

# PHILIPS

## Lighting



# MasterColor CDM-T Elite Med Wattage

## CDM T9 ELITE 315W/942/U/E NA

The Philips MasterColor Elite MW system offers an unrivalled level of light quality and performance. The lamp's sparkling white light creates a natural ambience and really brings out the best in all different types of colors. In addition, the high efficiency of the lamp and ballast together means reduced energy use and a lower cost of ownership compared to a 400W Metal Halide HID system.

### Product data

#### General Information

Cap-Base	PGZ18 [ PGZ18]
Operating Position	UNIVERSAL [ Any or Universal (U)]
Life to 5% Failures (Nom)	12500 h
Life to 10% Failures (Nom)	16000 h
Life to 50% Failures (Nom)	30000 h
ANSI Code HID	C182/E
Features	na [ Not Applicable]

#### Light Technical

Color Code	942 [ CCT of 4200K]
Luminous Flux (Rated) (Min)	33100 lm
Luminous Flux (Rated) (Nom)	35500 lm
Color Designation	Cool White (CW)
Lumen Maintenance 12000 h (Nom)	82 %
Lumen Maintenance 10000 h (Nom)	86 %
Lumen Maintenance 2000 h (Nom)	98 %
Lumen Maintenance 20000 h	81 %
Lumen Maintenance - 40% Life	82 %
Lumen Maintenance 5000 h (Nom)	94 %

Lumen Maintenance - 10% Life	96 %
Saturated Red	80
Design Mean Lumens	31150 lm
Chromaticity Coordinate X (Nom)	0.376
Chromaticity Coordinate Y (Nom)	0.379
Correlated Color Temperature (Max)	- K
Correlated Color Temperature (Min)	- K
Correlated Color Temperature (Nom)	4140 K
Luminous Efficacy (Rated) (Min)	105 lm/W
Luminous Efficacy (rated) (Nom)	113 lm/W
Color Rendering Index (Min)	90
Color Rendering Index (Nom)	93

#### Operating and Electrical

Power (Rated) (Nom)	315.0 W
Lamp Current Run-Up (Nom)	4.7 A
Ignition Supply Voltage (Max)	4000 V
Ignition Peak Voltage (Max)	4000 V
Ignition Supply Voltage (Min)	3000 V
Re-ignition Time (Min) (Max)	10 min

# MasterColor CDM-T Elite Med Wattage

Ignition Time (Max)	3 s
Voltage (Max)	115 V
Voltage (Min)	85 V
Voltage (Nom)	100 V

## Controls and Dimming

Run-Up Time 90% (Max)	3 min
-----------------------	-------

## Mechanical and Housing

Bulb Finish	Clear
Overall Length (Max)	7.44 in

## Approval and Application

Energy Efficiency Label (EEL)	A+
Picogram Per Lumen Hour	25 pg/lm.h
Mercury (Hg) Content (Max)	25 mg
Energy Consumption kWh/1000 h	346 kWh

## UV

Pet (Niosh) (Nom)	49.7 h/500lx
-------------------	--------------

Damage Factor D/fc (Nom)	0.242
--------------------------	-------

## Luminaire Design Requirements

Bulb Temperature (Max)	600 °C
Cap-Base Temperature (Nom)	250 °C
Pinch Temperature (Max)	300 °C

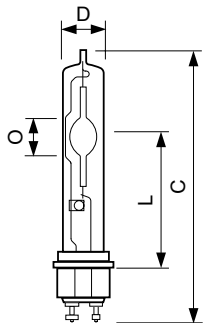
## Product Data

Order product name	CDM T9 ELITE 315W/942/U/E NA
EAN/UPC - Product	046677220648
Order code	928601164802
Numerator - Quantity Per Pack	1
Numerator - Packs per outer box	12
Material Nr. (12NC)	928601164802
Net Weight (Piece)	0.001 kg
ILCOS Code	MT-315/42/1A-H-PGZ18

## Warnings and Safety

- R "WARNING: These lamps can cause serious skin burn and eye inflammation from short wave ultraviolet radiation if outer envelope of the lamp is broken or punctured. Do not use where people will remain for more than a few minutes unless adequate shielding or other safety precautions are used. Certain lamps that will automatically extinguish when the outer envelope is broken or punctured are commercially available." This lamp complies with FDA radiation performance standard 21 CFR subchapter J. (USA:21 CFR 1040.30 Canada: SOR/DORS/80-381)

## Dimensional drawing

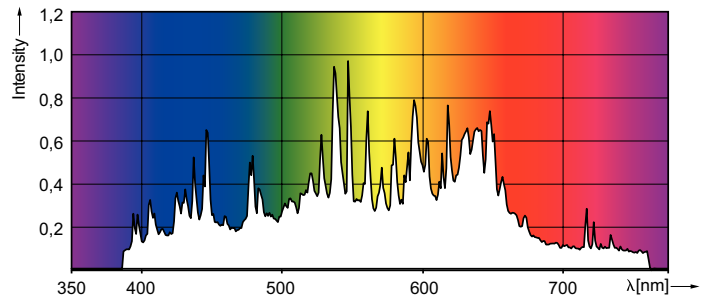
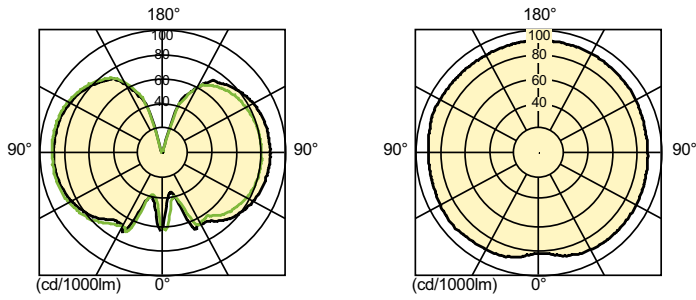


CDM TMW 315W/942 PGZ18 U

Product	D (max)	D	D	C (max)	C
CDM T9 ELITE 315W/942/U/E NA	29 mm	1.1 in	28 mm	188 mm	186 mm

# MasterColor CDM-T Elite Med Wattage

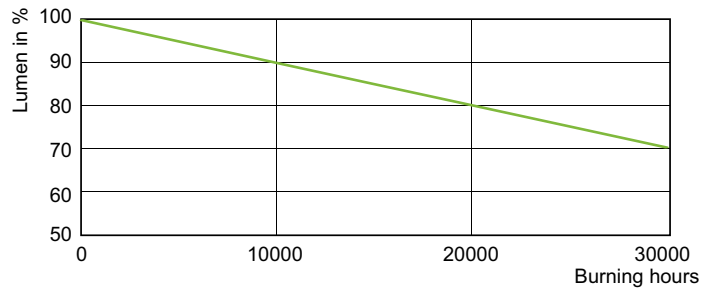
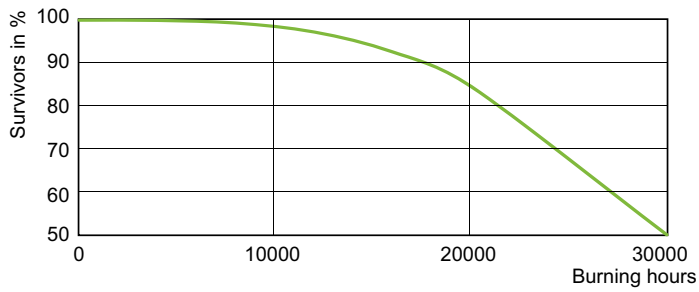
## Photometric data



CDM-T Elite MW 315W /942

CDM-TMW 315W /942

## Lifetime



CDM-T Elite MW 315W /930, /942

CDM-T Elite MW 210W, 315W, /930, /942

