



# PL-C Cluster 2-Pin Base

## PL-C 26W/841/2P/ALTO 10PK

Philips Linear Compact Fluorescent Lamps offer designers, specifiers and end-users new levels of efficiencies and versatility in sizes, configurations and application possibilities. With so many elegant fixtures available to complement their small size, high light output and advanced technology, Philips Energy Advantage lamps are fast becoming the preferred choice when maximum efficiency and sleek design solutions are required.

### Product data

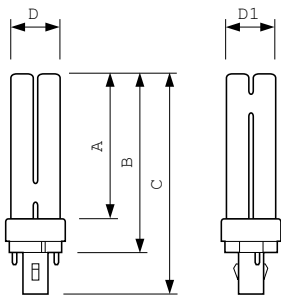
General Information		LLMF 6000 h Rated		LLMF 8000 h Rated	
Base	G24D-3 [ G24d-3]		83 %		81 %
Life To 10% Failures (Nom)	6500 h				
Life to 50% Failures (Nom)	10000 h				
LSF 2000 h Rated	99 %				
LSF 4000 h Rated	98 %				
LSF 6000 h Rated	92 %				
LSF 8000 h Rated	78 %				
Light Technical		Operating and Electrical			
Color Code	841 [ CCT of 4100K]	Power (Rated) (Nom)	26.5 W		
Initial lumen (Nom)	1800 lm	Lamp Current (Nom)	0.335 A		
Luminous Flux (Rated) (Nom)	1800 lm				
Color Designation	Cool White (CW)	Temperature			
Correlated Color Temperature (Nom)	4100 K	Design Temperature (Nom)	28 °C		
Luminous Efficacy (rated) (Nom)	68 lm/W	Controls and Dimming			
Color Rendering Index (Nom)	82	Dimmable	No		
LLMF 2000 h Rated	92 %	Mechanical and Housing			
LLMF 4000 h Rated	87 %	Cap-Base Information	2P		
		Approval and Application			
		Energy Efficiency Label (EEL)	B		
		Mercury (Hg) Content (Nom)	1.4 mg		

## PL-C Cluster 2-Pin Base

Energy Consumption kWh/1000 h	32 kWh
<b>Product Data</b>	
Order product name	PL-C 26W/841/2P/ALTO 10PK
EAN/UPC - Product	046677111670
Order code	383240
Numerator - Quantity Per Pack	1

Numerator - Packs per outer box	10
Material Nr. (12NC)	927906184030
Net Weight (Piece)	64.300 g
ILCOS Code	FSQ-26/40/1B-I-G24d=3

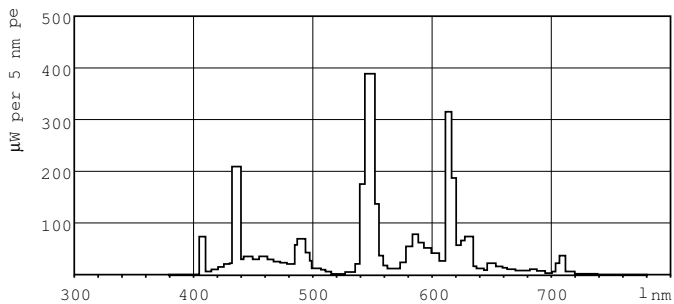
### Dimensional drawing



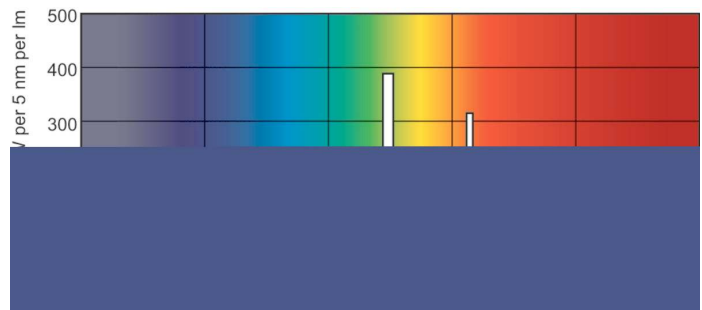
Product	D (max)	D1 (max)	A (max)	B (max)	C (max)
PL-C 26W/841/2P/ALTO 10PK	27.1 mm	27.1 mm	130.5 mm	149.0 mm	171.4 mm

PL-C 26W/840/2P

### Photometric data



LDPB\_PLC2P\_840-Spectral power distribution B/W



LDPO\_PLC2P\_840-Spectral power distribution Colour

## PL-C Cluster 2-Pin Base

### Lifetime



LDLE\_PLC2P\_0001-Life expectancy diagram

LDLE\_PLC2P\_0002-Life expectancy diagram



LDLM\_PLC2P\_0001-Lumen maintenance diagram

