



EFDB Series Factory Sealed Selector Switch Cover Assemblies

Explosionproof, Dust-Ignitionproof



10 Amp, 600 Vac Max. for Heavy Duty Use.

Class I, Division 1 and 2, Groups C, D
 Class II, Division 1 and 2, Groups E, F, G
 Class III
 NEMA 3, 7CD, 9EFG

EFDB Selector Switch Operator/Switch Assembly — Maintained Contact †

	Thread Size (In., NPSM)	Description	Diagram			Catalog Number	
			Left	Center	Right	Switch Assembly Only	Switch Assembly with Cover
2 Position							
 <p>Nameplate: Hand—Auto</p>	1/2	2 Position, 2 Circuit		None		SSBA1-2Q	EFKB-12
	1/2	2 Position, 4 Circuits		None		SSBA2-2Q	EFKB-35
3 Position							
 <p>Nameplate: Hand—Off—Auto</p>	1/2	3 Position, 2 Circuit				SSBA1-3Q	EFKB-102
	1/2	3 Position, 4 Circuit				SSBA2-3Q	EFKB-345

EFDB Selector Switch Operator/Switch Assembly — Modified Operations †

	Thread Size (In., NPSM)	Description	Diagram			Catalog Number	
			Left	Center	Right	Switch Assembly Only	Switch Assembly with Cover
3 Position							
Momentary contact right position. Spring return to center. Maintained contact left position.							
<i>Note: Standard legend plate reads Hand/Off/Auto</i>							
 <p>2 Circuit</p>	1/2	3 Position, 2 Circuit				SSBAS-1-3	EFKB-102-SRC
	1/2	3 Position, 4 Circuits				SSBAS-2-3	EFKB-345-SRC
Momentary contact left position. Spring return to center. Maintained contact right position.							
<i>Note: Standard legend plate reads Hand/Off/Auto</i>							
 <p>4 Circuit</p>	1/2	3 Position, 2 Circuit				SSBASL-1-3	EFKB-102-SLC
	1/2	3 Position, 4 Circuits				SSBASL-2-3	EFKB-345-SLC
Momentary contact right position. Spring return to center. Maintained contact left position.							
<i>Note: Standard legend plate reads Hand/Off/Auto</i>							
	1/2	3 Position, 4 Circuits				SSBASRA-2-3	EFKB-637-SRC

† When installed on a single gang box the cover assembly is suitable for use in Group B environments but will not be marked Group B.

Controls HAZARDOUS LOCATION CONTROL STATIONS AND SWITCHES