

## Device Boxes and Covers

### Aluminum Single- and Double-Gang Covers



CWPDR

CWPDR-FS



CFSDR



CWP-G

CFSH-G



CWPV-G

CFSR-G



CFSR Series

CFST



CFSTF

CFSB

#### Single-Gang Covers — Raintight\*

CAT. NO.	DESCRIPTION	UNIT QTY.	STD. PKG.	WT. LBS. PER 100
<b>For Duplex Receptacles, Horizontal</b>				
CWPDR*	Duplex Receptacle Cover with (2) Spring Doors, Device Mount	1	25	40
CWPDR-FS*	Box Mount	1	25	40
<b>For Duplex Receptacles, Vertical</b>				
CFSDR*	Box Mount	1	25	38
<b>For GFCI Receptacles, Horizontal</b>				
CFSH-G*	Box Mount	1	25	40
<b>For GFCI Receptacles, Vertical</b>				
CWPV-G*	GFCI Receptacle Cover, 2 <sup>1</sup> / <sub>2</sub> " x 1 <sup>1</sup> / <sub>2</sub> " Rectangular Opening Device Mount	1	25	40
CFSR-G*	Box Mount	1	25	40

\*Raintight when used with appropriate Thomas & Betts boxes and gaskets. Suitable for use in wet locations with cover closed — NEMA 3R.

CAT. NO.	NOMINAL SIZE	MAX. DEVICE FACE DIA.	UNIT QTY.	STD. PKG.	WT. LBS PER 100
<b>For Single Receptacles, Vertical (Box Mount Only)</b>					
CFSR-L*	1 <sup>3</sup> / <sub>8</sub> "	1.600"	1	25	40
CFSR-S*	1 <sup>3</sup> / <sub>8</sub> "	1.395"	1	25	40
CFSR-X*	1 <sup>7</sup> / <sub>8</sub> "	1.865"	1	25	40
CFSR-XL*	2 <sup>1</sup> / <sub>8</sub> "	2.145"	1	25	40
CFSR-Y*	1 <sup>3</sup> / <sub>4</sub> "	1.750"	1	25	40

\*Raintight when used with appropriate Thomas & Betts boxes and gaskets. Suitable for use in wet locations with cover closed — NEMA 3R.

CAT. NO.	DESCRIPTION	UNIT QTY.	STD. PKG.	WT. LBS. PER 100
<b>Switch Cover</b>				
CFST*	Plunger Style, Switch Cover, Box Mount NEMA 3R	1	25	40
<b>Switch Cover</b>				
CFSTF*	Front Lever, Switch Cover, Box Mount NEMA 4	1	25	40
<b>Blank Cover</b>				
CFSB*	Blank Cover, Box Mount, NEMA 3R	1	25	14

\*Raintight when used with appropriate Thomas & Betts boxes and gaskets. Suitable for use in wet locations with cover closed — NEMA 3R.

## Device Boxes and Covers



CDR



CTS



CR Series



FS-GKV



2CWPDR



2CWPR-M




2CFSR-M



2CFST



2CFSB



2CDR



2CTS



2CTDR



2FS-GKV

### Single-Gang Covers

CAT. NO.	DESCRIPTION	UNIT QTY.	STD. PKG.	WT. LBS. PER 100
<b>For Duplex Receptacles</b>				
CDR	Duplex Receptacle Cover, Box Mount	20	100	11
<b>For Switches</b>				
CTS	Switch Cover, Box Mount	20	100	14

CAT. NO.	NOMINAL SIZE	MAX. DEVICE FACE DIA.	UNIT QTY.	STD. PKG.	WT. LBS. PER 100
<b>For Single Receptacles (Box Mount Only)</b>					
CRL	1 1/8"	1.600"	20	100	12
CRS	1 1/8"	1.395"	20	100	12

CAT. NO.	DESCRIPTION	STD. PKG.	WT. LBS. PER 100
<b>Gasket</b>			
FS-GKV	Composition Gasket	100	2

### Double-Gang Covers — Raintight\*

CAT. NO.	DESCRIPTION	UNIT QTY.	STD. PKG.	WT. LBS. PER 100
<b>For Two Duplex Receptacles</b>				
2CWPDR*	Two Duplex Receptacle Cover with (2) Spring Doors, Device Mount	1	10	48
<b>For Single Receptacle</b>				
2CWPR-M*	Single Receptacle Cover, Hole Dia. 2 1/4", Device Mount	1	10	48
2CFSR-M*	Single Receptacle Cover, Hole Dia. 2 1/4", Box Mount	1	10	48
<b>For Two Switches</b>				
2CFST*	Plunger Style Switch Cover, Box Mount	1	10	26
<b>Blank</b>				
2CFSB*	Blank Cover, Box Mount	10	50	25

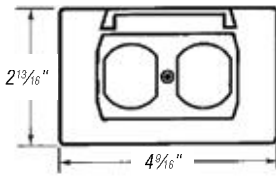
\*Raintight when used with appropriate Thomas & Betts boxes, covers and gaskets. Suitable for use in wet locations with cover closed — NEMA 3R.

### Double-Gang Covers

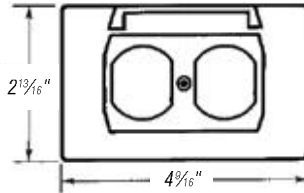
CAT. NO.	DESCRIPTION	UNIT QTY.	STD. PKG.	WT. LBS. PER 100
<b>For Two Duplex Receptacles</b>				
2CDR	Two Duplex Receptacle Cover, Device Mount	10	50	24
<b>For Two Switches</b>				
2CTS	Switch Cover, Device Mount	10	50	24
<b>For Switch and Duplex Receptacles</b>				
2CTDR	Switch and Duplex Receptacle Cover, Device Mount	10	50	24
<b>Gasket</b>				
2FS-GKV	Composition Gasket	—	50	3

## Device Boxes and Covers

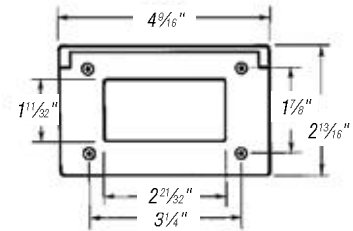
### Dimensions for Single-Gang Covers



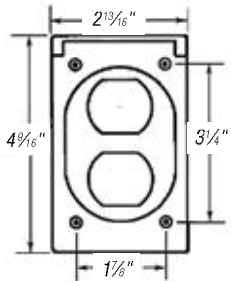
CWPDR



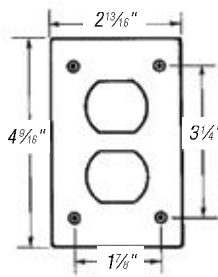
CWPDR-FS



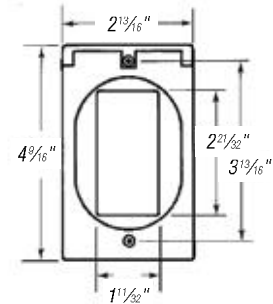
CFSH-G



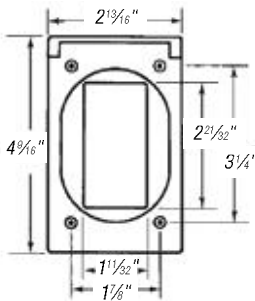
CFSDR



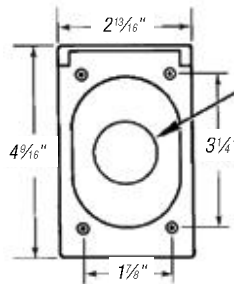
GDR



CWPV-G

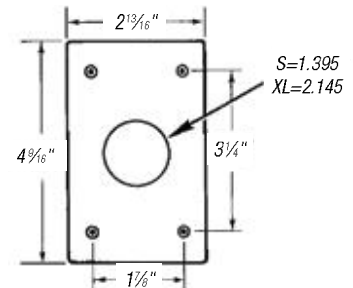


CFZR-G

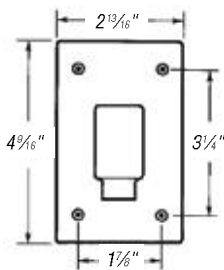


CFZR Series

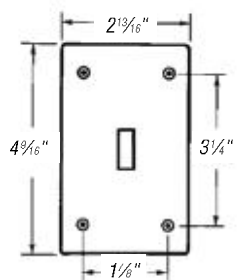
L=1.60 Dia.  
S=1.395  
X=1.865  
XL=2.145  
Y=1.750



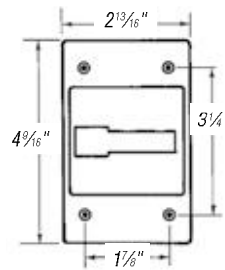
CR Series



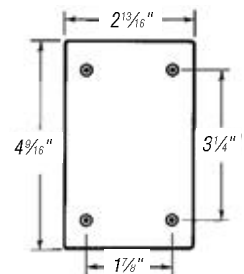
CFST



CTS



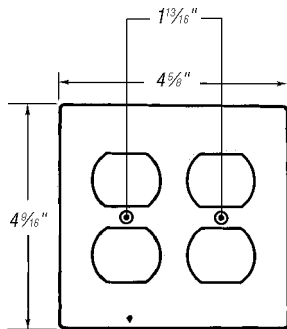
CFSTF



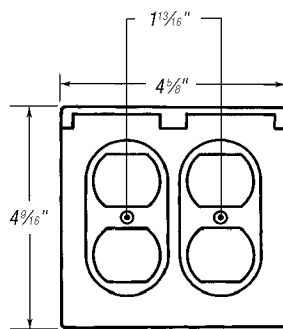
CFSS

## Device Boxes and Covers

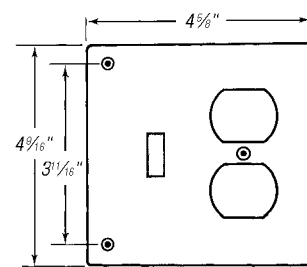
### Dimensions for Double-Gang Covers



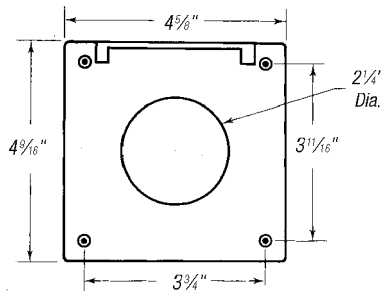
2CDR



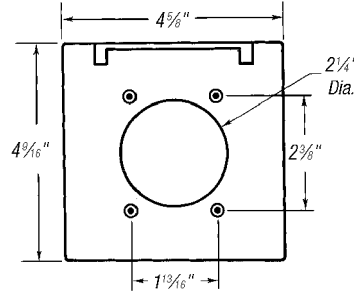
2CWPDR



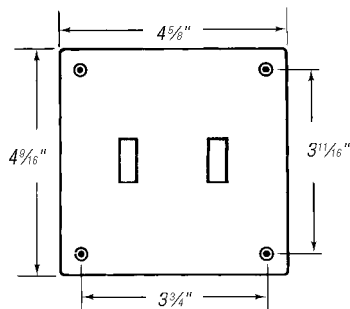
2CTDR



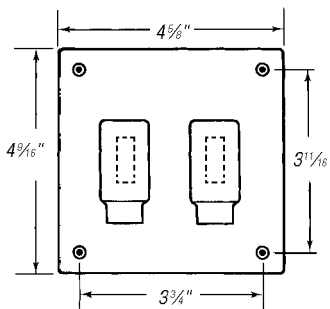
2CFSR-M



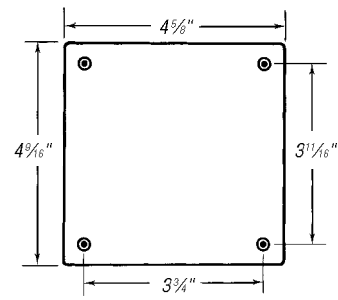
2CWPR-M



2CTS



2CFST



2CFSB