

## Screw Options



**B**  
Brass Philslot  
Nickel-Plated



**BS**  
Brass SEMS  
Philslot Nickel-Plated



**SP**  
Steel SEMS  
Philslot Zinc-Plated



**P**  
Steel SEMS  
(P-Style)



**ST**  
Stainless Steel  
Philslot



**STR**  
Stainless Steel  
Phillips (recess)

## Hardware Options

**Quick Connects – Assembled TB300 only.** Terminals 0.250" x 0.031". Max. current rating 20 Amps. For other orientations, contact factory.



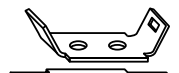
**QC1**



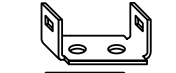
**QC2**



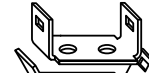
**QC3**



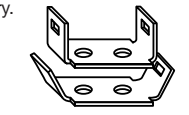
**QC4**



**QC5**



**QC6**



**QC7**



**QC8**



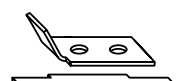
**QC9**




**QC10**



**QC11**



**QC12**



**QC13**



**QC14**



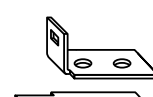
**QC15**



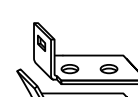
**QC16**



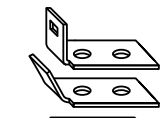
**QC17**



**QC18**



**QC19**



**QC20**

**Quick Connects – Bulk \*TB300 only.** Min. order per part no. – 100 pieces.



**QC201**  
Flat – none



**QC202**  
QC 45° – none



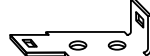
**QC203**  
QC 90° – none



**QC204**  
Flat – Flat



**QC205**  
Flat – QC 45°



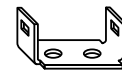
**QC206**  
Flat – QC 90°



**QC207**  
QC 45° – QC 45°



**QC208**  
QC 45° – QC 90°




**QC209**  
QC 90° – QC 90°

**Jumpers – Bulk** Min. order per part no. – 100 pieces. Contact factory for jumper assembly.



†J301  
Flat slip-on  
(TB300 only)  
(J301-J)



†OJ6  
Closed over barrier  
(OJ6-J)



†OJ11  
Slip-on over barrier  
(OJ11-J)

†Contact factory for pole configuration.