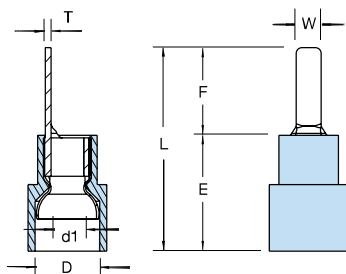
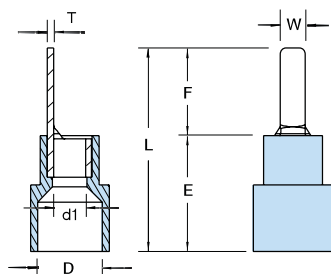




- For Use in DIN-Style Blade Terminal Blocks
- Metal Insulation Sleeve
- Molded Insulator
- Internal Barrel Serrations
- Funnel Entry



- For Use in DIN-Style Blade Terminal Blocks
- Molded Funnel Entry Insulator
- Brazed Seam
- Internal Barrel Serrations



Nylon Insulated Blade Terminals



Catalog Number	Wire Range	Dimension <small>inch mm</small>						
		W	F	L	E	D	d1	T
KN18-10BL-M	22-16 A.W.G. 0.5-1.5 mm ²	.091 2.3	.394 10.0	.819 20.8	.433 11.0	.177 4.5	.067 1.7	.030 0.75
KN18-18BL-M		.087 2.2	.709 18.0	1.134 28.8				
KN14-10BL-M	16-14 A.W.G. 1.5-2.5 mm ²	.094 2.4	.394 10.0	.819 20.8	.433 11.0	.205 5.2	.091 2.3	.031 0.8
KN14-18BL-M		.087 2.2	.709 18.0	1.134 28.8				
KN10-10BL-D	12-10 A.W.G. 4-6 mm ²	.110 2.8	.394 10.0	.906 23.0	.512	.276	.134	.039

Box Quantity: (D)=500; (M)=1000

For Mylar Tape replace box quantity with (T). Example: KN18-10BL-T

UL File #E9809

CSA File #LR4503

See pages in back of catalog for complete tool information.

Tool and Die Selection Chart on page M42.

Maximum Electrical Rating: 105°C 600 Volts Max.

Terminal Material: Copper

Vinyl Insulated Blade Terminals



Catalog Number	Wire Range	Dimension <small>inch mm</small>						
		W	F	L	E	D	d1	T
KV18-10BL-M	22-16 A.W.G. 0.5-1.5 mm ²	.091 2.3	.394 10.0	.819 20.8	.433 11.0	.157 4.0	.067 1.7	.030 0.75
KV18-18BL-M		.087 2.2	.709 18.0	1.134 28.8				
KV14-10BL-M	16-14 A.W.G. 1.5-2.5 mm ²	.094 2.4	.394 10.0	.819 20.8	.433 11.0	.177 4.5	.091 2.3	.031 0.8
KV14-18BL-M		.087 2.2	.709 18.0	1.134 28.8				
KV10-10BL-D	12-10 A.W.G. 4-6 mm ²	.110 2.8	.394 10.0	.906 23.0	.512 13.0	.252 6.4	.134 3.4	.039 1.0

Box Quantity: (D)=500; (M)=1000

For Mylar Tape replace box quantity with (T). Example: KV18-10BL-T

UL File #E9809

CSA File #LR4503

See pages in back of catalog for complete tool information.

Tool and Die Selection Chart on page M42.

Maximum Electrical Rating: 105°C 600 Volts Max.

Terminal Material: Copper

Tools used with Nylon and Vinyl Insulated Blade Terminals



ERG2500



KT-2500

Thomas & Betts



Crimp Terminals, Disconnects, and Splices

Thomas & Betts is pleased to introduce Spec-Kon® crimp terminals, disconnects, and splices. Ideal for OEM applications, the Spec-Kon® line can be used anywhere a high number of terminations are required every day, such as the wiring harness, panelboard, telecommunications, and automotive industries.

The Spec-Kon® terminal offering includes:

- A broad selection of bulk-packaged loose piece terminals in non-insulated and insulated varieties, including male and female disconnects, rings, forks, pins, blades, butt splices, wire joints and bullet connectors.
- Terminals on mylar tape for automated applications, including the new KT-2500 power tool for frequent, repeated crimps.
- The ERG-2500 ergonomic hand tool, which crimps all sizes of insulated barrel-style Spec-Kon® wire termination products.

Catalog Numbering System

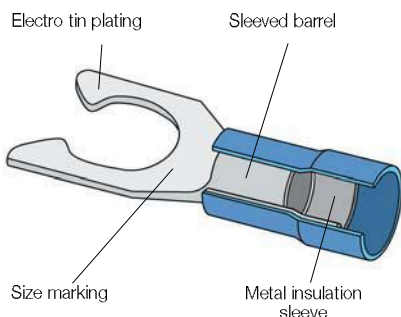
Example: KV18-6R-M

M	K	V	18	6	R	M
	Product	Terminal and Insulation	Wire Size Range	Feature Size	Terminal Type	Box Quantity
Spec-Kon®	Thomas & Betts Spec-Kon® Terminals	(Blank) Bare Non-Insulated (V) Vinyl Funnel Entry (N) Nylon Funnel Entry (VF) Vinyl Fully Insulated (NF) Nylon Fully Insulated	(18) 22-16 AWG (14) 16-14 AWG (10) 12-10 AWG (8) 8 AWG (6) 6 AWG (4) 4 AWG (2) 2 AWG	Bolt Hole: Ring and Fork Terminals Tab Width: (250 Series) Disconnects Pin Length: Pin Terminals Blade Length: Blade Terminals Diameter: Bullets	(R) Ring (MS) Multiple Stud Ring (F) Fork (LF) Locking Fork (FF) Flanged Fork (PT) Pin Terminal (BL) Blade Terminal (MD) Male Disconnect (FD) Female Disconnect (FFD) Female Flag Disconnect (PD) Piggy Back Disconnect (FB) Female Bullet (MB) Male Bullet (BS) Butt Splice (QS) Quick Splice (WJ) Wire Joint (Closed End) (BFD) Barrel Flag Disconnect	(C) = 100 (CC) = 200 (W) = 250 (D) = 500 (M) = 1,000 (T) = Mylar Tape* * Please contact Customer Service for pricing and availability.



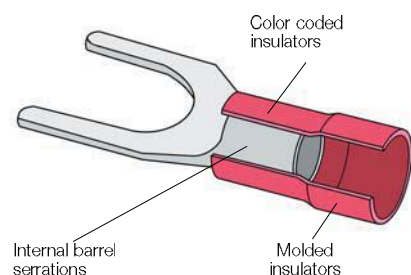
Features and Benefits of Spec-Kon® Terminals

- **Internal barrel serrations**—During crimping, the wire will cold flow into serrations, giving lower resistance connections and improving tensile strength.
- **Size marking**—Wire range is stamped on the tongue (metric and English) for easy access to the terminal size without drawings/packageing.
- **Electro tin plating**—Provides excellent corrosion resistance, superior finish for better-looking installation.
- **Ergonomic hand tool**—Ergonomically designed ERG-2500 completes a UL listed crimp while requiring substantially lower handle forces.
- **One tool for all insulated products**—Thomas & Betts offers a single tool that crimps the entire range of standard insulated terminals, disconnects, and butt splices. Many competitors require 2 to 4 tools to cover the same range.
- **Color coding**—Insulators are color coded for specific wire size (red=22-16AWG, blue=16-14AWG, yellow=12-10AWG). Red=8AWG, blue=6AWG.



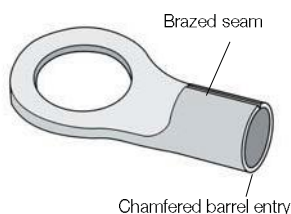
Nylon Insulated Terminals

- **Sleeved barrel**—Ensures barrel does not separate during crimping.
- **Molded insulators**—Molded insulators ensure consistent shape and quality, shaped entry speeds installation and reduces wire hang up.
- **Metal insulation sleeve**—Sleeve crimps wire insulation, providing high-vibration resistance and conductor strain relief.
- **Nylon material**—Ideal for harsh environments. Provides excellent chemical, impact and abrasion resistance.
- **Ratings**—UL Listed, cULus Listed, CSA, 600 V at 105°C.



Vinyl Insulated Terminals


- **Brazed seam**—Ensures barrel does not separate during crimping.
- **Molded funnel entry insulators**—Funnel entry speeds installation and reduces wire hang up. Molded insulators ensure consistent shape and quality every time.
- **Insulation crimp**—The insulator mouth is flared to speed installation and accommodate thicker insulated wires. Also, provides insulation support strain relief in high-vibration applications.
- **Vinyl material**—Economical, moisture resistant and flame retardant (UL94V-0)
- **Ratings**—UL Listed, cULus Listed, CSA, 600 V at 105°C.



Non-Insulated Terminals

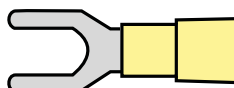
- **Brazed seam**—Ensures barrel does not separate during crimping.
- **Chamfered barrel entry**—Smoothing the barrel entry edge facilitates wire insertion.
- **Ratings**—UL Listed, cULus Listed, CSA, 2000 V.

Design Features of Spec-Kon® Terminals



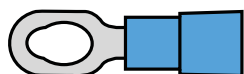
Rings

Provides the most secure and reliable connection available



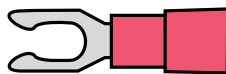
Forks

Fast and easy to install without removing the terminal block screw



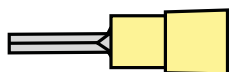
Multiple-Stud Rings

Special tongue style that accommodates 3 stud sizes with one terminal



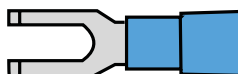
Locking Forks

Offers the secure connection of a ring terminal with the fast and easy installation of a fork terminal



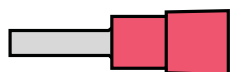
Pins

Standard insulation-style terminals for use on DIN-style/metric terminal blocks



Flanged Forks

Turned-up toes provide secure connections in high-vibration applications



Blades

Standard insulation-style terminals for use on DIN-style/metric terminal blocks

Performance Requirements

Description	Wire Size (AWG)										
	#22	#20	#18	#16	#14	#12	#10	#8	#6	#4	#2
U.L. 486A (Terminals)											
Test Current for Max. 50°C Rise (Amps)	9	12	17	18	30	35	50	70	95	125	70
Min. Tensile Strength* (Lbs.)	8	13	20	30	50	70	80	90	100	140	180

* Pull-out force of the crimped terminal.

Applicable Spec-Kon® products meet or exceed the following test specifications:

- UL486A (Terminals)
- CSA
- UL486C (Splices)

UL listed products are shown with the applicable logos in the product section.

UL file #E9809 (Terminals).

CSA file #LR4503