

SPECTRACOOL COMPACT INDOOR

INDUSTRY STANDARDS

UL/cUL Listed; Type 12; File No. SA6453 for N17
 UL/cUL Listed; Type 12, 3R, 4, 4X optional; File No. SA6453 and
 UR/cUR Recognized on select models for N16 and N21

CE
 IP 54 Internal Loop
 IP 34 External Loop
 EAC
 Telcordia GR-487 capable
 Reference performance data tables for agency approvals applied to each model.

APPLICATION

- Industrial automation
- Package handling equipment
- Security and defense systems

FEATURES

- Narrow design accommodates 12-in. deep cabinets
- R134a earth-friendly refrigerants
- Models for 115, 230 and 400/460 VAC power input
- UL Listed to save customers time and money with agency approvals
- Attractive industrial design with minimal use of visible fasteners
- Reliable mechanical thermostat is located behind the cover of the unit; Air Conditioner models include digital display on ambient side
- Galvanized sheet-metal cover for rugged factory environments

- Easy-mount flanges for simple installation
- Cutout adapter options for enclosures with GENESIS air conditioners enable users to easily transition to the new unit
- Dust-resistant condenser coil allows the unit to be run filterless in most applications
- Cleanable, reusable aluminum mesh filter protects coils for maximum cooling performance
- Mounting hardware, gaskets and user manual furnished with the unit
- Every unit functionally tested before shipping
- Standard Indoor Air Conditioner models also include:
 - Active condensate management
 - Power-off relay for door switch and other system requirements
 - Malfunction switch

SPECIFICATIONS

- Nominal cooling capacity:
 - N17 1000 BTU/Hr. (293 W)
 - N17 1800 BTU/Hr. (527 W)
- Operating temperature range from 50 F/10 C to 125 F/52 C

FINISH

- RAL 7035 light-gray, semi-textured powder-coat paint
- Other colors and textures available

NOTES

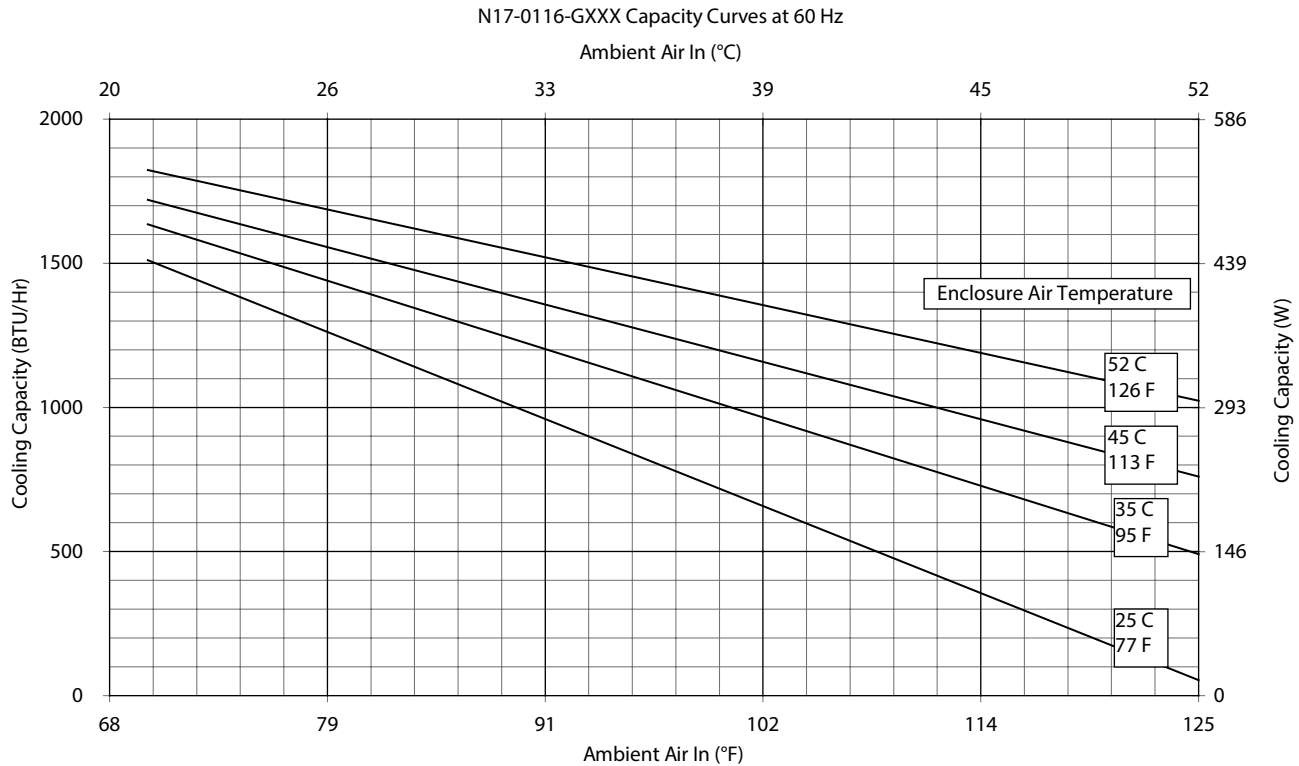
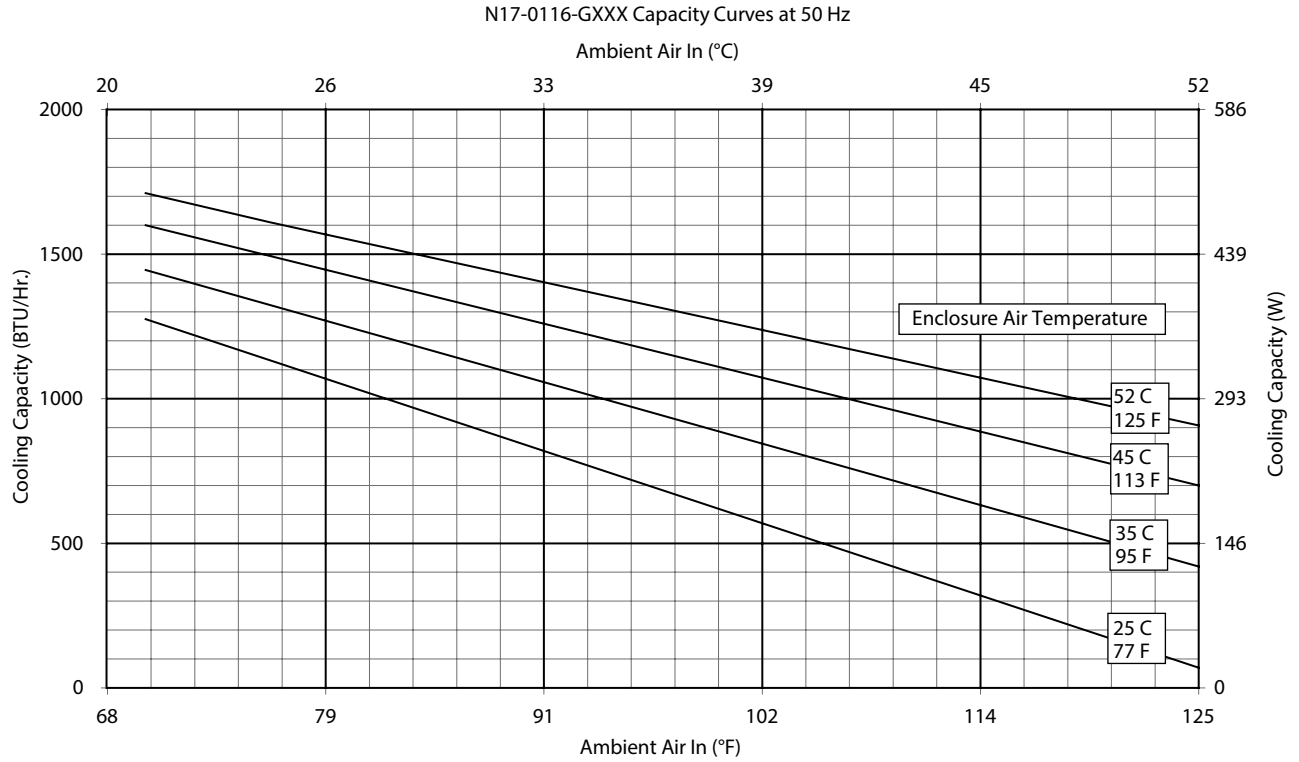
Visit www.PentairProtect.com to download 2D and 3D CAD drawings into the overall design of your electrical system.

Performance Data N17 Models 1000/1800 BTU/Hr. (300/527 Watt)

CATALOG NUMBER						
Indoor Model	N170116G010	N170126G010	N170146G010	N170216G010	N170226G010	N170246G010
Indoor Model with Remote Access Control*	N170116G020	N170126G020	N170146G020	N170216G020	N170226G020	N170246G020
COOLING PERFORMANCE						
Nominal:						
BTU/Hr.	908/1025	908/1025	908/1025	1500/1800	1500/1800	1500/1800
Watts	266/300	266/300	266/300	440/527	440/527	440/527
Refrigerant	R-134a	R-134a	R-134a	R-134a	R-134a	R-134a
Refrigerant Charge (ounces/grams)	5/142	5/142	5/142	5.5/156	5.5/156	5.5/156
Operating Temperature Range:						
Maximum (°F/°C)	125/52	125/52	125/52	125/52	125/52	125/52
Minimum (°F/°C)	50/10	50/10	50/10	50/10	50/10	50/10
Airflow at 0 Static Pressure:						
Internal loop 50 Hz (CFM / m ³ /hr.)	57/97	57/97	57/97	61/104	61/104	61/104
External loop 50 Hz (CFM / m ³ /hr.)	96/163	96/163	96/163	98/167	98/167	98/167
Internal loop 60 Hz (CFM / m ³ /hr.)	67/114	67/114	67/114	72/122	72/122	72/122
External loop 60 Hz (CFM / m ³ /hr.)	114/194	114/194	114/194	118/200	118/200	118/200
ELECTRICAL DATA						
Rated Voltage	110/115	220/208-230	400/460	110/115	220/208-230	400/460
Frequency (Hz)	50/60	50/60	50/60	50/60	50/60	50/60
Operating Range	+/- 10%	+/- 10%	+/- 10%	+/- 10%	+/- 10%	+/- 10%
Max. Power Consumption (W at 50/60 Hz)	337/356	345/376	375/407	642/728	639/667	543/603
Max. Nominal Current (A at 50/60 Hz)	4.4/3.9	1.2/1.2	2.3/2.1	7.0/7.1	4.0/3.5	2.0/2.0
Starting Current (A)	18	4.25	8.5	28	14.4	7.2
Agency Approvals	UL/cUL Listed CE					
Power Input Description	Terminal Block					
ENCLOSURE PROTECTION						
UL Type	Type 12					
IP	IP 54 Internal Loop IP 34 External Loop					
CONTROLLER [...G010 Models]						
Thermostat Location	Behind Cover, Right Side					
Factory Thermostat Setting (°F/°C)	80/27					
CONTROLLER [...G020 Models]						
Thermostat Location	Ambient Side					
Factory Thermostat Setting (°F/°C)	80/27					
SOUND LEVEL						
At 1.5 Meters	65.0 dBA					
UNIT CONSTRUCTION						
Material	Galvanized sheet metal standard					
Finish	RAL 7035 light-gray, semi-textured powder-coat paint standard Other colors available					
ACCESSORIES						
EASYSWAP Adaptor Plenum (GENESIS M13)	Enables SPECTRACOOL to be mounted to a GENESIS M13 air conditioner cutout Catalog Number PLM13N17					
NOTE: EASYSWAP adaptor plenum not required for M17. It is the same cutout as N17.						
UNIT DIMENSIONS						
Height (in./mm)	17.64/448.1	22.14/562.4	17.64/448.1	17.64/448.1	17.64/448.1	22.14/562.4
Width (in./mm)	12.0/304.8	12.0/304.8	12.0/304.8	12.0/304.8	12.0/304.8	12.0/304.8
Depth (in./mm)	8.4/213.4	8.4/213.4	8.4/213.4	8.4/213.4	8.4/213.4	8.4/213.4
Weight (lb./kg)	50/23	66/30	50/23	54/25	54/25	73/33

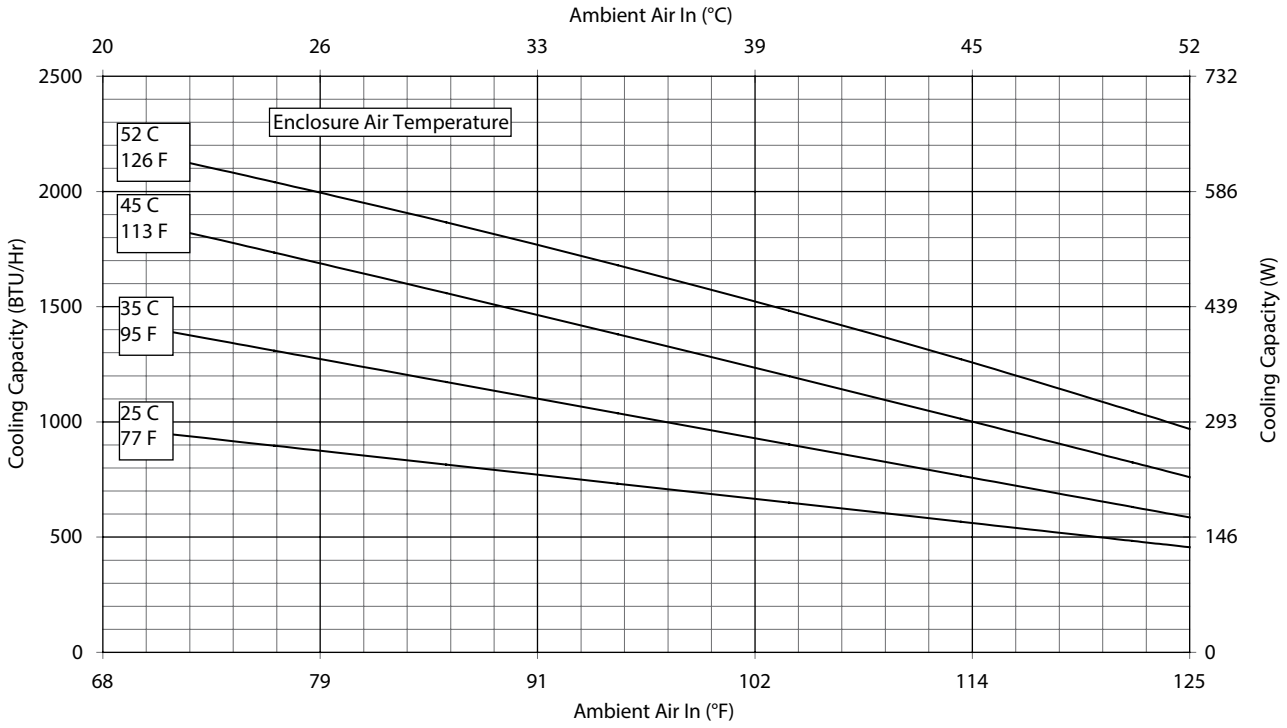
*Units with Remote Access Control utilize a digital controller and communicate via EtherNet/IP, Profinet, Modbus TCP/IP and SNMP over ethernet or modbus RTU over USB.

Performance Curves for N17 Models 1000 BTU/Hr. (293 Watt)

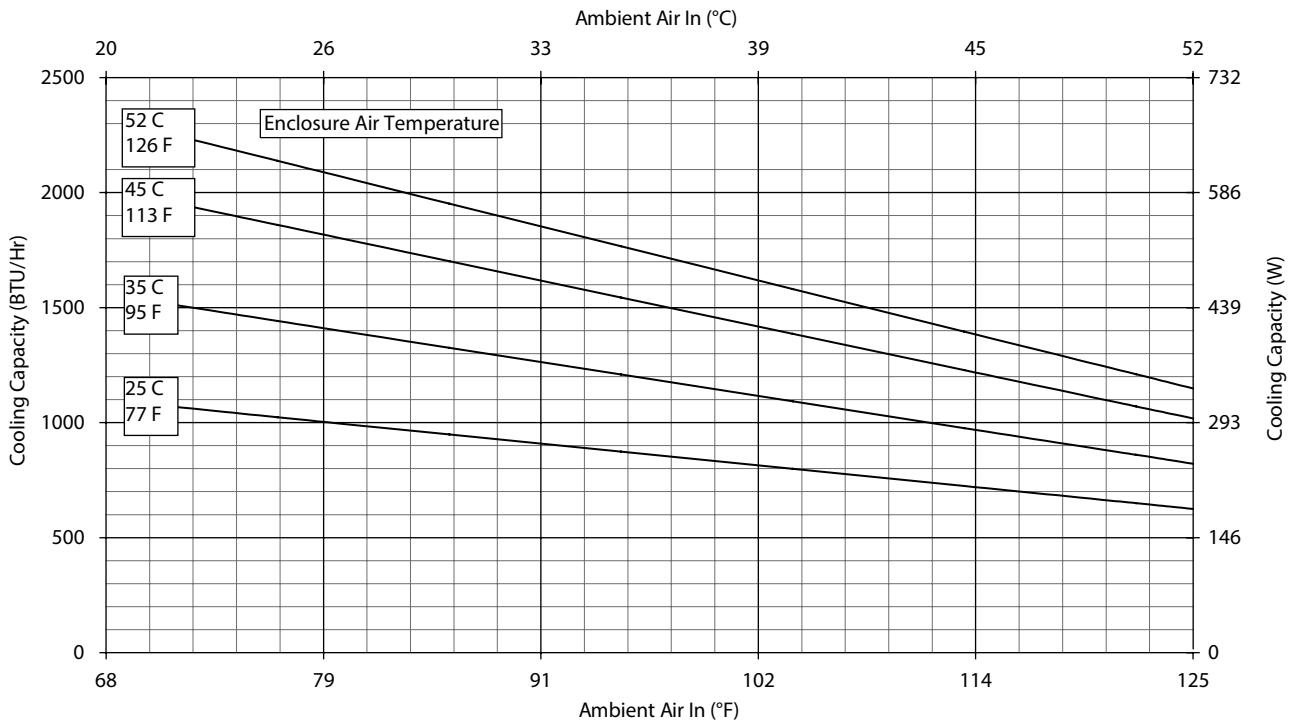


Performance Curves for N17 Models 1000/2000 BTU/Hr. (293/585 Watt)

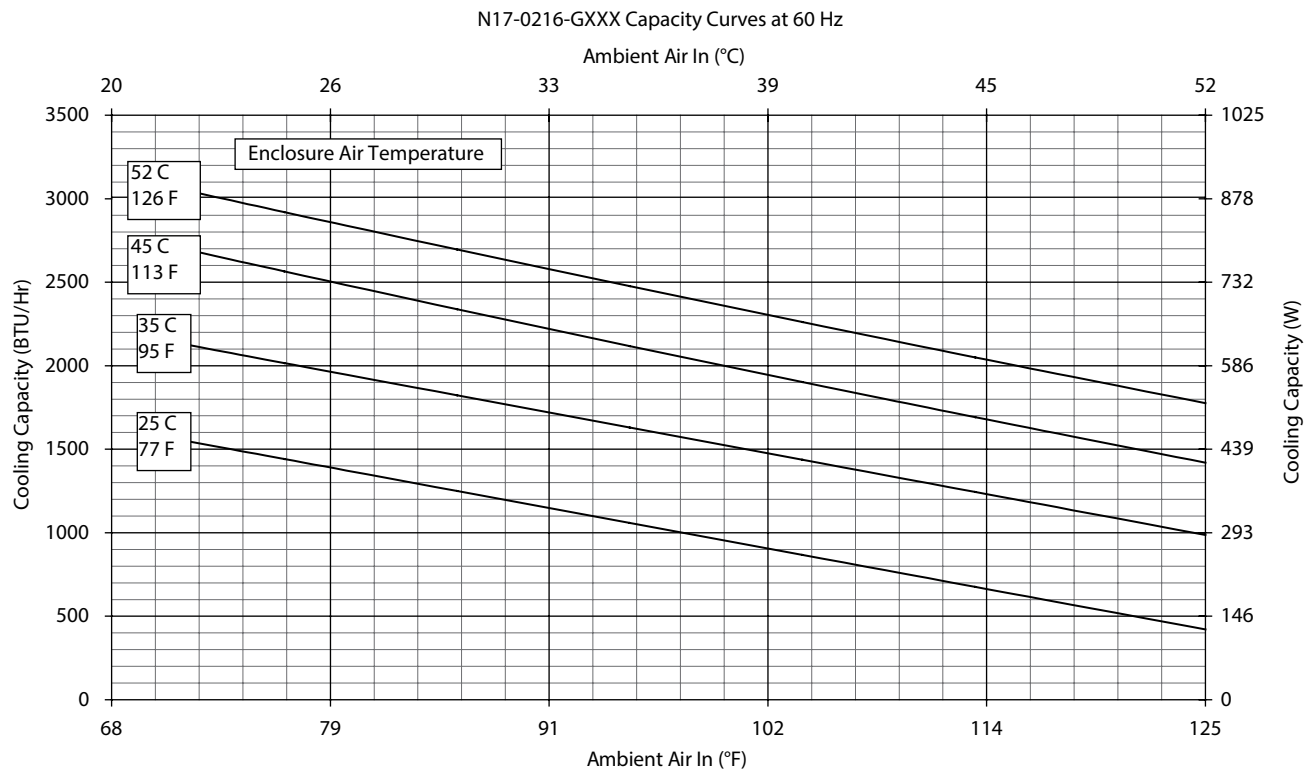
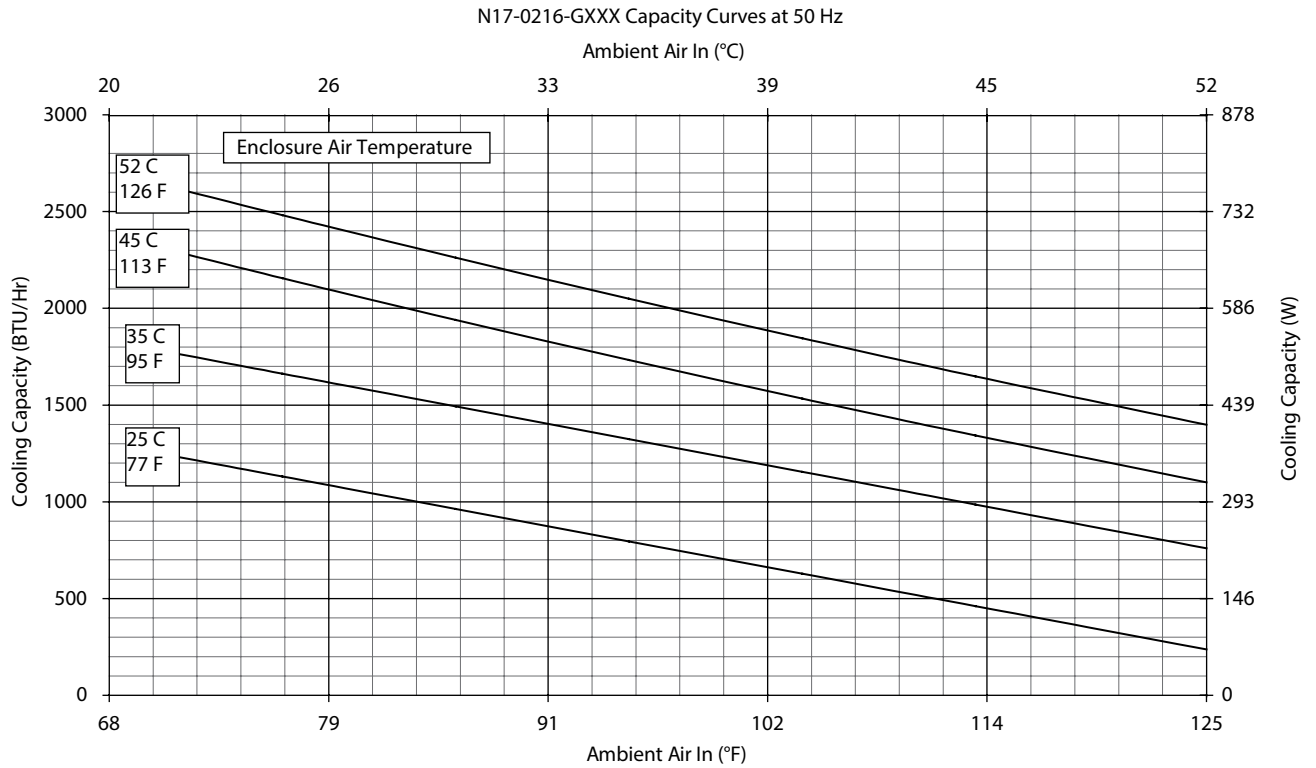
N17-01(2/4)6-GXXX Capacity Curves at 50 Hz



N17-01(2/4)6-GXXX Capacity Curves at 60 Hz

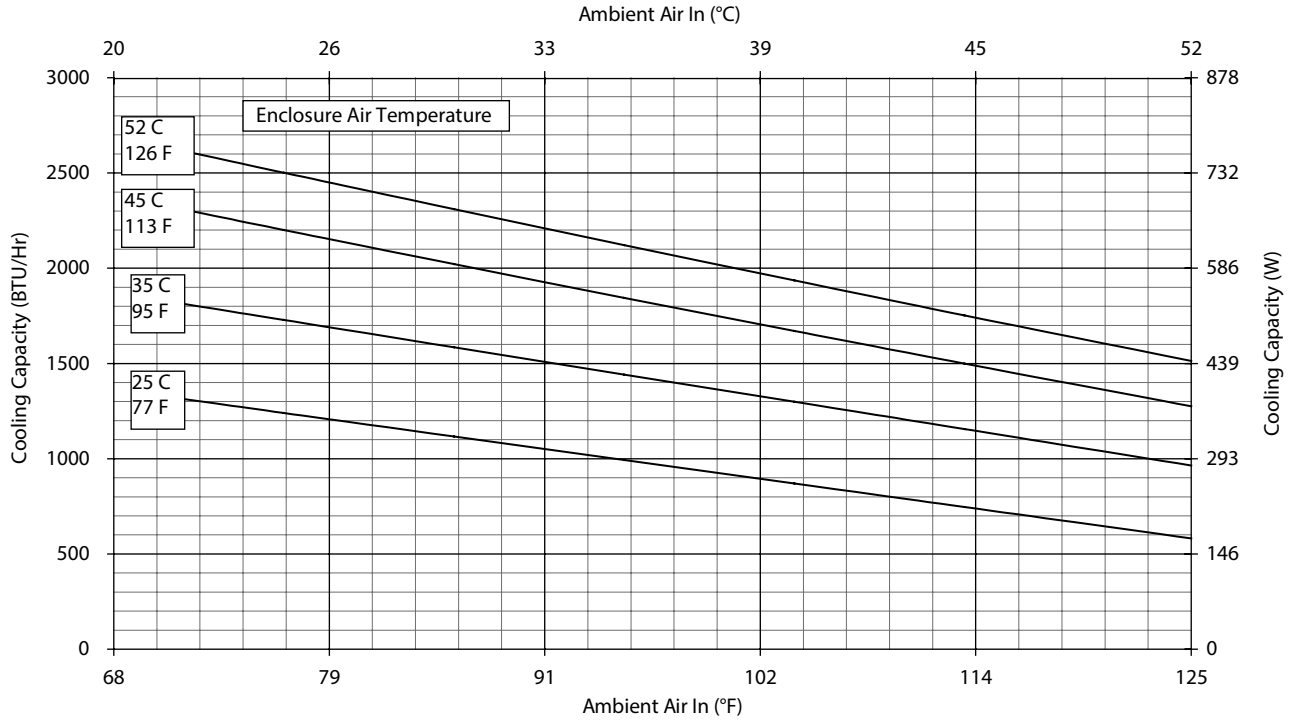


Performance Curves for N17 Models 1000 BTU/Hr. (293 Watt)

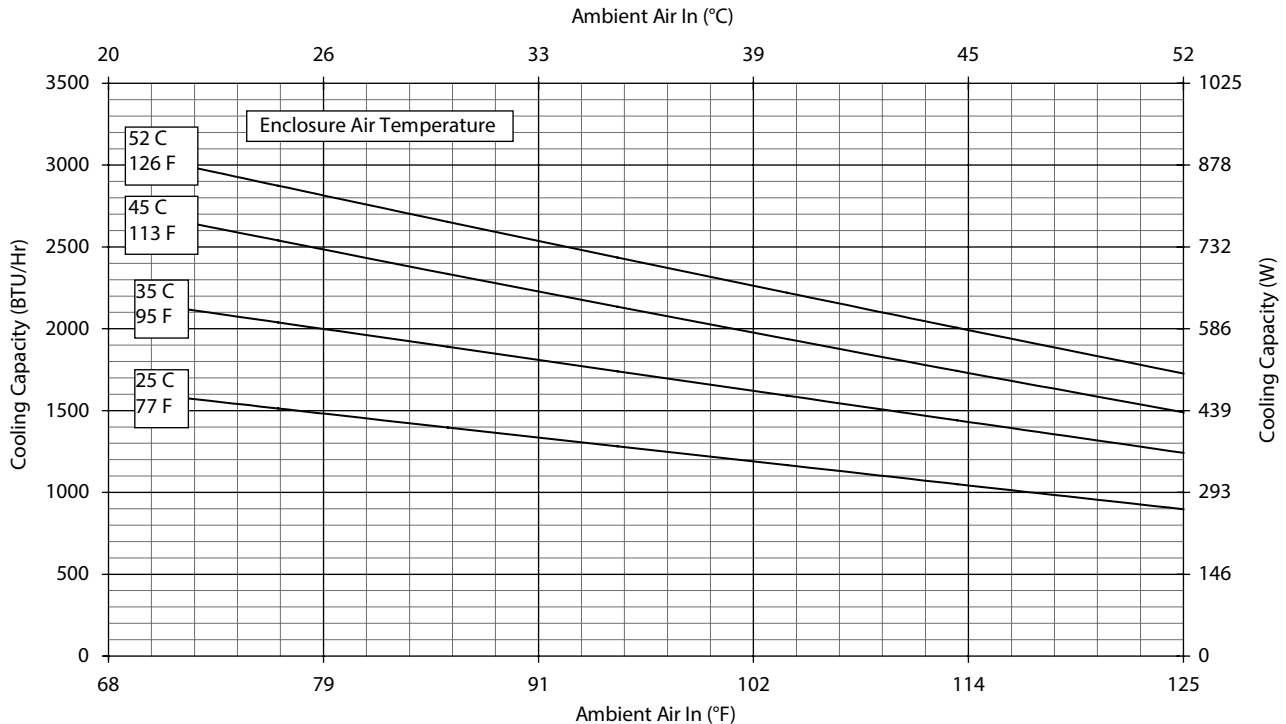


Performance Curves for N17 Models 1000/2000 BTU/Hr. (293/585 Watt)

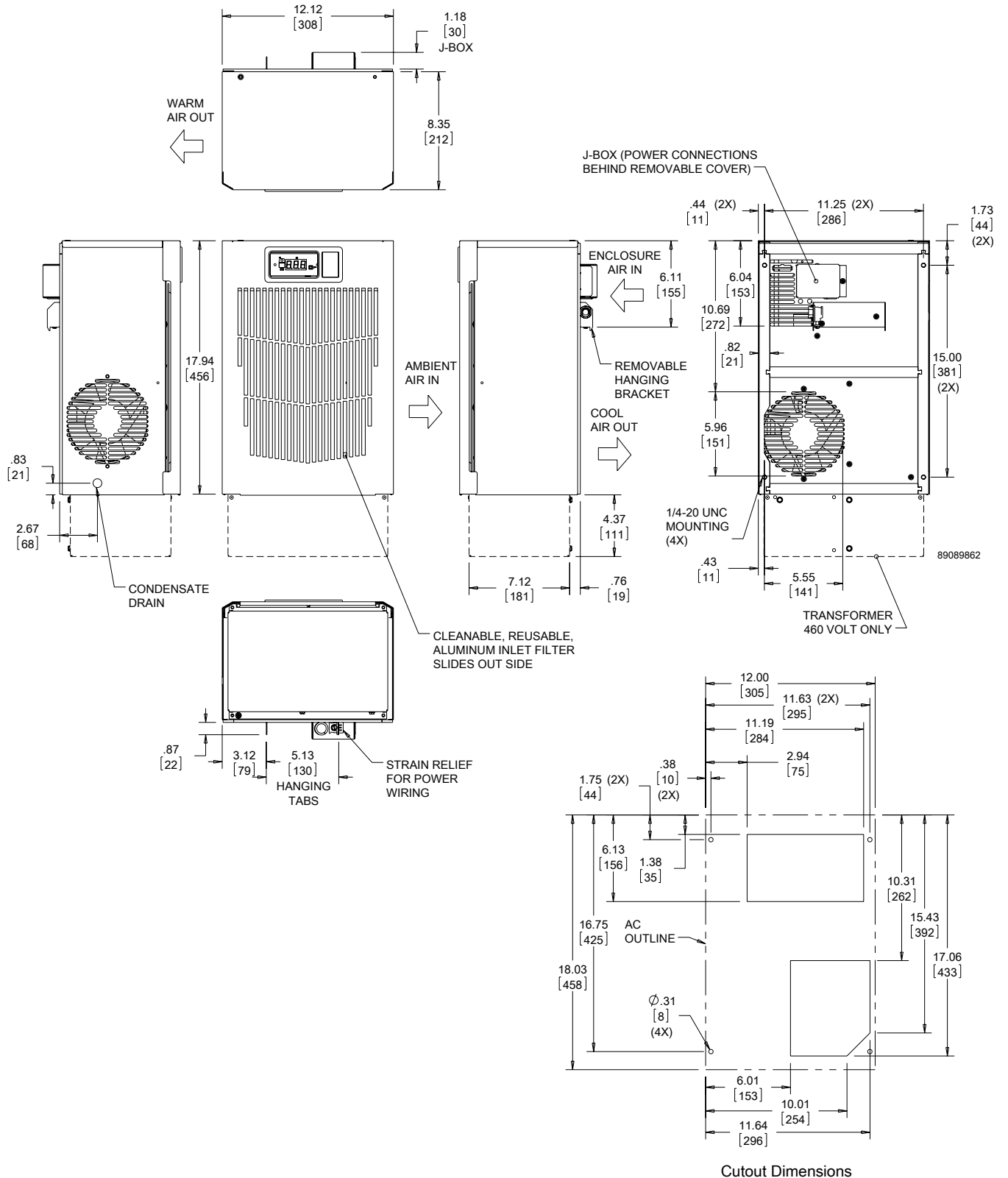
N17-02(2/4)6-GXXX Capacity Curves at 50 Hz



N17-02(2/4)6-GXXX Capacity Curves at 60 Hz



N17 Models 1000/1800 BTU/Hr. (300/527 Watt)



Visit nVent.com/HOFFMAN to download 2D and 3D CAD drawings into the overall design of your electrical system.

Notes