



# PL-C Cluster 2-Pin Base

## PL-C 18W/841/2P/ALTO 10PK

Philips Linear Compact Fluorescent Lamps offer designers, specifiers and end-users new levels of efficiencies and versatility in sizes, configurations and application possibilities. With so many elegant fixtures available to complement their small size, high light output and advanced technology, Philips Energy Advantage lamps are fast becoming the preferred choice when maximum efficiency and sleek design solutions are required.

### Product data

General Information	
Base	G24D-2 [ G24d-2]
Life To 10% Failures (Nom)	6500 h
Life to 50% Failures (Nom)	10000 h
LSF 2000 h Rated	99 %
LSF 4000 h Rated	98 %
LSF 6000 h Rated	92 %
LSF 8000 h Rated	78 %
Light Technical	
Color Code	841 [ CCT of 4100K]
Initial lumen (Nom)	1200 lm
Luminous Flux (Rated) (Nom)	1200 lm
Color Designation	Cool White (CW)
Correlated Color Temperature (Nom)	4100 K
Luminous Efficacy (rated) (Nom)	67 lm/W
Color Rendering Index (Nom)	82
LLMF 2000 h Rated	92 %
LLMF 4000 h Rated	87 %

LLMF 6000 h Rated	83 %
LLMF 8000 h Rated	81 %
Operating and Electrical	
Power (Rated) (Nom)	17.9 W
Lamp Current (Nom)	0.230 A
Temperature	
Design Temperature (Nom)	28 °C
Controls and Dimming	
Dimmable	No
Mechanical and Housing	
Cap-Base Information	2P
Approval and Application	
Energy Efficiency Label (EEL)	B
Mercury (Hg) Content (Nom)	1.4 mg

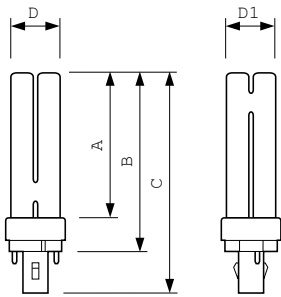
## PL-C Cluster 2-Pin Base

Energy Consumption kWh/1000 h	22 kWh
<b>Product Data</b>	
Order product name	PL-C 18W/841/2P/ALTO 10PK
EAN/UPC - Product	046677111663
Order code	383190
Numerator - Quantity Per Pack	1

Numerator - Packs per outer box	10
Material Nr. (12NC)	927905784030
Net Weight (Piece)	57.800 g
ILCOS Code	FSQ-18/40/1B-I-G24d=2

### Warnings and Safety

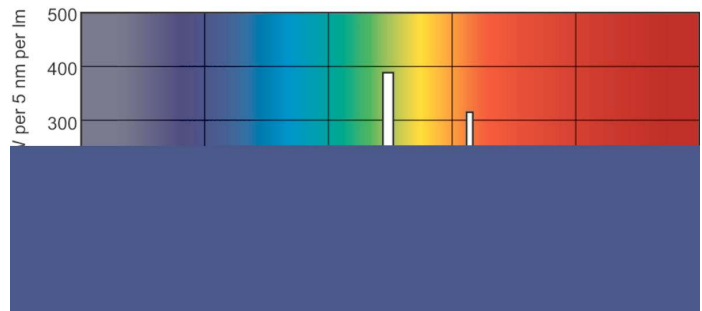
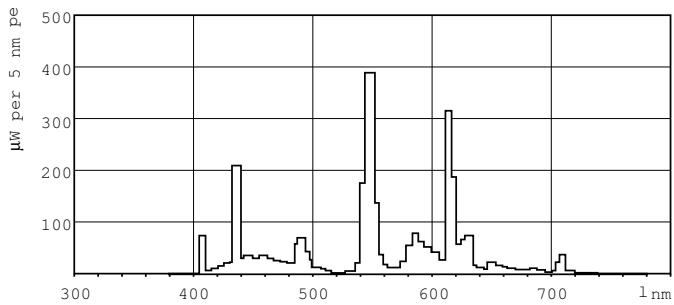
### Dimensional drawing



Product	D (max)	D1 (max)	A (max)	B (max)	C (max)
PL-C 18W/841/2P/ALTO 10PK	27.1 mm	27.1 mm	109.5 mm	128.0 mm	150.4 mm

PL-C 18W/840/2P

### Photometric data

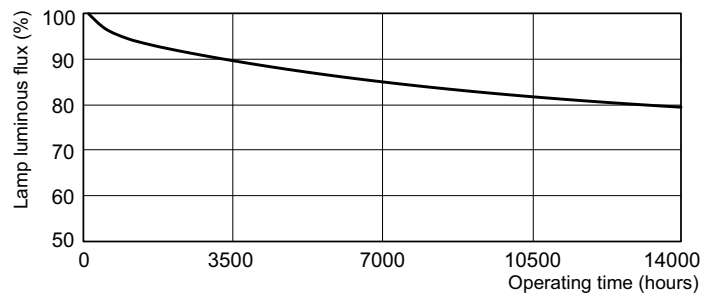


## PL-C Cluster 2-Pin Base

### Lifetime



LDLE\_PLC2P\_0001-Life expectancy diagram



LDLM\_PLC2P\_0001-Lumen maintenance diagram

