

THIS COPY IS PROVIDED ON A RESTRICTED BASIS AND IS NOT TO BE USED IN ANY WAY DETRIMENTAL TO THE INTERESTS OF PANDUIT CORP.

PANDUIT P/N	WEIGHT
CMRPSH20STL	6 lb (2.7 kg)

NOTES:

1. IDENTIFICATION: 1RU HORIZONTAL, (10) 5-20R
120V / 20A / SINGLE-PHASE POU

PART NO.	COLOR
CMRPSH20STL	BLACK

2. ACCESSORY COMPONENTS:
(4) 10-32 x 1/2" MOUNTING SCREWS
(4) 12-24 x 1/2" MOUNTING SCREWS

3. DIMENSIONS IN PARENTHESES ARE METRIC (mm).

4. SURGE SUPPRESSION UP TO 330V OR 720 JOULES.

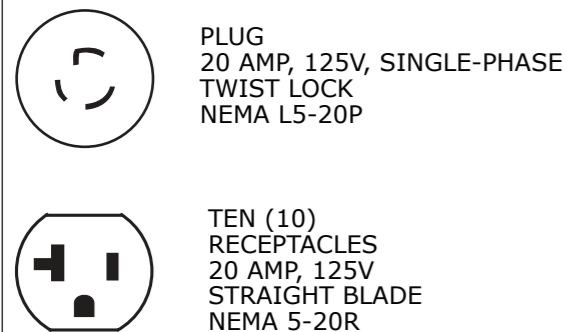
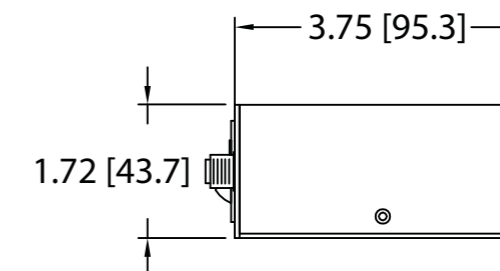
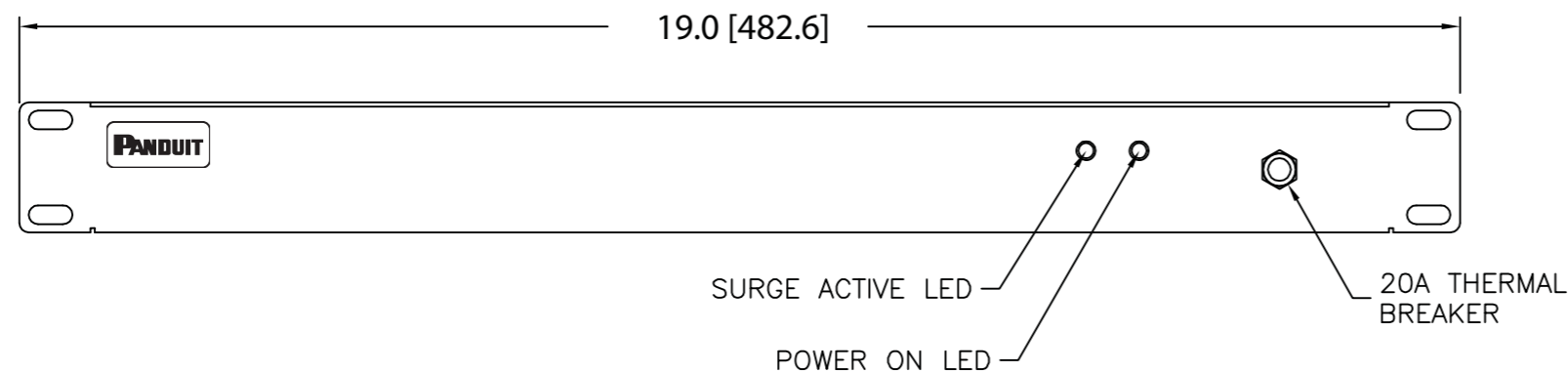
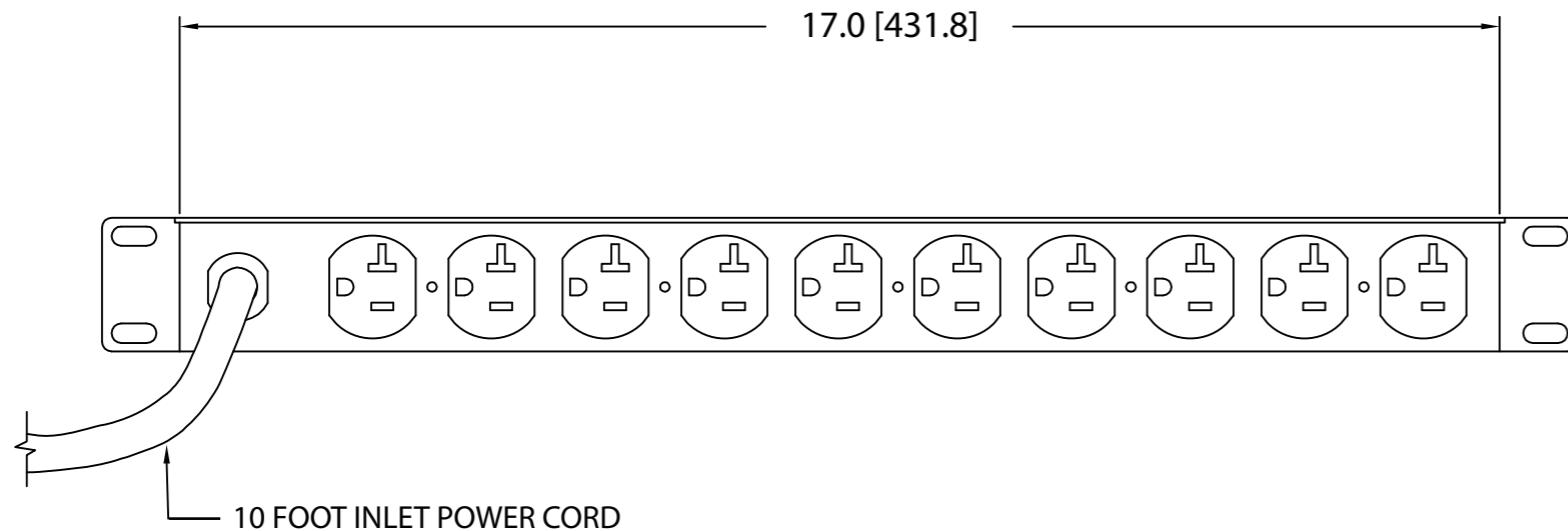
5. UL® & c-UL® LISTED 60950.

6. RoHS COMPLIANT.

7. VISIT OUR ON-LINE CATALOG AT WWW.PANDUIT.COM FOR A CURRENT LIST OF PRODUCTS APPLICABLE FOR USE WITH THIS PART.

8. MAXIMUM AVAILABLE INPUT POWER = 1.9 KW

9. INSTALLATION SHALL COMPLY WITH ALL APPLICABLE NATIONAL, STATE, AND LOCAL CODES.



REV	DATE	BY	CHK	DESCRIPTION	ECN	R	CUST	SUP	OTH
00A	10-26-11	MRWA		RELEASED TO PRODUCTION	09V098YE				

MODEL FILENAME	09V098YE/00.PRT
CAD FILENAME/LAYERS	09V098YE_DC/00A.PRT
PANDUIT CORP TINLEY PARK, ILLINOIS	
1RU HORIZONTAL, (10) 5-20R POWER OUTLET UNIT (CMRPSH20STL) CUSTOMER DRAWING	
UNLESS OTHERWISE SPECIFIED, DIMENSIONAL TOLERANCES ARE: INCHES X.X +/- 0.03 [METRIC - MILLIMETER] X.X +/- 0.8 ANGLE X.XX +/- 0.015 X.X +/- 0.4 X.XXX +/- 0.005 X.XX +/- 0.13 +/- 1°	
UNLESS OTHERWISE SPECIFIED, ALL DIMENSIONS ARE GIVEN IN INCHES, THIRD ANGLE PROJECTION	
DRAWN BY MRWA	MAT'L:
DATE 10-26-11	SCALE NONE
DWG NO. 09V098YE	DWG SIZE B