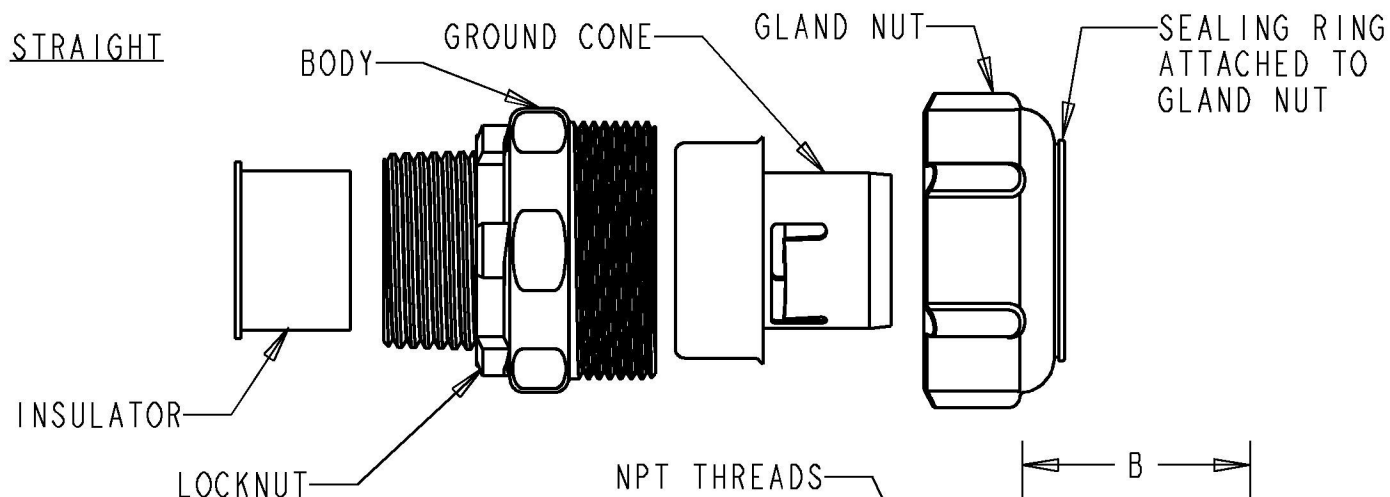




T&B Liquidtight Fittings



MATERIALS:

STEEL: GLAND NUT, GROUND CONE, BODY, LOCKNUT

FINISH: ZINC PLATED WITH CLEAR CHROMATE

NYLON: SEALING RING, INSULATOR

TEMPERATURE RATING: 105°C

SEE SHEET 2 FOR 45° AND SHEET 3 FOR 90° FITTINGS

REFERENCE INSTRUCTION SHEET TA04752 FOR PROPER ASSEMBLY

DIMENSIONS ARE APPROXIMATE, FOR REFERENCE ONLY

| | | | |
|-------------|---------------------------------------|----------|---------|
| 5234-PT | 1" NON-INSULATED STRAIGHT | 1-7/8" | 1-5/16" |
| 5233-PT | 3/4" NON-INSULATED STRAIGHT | 1-21/32" | 1-1/16" |
| 5232-PT | 1/2" NON-INSULATED STRAIGHT | 1-3/8" | 1" |
| 5231-PT | 3/8" NON-INSULATED STRAIGHT (1/2 NPT) | 1-5/32" | 15/16" |
| 5334-PT | 1" INSULATED STRAIGHT | 1-7/8" | 1-5/16" |
| 5333-PT | 3/4" INSULATED STRAIGHT | 1-21/32" | 1-1/16" |
| 5332-PT | 1/2" INSULATED STRAIGHT | 1-3/8" | 1" |
| 5331-PT | 3/8" INSULATED STRAIGHT (1/2 NPT) | 1-5/32" | 15/16" |
| CATALOG No. | DESCRIPTION | A | B |

GENERAL NOTES

- ALL DIMENSIONS ARE FOR REFERENCE ONLY.
- DIMENSIONS IN BRACKETS [] ARE IN METRIC UNITS.

REVISIONS

- | | |
|---|---|
| 1 | SEE ERN (2014716) FOR APPROVAL SIGNATURES & RELEASE DATE. PROJECT NO: 012D000221 |
|---|---|

www.tnb.com

DESCRIPTION:

PUSH-IN LIQUIDTIGHT FLEXIBLE METAL CONDUIT FITTING

ORIGINAL PROJECT NO / (ERN NO)

012D000221 / (2014836)

SHEET NO:

1 OF 3

REV. NO:

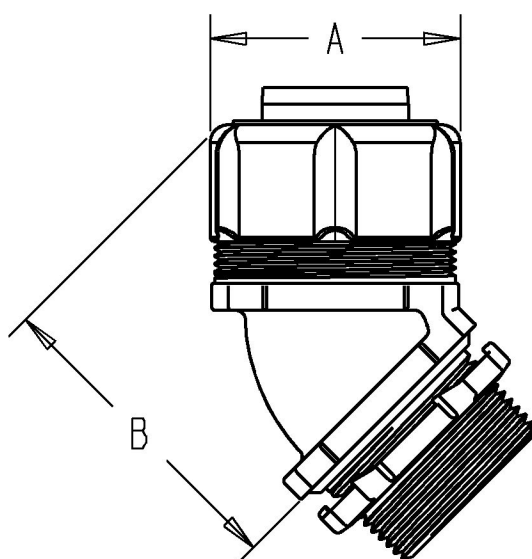
1

DRAWING NO:

WSD-001160

Thomas & Betts
A Member of the ABB Group

45° FITTING



MATERIALS:

STEEL: GLAND NUT, GROUND CONE, BODY, LOCKNUT

FINISH: ZINC PLATED WITH CLEAR CHROMATE

NYLON: SEALING RING, INSULATOR

TEMPERATURE RATING: 105°C

REFERENCE INSTRUCTION SHEET TA04752 FOR PROPER ASSEMBLY

DIMENSIONS ARE APPROXIMATE, FOR REFERENCE ONLY

| | | | |
|-------------|----------------------------------|----------|---------|
| 5244-PT | 1" NON-INSULATED 45° | 1-7/8" | 1-1/2" |
| 5243-PT | 3/4" NON-INSULATED 45° | 1-21/32" | 1-9/16" |
| 5242-PT | 1/2" NON-INSULATED 45° | 1-3/8" | 1-5/16" |
| 5241-PT | 3/8" NON-INSULATED 45° (1/2 NPT) | 1-5/32" | 1" |
| 5344-PT | 1" INSULATED 45° | 1-7/8" | 1-1/2" |
| 5343-PT | 3/4" INSULATED 45° | 1-21/32" | 1-9/16" |
| 5342-PT | 1/2" INSULATED 45° | 1-3/8" | 1-5/16" |
| 5341-PT | 3/8" INSULATED 45° (1/2 NPT) | 1-5/32" | 1" |
| CATALOG No. | DESCRIPTION | A | B |

www.fnb.com

DESCRIPTION:

**PUSH-IN LIQUIDTIGHT
FLEXIBLE METAL CONDUIT FITTING**

SHEET NO:

2 OF 3

REV. NO:

1

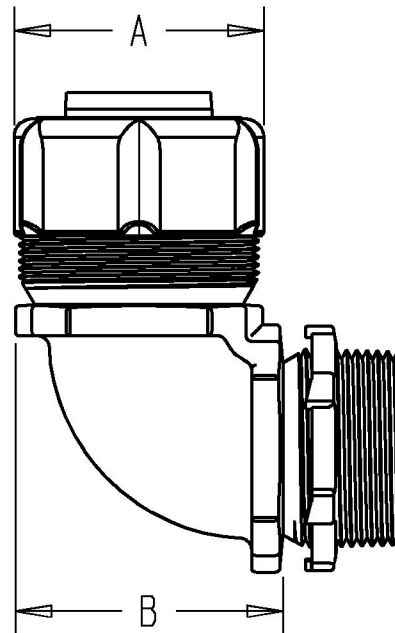
DRAWING NO:

WSD-001160

Thomas & Betts

A Member of the ABB Group

90° FITTING



MATERIALS:

STEEL: GLAND NUT, GROUND CONE, BODY, LOCKNUT

FINISH: ZINC PLATED WITH CLEAR CHROMATE

NYLON: SEALING RING, INSULATOR

TEMPERATURE RATING: 105°C

REFERENCE INSTRUCTION SHEET TA04752 FOR PROPER ASSEMBLY

DIMENSIONS ARE APPROXIMATE, FOR REFERENCE ONLY

| | | | |
|-------------|----------------------------------|----------|----------|
| 5254-PT | 1" NON-INSULATED 90° | 1-7/8" | 1-15/16" |
| 5253-PT | 3/4" NON-INSULATED 90° | 1-21/32" | 1-3/4" |
| 5252-PT | 1/2" NON-INSULATED 90° | 1-3/8" | 1-7/16" |
| 5251-PT | 3/8" NON-INSULATED 90° (1/2 NPT) | 1-5/32" | 1-3/16" |
| 5354-PT | 1" INSULATED 90° | 1-7/8" | 1-15/16" |
| 5353-PT | 3/4" INSULATED 90° | 1-21/32" | 1-3/4" |
| 5352-PT | 1/2" INSULATED 90° | 1-3/8" | 1-7/16" |
| 5351-PT | 3/8" INSULATED 90° (1/2 NPT) | 1-5/32" | 1-3/16" |
| CATALOG No. | DESCRIPTION | A | B |

www.fnb.com

Thomas & Betts

A Member of the ABB Group

DESCRIPTION:

**PUSH-IN LIQUIDTIGHT
FLEXIBLE METAL CONDUIT FITTING**

SHEET NO:

3 OF 3

REV. NO:

1

DRAWING NO:

WSD-001160