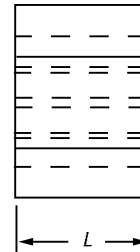
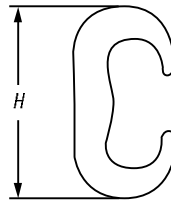


E-Z-Ground® Grounding Connectors

C-Taps



DB
 UL SP
 MEETS
IEEE
 837 REQUIREMENTS

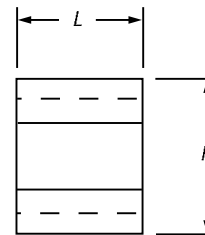
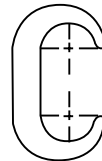
CAT. NO.	MAIN	TAP	DIMENSION (IN.)		DIES FOR TBM14M 13100A OR TBM151 *	CRIMPS
			H	L		
CTP22	#6 Sol.-#2 Str.	#6 Sol.-#2 Str.**	1.16	.75	HBKC	1
CTP202	#1 Str.-2/0 Str.	#6 Sol.-#2 Str.**	1.41	.75	15501A	1
CTP2020	#1 Str.-2/0 Str.	#1 Str.-2/0 Str.	1.54	.75	15501A	1
CTP25020	3/0 Str.-250 kcmil	#6 Sol.-2/0**	1.97	.75	15G86R	1
CTP250250	3/0 Str.-250 kcmil	3/0 Str.-250 kcmil	2.06	.88	15G86R	1
CTP50020	300-500 kcmil	#6 Sol.-2/0**	2.42	.88	15G121R	2
CTP500250	300-500 kcmil	3/0 Str.-250 kcmil	2.67	.88	15G121R	2
CTP500500	300-500 kcmil	300-500 kcmil	2.91	1.10	15G121R	3

Material: High-Conductivity Copper.

* Cat. No. 15500 adapter required if using 1BM151 and 155XX series dies.

** #6 AWG branch must be doubled.

Copper C-Crimps^{††}



DB UL SP

CAT. NO.	RUN	TAP	DIE INDEX	INSTALLING DIE TBM14M 13100A, TBM151	DIMENSION (IN.)	
					H	L
BC48	#6 Sol.-#4 Str.	#8 Sol.-#8 Str.	BG or 3/8	B58CS	4/64	9/16
BC46-BB	#6 Sol.-#4 Str.	#6 Sol.-#6 Str.	BG or 3/8	B58CS	4/64	3/4
BC44	#6 Sol.-#4 Str.	#4 Sol.-#4 Str.	BG or 3/8	B58CS	4/64	5/64
BC24	#2 Sol.-#2 Str.	#8 Sol.-#4 Str.	C	HBKC	3/4	83/64
BC22	#2 Sol.-#2 Str.	#2 Sol.-#2 Str.	C	HBKC	3/4	1 3/64
BC202	1/0 Sol.-2/0 Str.	#8 Sol.-#2 Str.	E or O	HO	15/16	1 1/16
BC2020-BB	1/0 Sol.-2/0 Str.	1/0 Str.-2/0 Str.	E or O	HO	15/16	1 11/32
BC402	3/0 Str.-4/0 Str.	#6 Sol.-#2 Str.	F or D3	HD	1 1/16	1 1/2
BC4020	3/0 Str.-4/0 Str.	1/0 Sol.-2/0 Str.	F or D3	HD	1 1/16	1 1/16
BC4040	3/0 Str.-4/0 Str.	3/0 Sol.-4/0 Str.	F or D3	HD	1 1/16	1 1/16

†† Does not meet IEEE 837.

Material: High-Conductivity Copper.

UL 467 Listed.

Tooling: pp. F-80-F-100.

Die Selector Chart: pp. F-101-F-104.