

DESCRIPTION

Continental style lampholders. Available in white and black finishes. For use with Halo and Lazer by Halo track systems.

Catalog #	Type
Project	
Comments	
Prepared by	Date

SPECIFICATION FEATURES

A...Electrical Quick Lock Adapter

Polycarbonate casing. Attaches electrically and mechanically anywhere along the track. Visual polarity line assures proper grounding. Two position conductor allows use in single circuit and either circuit of two circuit track.

B...Yoke

Die formed steel yoke allows lampholder to rotate horizontally 338° and adjust ±90° vertically for maximum aiming adjustability.

C... Lampholder Housing

Deep drawn steel lamp shade attached to extruded aluminum socket housing.

D... Adjustment Locking Knob

Matching finish knob locks lampholder adjustment in place.

E... Adjustment Knob

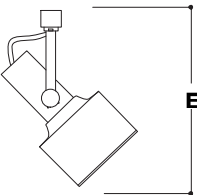
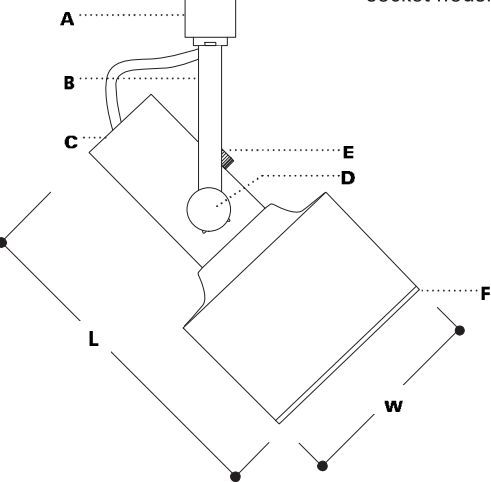
Knurled screw allows lamp socket to move 1" (25mm) for lamp position adjustment.

F... Baffle (L734 only)

Roll formed black steel baffle.

Listings

UL Listed and CSA certified for use with Halo and Lazer-by-Halo track and track systems



L704

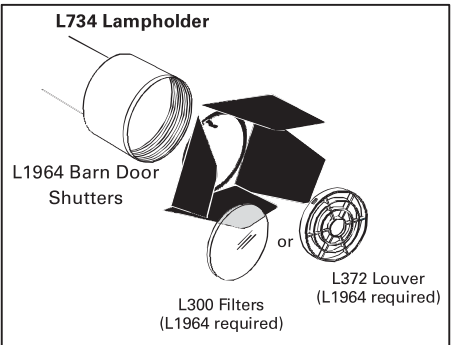
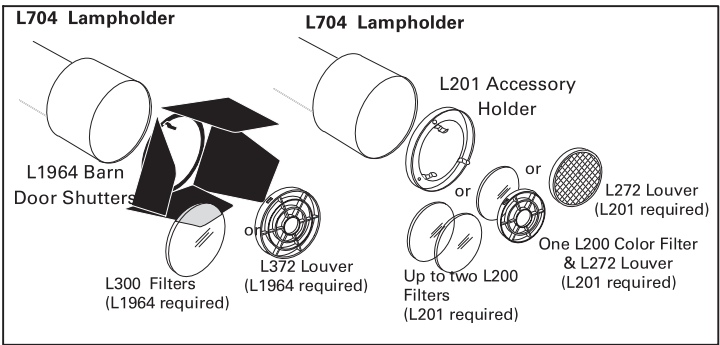


L734

ORDERING INFORMATION SAMPLE NUMBER: L704P

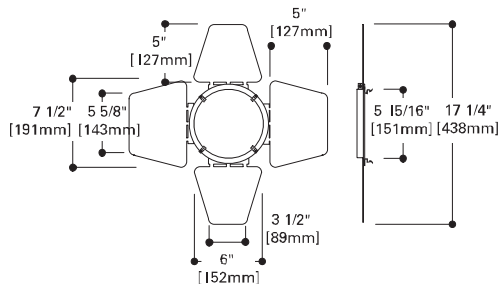
Lampholders	Finishes	Accessories
<div>L704</div> <div>L734</div>	<div>P=Satin White (L704)</div> <div>P=Satin White with Black Baffle (L734)</div> <div>MB=Matte Black with Black Baffle (L734)</div>	<div>See Below</div>
L704 300W R40, 150W PAR38 L =9 7/8" [251mm] W=5 7/8" [149mm] E=12 1/2" [317mm] Accessories L1964 Barn Doors (allows use of L372 louver or L300 series color filters) L201 Accessory Holder (allows use of up to two L200 series color filters, or one filter and one L272 Louver or L275 cube cell louver)		L734 300W R40, 250W PAR38 L =10" [254mm] W=5 7/8" [149mm] E=12 5/8" [321mm] Accessories L1964 Barn Doors (allows use of L372 louver or L300 series color filters)

LINE VOLTAGE
CONTINENTAL
LAMP HOLDERS
Power-Trac



L1964MB Barn Door Shutters

Black finish Barn Door Shutters attach to outside of L704 and L734 lampholder. Built in accessory clips allow use of L300 series color filters or L372 Louver.

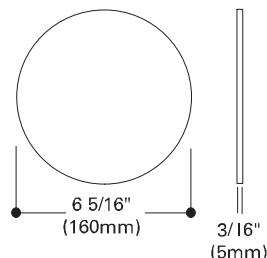


L1964 Barn Door Shutters

L300 Series Color Filters 6 5/16" (160mm)

For use with PAR36 Lampholders. Provides a soft or intense hue to accent a lighting installation. Can be used with L704 and L734 lampholders when L1964 Barn door shutters are used.

L312=Warm Red Color Filter
L314=Ultraviolet Filter
L320=Daylight Blue Color Filter
L330=Straw Color filter
L331=Medium Amber Color Filter
L341=Medium Green Color Filter



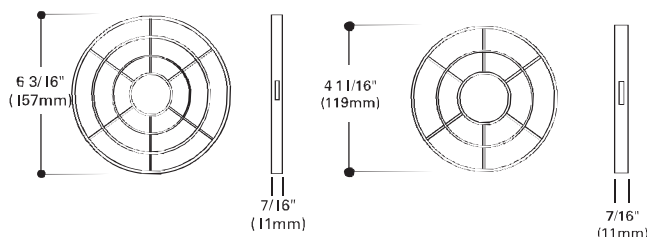
L300 Series Color Filters

L372 Louver

Can be used with L704 and L734 lampholders when L1964 Barn door shutters are used. 6 3/16" OD 9157mm). minimizes glare

L272 Louver

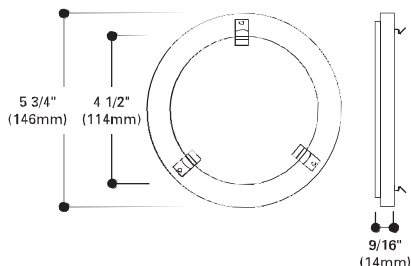
4 11/16" OD (119mm). minimizes glare.



Louvers

L201 Accessory Holder

For use with L704 Continental. Holds up to two L200 Series Color Filters or one filter and one L272 Louver or L275 Cube Cell Louver.


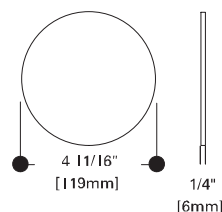


L201 Accessory Holder

L201 Color Filters

For use with PAR36 Lampholders. Provides a soft or intense hue to accent a lighting installation.

L211=Medium Pink Color Filter
L212=Warm Red Color Filter
L214=Ultraviolet Filter
L220=Daylight Blue Color Filter
L221=Medium Blue Color Filter
L231=Medium Amber Color Filter
L241=Medium Green Color Filter



L200 Series Color Filters

Note: Specifications and Dimensions subject to change without notice.

Visit our web site at www.cooperlighting.com