




CORE
LIGHTING CONTROLS

Wallbox Lighting Controls

Energy saving solutions to create ambiance, meet green initiatives and comply with energy codes.

 **COOPER** Wiring Devices



CORE™ Lighting Controls

CORE™ Lighting Controls

Experience the ultimate in lighting controls with innovative technology and style from CORE™ Lighting Controls. Seamlessly create ambiance and reduce energy consumption without compromise.

Table of Contents

Energy Saving Solutions	4
Decorator Devices	
ASPIRE RF	8
ASPIRE	14
ACCELL	18
DEVINE	20
SKYE	22
Traditional Devices	
REACT	26
Architectural Rotary	28
TRACE	30
Occupancy & Vacancy Sensors	
SAVANT	34
SAVANT LT	40
Timers	42
Wallplates	
Decorator	44
Traditional	45
Lighting Control Basics	46
Performance Specifications	48
Specification Information	50
Wiring Diagrams	52



Residential

Bridging state of the art lighting control with contemporary aesthetics, CORE™ lighting controls line of wallbox dimmers, occupancy sensors and wireless devices can reduce energy usage, improve ambiance and increase the beauty of a room.

Ideal for residential or single room commercial or institutional applications, CORE™ wallbox controls are offered in an extensive array of forms and options that put the power of control in your hands. Whether setting scenes for varying conference room applications or optimizing the environment for a home theater, CORE™ controls can add flexibility while enabling you to reduce energy usage, improve the environment and meet the latest energy codes.

CORE
LIGHTING CONTROLS

The CORE™ Advantage

The breadth of line provides distinctive style offerings and colors to complement any decor and unique installation flexibility that offer lower costs on the job site.



Commercial



Institutional

Control ■ Conserve ■ Coordinate

Wireless Systems

Single room and complete home control for increased safety, convenience and energy savings.



Dimmers & Fan Speed Controls

Control light levels and fan speeds for ambiance, comfort and lower energy bills.



Occupancy & Vacancy Sensors

Motion activated control of lights for peace of mind and reduced energy consumption.



Energy Saving Solutions



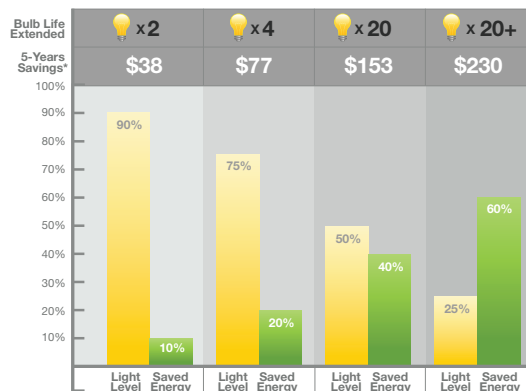
CORE™ Controls provides devices that are an integral part to energy reduction programs; helping to decrease energy consumption while improving productivity without compromising comfort.



9534WS
9521WS Wallplate

Dimmers:

Dimmers let you control the amount of wattage used by light bulbs, saving electricity, reducing energy bills and extending the life of light bulbs.



* Results based on dimming (4) 100W incandescent bulbs to 25% operating 5 hours a day at \$0.104 kWh.

Studies suggest 20% of all electricity produced in the US is used for lighting but 50% is wasted by inefficient lighting sources or careless consumers.

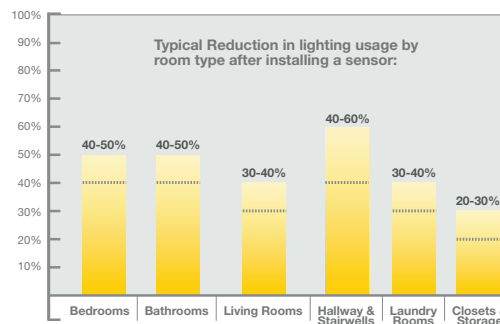
– Energy Conservation Enhancement Project at LSU



OS310U-W
PJS26W Wallplate

Sensors:

When lights are left on in empty rooms, energy and money is wasted. One of the easiest ways to save energy at home is to replace standard switches with occupancy or vacancy sensors.



Household lighting accounts for 12-15% of our household utility bill.

– American Lighting Association



RFHDCSG

Wireless Control:

ASPIRE RF gives you the power to be green by helping you manage lighting and temperature control in your home.

- Program a light or lights in and around the house to turn on and off at the appropriate time of day and year in order to reduce waste
- Motion sensors let the system know when to turn lights off in unoccupied rooms
- Dim lights in a room or throughout the house at anytime to reduce energy consumption
- Enjoy the convenience of temperature control by taking control of your thermostats from practically anywhere in the world with custom programmed temperature settings
- Automate motorized shades, blinds and fans with the natural sunlight to reduce climate control system demands

Consumers have real concerns about home energy costs and are taking steps to reduce them. In the past 12 months, 76% of consumers report taking some action to reduce the amount of energy consumed in their home.

– CEA Market Research Report: Home Technologies and Energy Efficiency

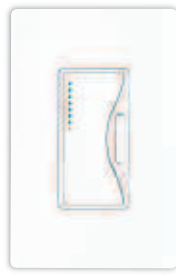
Product Style Overview

Choose decorator for a contemporary design or traditional for a timeless device styling. Both provide compatibility with numerous decorator and traditional devices to help complete the look of any space.

Decorator Devices



ASPIRE RF
Page 8



ASPIRE
Page 14



ASPIRE Slide
Page 16



ACCELL
Page 18



DEVINE
Page 20



SKYE
Page 22

Occupancy & Vacancy Sensors



SAVANT Switch
Page 34



SAVANT Dual Relay
Page 36



SAVANT Dimmer
Page 38



SAVANT LT
Page 40

Traditional Devices




REACT
Page 26



Architectural Rotary
Page 28









TRACE
Page 30



CORE

LIGHTING CONTROLS

ASPIRE RF	ASPIRE	ASPIRE Slide	ACCELL	DEVINE	SKYE
					
pg. 8	pg. 14	pg. 16	pg. 18	pg. 20	pg. 22

Operation						
Electro-mechanical Button	●	●		●		
Mechanical Slide Bar			●		●	●
Preset (on/off switch)	●	●	●	●	●	●
Non-Preset						●
LED						
Light Level Indicators	●	●		●		
LED Locator Only	●	●		●		●
Multi-Location Control						
Single-Pole and Multi-Location	●	●		●		
Single-Pole and 3-Way			●		●	●
Single-Pole Only						●
Wiring						
6" Pre-stripped Wireleads	●	●		●		
Side and Back Screw Terminals			●		●	●
Wattage/Lamp Type						
600W Incandescent						●
600W/VA Incandescent & Magnetic Low-Voltage	●	●	●		●	●
Eco-Save* 600W Incandescent	●					
1000W/VA Incandescent & Magnetic Low-Voltage	●	●	●	●	●	●
Eco-Save* 1000W Incandescent	●					
600W Electronic Low-Voltage	●	●	●		●	
1000W Electronic Low-Voltage	●	●	●			
8A Fluorescent (Mark 10®, AmbiStar®, Tu-Wire®)	●	●	●	●	●	●
8A @ 277V Fluorescent (Mark 10®)			●		●	●
Fan Control						
Quiet 3-speed			●		●	●
Fully Variable			●			●
Dual Fan/Light						●
Colors						
Alpine White, Desert Sand, White Satin	●	●	●			
Almond, Brown, Black, Gray, Ivory, Light Almond, White				●†	●	●

* Eco-Save dimmers guarantee at least 15% energy savings and extend the life of incandescent bulbs by at least three fold.

† Color change kits offered individually or in tri-color packouts.

ASPIRE RF™ Wireless System

Smart Wireless Control System

ASPIRE RF™ provides intelligent wireless control of the light in and around your home – at the touch of a button.



Expandable, Dependable, Adaptable

ASPIRE RF is a wireless control system that offers easy-to-install and easy-to-use control of a single room or whole home using Z-Wave® technology.

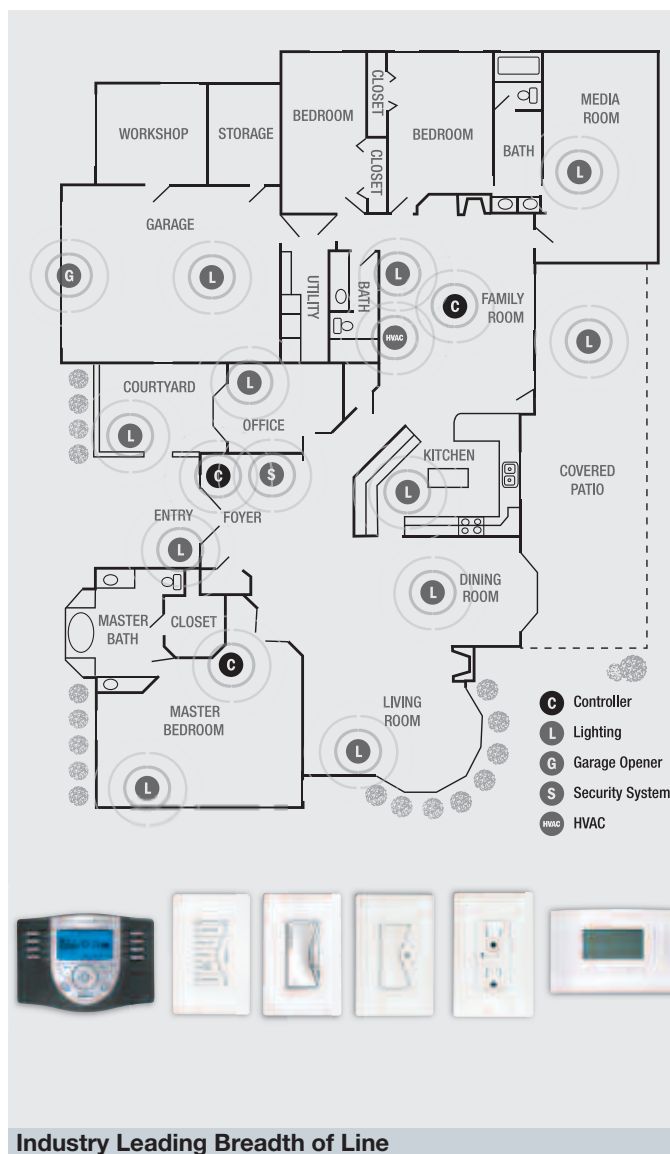
With a full array of controllers it is easy to manage a wide range of devices for light, shade and temperature control, integrating, customizing and growing a system. Best of all, installation requires no special wiring or rewiring - making it ideal for retrofitting existing properties and for new construction.

Superior reliability with a mesh network infrastructure and fully integrated devices featuring built-in repeaters for two-way communication.

Maximum flexibility with an open and interoperable ecosystem with products certified to perform with Z-wave products from numerous manufacturers and 3rd party partners.

With control of over 200 devices, ASPIRE RF provides the scalability to address small and large projects in retrofit or new construction applications.

Z-Wave is a registered trademark of Sigma Designs



Features & Benefits

- Easy installation
- Ideal retrofit solution; no new wiring is needed
- Energy savings and comfort
- Added security and convenience inside and outside the home
- Simple and intuitive programming
- Control shades and thermostats
- Expandable and scalable system
- Control over 200 devices locally or remotely via the web
- Interoperability powered by Z-Wave® technology
- Matching ASPIRE™ designer devices and screwless wallplates

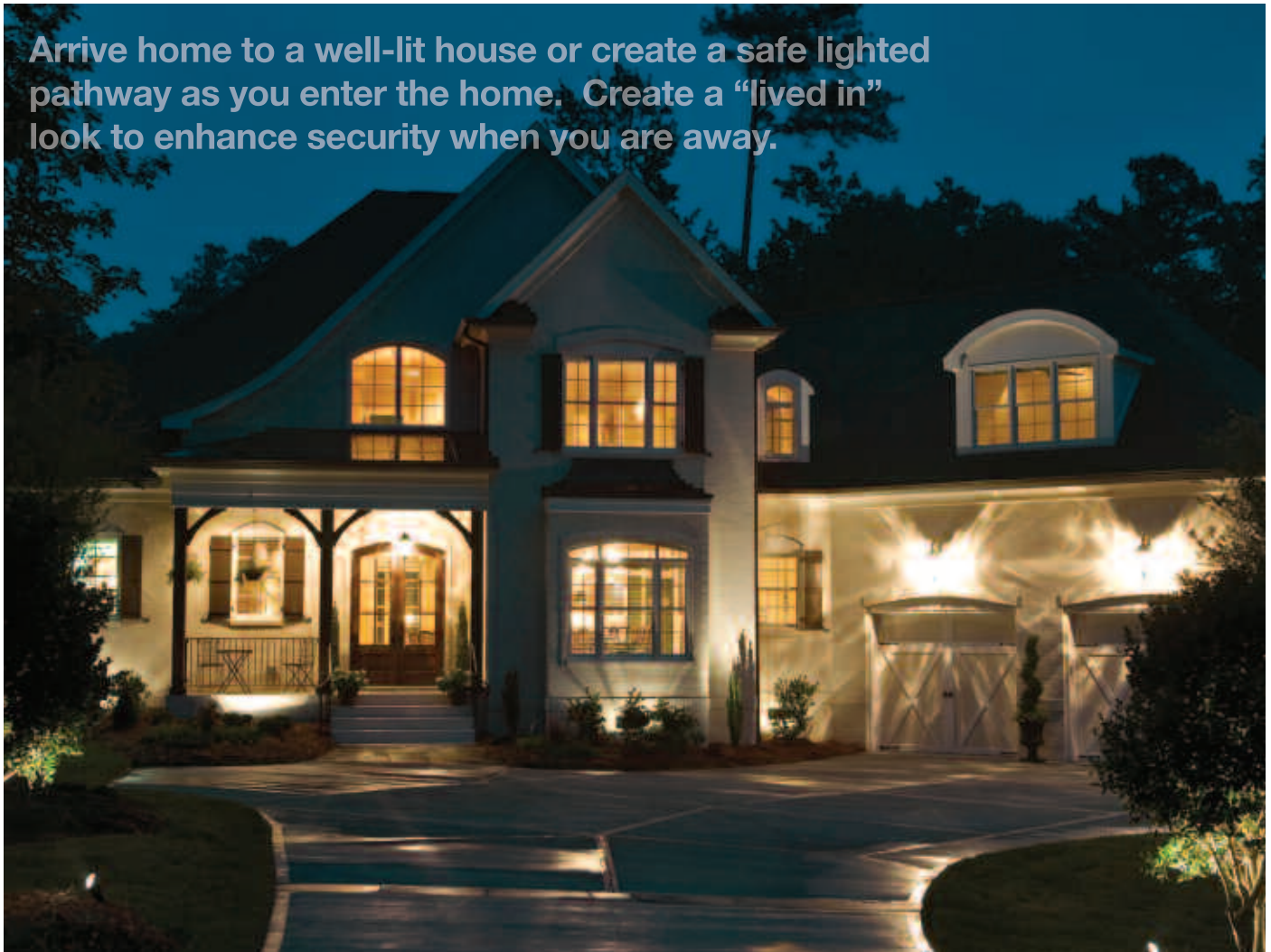
Industry Leading Breadth of Line

- Handheld and Tabletop Controllers
- Home Controller and USB Sticks
- RS232 Interface
- 5-button Scene Keypads
- Dimmers, Switches and Accessories
- Receptacles and Plug-in Lamp Modules
- Battery Operated Dimmer
- Garage Door Access Controls
- Thermostat
- Motion Sensor
- Shade Control Module

The ultimate in control with innovative technology and style

Experience the elegance of sophisticated design combined with robust, reliable, and scalable wireless technology. Set the mood for family movies, entertaining friends, or a romantic dinner to match your lifestyle. Control lighting as well as appliances and thermostats to help reduce energy costs.

Arrive home to a well-lit house or create a safe lighted pathway as you enter the home. Create a “lived in” look to enhance security when you are away.



Personalized Choices

Five pre-packaged kits offer convenience, ease of installation and exceptional value. Control one or multiple rooms, integrate with your home theater or provide safe entry; all can be easily expanded as needs grow or lifestyles change.

Personalized controller screens allow for favorite scenes to be defined by the user on each tabletop controller with a simple press of a button.



Customized engraving for scene keypads provides the homeowner a personal touch as to how they use their lights.



Accessorize with designer ASPIRE devices to complete the look throughout the home. Complement your ASPIRE RF system with designer ASPIRE standard & GFCI receptacles, smart & slide dimmers, fan speed controls, communication plates & jacks and screwless wallplates.

ASPIRE RF™ Wireless System



Z-Wave® Technology



Z-Wave is a highly versatile and dependable RF-based control technology that effectively transforms any component into an intelligently networked device that can be controlled and monitored wirelessly. ASPIRE RF products are compatible with any Z-Wave certified device

Each ASPIRE RF unit functions as a repeater ensuring that every command is carried out. Z-Wave's "mesh network" offers extremely high performance and greater reliability than many control systems. This interoperability with other manufacturers' devices provides maximum flexibility and expandability.

Industry Partners*

Cooper Wiring Devices has partnered with select market leading brands to ensure a reliable experience when integrating our products with a wide variety of A/V remotes and automation systems.

**AMX • Control4 • Lagotek • RTI • Savant
Schlage • Universal Electronics
Universal Remote Control**

* For more information about our partners visit www.cooperwiringdevices.com

CONTROLLERS



Handheld Controllers

- Install, configure and control lights, shades, thermostats, scenes, events and system settings
- Large backlit screen and buttons with intuitive interface make these ideal for any user
- Battery powered (AA) with additional plug-in power supply for Tabletop version



Advance Controllers

- Monitor and control lighting, appliances, climate, security, irrigation, window shades and home entertainment equipment
- Securely access your property from anywhere in the world with any Internet connection
- Provides astronomical time clock, voice control, and alerts by text, email or phone



RS232 Interface

- RS232 Serial Interface provides integration with Universal A/V and Automation control systems
- Interface device can setup, commission and modify any ASPIRE RF system
- Public integration protocol (ASCII) provided with product

KEYPADS



Scene Keypad

- 5 button keypad provides ON/OFF/DIM control of lights, zones and scenes
- Features pre-programmed ALL OFF 6th button for convenience
- Offers customized engraving and LEDs on buttons for locator and status indication

CLIMATE CONTROL



Thermostat

- Intelligent programmable thermostat that works with all brands of heating, cooling and heat pump systems
- Provides local and wireless remote System Off/Auto/Heat/Cool, Fan Auto/On, and other system controls
- Control and monitor thermostat remotely from controller or from anywhere in the world* (*Note: requires internet connection and professional software)

ACCESS CONTROL



Garage Door Accessories

- Light up your home or pathway and open garage door from the comfort and safety of your car
- Keychain and wall mount keypad provides outdoor lighting control and garage door access
- Can interface with your vehicle's HomeLink® system providing in-car control of lights and garage

LIGHTING CONTROL



Dimmers and Switches

- Allows ON/OFF/DIM control of popular light loads and provides programmable settings
- Dimmers adjust the light intensity to save energy and create ambience
- Can control up to five devices through association for virtual multi-location or mini scene control
- Versions with no neutral are great for remodeling and retrofit applications



Receptacles

- Provides local and remote ON/OFF switching of table lamps, floor lamps, holiday lighting and fans
- Provides wireless control of one outlet leaving second for standard daily use
- Tamper Resistant (TR) version receptacles automatically help keep children safe from electrical injury by preventing the insertion of foreign objects



Battery-Operated Device

- Battery-operated portable device can be mounted to any flat surface
- Creates virtual 3-Way or multi-location ON/OFF/DIM control without the need for wiring or installing boxes
- Acts as a dimmer, switch or mini scene controller of up to five associated devices



Plug-in Modules

- Upgrade any standard receptacle to provide local and remote ON/OFF/DIM control of table lamps, floor lamps, holiday lighting and small appliances
- Allows lamps and appliances to be included in scenes and events
- Features load-sensing allowing lamps to be turned on manually without need for controller



Motion Sensor

- Provides 3-in-1 sensor functionality with PIR Motion Sensor, Light Sensor (photocell) and Temperature Sensor
- Can be associated with up to four devices for single room or zone ON/OFF control
- Surface mounts to any flat or angled surface and powered by 3 AAA batteries for ease of installation



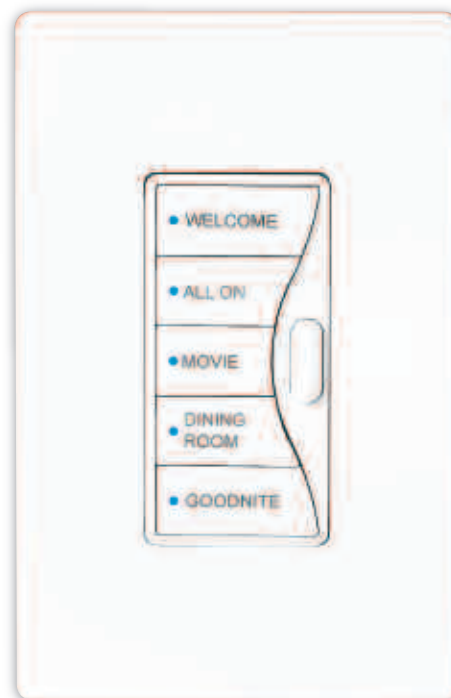
Shade Control Module

- Controls any DC motorized window coverings, projection screens and awnings
- Ultra-compact footprint allows for flexibility in choosing mounting location and position
- Provides two-piece screw terminals for convenient motor connections, exclusive auto calibration, custom intermediate stops and supports tilt function

ASPIRE RF™ Wireless System



RFTDCSG



RFWC5AW
9521WS Wallplate
Engraved Buttons



Simple and Intuitive Programming Tools

ASPIRE RF systems offer the choice of basic button-press programming with handheld controllers or advanced PC based programming. The intuitive and simple user interface shown on each portable controllers large backlit screen makes installing and configuring easy with a push of a button. For larger projects our professional grade installer software tool saves time and offers a wealth of control and configuration options for true home automation.

4 Simple Steps to Install ASPIRE RF Devices:



1. Wire device applying 120V/AC (Device LED blinks)
2. Install device in network with button press of controller then device (Device LED stops blinking)
3. Customize device name and select location
4. Configure device settings and add to scenes or events

Local Control at your Fingertips

ASPIRE RF Keypads provide control of devices, zones, scenes and more sophisticated actions when used with advanced software. Each keypad offers 5 buttons for ON/OFF/Dim control and programming is simple with a press and hold feature allowing each button to transfer information from controller. The sixth preprogrammed button provides an ALL OFF, turning all devices associated with keypad off.

They are ideal for entry points, hallways and any location where room, floor or whole home local control is desired. For a personal touch customized engraved buttons are available.

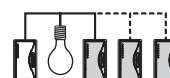
Available Color Options

	Alpine White
	Desert Sand
	White Satin

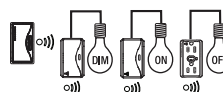
Load Types

	Incandescent/Halogen
	Fluorescent
	Magnetic Low-Voltage
	Electronic Low-Voltage

Wiring Types



Single-Pole and Multi-Location



Single-Pole and Multi-Location



Controllers

Description	Cat. No.	Color
Handheld Controller (2AA Batteries)	<input type="checkbox"/> RFHDCSG	—
Tabletop Controller (3AA Batteries or AC)	<input type="checkbox"/> RFTDCSG	—
USB Controller (Software Included)	<input type="checkbox"/> RFUSB	—
USB Installer Controller (Software Included)	<input type="checkbox"/> RFUSB-PRO	—
Home Controller (Software Included)	<input type="checkbox"/> RFBER	—

Interface Accessories

Description	Cat. No.	Color
Serial Interface Programming Module (RS232-ASCII)	<input type="checkbox"/> RF232	—

Scene Control Keypads

Description	Cat. No.	Color
Five Button Scene Control Keypad, Engraving Option	<input type="checkbox"/> RFWC5	AW, DS, WS
Five Button Scene Control Keypad	<input type="checkbox"/> RFWDC	AW, DS, WS

Dimmers

Wattage	Lamp Type	Description	Cat. No.	Color
600W/VA	Incandescent/MLV	Smart Dimmer	<input type="checkbox"/> RF9534-N	AW, DS, WS
	Incandescent	Eco-Save* Smart Dimmer, (No neutral required)	<input type="checkbox"/> RF9534	AW, DS, WS
	ELV	Smart Dimmer	<input type="checkbox"/> RF9535-N	AW, DS, WS
1000W/VA	Incandescent/MLV	Smart Dimmer	<input type="checkbox"/> RF9536-N	AW, DS, WS
	Incandescent	Eco-Save* Smart Dimmer, (No neutral required)	<input type="checkbox"/> RF9536	AW, DS, WS
	ELV, Fluorescent	Smart Dimmer	<input type="checkbox"/> RF9537-N	AW, DS, WS
—	—	RF Accessory w/LEDs, compatible only with “-N” RF Dimmers	<input type="checkbox"/> RF9542-Z	AW, DS, WS
—	—	Non-RF Accessory w/LEDs, compatible only with RF9534 and RF9536 (No neutral required)	<input type="checkbox"/> RF9542	AW, DS, WS

Battery Operated Devices

Description	Cat. No.	Color
Battery-Operated Switch/Dimmer w/Single Gang Wallplate	<input type="checkbox"/> RF9500	AW, DS, WS
Inner Wallplate for Multi-Gang Applications	<input type="checkbox"/> RFBS22	—

Switches

Wattage	Lamp Type	Description	Cat. No.	Color
15A	—	Single-Pole	<input type="checkbox"/> RF9501	AW, DS, WS
8A	Incandescent Only	Single-Pole (No neutral required)	<input type="checkbox"/> RF9518	AW, DS, WS
—	—	RF Accessory Switch, compatible only with RF9501	<input type="checkbox"/> RF9517	AW, DS, WS
—	—	Non-RF Accessory w/LED, compatible only with RF9518	<input type="checkbox"/> RF9520	AW, DS, WS

Receptacles

Wattage	Description	Cat. No.	Color
15A	Split Control Duplex Receptacle	<input type="checkbox"/> RF9505-T	AW, DS, WS
15A	Tamper Resistant Split Control Duplex Receptacle	<input type="checkbox"/> RFT9505-T	AW, DS, WS

Lighting Control Accessories

Wattage	Description	Cat. No.	Color
300W	Plug-in Lamp Dimming Module	<input type="checkbox"/> RFLDM	White
600W	Plug-in Switch Appliance Module	<input type="checkbox"/> RFAPM	White

Sensor

Description	Cat. No.	Color
Wall Mount Motion Sensor w/ Photocell and Temperature Sensor	<input type="checkbox"/> RFOSW03	White

Thermostat

Description	Cat. No.	Color
Energy Management Thermostat	<input type="checkbox"/> RFTSTAT02	White

Shade Control Module

Description	Cat. No.	Color
DC Shade Control Module	<input type="checkbox"/> RFSCMDC1	—
24V DC power supply	<input type="checkbox"/> PSDC24V	—

Garage Door Accessories

Description	Cat. No.	Color
Plug-in Gateway Module	<input type="checkbox"/> RFBGD	White
Garage Door Opener Conversion Module	<input type="checkbox"/> RFUGR	White
Keychain Remote Control (Battery-operated)	<input type="checkbox"/> RFBGT	White
Wallmount Keypad (Battery-operated)	<input type="checkbox"/> RFWGT	White

To indicate color when ordering, add one of the following suffixes to the Catalog Number: AW (Alpine White), DS (Desert Sand), WS (White Satin)

* Eco-Save dimmers guarantee at least 15% energy savings and extend the life of incandescent bulbs by at least three fold.

Note: All ASPIRE RF Dimmers are rated for 120V/AC unless otherwise noted.

For more information see specification information on page 51.

Derating information shown on page 47.



9534WS
9521WS Wallplate

Features



- Electro-mechanical push pad for ON/OFF operation with separate DIM/BRIGHT bar
- Preset feature allows user to return to previous light setting when turning lights on
- LED light level display for presetting illumination levels and master/accessory units for multi-location control
- 10 second delayed-off feature by pressing and holding push pad for 2 seconds when dimmer is ON
- Amber LED at bottom of LED display indicates ON/OFF load status
- Seven step green LED display alongside push pad indicates selected light level – and reduces brightness when OFF (night light feature)
- Pressing and holding push pad for 2 seconds when dimmer is off brings light to full brightness without affecting preset levels



9530WS
9521WS Wallplate

Features



- Replaces a standard switch and offers dimmer or fan control capabilities
- All units are available in combined single-pole/3-way versions
- Neutral is not required for installation of device (excludes fluorescent dimmer models)
- Electrostatic discharge protection
- Incandescent and Magnetic Low-Voltage offered in single unit versions
- Radio Frequency Interface filtering is standard on all models
- Power failure memory
- Square law dimming – perceived dimming level is proportional to the slider position
- Dimmable LED and dimmable CFL available on the slide dimmers

Available Color Options

	Alpine White
	Desert Sand
	White Satin
	Silver Granite

Load Types

	Incandescent/Halogen
	Fluorescent/Dimmable CFL
	Magnetic Low-Voltage
	Electronic Low-Voltage
	Dimmable LED
	3-Speed and Fully Variable Fan Control

Wiring Types

	Single-Pole and Multi-Location
	Single-Pole and 3-Way

ASPIRE™ Dimmers and Fan Controls

Single-Pole & Multi-location
 600W/VA, 1000W/VA, 8A, 5A, 1.5A
 Incandescent, Magnetic Low-Voltage, Dimmable LED
 Electronic Low-Voltage, Halogen, Fluorescent/Dimmable LED, Fan Control



ASPIRE™ Smart Dimmer



Wattage	Lamp Type	Description	Cat. No.	Color
600W/VA	Incandescent, Halogen, MLV	Single-Pole/Multi-location Smart Master Dimmer, w/ Preset and LEDs	□ 9534 __	AW, DS, SG, WS
600W/VA	ELV	Single-Pole/Multi-location Smart Master Dimmer, w/ Preset and LEDs	□ 9535 __	AW, DS, SG, WS
1000W/VA	Incandescent, Halogen, MLV	Single-Pole/Multi-location Smart Master Dimmer, w/ Preset and LEDs	□ 9536 __	AW, DS, SG, WS
1000W/VA	ELV	Single-Pole/Multi-location Smart Master Dimmer, w/ Preset and LEDs	□ 9537 __	AW, DS, SG, WS
1000VA	Fluorescent (Mark 10*, AmbiStar† & Tu-Wire†)	Single-Pole/Multi-location Smart Master Dimmer, w/ Preset and LEDs	□ 9580 __	AW, DS, SG, WS
—	—	Multi-location, Accessory Dimmer	□ 9542 __	AW, DS, SG, WS

To indicate color when ordering, add one of the following suffixes to the Catalog Number: AW (Alpine White), DS (Desert Sand), SG (Silver Granite), WS (White Satin)
 Note: All ASPIRE Dimmers are rated for 120V/AC unless otherwise noted. For more information see specification information on page 51.

* Mark 10 and AmbiStar are a registered trademark of Philips Advance. † Tu-Wire is a registered trademark of Lutron. Derating information shown on page 47.

Accessory Products



9530AW
ASPIRE Dimmer



9544AW
ASPIRE Fan Control



VGF15W
GFCI Receptacle



9501AW
ASPIRE Switch



TR1107W
Receptacle

Upgrade to the exceptional

The unique and sophisticated appearance is an integral element of interior design and provide precise adjustable lighting control to create a sense of ambience and reduce energy costs.



9530SG
9521SG Wallplate

ASPIRE Slide Dimmer and Fan Speed Control



Wattage	Lamp Type	Description	Cat. No.	Color
600W/VA	Incandescent, Halogen, MLV	Dimmer, Single-Pole/3-Way with Preset	□ 9530	AW, DS, SG, WS
600W/VA	ELV	Dimmer, Single-Pole/3-Way with Preset	□ 9531	AW, DS, SG, WS
1000W/VA	Incandescent, Halogen, MLV	Dimmer, Single-Pole/3-Way with Preset	□ 9532	AW, DS, SG, WS
1000W/VA	ELV	Dimmer, Single-Pole/3-Way with Preset	□ 9533	AW, DS, SG, WS
600W/VA	Incandescent, Halogen	Dimmer, Lighted, Single-Pole/3-Way with Preset	□ 9538	AW, DS, SG, WS
600W/VA	ELV	Dimmer, Lighted, Single-Pole/3-Way with Preset	□ 9539	AW, DS, SG, WS
1000W/VA	Incandescent, Halogen	Dimmer, Lighted, Single-Pole/3-Way with Preset	□ 9540	AW, DS, SG, WS
1000W/VA	ELV	Dimmer, Lighted, Single-Pole/3-Way with Preset	□ 9541	AW, DS, SG, WS
300W/VA	Dimmable LED/CFL*	Dimmer, Single-Pole/3-Way with Preset	□ 9573	AW, DS, SG, WS
300W/VA	Dimmable LED/CFL**	Dimmer, Single-Pole/3-Way with Preset	□ 9570	AW, DS, SG, WS
8A	Fluorescent (Mark 10®, AmbiStar® & Tu-Wire®)	Dimmer, Single-Pole/3-Way with Preset	□ 9568	AW, DS, SG, WS
8A	Fluorescent (Mark 10®)	Dimmer, Single-Pole/3-Way with Preset, 277V	□ 95687	AW, DS, SG, WS
1.5A	Quiet 3-Speed	Fan Speed Control, Single-Pole/3-Way	□ 9544	AW, DS, SG, WS
5A	Fully Variable	Fan Speed Control, Single-Pole/3-Way	□ 9543	AW, DS, SG, WS

To indicate color when ordering, add one of the following suffixes to the Catalog Number: AW (Alpine White), DS (Desert Sand), SG (Silver Granite), WS (White Satin)

Note: All ASPIRE dimmers and fan speed controls are rated for 120V/AC unless otherwise noted. For more information see specification information on page 51

Derating information shown on page 47

* Will also work with Incandescent/Halogen (600W Max)

** High performance dimmer maximizes dimming range. Will work with Incandescent and Halogen (500W Max) - Neutral required

Accessory Products



9534SG
ASPIRE Dimmer



9501SG
ASPIRE Switch



9566TRSG
ASPIRE GFCI



9505TRSG
ASPIRE Receptacle



9521SG
Screwless Wallplate

Switches

ASPIRE™ switches are available in a variety of configurations, 15A and 20A models that can be used for either 120 or 277 volts. When you add our performance-improving technical features like backwire clamps on the terminal screws, you have a switch that looks great and is easy to install and delivers high performance.



Switches*



Cat. No.*	Description
<input type="checkbox"/> 9501__	Single-Pole, 15A, 120/277V†
<input type="checkbox"/> 9503__	3-Way, 15A, 120/277V†
<input type="checkbox"/> 9504__	4-Way, 15A, 120/277V†
<input type="checkbox"/> 9511__	Lighted Single-Pole, 15A, 120/277V
<input type="checkbox"/> 9513__	Lighted 3-Way, 15A, 120/277V
<input type="checkbox"/> 9514__	Lighted 4-Way, 15A, 120/277V
<input type="checkbox"/> 9515__	Single-Pole, 20A, 120/277V
<input type="checkbox"/> 9516__	3-Way, 20A, 120/277V

*Shown with wallplate

Receptacles

ASPIRE™ receptacles have a host of installer-friendly features save labor and ensure firm connections and dependable service. Ground Fault Circuit Interrupters (GFCI) feature our patented correct wiring/trip indicator light technology making certain that every installation is properly wired to provide optimal protection. ASPIRE™ receptacles also have an oversized strap that provides a solid base for mounting and virtually eliminates "floating" installations.



Tamper Resistant GFCIs & Receptacles



Cat. No.*	Description
<input type="checkbox"/> 9505TR__	TR Duplex 15A, 125V
<input type="checkbox"/> 9507TR__	TR Single 15A, 125V
<input type="checkbox"/> 9508TR__	TR Single 20A, 125V
<input type="checkbox"/> 9510TR__	TR Duplex 20A, 125V
<input type="checkbox"/> 9566TR__	TR GFCI 15A, 125V
<input type="checkbox"/> 9569TR__	TR GFCI 20A, 125V

*Shown with wallplate

Data and Communication Outlets

ASPIRE™ communication outlets prepare any home or small office for connectivity to phone, video, TV and network/internet services. Combine ASPIRE™ with Cooper Wiring Devices' line of Home Networking and Control Products for a well connected home.



Communication Outlet Inserts



Cat. No.*	Description
<input type="checkbox"/> 9545-4__	Single Phone Jack Insert
<input type="checkbox"/> 9546-4__	Double Phone Jack Insert
<input type="checkbox"/> 9547__	Single Coax Adapter Insert
<input type="checkbox"/> 9548-2__	Double Coax Adapter Insert
<input type="checkbox"/> 9549-4__	Phone/Coax Combo Insert (1 Each) Jack

Jacks & Adapters

(for use with Modular Wallplates)



Cat. No.*	Description
<input type="checkbox"/> 9555__	Coax F-Connector
<input type="checkbox"/> 9556__	Cat 3 Telephone Jack
<input type="checkbox"/> 9557__	Cat 5e Data Jack
<input type="checkbox"/> 9558__	Blank Insert

*Shown with wallplate

ASPIRE™ Screwless Wallplates

ASPIRE™ screwless wallplates are designed for easy and fast installation – simply screw the mounting plate onto the wiring device and press the wallplate into place. And, the clean, streamlined look of ASPIRE™ screwless wallplates can be changed in seconds if a new color is desired.



Mid-Size Screwless Wallplates

Cat. No.*	Description
<input type="checkbox"/> 9521__	Single Gang
<input type="checkbox"/> 9522__	2-Gang
<input type="checkbox"/> 9523__	3-Gang
<input type="checkbox"/> 9524__	4-Gang
<input type="checkbox"/> 9525__	5-Gang
<input type="checkbox"/> 9526__	6-Gang
<input type="checkbox"/> 9527__	Blank Insert

Modular Wallplates

Cat. No.*	Description
<input type="checkbox"/> 9550__	1-Port Wallplate
<input type="checkbox"/> 9551__	2-Port Wallplate
<input type="checkbox"/> 9552__	3-Port Wallplate
<input type="checkbox"/> 9553__	4-Port Wallplate
<input type="checkbox"/> 9554__	6-Port Wallplate

*Shown with wallplate

* To indicate color when ordering, add one of the following suffixes to the Catalog Number: AW (Alpine White), DS (Desert Sand), SG (Silver Granite), WS (White Satin)

† Alpine White offered for these select switches plus dimmers and fan controls.

ACCELL Smart Dimmers

Single-Pole & Multi-location

1000W/VA

Incandescent, Halogen, Magnetic Low-Voltage, Fluorescent



AIM10-W
PJS26W Wallplate

Features



- Electro-mechanical push pad for ON/OFF operation with separate DIM/BRIGHT bar
- Push pad design provides minimal travel and crisp actuation
- Preset feature allows user to return to previous light setting when turning lights on
- LED light level display for presetting illumination levels and master/accessory units for multi-location control
- Amber LED at bottom of LED display indicates ON/OFF load status
- Seven step green LED display on push pad indicates selected light level – and reduces brightness when OFF (night light feature)
- Pressing and holding push pad for 2 seconds when dimmer is off brings light to full brightness without affecting preset levels
- Offers a 10 second delayed-off feature by pressing and holding push pad for 2 seconds when dimmer is on
- Replaces a standard switch and offers dimmer capabilities
- Digital circuitry provides aesthetically pleasing soft-on/ fade-off that extends lamp life
- Neutral is not required for installation of device (excluding Fluorescent Dimmer models)
- Incandescent and Magnetic Low-Voltage offered in single unit version
- Installation speed enhancements include virtually unbreakable, ultrasonically welded top and backbody, extra-long, extra-wide mounting straps and easy access ground screws
- Air-gap switch disconnects power from load, forcing an OFF condition
- Radio Frequency Interference (RFI) filtering for radio, audio and video equipment
- Power failure memory
- Electrostatic discharge protection
- Square law dimming – perceived dimming level is proportional to the slider position
- Color change kits are available to allow for quick changes and less inventory
- Tri-color packaged versions offered which provide one unit box with three color faceplates
- Compatible with any decorator wallplate

Available Color Options

	Almond
	Black
	Brown
	Gray
	Ivory
	Light Almond
	White

Load Types

	Incandescent/Halogen
	Fluorescent
	Magnetic Low-Voltage

Wiring Types



Experience ambience and enjoy energy savings

ACCELL offers a contemporary styling with decorator matching aesthetics, accurate digital light control and color change kits for a simple and exceptional finishing touch.



AIM10-LA
PJS26LA Wallplate

ACCELL Smart Dimmer



Wattage	Lamp Type	Description	Cat. No.	Color
1000W/VA	Incandescent, Halogen, MLV	Single-Pole/Multi-location Smart Master Dimmer with Preset and LEDs	<input type="checkbox"/> AIM10- ___	A, B, BK, C1, C2, GY, LA, V, W
1000VA	Fluorescent (Mark 10", AmbiStar® & Tu-Wire®)	Single-Pole/Multi-location Smart Master Dimmer with Preset and LEDs	<input type="checkbox"/> AF10- ___	A, B, BK, C1, C2, GY, LA, V, W
—	—	Multi-location Accessory Dimmer with Preset and LEDs	<input type="checkbox"/> ARD- ___	A, B, BK, C1, C2, GY, LA, V, W
—	—	Master Dimmer Change Kit	<input type="checkbox"/> AMC- ___-BP	A, B, BK, GY, LA, V, W
—	—	Accessory Dimmer Change Kit	<input type="checkbox"/> ARC- ___-BP	A, B, BK, GY, LA, V, W

To indicate color when ordering, add one of the following suffixes to the Catalog Number: A (Almond), B (Brown), BK (Black), C1 (Color Change Kit - Almond, White, Ivory) C2 (Color Change Kit - White, Light Almond, Ivory), GY (Gray), LA (Light Almond), V (Ivory), W (White)

Note: All ACCELL dimmers and fan speed controls are rated for 120V/AC unless otherwise noted

For more information see specification information on page 51

Derating information shown on page 47

Accessory Products



OS106D1-LA
SAVANT Sensor



DI06P-LA
DEVINE Dimmer



DFS15P-LA
DEVINE Fan Control



7501LA
Switch



PJS26LA
Screwless Wallplate

DEVINE Dimmers and Fan Controls

Single-Pole & 3-Way

600W/VA, 1000W/VA, 8A, 1.5A

Incandescent, Halogen, Magnetic Low-Voltage, Dimmable LED, Dimmable CFL, Electronic Low-Voltage, Fluorescent, Fan Control

















Features



- Preset feature allows user to return to previous light setting when turning lights on
- Integrated linear slide control for easy, precise operation
- All units are available in combined Single-pole/3-way versions
- Incandescent and Magnetic Low-Voltage offered in single unit version
- Neutral is not required for installation of device (excluding Fluorescent dimmer models)
- Replaces a standard switch and offers dimmer capabilities
- Dimmer can be wired into either 3-way location (load side or line side)
- Square law dimming - perceived dimming level is proportional to the slider position
- Power failure memory
- Radio Frequency Interface (RFI) filtering is standard on all models
- Electrostatic discharge protection
- Precise color matching
- Quiet Fan Speed Control version has special circuitry to reduce fan motor noise at low speeds
- Compatible with any decorator wallplate or screwless wallplate
- LED/CFL dimmers have been tested with more than 100 dimmable LED and CFL light sources. For an up-to-date list of these sources, please visit www.cooperwiringdevices.com



DI06P-W
PJS26W Wallplate

Available Color Options	Load Types	Wiring Types
 Almond	 Incandescent/Halogen	 Single-Pole and 3-Way
 Black	 Fluorescent	
 Brown	 Magnetic Low-Voltage	 Single-Pole and 3-Way Fan Control
 Gray	 Electronic Low-Voltage	
 Ivory	 Dimmable LED	
 Light Almond	 Dimmable CFL	
 White	 3-Speed Fan Control	

Finishing touch to your decorator installation

DEVINE dimmers offer the ideal solution with a contemporary design, accurate light level control, combined Single-Pole and 3-Way units, broad color selection and compatibility with popular lamp types.



DI06P-A
PJS26A Wallplate

DEVINE Slide Dimmer and Fan Control



Wattage	Lamp Type	Descriptions	Cat. No.	Color
600W/VA	Incandescent, Halogen, MLV	Dimmer, Single-Pole & 3-Way with Preset	<input type="checkbox"/> DI06P- ___	A, B, BK, GY, LA, V, W
1000W/VA	Incandescent, Halogen, MLV	Dimmer, Single-Pole & 3-Way with Preset	<input type="checkbox"/> DI10P- ___	A, B, BK, GY, LA, V, W
600W/VA	ELV	Dimmer, Single-Pole & 3-Way with Preset	<input type="checkbox"/> DE06P- ___	A, B, BK, GY, LA, V, W
300W/VA	Dimmable LED/CFL*	Dimmer, Single-Pole & 3-Way with Preset	<input type="checkbox"/> DLC03P- ___	A, B, BK, GY, LA, V, W
300W/VA	Dimmable LED/CFL**	Dimmer, Single-Pole & 3-Way with Preset	<input type="checkbox"/> DEL06P- ___	A, B, BK, GY, LA, V, W
8A	Fluorescent (Mark 10®, AmbiStar® & Tu-Wire®)	Dimmer, Single-Pole & 3-Way with Preset	<input type="checkbox"/> DF8AP- ___	A, B, BK, GY, LA, V, W
8A	Fluorescent (Mark 10®)	Dimmer, Single-Pole & 3-Way with Preset, 277V	<input type="checkbox"/> DF8AP7- ___	A, B, BK, GY, LA, V, W
1.5A	Quiet 3-Speed	Fan Speed Control, Single-Pole & 3-Way	<input type="checkbox"/> DFS15P- ___	A, B, BK, GY, LA, V, W

To indicate color when ordering, add one of the following suffixes to the Catalog Number: A (Almond), B (Brown), BK (Black), GY (Gray), LA (Light Almond), V (Ivory), W (White)

Note: All DEVINE dimmers and fan speed controls are rated for 120V/AC unless otherwise noted

For more information see specification information on page 50

Derating information shown on page 47

* Will also work with Incandescent/Halogen (600W Max)

** High performance dimmer maximizes dimming range. Will work with Incandescent and Halogen (500W Max) - Neutral required

Accessory Products



9534DS
ASPIRE Dimmer



AIM10-A
ACCELL Dimmer



7501A
Switch



VGF15A
GFCI



PJS26A
Screwless Wallplate

SKYE Dimmers and Fan Controls

Single-Pole & 3-Way

600W/VA, 1000W/VA, 8A, 5A, 1.5A

Incandescent, Halogen, Magnetic Low-Voltage, Dimmable LED, Dimmable CFL, Fluorescent, Fan Control

Features




















- Preset feature allows user to return to previous light or fan setting when turning lights on
- Integrated full-slide control for easy, precise operation
- Preset versions can be wired as Single-pole or 3-way
- Green LED softly illuminates when device is off, acting as a night light (Preset versions only)
- Incandescent and Magnetic Low-Voltage offered in single unit version on Preset models
- Neutral is not required for installation of device (excluding Fluorescent dimmer models)
- Device can be wired into either 3-way location (load side or line side)
- Replaces a standard switch and offers dimming and/or fan speed control capabilities
- Square law dimming - perceived dimming level is proportional to the slider position
- Power failure memory
- Radio Frequency Interface filtering is standard on all models
- Electrostatic discharge protection
- Precise color matching
- Quiet Fan Speed Control version has special circuitry to reduce fan motor noise at low speeds
- Compatible with any decorator wallplate or screwless wallplate
- LED/CFL dimmers have been tested with more than 100 dimmable LED and CFL light sources. For an up-to-date list of these sources, please visit www.cooperwiringdevices.com



SI06P-W

PJS26W Wallplate

Available Color Options	Load Types	Wiring Types
 Almond	 Incandescent/Halogen	 Single-Pole
 Black	 Fluorescent	 Single-Pole and 3-Way
 Brown	 Magnetic Low-Voltage	 Single-Pole Fan Control
 Gray	 Dimmable LED	 Single-Pole and 3-Way Fan Control
 Ivory	 Dimmable CFL	
 Light Almond	 3-Speed Fan Control	
 White		

Sleek, functional and economical

SKYE dimmers coordinate perfectly with decorator devices and offer unprecedented features with precise slide control of light levels for numerous lamp types with a wide-range of color choices and easy to wire Single-Pole / 3-Way combo units.



SI06P-V

PJS26V Wallplate



SKYE Slide Dimmer and Fan Control

Wattage	Lamp Type	Description	Cat. No.	Color
600W	Incandescent, Halogen	Dimmer, Single-Pole Non-Preset	□ SI061- __	A, B, BK, GY, LA, V, W
600W/VA	Incandescent, Halogen, MLV	Dimmer, Single-Pole & 3-Way, LED with Preset	□ SI06P- __	A, B, BK, GY, LA, V, W
1000W/VA	Incandescent, Halogen, MLV	Dimmer, Single-Pole & 3-Way, LED with Preset	□ SI10P- __	A, B, BK, GY, LA, V, W
8A	Fluorescent (Mark 10®, AmbiStar® & Tu-Wire®)	Dimmer, Single-Pole & 3-Way, LED with Preset	□ SF8AP- __	A, B, BK, GY, LA, V, W
8A	Fluorescent (Mark 10®)	Dimmer, Single-Pole & 3-Way, LED with Preset, 277V	□ SF8AP7- __	A, B, BK, GY, LA, V, W
300W/VA	Dimmable CFL/LED*	Dimmer, Single-Pole & 3-Way, LED with Preset	□ SLC03P- __	A, B, BK, GY, LA, V, W
300W/VA	Dimmable CFL/LED**	Dimmer, Single-Pole & 3-Way, LED with Preset	□ SEL06P- __	A, B, BK, GY, LA, V, W
1.5A/300W	Quiet 3-Speed/Incandescent	Dual Dimmer, Single-Pole, Fan Speed Control	□ SDC15- __	A, B, BK, GY, LA, V, W
1.5A	Quiet 3-Speed	Fan Speed Control, Single-Pole & 3-Way with Preset	□ SFS15P- __	A, B, BK, GY, LA, V, W
5A	Fully Variable	Fan Speed Control, Single-Pole	□ SFS5- __	A, B, BK, GY, LA, V, W
5A	Fully Variable	Fan Speed Control, Single-Pole & 3-Way with Preset	□ SFS5P- __	A, B, BK, GY, LA, V, W

To specify color, add one of the following suffixes to the Catalog Number: A (Almond), B (Brown), BK (Black), GY (Gray), LA (Light Almond), V (Ivory), W (White) Note: All SKYE dimmers and fan speed controls are rated for 120V/AC unless otherwise noted. Derating information shown on page 47

For more information see specification information on page 50

* Will also work with Incandescent/Halogen (600W Max)

** High performance dimmer maximizes dimming range. Will work with Incandescent and Halogen (500W Max) - Neutral required

Accessory Products



OS310U-V
SAVANT Sensor



OS106D1-V
SAVANT Sensor



7501V
Switch



VGF15V
GFCI



PJS26V
Screwless Wallplate



CORE

LIGHTING CONTROLS

REACT



pg. 26

Architectural
Rotary



pg. 28

TRACE



pg. 30

Operation

Preset (ON/OFF switch)	●		
Non-Preset	●	●	●

Locator Light

Lighted Models	●		●
----------------	---	--	---

Multi-Location Control

Single-Pole and 3-Way	●		●
Single-Pole Only	●	●	

Wiring

6" Pre-stripped Wireleads	●	●	●
---------------------------	---	---	---

Wattage/Lamp Type

600W Incandescent	●		●
1000W Incandescent	●	●	●
1500W Incandescent		●	
2000W Incandescent		●	

Fan Control

Quiet 3-speed	●		
Fully Variable	●		●
Dual Fan/Light	●		

Colors

Almond, Black, Brown, Gray, Ivory, Light Almond, White	●*		●
Ivory, White		●†	

* Brown, Black and Gray offered in color change kits only for REACT dimmers.

† Color change kits offered individually

REACT Dimmers and Fan Controls

Single-Pole & 3-Way
600W, 1000W, 5A, 1.5A
Incandescent, Halogen, Fan Control



RI06P-W
PJS1W Wallplate

Features



- Integrated rotary dial for ON/OFF and DIM/BRIGHT operation
- Preset versions offer Single-Pole and 3-Way wiring in a single unit
- Preset feature allows user to return to previous light setting when turning lights on
- Neutral is not required for installation of device
- Replaces a standard switch and offers dimmer capabilities
- Fully variable fan control allows for precise fan speed setting
- Quiet 3-speed fan control allows for Low, Medium and High fan speed settings
- Power failure memory
- Radio Frequency Interference (RFI) filtering for radio, audio and video equipment
- Electrostatic discharge protection
- Square law dimming – perceived dimming level is proportional to the rotary position
- Precise color matching
- Compatible with any traditional switch, wallplate or screwless wallplate

Available Color Options

	Almond
	Black
	Brown
	Gray
	Ivory
	Light Almond
	White

Load Types

	Incandescent/Halogen
	3-Speed and Fully Variable Fan Control

Wiring Types

	Single-Pole
	Single-Pole and 3-Way
	Single-Pole Fan Control

Reliable & effortless control

REACT dimmers are built to perform and deliver precise control of light levels for traditional lamp types with the ability to work as a Single-Pole or 3-Way unit.



REACT Rotary Dimmer and Fan Speed Control



Wattage	Lamp Type	Description	Cat. No.	Color
600W	Incandescent, Halogen	Dimmer, Single-Pole Non-Preset	<input type="checkbox"/> RI061- __	A, LA, V, W
1000W	Incandescent, Halogen	Dimmer, Single-Pole Non-Preset	<input type="checkbox"/> RI101- __	A, LA, V, W
600W	Incandescent, Halogen	Dimmer, Single-Pole/3-Way Preset	<input type="checkbox"/> RI06P- __	A, LA, V, W
600W	Incandescent, Halogen	Dimmer Lighted, Single-Pole/3-Way Preset	<input type="checkbox"/> RI06PL- __	A, LA, V, W
1.5A	Quiet 3-Speed	Fan Speed Control, Single-Pole Non-Preset	<input type="checkbox"/> RFS15- __	A, LA, V, W
5A	Fully Variable	Fan Speed Control, Single-Pole Non-Preset	<input type="checkbox"/> RFS5- __	A, LA, V, W
1.5A/300W	Quiet 4-Speed Incandescent/	Combo Dimmer/Fan Speed Control, Single-Pole	<input type="checkbox"/> RDC15- __	A, LA, V, W
2.5A/300W	Fully Variable	Combo Dimmer/Fan Speed Control, Single-Pole	<input type="checkbox"/> RDC25- __	A, LA, V, W
—	—	Replacement Knobs for Lighted Rotary Dimmer (RI06PL)	<input type="checkbox"/> RKRL- __-BP	A, B, BK, GY, LA, V, W
—	—	Replacement Knobs for Rotary Dimmers (RI061, RI101, RI06P)	<input type="checkbox"/> RKRD- __-BP	A, B, BK, GY, LA, V, W
—	—	Replacement Knobs for Rotary Fan Control (RFS15, RFS5)	<input type="checkbox"/> RKRC- __-BP	A, LA, V, W

To specify color, add one of the following suffixes to the Catalog Number: A (Almond), B (Brown), BK (Black), GY (Gray), LA (Light Almond), V (Ivory), W (White)

Note: All rotary dimmers and fan speed controls are rated for 120V/AC unless otherwise noted

For more information see specification information on page 50

Derating information shown on page 47

Accessory Products



OS310U-W
SAVANT Sensor



RAI10-W
Architectural Rotary Dimmer



1301W
Switch



VGF15W
GFCI



PJS1W
Screwless Wallplate

Architectural Rotary

Architectural Rotary Dimmers

Single-Pole
1000W, 1500W, 2000W
Incandescent, Halogen

Features



- No neutral required for installation
- Snap-on Decorator screwless wallplate cover hides heat fins
- Color-matched dimmer control knob with silver or gold insert for an attractive appearance in any installation
- Snap-off fins permit easy ganging with other devices
- Classic rotary architectural-style dimmer
- Available in Rotary ON/OFF (Non-Preset)
- Slim, compact housing easily fits in standard wall box
- Large radio/TV interference filter
- Includes screwless wallplate




RAI10-W

Available Color Options	Load Types	Wiring Types
<div style="display: flex; align-items: center;"> <div style="width: 40px; height: 15px; background-color: #d4c08d; border: 1px solid black; margin-right: 5px;"></div> Ivory </div>	<div style="display: flex; align-items: center;"> Incandescent/Halogen </div>	<div style="display: flex; align-items: center;"> Single-Pole </div>
<div style="display: flex; align-items: center;"> <div style="width: 40px; height: 15px; background-color: #f0f0f0; border: 1px solid black; margin-right: 5px;"></div> White </div>		

Heavy-duty design and construction ideal for commercial applications

Architectural Rotary dimmers are designed for high power loads, with digital state-of-the-art technology and feature classic architectural fin design with sleek screwless snap-on covers.



RAI10-W

Architectural Rotary Dimmer



Wattage	Lamp Type	Description	Cat. No.	Color
1000W	Incandescent, Halogen	Dimmer, Single-Pole Non-Preset	<input type="checkbox"/> RAI10- ___	W
1500W	Incandescent, Halogen	Dimmer, Single-Pole Non-Preset	<input type="checkbox"/> RAI15- ___	W
2000W	Incandescent, Halogen	Dimmer, Single-Pole Non-Preset	<input type="checkbox"/> RAI20- ___	W
—	—	Color Change Kit, 1K Watt Version Ivory Cover/Knob with Gold Insert, White Cover/Knob with Silver Insert	<input type="checkbox"/> RAC1- ___	V, W
—	—	Color Change Kit, 1.5/2K Watt Version Ivory Cover/Knob with Gold Insert, White Cover/Knob with Silver Insert	<input type="checkbox"/> RAC2- ___	V, W

To indicate color when ordering, add one of the following suffixes to the Catalog Number: V (Ivory), W (White)

Note: All Architectural Rotary dimmers are rated for 120V/AC unless otherwise noted

For more information see specification information on page 50

Derating information shown on page 47

Accessory Products



OS310R-W
SAVANT Sensor



RI061-W
REACT Dimmer



RI06P-W
REACT Dimmer



RFS15-W
REACT Fan Control



PJS1W
Screwless Wallplate

TRACE Dimmers and Fan Controls

Single-Pole & 3-Way
600W, 1000W, 5A
Incandescent, Halogen, Fan Control









TI061-W
PJS1W Wallplate

Features





- Integrated toggle switch for ON/OFF and DIM/BRIGHT operation
- Single-Pole and 3-Way wiring offered in a single unit
- Matches existing wall switches
- Replaces a standard switch and offers dimmer capabilities
- Fully variable fan control allows for precise fan speed setting
- Radio Frequency Interference (RFI) filtering for radio, audio and video equipment
- Power failure memory
- Electrostatic discharge protection
- Square law dimming – perceived dimming level is proportional to the slider position
- Precise color matching
- Compatible with any traditional switch, wallplate or screwless wallplate



Available Color Options

	Almond
	Black
	Brown
	Ivory
	Light Almond
	White

Load Types

	Incandescent/Halogen
	Fully Variable Fan Control

Wiring Types

	Single-Pole
	Single-Pole and 3-Way

Simple and intuitive

TRACE dimmers provide user-friendly light control with combination single-pole/3-Way units enclosed in a clean, traditional aesthetic that blends with any décor.



TI061-W
PJS1W Wallplate

TRACE Toggle and Fan Speed Control



Wattage	Lamp Type	Description	Cat. No.	Color
600W	Incandescent, Halogen	Dimmer, Single-Pole/3-Way Non-Preset	<input type="checkbox"/> TI061 _____	A, B, BK, LA, V, W
1000W	Incandescent, Halogen	Dimmer, Single-Pole/3-Way Non-Preset	<input type="checkbox"/> TI3101 _____	A, B, BK, LA, V, W
600W	Incandescent, Halogen	Dimmer Lighted, Single-Pole/3-Way Non-Preset	<input type="checkbox"/> TI061L _____	A, B, BK, LA, V, W
1000W	Incandescent, Halogen	Dimmer Lighted, Single-Pole/3-Way Non-Preset	<input type="checkbox"/> TI3101L _____	A, B, BK, LA, V, W
5A	Fully Variable	Fan Speed Control, Single-Pole Non-Preset	<input type="checkbox"/> TFS5 _____	A, B, BK, LA, V, W

To indicate color when ordering, add one of the following suffixes to the Catalog Number: A (Almond), B (Brown), BK (Black), LA (Light Almond), V (Ivory), W (White)

Note: All TRACE dimmers and fan speed controls are rated for 120V/AC unless otherwise noted

For more information see specification information on page 40

Derating information shown on page 47

Accessory Products



9534SG
ASPIRE Dimmer



RI06P-BK
REACT Dimmer



7501BK
Switch



VGF15BK
GFCI



PJS1BK
Screwless Wallplate



CORE

LIGHTING CONTROLS

SAVANT
Switch



pg. 34

SAVANT
Dual Relay



pg. 36

SAVANT
Dimmer



pg. 38

SAVANT
LT



pg. 40

Mechanical				
Dimmer			●	
Two Push Button Switches (Dual Relay)		●		
Single Push Button Switch	●		●	●
Operation				
Auto-on/Auto-off				●
Auto-on/Auto-off & Manual On/Auto-off	●	●	●	
Manual On/Auto-off Only (Vacancy Sensor - Title 24)	●	●	●	●
LED				
LED Locator with Motion Indication and Light Level Indicators			●	
LED Locator with Motion Indication	●	●		●
Selectable Nightlight with Dimming	●	●		
Multi-Location Control				
Single-Pole and 3-Way	●	●		●
Single-Pole Only			●	
Wiring				
6" Pre-stripped Wireleads	●	●	●	●
Neutral Required	●	●	●	
Wattage / Lamp Type				
600W Incandescent, Fluorescent, MLV, ELV, LED, CFL				●
600W/VA Incandescent & MLV			●	
1000W/VA Incandescent, MLV, ELV, Magnetic & Electronic Ballast, CFL, LED	●	●		
Horsepower				
1/2 HP	●	●		
1/6 HP				●
Coverage Area				
180 Degrees / 1000 sq.ft. (Major)	●	●	●	
150 Degrees / 450 sq.ft. (Major)				●
Features				
Adjustable Time Delay	●	●	●	●
Adjustable Ambient Light Level	●	●	●	●
Reverse Mode	●	●	●	
Override Mode	●	●	●	
Color Matched PIR Lens	●	●	●	●
Colors				
Almond, Black, Gray, Ivory, Light Almond, White	●*	●*	●*	●

* Color change kits offered individually.

SAVANT Sensor Switch

Single-Pole & 3-Way

1000W/VA

Incandescent, Magnetic Low-Voltage, Electronic Low-Voltage, Fluorescent, Compact Fluorescent, LED, Halogen



OS310U-W
PJS26W Wallplate

Features



- Passive Infrared technology
- Can be wired as a single-pole or 3-way device
- Selectable ON/OFF LED nightlight with press and hold dimming function
- Works with all popular load types: Incandescent, Magnetic Low-Voltage, Electronic Low-Voltage, Fluorescent, CFL and LED
- Green LED indicates load status, provides locator light in dark and blinks to indicate motion detection
- Push pad design provides minimal travel and crisp actuation
- Selectable time delay of 5 seconds (test), 5 minutes, 15 minutes and 30 minutes for lights to remain on after room is vacated
- Occupancy Sensors time delay default set to 5 minutes; Vacancy Sensors time delay default set to 30 minutes
- Occupancy Sensor provides a selectable ambient light override preventing lights from switching ON when there is acceptable natural light
- Occupancy Sensor Version allows to toggle between Auto-ON/Auto-OFF or Manual ON/Auto-OFF mode with a simple press and hold of switch
- Uniform color matched PIR lens to device housing
- Replaces a standard light or fan switch
- Provides 180 degree field of view and 1000 sq. ft. of major motion coverage
- Provides 3-way operation when used with a 3-way switch or sensor
- Occupancy Sensor provides for a bypass feature to allow the sensor to perform as a traditional switch (Manual ON/Manual OFF)
- Vacancy Sensor meets California 2008 Title 24
- Walk-in-Delay feature allows sensor to turn lights off without time delay when motion is detected briefly in room
- Electrostatic discharge protection
- No leakage to load in off mode
- Color change faceplate kits provide for a simple in field change
- Mid-Size decorator wallplate included with product
- Neutral required for installation of device

Available Color Options

	Almond
	Black
	Gray
	Ivory
	Light Almond
	White

Load Types

	Incandescent/Halogen
	Fluorescent
	CFL
	Magnetic Low-Voltage
	Electronic Low-Voltage
	LED

Wiring Types

	Single-Pole and 3-Way
--	-----------------------

Reduce energy use and cut utility costs

SAVANT sensors are ideal for any application with universal load and wiring compatibility, selectable and dimmable nightlight and unparalleled mode features.



SAVANT Occupancy/Vacancy Sensor Switch



Wattage	Lamp Type	Description	Cat. No.	Color
1000W/VA	Incandescent, MLV, ELV Fluorescent, CFL, LED, Halogen	Occupancy Sensor Switch with Nightlight and LED, Single-Pole/3-Way	<input type="checkbox"/> OS310U- __	A, BK, GY, LA, V, W
1000W/VA	Incandescent, MLV, ELV Fluorescent, CFL, LED, Halogen	Vacancy Sensor Switch with Nightlight and LED, Single-Pole/3-Way, Title 24	<input type="checkbox"/> VS310U- __	A, BK, GY, LA, V, W
—	—	Color Change Kit	<input type="checkbox"/> SCK1- __-BP	A, BK, GY, LA, V, W

To indicate color when ordering, add one of the following suffixes to the Catalog Number: A (Almond), BK (Black), GY (Gray), LA (Light Almond), V (Ivory), W (White)

Note: All SAVANT sensors are rated for 120V/AC unless otherwise noted

Each device includes decorator mid-size wallplate

For more information see specification information on page 51

Derating information shown on page 47

Accessory Products



OS310R-LA
SAVANT Sensor



OS106D1-LA
SAVANT Sensor



AIM10-LA
ACCELL Dimmer



DI06P-LA
DEVINE Dimmer



PJS26LA
Screwless Wallplate

SAVANT Sensor Dual Switch

Single-Pole & 3-Way

1000W/VA

Incandescent, Magnetic Low-Voltage, Electronic Low-Voltage, Fluorescent, Compact Fluorescent, LED, Halogen



OS310R-W
PJS26W Wallplate

Features



- Passive Infrared technology
- Can be wired as a single-pole or 3-way device
- Selectable ON/OFF LED nightlight with press and hold dimming function
- Works with all popular load types: Incandescent, Magnetic Low-Voltage, Electronic Low-Voltage, Fluorescent, CFL and LED
- Contains two switches to control two independent lighting loads or circuits (light and/or fan)
- Green LED indicates load status, provides locator light in dark and blinks to indicate motion detection
- Push pad design provides minimal travel and crisp actuation
- Selectable time delay of 5 seconds (test), 5 minutes, 15 minutes and 30 minutes for lights to remain on after room is vacated
- Occupancy Sensors time delay default set to 5 minutes; Vacancy Sensors time delay default set to 30 minutes
- Occupancy Sensor provides a selectable ambient light override preventing lights from switching ON when there is acceptable natural light
- Uniform color matched PIR lens to device housing
- Replaces a standard light or fan switch
- Occupancy Sensor Version allows to toggle between Auto-ON/Auto-OFF or Manual ON/Auto-OFF mode with a simple press and hold of switch
- Provides 180 degree field of view and 1000 sq. ft. of major motion coverage
- Provides 3-way operation when used with a 3-way switch or sensor
- Occupancy Sensor provides for a bypass feature to allow the sensor to perform as a traditional switch (Manual ON/Manual OFF)
- Walk-in-Delay feature allows sensor to turn lights off without time delay when motion is detected briefly in room
- Reverse Mode allows light to stay off in a room when motion is detected
- Electrostatic discharge protection.
- No leakage to load in off mode
- Vacancy Sensor meets California 2008 Title 24
- Color change faceplate kits provide for a simple in field change
- Mid-Size decorator wallplate included with product
- Neutral required for installation of device

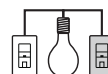
Available Color Options

	Almond
	Black
	Gray
	Ivory
	Light Almond
	White

Load Types

	Incandescent/Halogen
	Fluorescent
	CFL
	Magnetic Low-Voltage
	Electronic Low-Voltage
	LED


Wiring Types



Single-Pole and
3-Way

Provides peace of mind and savings

SAVANT dual relay sensors are the perfect solution for single point control of two loads from one location and offer unmatched flexibility with nightlight, universal load and wiring compatibility and numerous mode features.



SAVANT Occupancy/Vacancy Sensor Dual Switch



Wattage	Lamp Type	Description	Cat. No.	Color
1000W/VA	Incandescent, MLV, ELV, Fluorescent, CFL, LED, Halogen	Occupancy Sensor Dual Switch with Nightlight and LED, Single-Pole/3-Way	<input type="checkbox"/> OS310R-__	A, BK, GY, LA, V, W
1000W/VA	Incandescent, MLV, ELV, Fluorescent, CFL, LED, Halogen	Vacancy Sensor Dual Switch with Nightlight and LED, Single-Pole/3-Way, Title 24	<input type="checkbox"/> VS310R-__	A, BK, GY, LA, V, W
—	—	Color Change Kit	<input type="checkbox"/> SCKR-__-BP	A, BK, GY, LA, V, W

To indicate color when ordering, add one of the following suffixes to the Catalog Number: A (Almond), BK (Black), GY (Gray), LA (Light Almond), V (Ivory), W (White)

Note: All sensors are rated for 120V/AC unless otherwise noted

Each device includes decorator mid-size wallplate

For more information see specification information on page 51

Derating information shown on page 47

Accessory Products



OS106D1-V
SAVANT Sensor



VS310R-V
SAVANT Sensor



DI06P-V
DEVINE Dimmer



AIM10-V
ACCELL Dimmer



PJS26V
Screwless Wallplate

SAVANT Sensor Dimmer

Single-Pole

600W/VA

Incandescent, Halogen, Magnetic Low-Voltage



OS106D1-W
PJS26W Wallplate

Features



- Passive Infrared technology
- Full-range Preset dimming control provided with horizontal dim/bright bar
- Digital circuitry provides aesthetically pleasing soft-on/fade off that extends bulb life
- Preset and light level change is easily shown with horizontal row of green LEDs
- Works with popular load types: Halogen, Incandescent and Magnetic Low-Voltage
- Single green LED indicates load status, provides locator light in dark and blinks to indicate motion detection
- LED serves as air-gap switch disconnecting power from load, forcing an OFF condition
- Push pad design provides minimal travel and crisp actuation
- Selectable time delay of 5 seconds (test), 5 minutes, 15 minutes and 30 minutes for lights to remain on after room is vacated
- Occupancy Sensors time delay default set to 5 minutes; Vacancy Sensors time delay default set to 30 minutes
- Occupancy Sensor provides a selectable ambient light override preventing lights from switching ON when there is acceptable natural light
- Uniform color matched PIR lens to device housing
- Occupancy Sensor Version allows to toggle between Auto-ON/Auto-OFF or Manual ON/Auto-OFF mode with a simple press and hold of switch
- Replaces a standard light switch
- Provides 180 degree field of view and 1000 sq. ft. of major motion coverage
- Occupancy Sensor provides for a bypass feature to allow the sensor to perform as a traditional switch (Manual ON/Manual OFF)
- Walk-in-delay feature allows sensor to turn lights off without time delay when motion is detected briefly in room
- Reverse Mode allows light to stay off in a room when motion is detected
- Electrostatic discharge protection
- No leakage to load in off mode
- Vacancy Sensor meets California 2008 Title 24
- Color change faceplate kits provide for a simple in field change
- Mid-Size decorator wallplate included with product
- Neutral required for installation of device

Available Color Options

	Almond
	Black
	Gray
	Ivory
	Light Almond
	White

Load Types

	Incandescent/Halogen
	Magnetic Low-Voltage

Wiring Types

	Single-Pole
--	-------------

The ultimate energy saving solution

SAVANT dimmers offer exceptional value with the perfect marriage of motion activation convenience and adjustable light level control, all elegantly packaged in a single device.



SAVANT Occupancy/Vacancy Sensor Dimmer



Wattage	Lamp Type	Description	Cat. No.	Color
600W/VA	Incandescent, MLV, Halogen	Occupancy Sensor & Dimmer with LEDs, Single-Pole	<input type="checkbox"/> OS106D1- __	A, BK, GY, LA, V, W
600W/VA	Incandescent, MLV Halogen	Vacancy Sensor & Dimmer with LEDs, Single-Pole, Title 24	<input type="checkbox"/> VS106D1- __	A, BK, GY, LA, V, W
—	—	Color Change Kit	<input type="checkbox"/> SCKD- __-BP	A, BK, GY, LA, V, W

To indicate color when ordering, add one of the following suffixes to the Catalog Number: A (Almond), BK (Black), GY (Gray), LA (Light Almond), V (Ivory), W (White)

Note: All SAVANT sensors are rated for 120V/AC unless otherwise noted

Each device includes decorator mid-size wallplate

For more information see specification information on page 51

Derating information shown on page 47

Accessory Products



OS310U-GY
SAVANT Sensor



9501SG
ASPIRE Switch



9534SG
ASPIRE Dimmer



AIM10-GY
ACCELL Dimmer



PJS26GY
Screwless Wallplate

SAVANT LT

SAVANT LT Sensor Switch

Single-Pole & 3-Way

600W

Incandescent, Halogen, Fluorescent, Electronic

Low-Voltage, Magnetic Low-Voltage, Compact

Fluorescent (CFL), Light Emitting Diode (LED)

Features



- Passive Infrared technology
- Replaces a standard light or fan switch
- Sensors provide up to 180 degree field of view and 450 sq. ft. of major motion coverage
- No neutral required for installation of device provides ideal retrofit solution
- Can be wired as a single-pole or 3-way device
- Works with nearly all load types
- Selectable time delay of 5 seconds to 30 minutes for lights to remain on after room is vacated
- Occupancy Sensor provides a selectable ambient light override preventing lights from switching ON when there is acceptable natural light
- Electrostatic discharge protection
- No leakage to load in off mode
- Compact housing fits easily into a standard wallbox and is suitable for multi-gang installations.
- Compatible with decorator-style wallplates and designer screwless wallplates
- High-gloss finish complements any decor



6105W

5151W Wallplate

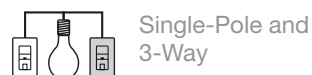
Available Color Options

	Almond
	Black
	Gray
	Ivory
	Light Almond
	White

Load Types

	Incandescent/Halogen
	Fluorescent
	Magnetic Low-Voltage
	Electronic Low-Voltage
	LED
	CFL

Wiring Types



Simple and affordable solution to save energy

SAVANT LT sensors work with most lighting loads with simple control features and configurable settings.



6105W
PJS26W Wallplate

Standard Series Occupancy / Vacancy Sensor Switch



Wattage	Lamp Type	Description	Cat. No.	Color
600W	Incandescent, Halogen, Fluorescent, MLV, ELV, LED, CFL	Occupancy Sensor Switch, Single-Pole/3-Way	<input type="checkbox"/> OS306U -__	A, LA, BK, GY, V, W
600W	Incandescent, Halogen, Fluorescent, MLV, ELV, LED, CFL	Vacancy Sensor Switch, Single-Pole/3-Way, Title 24	<input type="checkbox"/> VS306U -__	A, LA, BK, GY, V, W

To indicate color when ordering, add one of the following suffixes to the Catalog Number: A (Almond), LA (Light Almond), BK (Black), GY (Gray), V (Ivory), W (White)
Note: SAVANT LT sensors are rated for 120VAC unless otherwise noted

For more information see specification information on page 51
Derating information shown on page 47

Accessory Products



OS310R-W
SAVANT Sensor



OS310U-W
SAVANT Sensor



OS106D1-W
SAVANT Sensor



VS306U-W
SAVANT LT Vacancy Sensor




PJS26W
Screwless Wallplate

ACCELL and ASPIRE™ Timers

ACCELL and ASPIRE™ Timers

Single-Pole
15A, 120V/AC; 1800W, 1/4 HP
Incandescent/Halogen, Magnetic Low-Voltage,
Electronic Low-Voltage, Fluorescent, Compact Fluorescent, LED



PT18M-W
PJS26W Wallplate

Features



- Perfect for both new construction and retrofit with no neutral required for installation.
- Available in both Hours and Minutes versions.
- Five (5) preset time intervals.
- Easily programmable to alternate time intervals to suit your needs.
- Works with all popular load types: Incandescent/Halogen, Magnetic Low-Voltage, Electronic Low-Voltage, Fluorescent, Compact Fluorescent, and LED.
- Horsepower rated for 1/4 HP motor loads.
- LED indication of time interval selected and countdown.
- Color change faceplate kits available.

Available Color Options		Load Types	Wiring Types
	Almond		Single-Pole
	Black		
	Gray		
	Ivory		
	Light Almond		
	White		
	Brown		
	Alpine White		
	Desert Sand		
	White Satin		
	Silver Granite		

Combines energy savings with convenience

Control lights or fans with the touch of a button while ensuring the devices won't be left on.



9590-LA
PJS26LA Wallplate

ACCELL Timers



Description	Color	Cat. No.
1800W 5-Button Minute Timer with Off, Single-Pole	A, B, BK, GY, LA, V, W	<input type="checkbox"/> PT18M __
1800W 5-Button Hour Timer with Off, Single-Pole	A, B, BK, GY, LA, V, W	<input type="checkbox"/> PT18H __

ASPIRE Timers



Description	Color	Cat. No.
1800W 5-Button Minute Timer with Off, Single-Pole	AW, DS, SG, WS	<input type="checkbox"/> 9590 __
1800W 5-Button Hour Timer with Off, Single-Pole	AW, DS, SG, WS	<input type="checkbox"/> 9591 __

To indicate color when ordering, add one of the following suffixes to the Catalog Number: A (Almond), BK (Black), GY (Gray), LA (Light Almond), V (Ivory), W (White)
Each device includes decorator mid-size wallplate
For more information see specification information on page 51
Derating information shown on page 47

Accessory Products



9530AW
ASPIRE Dimmer



AF10-W
ACCELL Dimmer



DI06P-W
DEVINE Dimmer



SI06P-W
SKYE Dimmer



PJS26W
Screwless Wallplate

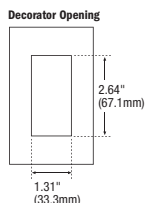
Wallplates

Decorator Screwless, Mid-Size and Standard

Contemporary design, sleek elegant lines, and a multitude of material, size and color choices make the Decorator Style an easy choice.



PJS26W



Gang	Description	Cat. No.	Color
Mid-Size			
1-Gang	Screwless	<input type="checkbox"/> PJS26	A, B, BK, GY, LA, V, W
2-Gang	Screwless	<input type="checkbox"/> PJS262	A, B, BK, GY, LA, V, W
3-Gang	Screwless	<input type="checkbox"/> PJS263	A, BK, LA, V, W
4-Gang	Screwless	<input type="checkbox"/> PJS264	A, BK, LA, V, W
5-Gang	Screwless	<input type="checkbox"/> PJS265	A, BK, LA, V, W
6-Gang	Screwless	<input type="checkbox"/> PJS266	A, BK, LA, V, W
1-Gang	Polycarbonate	<input type="checkbox"/> PJ26	A, B, BK, BL, GY, LA, RD, V, W
2-Gang	Polycarbonate	<input type="checkbox"/> PJ262	A, B, BK, BL, GY, LA, RN, RD, V, W
3-Gang	Polycarbonate	<input type="checkbox"/> PJ263	A, B, BK, GY, LA, V, W
4-Gang	Polycarbonate	<input type="checkbox"/> PJ264	A, B, BK, GY, LA, V, W
5-Gang	Polycarbonate	<input type="checkbox"/> PJ265	A, B, BK, GY, LA, V, W
6-Gang	Polycarbonate	<input type="checkbox"/> PJ266	A, B, BK, GY, LA, V, W
1-Gang	Thermoset	<input type="checkbox"/> 2051	A, B, LA, V, W
2-Gang	Thermoset	<input type="checkbox"/> 2052	A, LA, V, W
3-Gang	Thermoset	<input type="checkbox"/> 2063	A, LA, V, W
4-Gang	Thermoset	<input type="checkbox"/> 2064	A, LA, V, W
1-Gang	Stainless Steel	<input type="checkbox"/> 93934	SS
2-Gang	Stainless Steel	<input type="checkbox"/> 93935	SS
3-Gang	Stainless Steel	<input type="checkbox"/> 93936	SS
Standard-Size			
1-Gang	Nylon	<input type="checkbox"/> 5151	A, B, BK, BL, GY, LA, RD, V, W
2-Gang	Nylon	<input type="checkbox"/> 5152	A, B, BK, GY, LA, V, W
1-Gang	Thermoset	<input type="checkbox"/> 2151	A, B, BK, GY, LA, V, W
2-Gang	Thermoset	<input type="checkbox"/> 2152	A, B, BK, GY, LA, V, W
3-Gang	Thermoset	<input type="checkbox"/> 2163	A, B, GY, LA, V, W
4-Gang	Thermoset	<input type="checkbox"/> 2164	A, B, LA, V, W
5-Gang	Thermoset	<input type="checkbox"/> 2165	A, B, LA, V, W
6-Gang	Thermoset	<input type="checkbox"/> 2166	A, B, LA, V, W
1-Gang	Stainless Steel	<input type="checkbox"/> 93401	SS
2-Gang	Stainless Steel	<input type="checkbox"/> 93402	SS
3-Gang	Stainless Steel	<input type="checkbox"/> 93403	SS
4-Gang	Stainless Steel	<input type="checkbox"/> 93404	SS
5-Gang	Stainless Steel	<input type="checkbox"/> 93405	SS
6-Gang	Stainless Steel	<input type="checkbox"/> 93406	SS
1-Gang	Brass	<input type="checkbox"/> 94401	Brass
2-Gang	Brass	<input type="checkbox"/> 94401	Brass

For ordering wallplates, include Cat. No. followed by the color code: A (Almond), B (Brown), BK (Black), BL (Blue), GY (Gray), LA (Light Almond), RD (Red), RN (Orange), SS (Stainless Steel), V (Ivory), W (White)

Regulatory

- UL 514D and cUL Listed, UL file #E33216
- Meets Federal Specification WP-455. Meets all CSA requirements, C22.2 no. 42.1
- Meets flammability requirements per UL 94, V2 rated

Screwless

- Screwless wallplates appear to float freely on the surface of the wall
- Mounting plate attaches to the wiring device and the wallplate is simply pressed into place for an easy and fast installation.
- Mid-sized to cover wall imperfections and large wallboard openings
- Virtually unbreakable polycarbonate construction

Thermoplastic

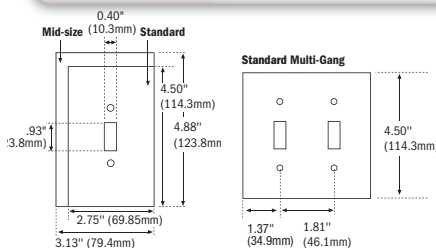
- Exclusive time-saving Screw-Catch™ feature holds mounting screws captive, simplifying installation
- Nylon wallplates are flush-fitting and warp resistant
- Polycarbonate wallplates are virtually unbreakable, with high structural rigidity, long-term form retention, and superior impact resistance
- Temperature rating: -40°C to 70°C

Traditional Screwless, Mid-Size and Standard

The Traditional Style offers timeless styling for traditional décor and a wide selection of choices to meet a range of applications.



PJS1W



Gang	Description	Cat. No.	Color
Mid-Size			
1-Gang	Screwless	□ PJS1__	A, B, BK, LA, V, W
2-Gang	Screwless	□ PJS2__	A, B, BK, LA, V, W
3-Gang	Screwless	□ PJS3__	A, LA, V, W
4-Gang	Screwless	□ PJS4__	A, LA, V, W
1-Gang	Polycarbonate	□ PJ1__	A, B, BK, BL, GY, LA, RD, V, W
2-Gang	Polycarbonate	□ PJ2__	A, B, BK, BL, GY, LA, RD, V, W
3-Gang	Polycarbonate	□ PJ3__	A, B, BK, BL, GY, LA, RD, V, W
4-Gang	Polycarbonate	□ PJ4__	A, B, BK, GY, LA, V, W
5-Gang	Polycarbonate	□ PJ5__	A, B, BK, GY, LA, V, W
6-Gang	Polycarbonate	□ PJ6__	A, B, BK, GY, LA, V, W
1-Gang	Thermoset	□ 2034__	A, B, LA, V, W
2-Gang	Thermoset	□ 2039__	A, B, LA, V, W
3-Gang	Thermoset	□ 2041__	A, B, LA, V, W
4-Gang	Thermoset	□ 2054__	A, LA, V, W
1-Gang	Stainless Steel	□ 93971__	SS
2-Gang	Stainless Steel	□ 93972__	SS
3-Gang	Stainless Steel	□ 93973__	SS
Standard-Size			
1-Gang	Nylon	□ 5134__	A, B, BK, GY, LA, RD, V, W
2-Gang	Nylon	□ 5139__	A, B, BK, GY, LA, RD, V, W
3-Gang	Nylon	□ 5141__	A, B, BK, GY, LA, V, W
4-Gang	Nylon	□ 5154__	A, B, BK, GY, LA, V, W
1-Gang	Thermoset	□ 2134__	A, B, BK, GY, LA, V, W
2-Gang	Thermoset	□ 2139__	A, B, BK, GY, LA, V, W
3-Gang	Thermoset	□ 2141__	A, B, GY, LA, V, W
4-Gang	Thermoset	□ 2154__	A, B, LA, V, W
5-Gang	Thermoset	□ 2155__	A, B, LA, V, W
6-Gang	Thermoset	□ 2156__	A, B, LA, V, W
1-Gang	Stainless Steel	□ 93071__	SS
2-Gang	Stainless Steel	□ 93072__	SS
3-Gang	Stainless Steel	□ 93073__	SS
4-Gang	Stainless Steel	□ 93074__	SS
5-Gang	Stainless Steel	□ 93075__	SS
6-Gang	Stainless Steel	□ 93076__	SS
1-Gang	Brass	□ 94071__	Brass
2-Gang	Brass	□ 94072__	Brass
3-Gang	Brass	□ 94073__	Brass

For ordering wallplates, include Cat. No. followed by the color code: A (Almond), B (Brown), BK (Black), BL (Blue), GY (Gray), LA (Light Almond), RD (Red), RN (Orange), SS (Stainless Steel), V (Ivory), W (White)

Thermoset

- Extensive line of non-flammable thermoset plates provides flush-fitting, warp-resistant performance
- Temperature rating: -40°C to 65°C

Stainless Steel

- Superior non-corrosive and non-magnetic properties for applications needing protection from those elements
- Horizontally satin-brushed surface finish resists finger prints

Solid Brass

- Strong, corrosion-resistant and coated with transparent lacquer to resist premature oxidation
- Horizontally satin-brushed surface finish resists finger prints

Lighting Control Basics

Matching the Dimmer to the Load

A large selection of lighting sources are available in today's lighting environment. These sources have specific individual characteristics which require mating a particular dimmer for each load type (source). For proper use it is important to pick a dimmer that is designed and UL tested for that specific lighting load type.



Incandescent/Halogen

Line-voltage tungsten filament lamps, including line-voltage (120V) halogen lamps

Electrical Characteristic: Resistive

Special Requirements: Rated for cold filament inrush.



Magnetic Low-Voltage (MLV)

Magnetic transformer-supplied low-voltage lighting (6 volt, 12 volt, or 24 volt)

Electrical Characteristic: Inductive

Special Requirements: Symmetric cycles ($VDC \leq 2$), smooth turn off. Include transformer losses when calculating the load.



Electronic Low-Voltage (ELV)

Electronic (solid-state) transformer-supplied low-voltage lighting

Electrical Characteristic: Capacitive

Special Characteristic: Very smooth turn on. Neutral wire connection required.



Fluorescent (FLR)

Special dimmers are designed and UL listed to send power and control signals to each type of electronic fluorescent dimming ballast.



Light Emitting Diode (LED)

Electronic LED Driver special dimmers are designed to send power and control signals to each type of electronic LED Drive.

Special Requirements: LED light source must be properly matched to LED Driver, and LED driver must meet control spec for control type.

Fan controls



There are two styles of fan control, select the one that is right for your application:

Fully variable

- fully variable fan speed
- used for controlling one or more ceiling fan(s) or exhaust fan(s)

Quiet 3-speed

- three speeds plus off
- will not cause fan motor hum
- used for controlling one ceiling fan only


Consult with Cooper Wiring Devices for driver compatibility.
www.cooperwiringdevices.com.

Single-Pole



Single-Pole dimmers provide control from one location.

3-Way/4-Way



3-Way dimmers adjust the light level from one location. When used with 3-Way and 4-Way switches, the lights can be turned on to the dimmer level or off from many locations.

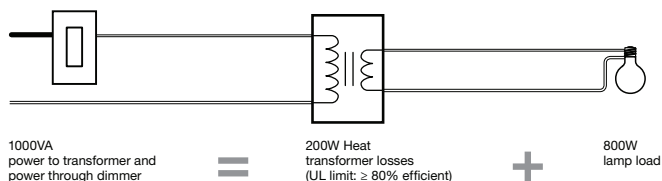
Multi-location



Multi-location dimmers can be used with dimmers for full dimming control of the lights from two or more locations.

Magnetic Low-Voltage dimmer ratings

The stated VA (volt-ampere) rating is the rated capacity of the dimmer which includes the magnetic transformer heat losses and the lamp load. A CORE SAVANT dimmer UL listed for 1000VA can be loaded with a full 1000VA of lamp load. A transformer dissipates up to 20% of the connected load as heat. Better transformers dissipate less than 10% as heat. Added together, the lamp load and the transformer loss determine the dimmer capacity required. See the example below.



Electronic Low-Voltage dimmer ratings

Electronic Low-Voltage transformers do dissipate some heat. These inefficiencies are small enough to be accounted for in the dimmer rating. A CORE dimmer UL listed for 600W can be loaded with a full 600W of lamp load. If ganged with other dimmers, standard derating rules apply.

Heat Dissipation

During normal operation, dimmers will get warm to the touch. Wallbox dimmer efficiency is typically around 99%; the remaining 1% is dissipated as heat. Therefore, a 600W load on a 600W dimmer would produce around 6 watts of heat. Operating on its rated load, CORE dimmers will stay below the UL limits of 140° F (60° C). Use screwless wallplates to avoid contact with metal screws that may feel warm to the touch.

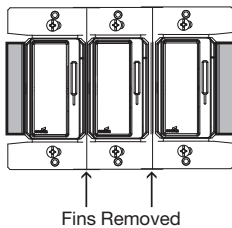
Compact Fluorescent Lamp (CFL)

Line voltage fluorescent lamps designed to replace traditional incandescent lamps. Dimmable CFLs can be used with traditional dimmers, but for maximum performance, use CFL-rated dimmers. Never use a dimmer with a non-dimmable CFL.

Ganging and Derating Dimmers

A typical dimmer is wider than a switch. This increased size helps the dimmer dissipate internal heat which is normal to operation.

Dimmers can be ganged together such that the space is the same as for switches. A portion of the fins (heat sink) must be removed. The fins are grooved to make the removal of fins easy with a pair of pliers. the removal of these fins reduces the wattage capacity (load) the dimmer can control. Derating information is provided in the "CORE Derating Chart". The dimmer can be loaded with the full derated capacity indicated.



CORE Derating Chart

	Single-gang	Double-gang	Triple-gang or more
TRACE			
Incandescent	600W	600W	600W
Incandescent	1000W	900W	800W
Fully Variable Fan	5A	5A	5A
REACT			
Incandescent	600W	600W	600W
Incandescent	1000W	900W	800W
Dual 4-speed/Dimmer	2.5A / 300W	2.5A / 300W	2.5A / 300W
Dual 4-speed/Dimmer	1.5A / 300W	1.5A / 300W	1.5A / 300W
3-speed Fan	1.5A	1.5A	1.5A
Fully Variable Fan	5A	5A	5A
Architectural Rotary			
Incandescent	1000W	800W	700W
Incandescent	1500W	1300W	1000W
Incandescent	2000W	1800W	1500W
SKYE			
Incandescent	600W	500W	500W
Incandescent	1000W	850W	650W
Magnetic Low-Voltage	600VA	500VA	500VA
Magnetic Low-Voltage	1000VA	850VA	650VA
Fluorescent	8.3A	6.6A	5.4A
LED/CFL	300W	300W	300W
Dual 3-speed/Dimmer	1.5A / 300W	1.5A / 300W	1.5A / 300W
3-speed Fan	1.5A	1.5A	1.5A
Fully Variable Fan	5A	5A	5A
DEVINE			
Incandescent	600W	500W	500W
Incandescent	1000W	800W	650W
Magnetic Low-Voltage	600VA	500VA	500VA
Magnetic Low-Voltage	1000VA	800VA	650VA
Electronic Low-Voltage	600VA	600VA	600VA
Fluorescent	8.3A	6.6A	5.4A
LED/CFL	300W	300W	300W
3-speed Fan	1.5A	1.5A	1.5A
ACCELL			
Incandescent	1000W	800W	800W
Magnetic Low-Voltage	1000VA	800VA	800VA
Fluorescent	8.3A	6.6A	6.6A
ASPIRE Slide			
Incandescent	600W	600W	600W
Incandescent	1000W	900W	800W
Magnetic Low-Voltage	600VA	600VA	600VA
Magnetic Low-Voltage	1000VA	900VA	800VA
Electronic Low-Voltage	600VA	600VA	600VA
Electronic Low-Voltage	1000VA	900VA	800VA
Fluorescent	8.3A	6.6A	5.4A
LED/CFL	300W	300W	300W
3-speed Fan	1.5A	1.5A	1.5A
Fully Variable Fan	5A	5A	5A
ASPIRE			
Incandescent	600W	600W	500W
Incandescent	1000W	800W	700W
Magnetic Low-Voltage	600VA	600VA	500VA
Magnetic Low-Voltage	1000VA	800VA	700VA
Electronic Low-Voltage	600VA	600VA	500VA
Electronic Low-Voltage	1000VA	800VA	700VA
Fluorescent	8.3A	6.6A	6.6A
ASPIRE RF			
Incandescent	600W	600W	600W
Incandescent	1000W	800W	800W
Incandescent (No Neutral)	600W	600W	600W
Incandescent (No Neutral)	1000W	800W	800W
Magnetic Low-Voltage	600VA	600VA	600VA
Magnetic Low-Voltage	1000VA	800VA	800VA
Electronic Low-Voltage	600VA	600VA	600VA
Electronic Low-Voltage	1000VA	800VA	800VA
Fluorescent	1000VA	800VA	800VA
SAVANT (Dimmer version only)			
Incandescent	600W	600W	600W
Magnetic Low-Voltage	600VA	600VA	600VA

Performance Specifications

SOLID STATE DIMMING

Semiconductor device (triac or FET) turns the lights on and off 120 times per second – saving electricity and extending bulb life while providing a steady, flicker-free illumination.



The benefits:

- Save energy as you dim, reduce your utility costs
- Extend lamp life by running the lamps cooler; reduce the number of lamps you buy, install and discard
- Dimmer handles full rated wattage capacity

Recommended submittal specification:

Controls shall be solid state, UL listed specifically for each required load, and capable of dimming full rated wattage capacity.

VOLTAGE COMPENSATION

Special circuitry that maintains the power delivered to the fluorescent lamp in the event of line-voltage variations.



The benefit:

- Flicker free dimming through voltage variations caused by elevators, chiller pumps, building load changes or power grid fluctuations

Recommended submittal specification:

Fluorescent dimmer shall include voltage compensation to stabilize light output from variations in the AC line-voltage. Dimmers in which the light output is not held constant with varying AC line-voltage shall not be acceptable.

LIGHTNING STRIKE SURGE PROTECTION

Special circuitry protects the electronics from surges up to 6000 volts and 200 amps.



The benefit:

- Protect your dimmer from power surges during a storm or from power surges generated within the building

Recommended submittal specification:

Controls shall meet ANSI/IEEE Std. C62.41-1980, tested to withstand voltage surges of up to 6000 V and current surges of up to 200A without damage.

ELECTROSTATIC DISCHARGE PROTECTION

Designed to withstand the static discharges (static shocks) common in a dry climate.



The benefit:

- Protect the electronics within your dimmer from static discharge

Recommended submittal specification:

Control shall not be susceptible to damage or loss of memory due to 16kVolt static discharges.

SQUARE LAW DIMMING

Dimmer output (lighting level) follows the square law power curve.



The benefits:

- Slider position matches the user's perceived light level
- No "dead spots" at top or bottom of the slider travel

Recommended submittal specification:

Dimmer slider position shall indicate perceived light level, using the square law power curve in the IESNA Lighting Handbook.

SMOOTH AND CONTINUOUS DIMMING

Smooth and continuous lighting control across the dimming range.



The benefit:

- Flicker-free continuous lighting control

Recommended submittal specification:

Dimmers shall provide smooth and continuously variable control of light intensity.

AIR-GAP SWITCH

Visible and front accessible mechanism activates a positive air-gap switch to completely disconnect power from the load for service.



The benefit:

- Creates a safe condition for changing lamps with no leakage current to the fixture

Recommended submittal specification:

All wall-mounted controls shall have a visible and accessible mechanical air-gap switch to totally disconnect power from the load so that no leakage current shall be present at the fixture(s), from all locations.

POWER-FAILURE MEMORY

Lights always return to the previous state when power is restored.



The benefits:

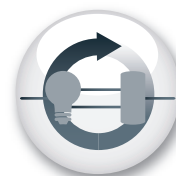
- Minimizes the inconvenience of power service interruptions
- Keep building lights as you left them when you go away
- Safety feature – will not default to "off"

Recommended submittal specification:

Controls shall incorporate power-failure memory. Should power be interrupted (for up to 10 years) and subsequently returned, the lights will come back on to the same levels set prior to the power interruption. Restoration to "off" or to some other default level is not acceptable.

LOAD-SIDE OR LINE-SIDE

Wire the dimmer into either 3-Way switch location.



The benefits:

- Select dimmer location independent of the wiring
- Swap dimmer/switch location at any time
- Simple to retrofit a switch with a dimmer

Recommended submittal specification:

Dimmer shall be capable of operating in either 3-Way switch location.

PRECISE COLOR CONSISTENCY

Color variations are monitored to ensure that all visible plastic parts have a consistent color.



The benefits:

- All CORE dimmers, switches, receptacles, and wallplates match across the family
- New dimmers can be added to an existing location with precise color matching

Recommended submittal specification:

To ensure a precise color match between all plastic parts, color variation of any control shall not exceed a ΔE of 1.0, as defined in ASTM E 308-99.

UV STABLE COLOR

Visible plastic parts do not fade or yellow with prolonged exposure to sunlight.



The benefits:

- Durable plastic maintains quality color throughout the product life
- New dimmers can be added to an existing location with precise color matching

Recommended submittal specification:

To ensure colors do not fade or yellow, visible parts of controls or wallplates shall exhibit ultraviolet stability as defined in ASTM D4674-89.

Specification Information

Rotary, Toggle and Slide Dimmers

	Product Family	TRACE Toggle Dimmer	REACT Rotary Dimmer	SKYE Full-Slide Dimmer	DEVINE Slide Dimmer	ASPIRE Slide Dimmer
	Catalog Numbers	TI061, TI061L, TI3101, TI3101L	RI061, RI06P, RI06PL, RI101, RFS15, RFS5, RDC15, RDC25	SI061, SI06P, SI10P, SF8AP, SFS15P, SFS5, SFS5P, SDC15, SLC03P, SEL06P	DI06P, DI10P, DE06P, DF8AP, DFS15P, DLC03P, DEL06P	9530, 9531, 9532, 9533, 9538, 9539, 9540, 9541, 9543, 9544, 9568, 9570, 9575
Testing & Code Compliance	Regulatory Listings	cULus 6B28 UL1472/UL1917 NOM ANSI	cULus 6B28 UL1472/UL1917 NOM ANSI	cULus 6B28 UL1472 NOM ANSI	cULus 6B28 UL1472 NOM ANSI	cULus 6B28 UL 1472/UL1917 NOM ANSI
Specification: Environmental	Flammability	Flammability meets UL 94 requirements V2 rated	Flammability meets UL 94 requirements V2 rated	Flammability meets UL 94 requirements V2 rated	Flammability meets UL 94 requirements V2 rated	Flammability meets UL 94 requirements V2 rated
	Temperature Rating	Temperature rating: 32°F to 104°F (0°C to 40°C)	Temperature rating 32°F to 104°F (0°C to 40°C)	Temperature rating 32° F to 104°F (0°C to 40°C)	Temperature rating 32° F to 104°F (0°C to 40°C)	Temperature rating 32°F to 104°F (0°C to 40°C)
Specification: Electrical	Rating	120V/AC 60Hz	120V/AC 60Hz	120V/AC or 277V/AC @ 60Hz	120V/AC or 277V/AC @ 60Hz	120V/AC or 277V/AC @ 60Hz
	Light Intensity Control	Full-range, continuously variable dimming	Full-range, continuously variable dimming	Full-range, continuously variable dimming	Full-range, continuously variable dimming	Full-range, continuously variable dimming
	Dimming Performance	Smooth and continuous Square Law Dimming Curve	Smooth and continuous Square Law Dimming Curve	Smooth and continuous Square Law Dimming Curve	Smooth and continuous Square Law Dimming Curve	Smooth and continuous Square Law Dimming Curve
	Surge Protection	Meets ANSI/IEEE Std. C62.41-1980, tested to withstand voltage surges up to 6000V and current surges of up to 200A without damage	Meets ANSI/IEEE Std. C62.41-1980, tested to withstand voltage surges up to 6000V and current surges of up to 200A without damage	Meets ANSI/IEEE Std. C62.41-1980, tested to withstand voltage surges up to 6000V and current surges of up to 200A without damage	Meets ANSI/IEEE Std. C62.41-1980, tested to withstand voltage surges up to 6000V and current surges of up to 200A without damage	Meets ANSI/IEEE Std. C62.41-1980, tested to withstand voltage surges up to 6000V and current surges of up to 200A without damage
	Radio Frequency Interference	Designed to reduce interference with radio, audio and video equipment	Designed to reduce interference with radio, audio and video equipment	Designed to reduce interference with radio, audio and video equipment	Designed to reduce interference with radio, audio and video equipment	Designed to reduce interference with radio, audio and video equipment
	Power-failure Memory	Light or fan returns to same level prior to power interruption	Light or fan returns to same level prior to power interruption	Light or fan returns to same level prior to power interruption	Light or fan returns to same level prior to power interruption	Light or fan returns to same level prior to power interruption
	Lamp Ratings	Incandescent, Halogen	Incandescent, Halogen	Incandescent, Halogen, Magnetic Low-Voltage, Electronic Low-Voltage, Fluorescent, CFL, LED	Incandescent, Halogen, Magnetic Low-Voltage, Electronic Low-Voltage, Fluorescent, CFL, LED	Incandescent, Halogen, Magnetic Low-Voltage, Electronic Low-Voltage, Fluorescent, CFL, LED
Specification: Mechanical	Termination	Wireleads 16 AWG	Wireleads 16 AWG	Side wire / Push Wire	Side wire / Push Wire	Side wire / Push Wire
	Wiring Types	Single-Pole & 3-Way	Single-Pole & 3-Way	Single-Pole & 3-Way	Single-Pole & 3-Way	Single-Pole & 3-Way
	LED Indicators	—	—	Load Status Indicator	—	—
Material Specification	Top Housing	Polycarbonate	Polycarbonate	Polycarbonate	Polycarbonate	Polycarbonate
	Bottom Housing	Polycarbonate	Polycarbonate	Polycarbonate	Polycarbonate	Polycarbonate
	Strap	Aluminum	Aluminum	Aluminum	Aluminum	Aluminum
	Form Factor	Traditional	Traditional	Decorator	Decorator	Decorator
	Finish	Gloss	Gloss	Gloss	Gloss	Two-tone: Gloss and Matte

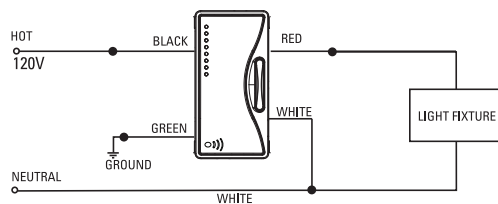
Smart Dimmers and Sensors

	Product Family	ACCELL Smart Dimmer	ASPIRE Smart Dimmer	ASPIRE RF Wireless Smart Dimmer	SAVANT LT Occupancy / Vacancy Sensors	SAVANT Occupancy / Vacancy Sensors
	Catalog Numbers	AIM10, AF10, ARD	9534, 9535, 9536, 9537, 9542, 9568	RF9534, RF9534-N, RF9535-N, RF9536, RF9536-N, RF9537-N, RF9542, RF9542-Z	OS306U, VS306U	OS310U, OS310R, VS310U, VS310R, OS106D1*, VS106D1*
Testing & Code Compliance	Regulatory Listings	cULus 6B28 UL 1472 NOM ANSI	cULus 6B28 UL 1472 NOM ANSI	cULus 6B28 UL 1472 NOM ANSI FCC PART 15, CLASS B Z-Wave Certified	cULus 38DS UL244A ANSI California Title 24 Compliant	cULus 38DS UL 244A/UL1472 (dimmers) NOM ANSI Vacancy Sensors California Title 24 Compliant
Specification: Environmental	Flammability	Flammability meets UL 94 requirements V2 rated	Flammability meets UL 94 requirements V2 rated	Flammability meets UL 94 requirements V2 rated	Flammability meets UL 94 requirements V2 rated	Flammability meets UL 94 requirements V2 rated
	Temperature Rating	Temperature rating 32°F to 104°F (0°C to 40°C)	Temperature rating: 32°F to 104°F (0°C to 40°C)	Temperature rating: 32°F to 104°F (0°C to 40°C)	Temperature rating: 32°F to 104°F (0°C to 40°C)	Temperature rating: 32°F to 104°F (0°C to 40°C)
Specification: Electrical	Rating	120V/AC 60Hz	120V/AC 60Hz	120V/AC 60Hz	120V/AC 60Hz, 1/6 HP	120V/AC 60Hz, 1/2 HP (except dimmers: 1/6 HP)
	Light Intensity Control	Full-range, continuously variable dimming	Full-range, continuously variable dimming	Full-range, continuously variable dimming	N/A	Full-range, continuously variable dimming
	Dimming Performance	Smooth and continuous Square Law Dimming Curve	Smooth and continuous Square Law Dimming Curve	Smooth and continuous Square Law Dimming Curve	N/A	Smooth and continuous Square Law Dimming Curve
	Surge Protection	Meets ANSI/IEEE Std. C62.41-1980, tested to withstand voltage surges up to 6000V and current surges of up to 200A without damage	Meets ANSI/IEEE Std. C62.41-1980, tested to withstand voltage surges up to 6000V and current surges of up to 200A without damage	Meets ANSI/IEEE Std. C62.41-1980, tested to withstand voltage surges up to 6000V and current surges of up to 200A without damage	—	Meets ANSI/IEEE Std. C62.41-1980, tested to withstand voltage surges up to 6000V and current surges of up to 200A without damage
	Radio Frequency Interference	Designed to reduce interference with radio, audio and video equipment	Designed to reduce interference with radio, audio and video equipment	Designed to reduce interference with radio, audio and video equipment	N/A	Designed to reduce interference with radio, audio and video equipment
	Power-failure Memory	Light returns to same level prior to power interruption	Light returns to same level prior to power interruption	Light returns to same level prior to power interruption	Light returns to same level prior to power interruption	Light returns to same level prior to power interruption
	Lamp Ratings	Incandescent, Halogen, Magnetic Low-Voltage, Fluorescent	Incandescent, Halogen, Magnetic Low-Voltage, Fluorescent	Incandescent, Halogen, Magnetic Low-Voltage, Fluorescent	Incandescent, Halogen, Fluorescent, LED, CFL, MLV, ELV	SWITCH: Incandescent, Halogen, Magnetic Low-Voltage, Electronic Low-Voltage, Fluorescent, Compact Fluorescent, LED DIMMER: Incandescent, Halogen, Magnetic Low-Voltage
Specification: Mechanical	Termination	6" Pre-stripped wireleads 600W - #16 AWG 1000W - #14 AWG	6" Pre-stripped wire leads 600W - #16 AWG 1000W - #14 AWG	6" Pre-stripped wire leads 600W - #16 AWG 1000W - #14 AWG	6" Pre-stripped wire leads, #16 AWG	6" Pre-stripped wire leads 600W - #16 AWG 1000W - #14 AWG
	Wiring Types	Single-Pole and Multi-location	Single-Pole and Multi-location	Single-Pole and Multi-location	Single-Pole & 3-Way	Single-Pole & 3-Way
	LED Indicators	Load Status Indicator, Light Level & Locator	Load Status Indicator, Light Level & Locator	Load Status Indicator, Light Level & Locator	Status	Load Status Indicator, Light Level & Locator
	Air-gap Switch	Meets UL 20 and UL1472 for inclusion of visible, accessible air-gap off switch	Meets UL 20 and UL1472 for inclusion of visible, accessible air-gap off switch	Meets UL 20 and UL1472 for inclusion of visible, accessible air-gap off switch	N/A	Meets UL 20 and UL1472 for inclusion of visible, accessible air-gap off switch
Material Specification	Top Housing	Polycarbonate	Polycarbonate	Polycarbonate	Polycarbonate	Polycarbonate
	Bottom Housing	Polycarbonate	Polycarbonate	Polycarbonate	Polycarbonate	Polycarbonate
	Strap	Aluminum	Aluminum	Aluminum	Aluminum	Aluminum
	Form Factor	Decorator	Decorator	Decorator	Decorator	Decorator
	Finish	Gloss	Gloss	Two-tone: Gloss and Matte	Gloss	Gloss

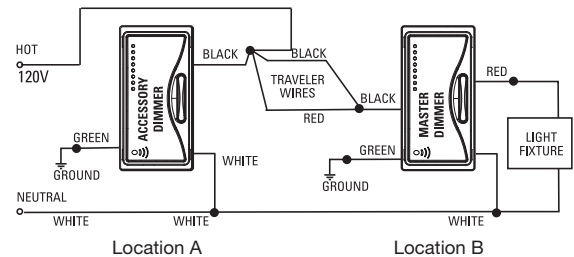
*Note: Dimming specification pertain to OS106D1 and VS106D1 sensors only.

Wiring Diagrams

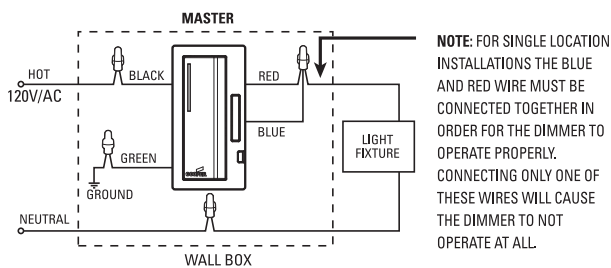
ASPIRE RF INC, MLV, ELV
Dimmer w/ Neutral Single-Pole
RF9534-N, RF9535-N, RF9536-N, RF9537-N



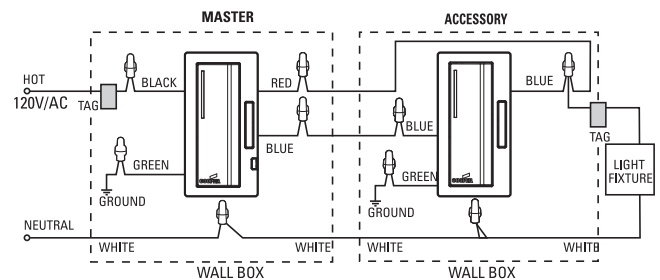
ASPIRE RF INC, MLV, ELV
Dimmer w/ Neutral Multi-location
RF9534-N, RF9535-N, RF9536-N, RF9537-N, RF9542-Z



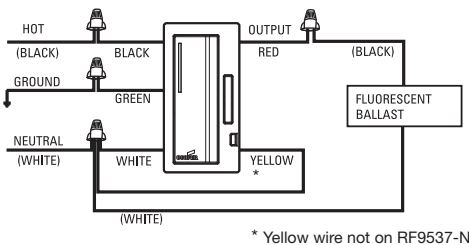
ASPIRE RF, ASPIRE, ACCELL INC, MLV, ELV
Dimmer w/out Neutral Single-Pole
RF9534, RF9542, 9534, 9535, 9536, 9537, AIM10



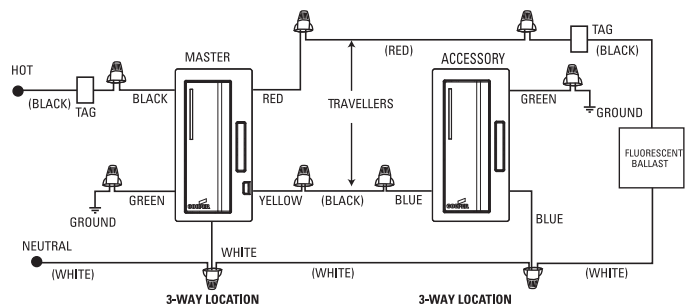
ASPIRE RF, ASPIRE, ACCELL INC, MLV, ELV
Dimmer w/out Neutral Multi-location
RF9534, RF9536, RF9542, 9534, 9535, 9536, 9537, 9542, AIM10, ARD



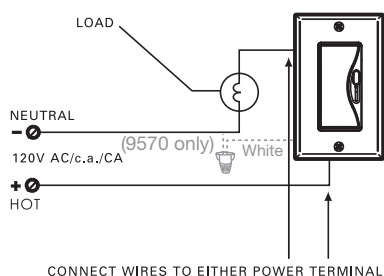
ASPIRE RF, ASPIRE, ACCELL FLR
Dimmer w/ Neutral Single-Pole
RF9537-N, 9580, AF10



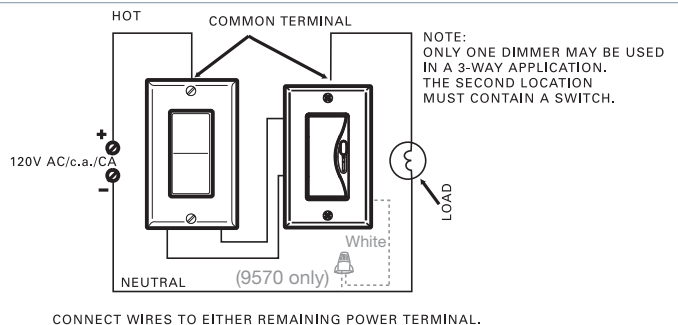
ASPIRE, ACCELL FLR
Dimmer w/ Neutral Multi-location
9580, AF10, 9542, ARD



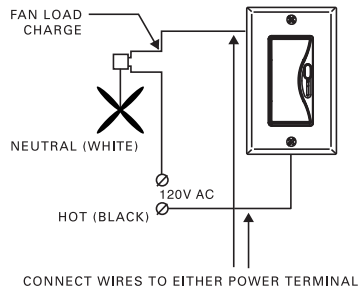
ASPIRE INC, MLV, ELV, LED, CFL
Slide Dimmer Single-Pole
9530, 9531, 9532, 9533, 9538, 9539, 9540, 9541, 9570, 9573



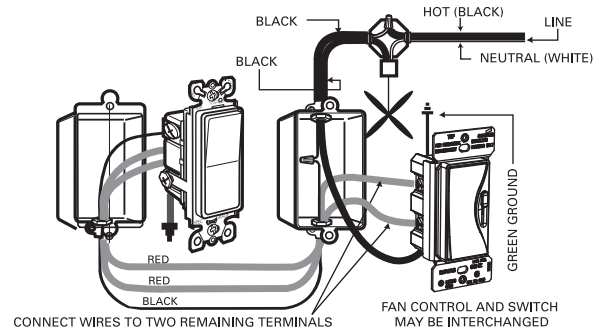
ASPIRE INC, MLV, ELV, LED, CFL
Slide Dimmer 3-Way
9530, 9531, 9532, 9533, 9538, 9539, 9540, 9541, 9570, 9573



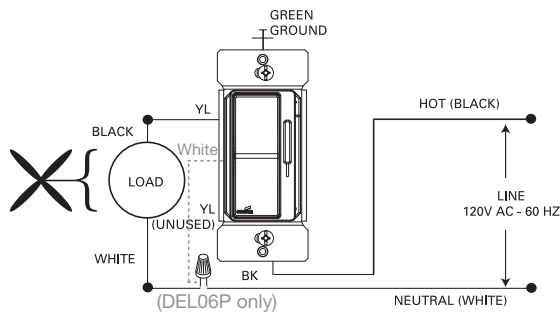
ASPIRE 3 speed & Fully Variable
Slide fan Single-Pole
9544, 9543



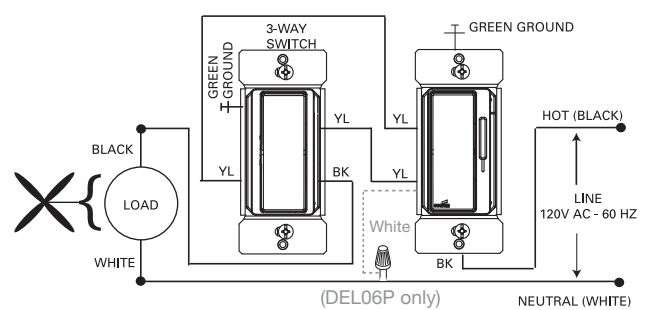
ASPIRE 3 speed & Fully Variable
Slide fan 3-Way
9544, 9543



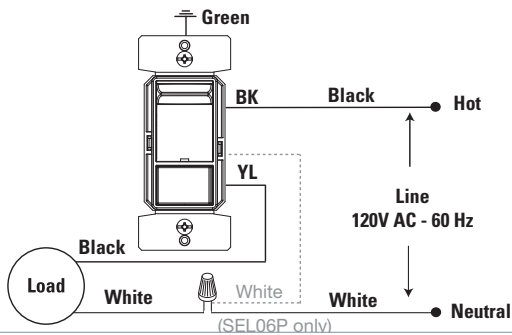
DEVINE INC, MLV, ELV, LED, CFL
Dimmer & Fan Single-Pole
DI06P, DI10P, DE06, DFS15P, DLC03P, DEL06P



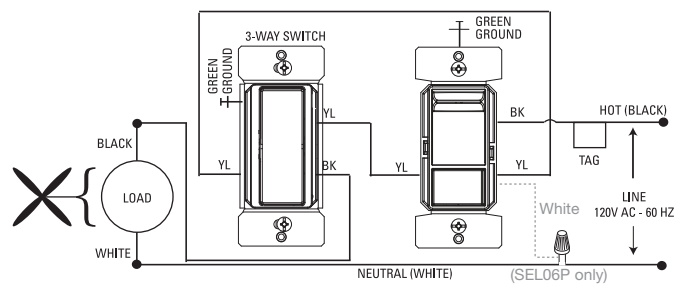
DEVINE INC, MLV, ELV, CFL, LED
Dimmer & Fan 3-Way
DI06P, DI10P, DE06, DFS15P, DLC03P, DEL06P



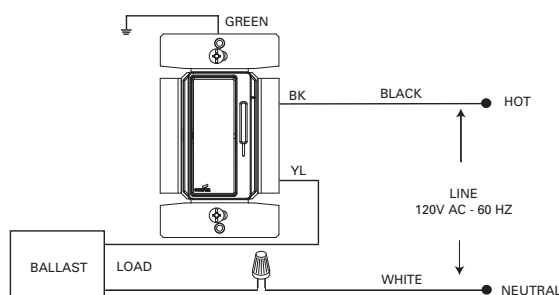
SKYE INC, MLV, ELV, LED, CFL
Dimmer & Fan Single-Pole
SI061, SI06P, SI10P, SFS15P, SFS5P, SFS5, SLC03P, SEL06P



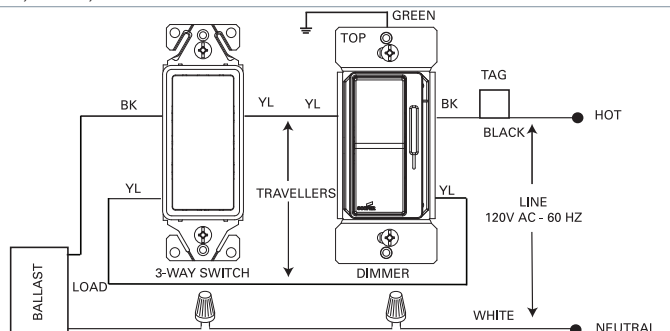
SKYE INC, MLV, ELV, LED, CFL
Dimmer & Fan 3-Way
SI06P, SI10P, SFS15P, SFS5P, SFS5, SLC03P, SEL06P



ASPIRE, DEVINE, SKYE FLR
Slide Dimmer Single-Pole
9568, DF8AP, SF8AP

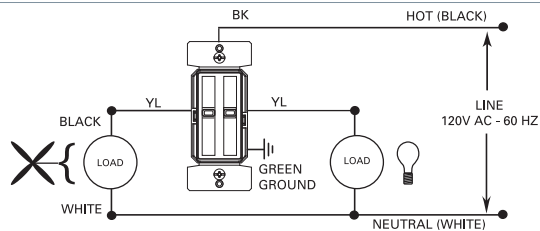


ASPIRE, DEVINE, SKYE FLR
Slide Dimmer 3-Way
9568, DF8AP, SF8AP

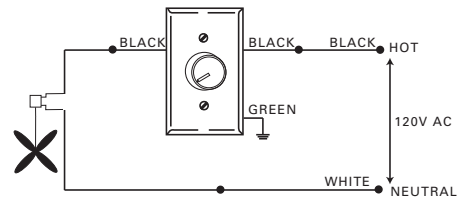


Wiring Diagrams

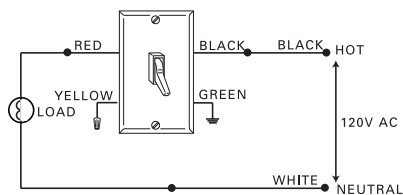
SKYE 3 speed, INC
Slide Fan/Dimmer Single-Pole
SDC15



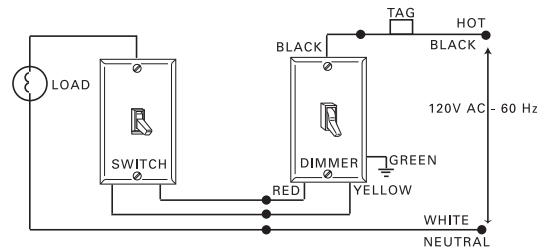
TRACE, REACT Fully Variable
Toggle & Rotary Fan Single-Pole
TFS5, RFS5, RFS15



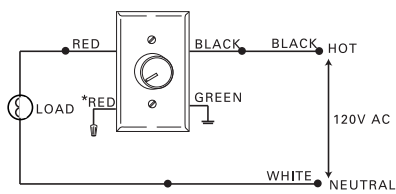
TRACE INC
Toggle Dimmer Single-Pole
TI061, TI061L, TI3101, TI3101L



TRACE INC
Toggle Dimmer 3-Way
TI061, TI061L, TI3101, TI3101L

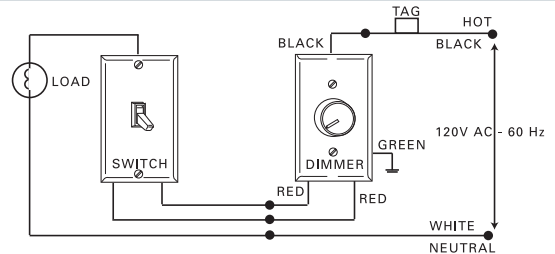


REACT INC
Rotary Dimmer Single-Pole
RI061, RI101, RI06P, RI06PL

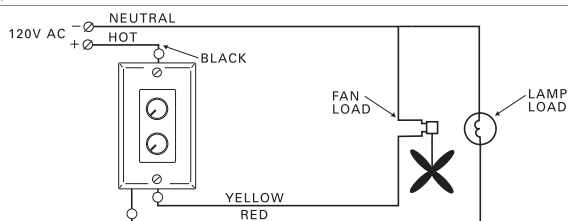


*Not required for RI061, RI101

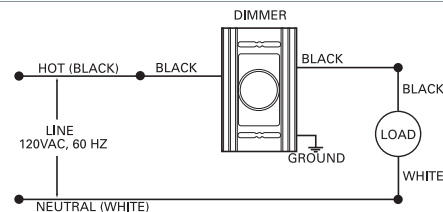
REACT INC
Rotary Dimmer 3-Way
RI06P, RI06PL



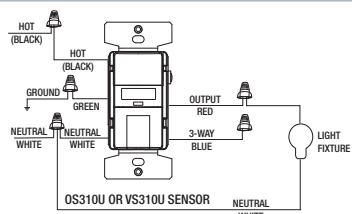
REACT 4 speed / INC & Fully Variable / INC
Rotary Fan / Dimmer Single-Pole
RDC15, RDC25



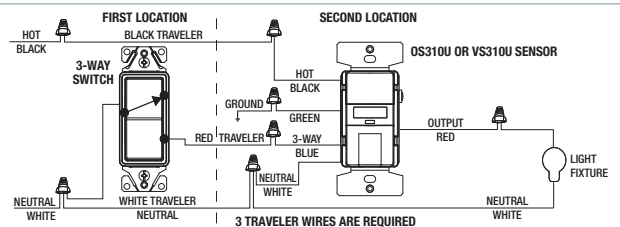
Architectural Rotary INC
Rotary Dimmer Single-Pole
RAI10, RAI15, RAI20



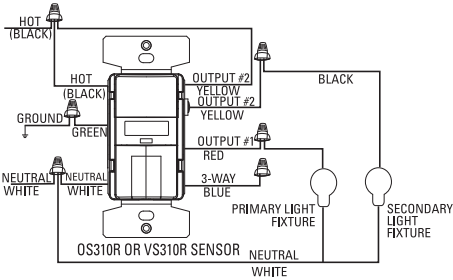
SAVANT All Load Types
Sensor Switch Single-Pole
OS310U, VS310U



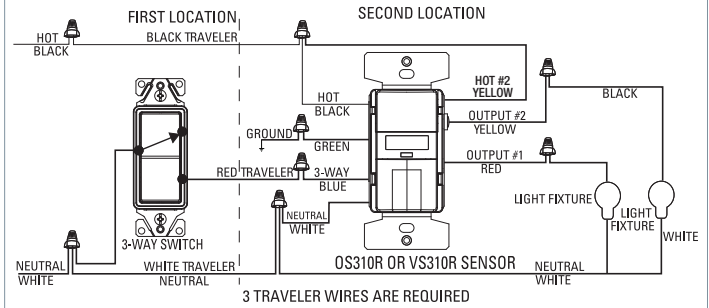
SAVANT All Load Types
Sensor Switch 3-Way
OS310U, VS310U



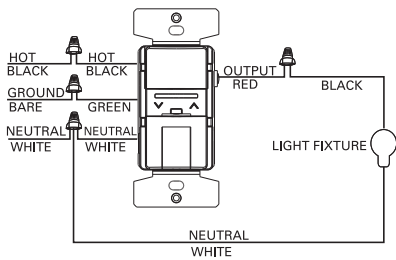
SAVANT All Load Types
Dual Switch Single-Pole
OS310R, VS310R



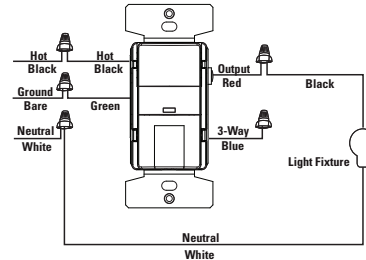
SAVANT All Load Types
Dual Switch 3-Way
OS310R, VS310R



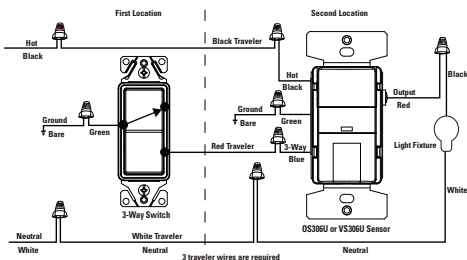
SAVANT INC, MLV
Sensor Dimmer Single-Pole
OS106D1, VS106D1



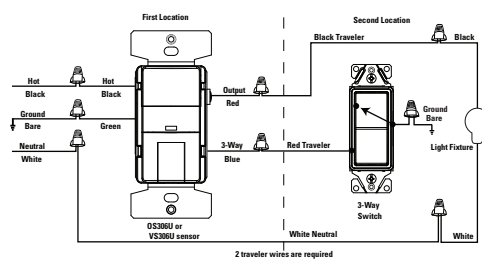
SAVANT LT INC, FLR, MLV, ELV, LED, CFL
Sensor Single-Pole
OS306U, VS306U



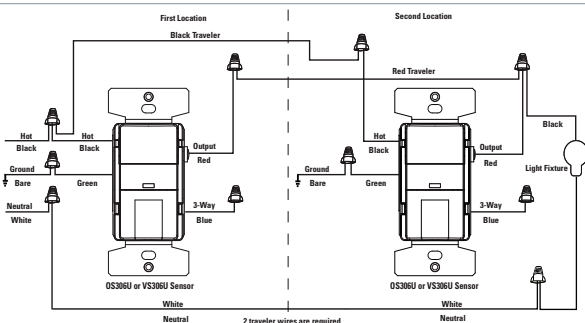
SAVANT LT INC, FLR, MLV, ELV, LED, CFL
Sensor 3-Way with switch in location with hot wire
OS306U, VS306U



SAVANT LT INC, FLR, MLV, ELV, LED, CFL
Sensor 3-Way with switch in location with hot wire
OS306U, VS306U








SAVANT LT INC, FLR, MLV, ELV, LED, CFL
Sensor 3-Way with Sensors in both locations
OS306U, VS306U





Using this paper versus standard paper produced the following environmental benefits.



Based on Environmental Defense Fund Paper Calculation		
	Number of Trees Saved	8
	Total Energy Saved – Million BTU's	5.85
	Greenhouse Gas Reduction – lbs of CO ²	764
	Gallons of Water Saved	3,508
	Solid Waste Reduction – lbs of Waste	388

Cooper Wiring Devices

United States
203 Cooper Circle
Peachtree City, GA 30269
P: 866-853-4293
F: 800-329-3055

Canada
5925 McLaughlin Road
Mississauga, Ontario, L5R 1B8
P: 800-267-1042
F: 800-761-5748

Mexico
Carr. Tlalnepantla –
Cuautitlan Km 17.8 s/n
Col. Villa Jardin esq.
Cerrada 8 de Mayo
Cuautitlan, Mexico CP 54800
P: +525558999190
F: +525526207116
www.cooperwiringdevices.com.mx

www.cooperwiringdevices.com
email: custserv@cooperwiringdevices.com • cwdmarketing@cooperindustries.com

Cooper Wiring Devices, CORE, ASPIRE, and ASPIRE RF are valuable trademarks of Cooper Industries in the U.S. and other countries. You are not permitted to use the Cooper Trademarks without the prior written consent of Cooper Industries.
©2012 Cooper Industries, plc.

Your Authorized Cooper Wiring Devices Distributor is:

Cooper US, Inc.
600 Travis, Ste. 5600
Houston, TX 77002-1001
P: 713-209-8400
www.cooperindustries.com