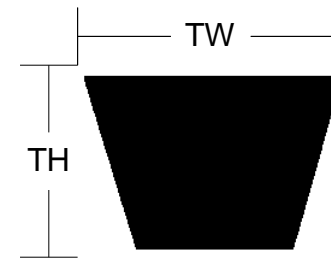


Standard Construction Features

Belt Type: Molded Notch
 Core Material: Oil & Heat Resistant (ethylene)
 Cord/Tensile: Polyester



Belt Section

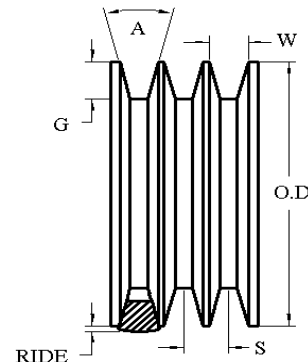
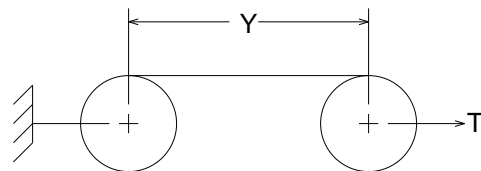
Cross Section	Datum Length (in)	TW (in)	TH (in)
BX	69.80 ± 0.70	21/32	13/32

Measuring Information

* T (lb) is per belt/rib/strand

Y (in)	T* (lb)	G min (in)	W (in)	Angle (°)	O.D. (in)	O.C. (in)	Max Ride (in)	S (in)
27.400 ± 0.350	65	0.55	0.637	34	4.775	15.000	0.10	0.75

Reference RMA IP-20-1988 for the industry standard governing this belt.



The length shall be measured by placing the belts on two sheaves of equal diameters that have been grooved in accordance with standard specifications and rotated at least three complete turns with the specified tension so that each strand receives half the total tension. The length will be that length obtained by adding the Reference Circumference of one sheave at dimension 'W' to twice the center distance (dimension 'Y').



DesignView™
 Version 1.0 -
 Belt Information Sheet

Created 23 Jun 2017 by Gates

Created for
Tri-Power - BX

Gates Product Number
9013-2068

Customer Part Number
BX68