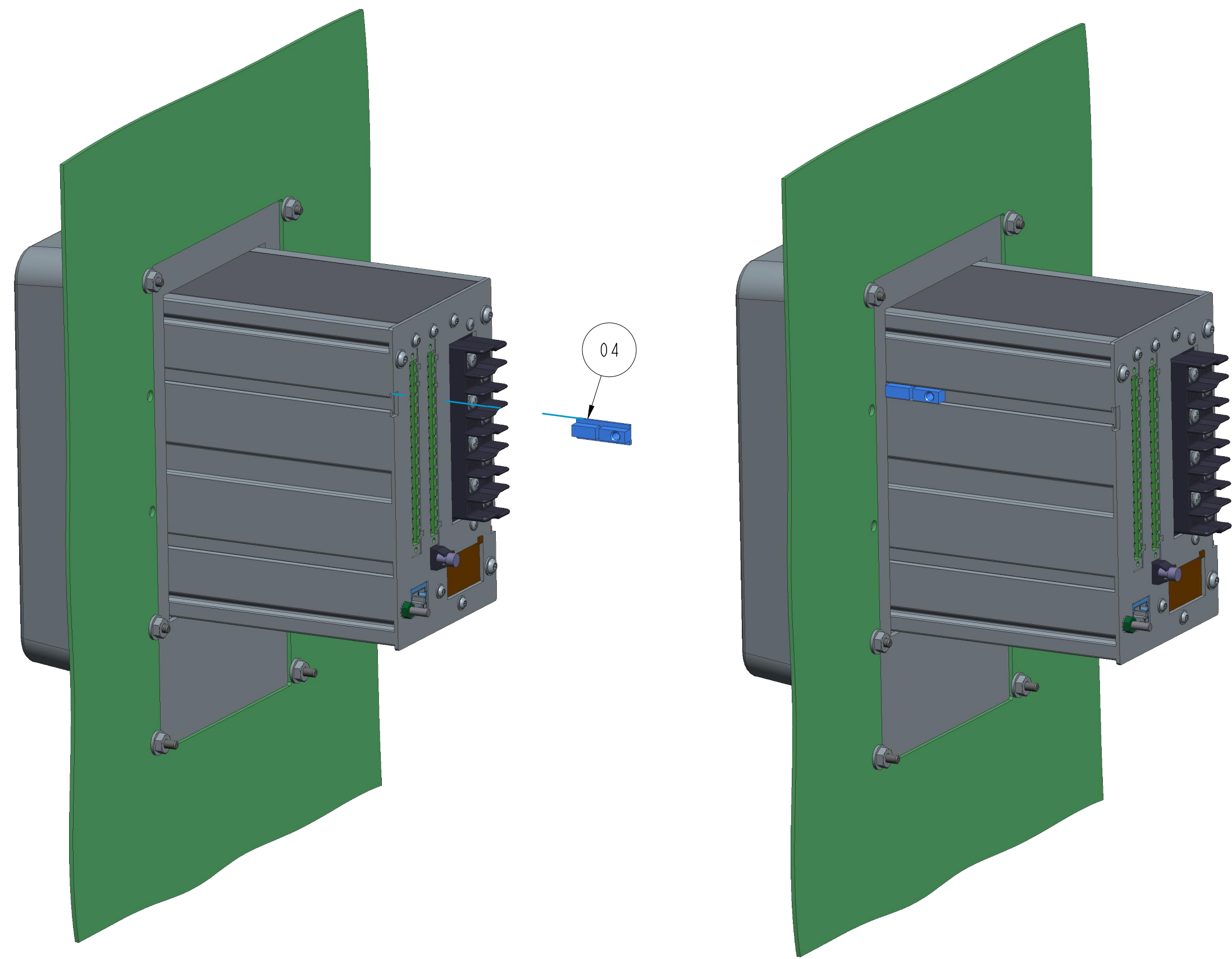
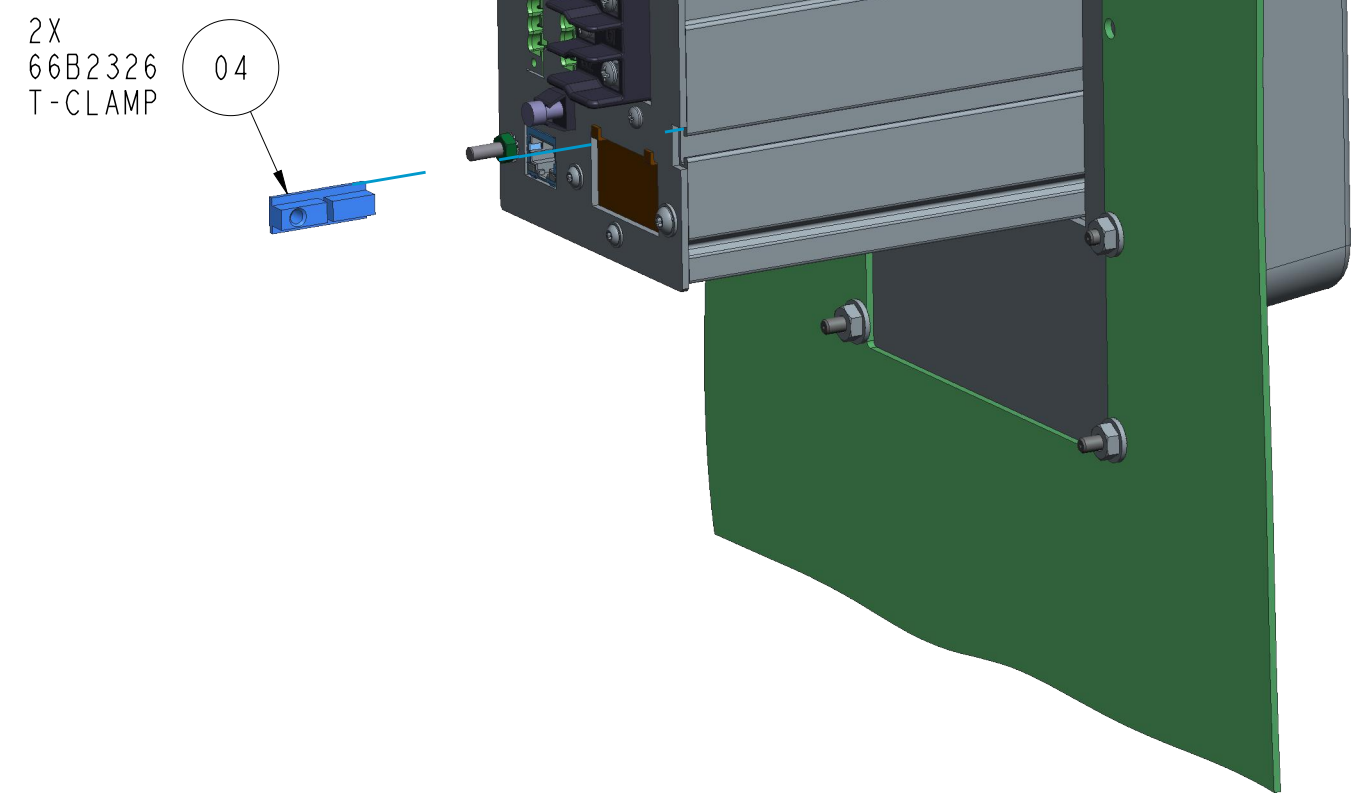


STEP 1 - MOUNT EMR-3MPO INTO EXISTING MP3000 CUTOUT

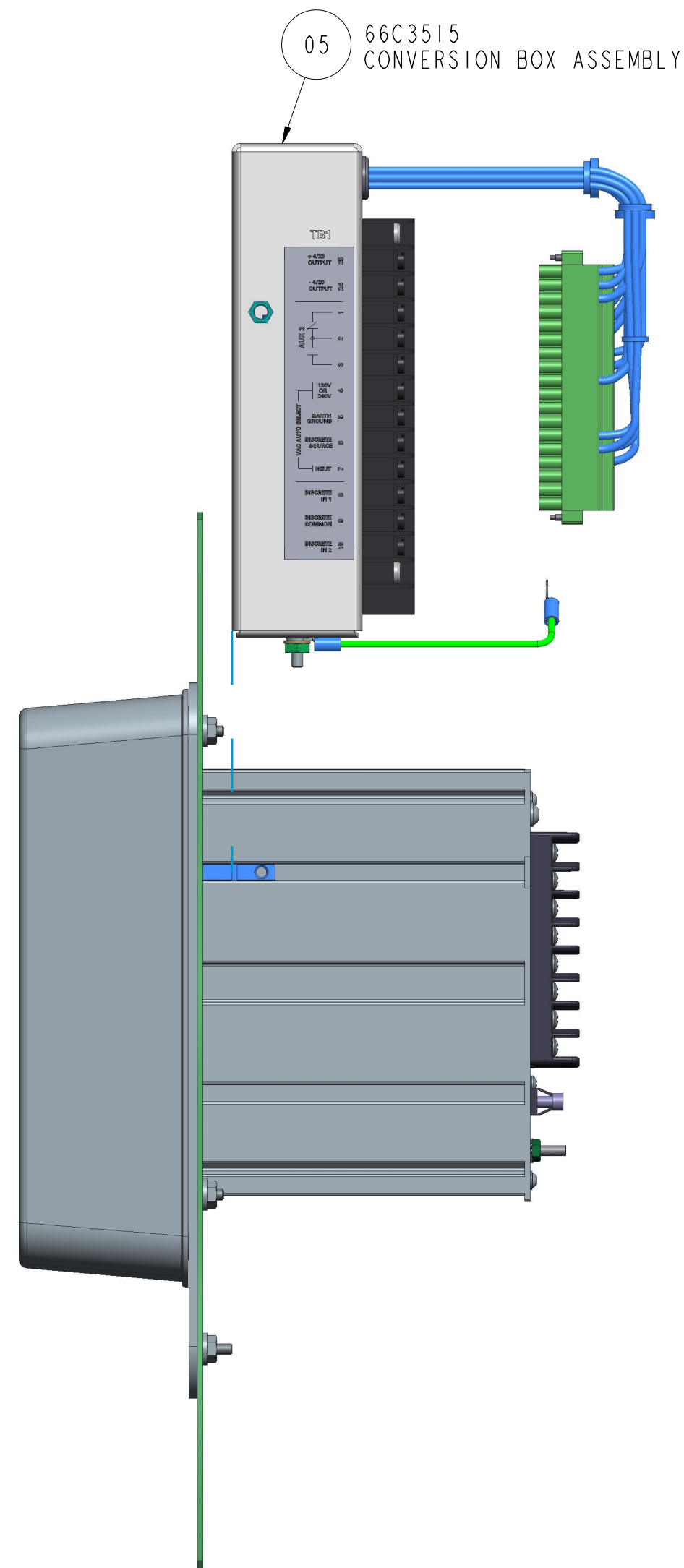


STEP 2 - SLIDE T-CLAMP INTO TOP T-SLOT TO ADAPTER PANEL SURFACE.



STEP 3 - SLIDE T-CLAMP INTO BOTTOM T-SLOT TO ADAPTER PANEL SURFACE.

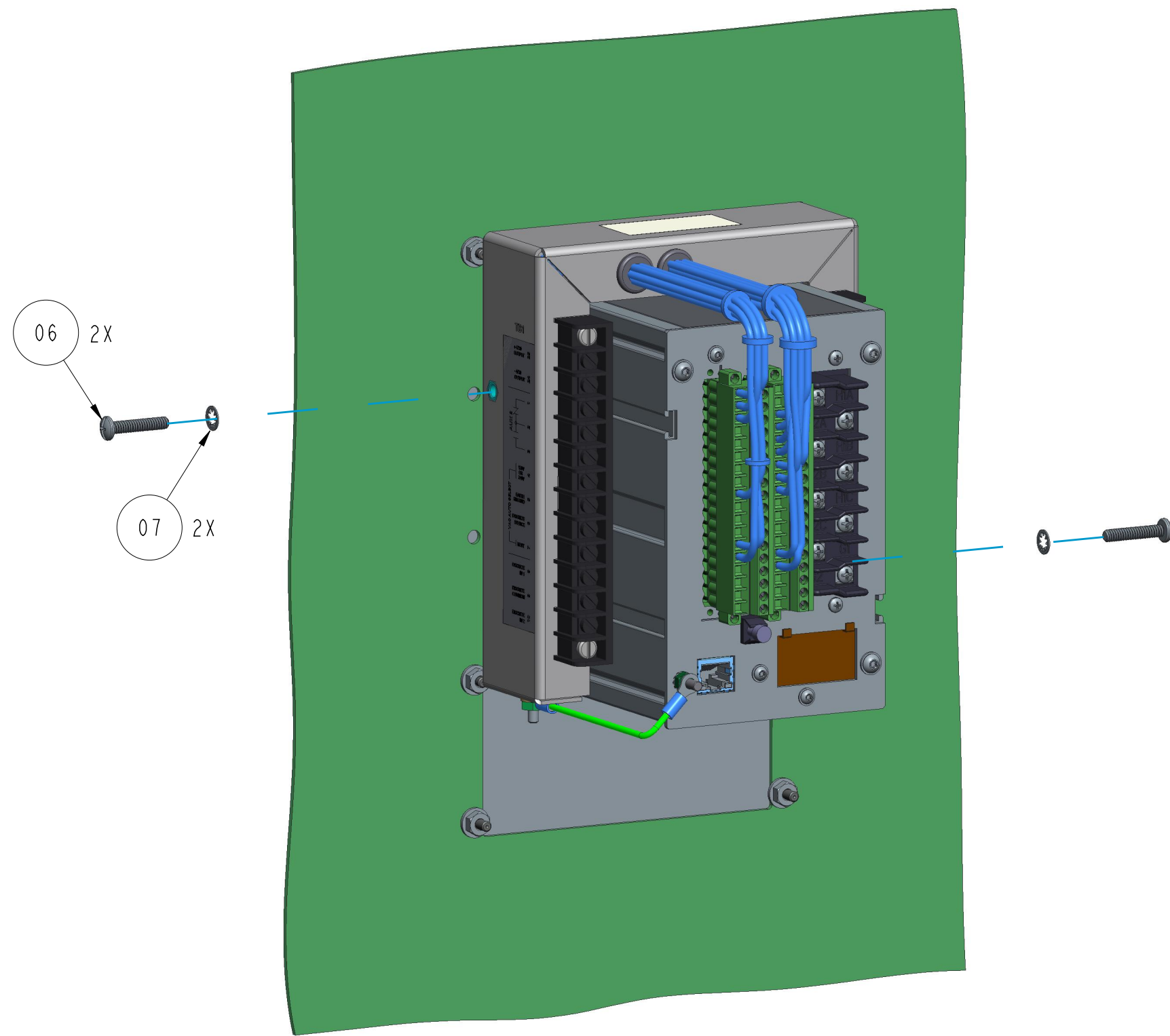
UNLESS OTHERWISE SPECIFIED DIMENSIONS IN INCHES 1.1 ±0.1 1.11 ±0.01 1.111 ±0.001 1.1111 ±0.0001 1.11111 ±0.00001		DRAWING IN ACCORDANCE WITH ASME Y14.2M-1994 RoHS SYMBOLS PER 468-11.43 ENGAING REFERENCE		DRAFTER/DISIGNER C. M. WERTZ ENGINEERING APPROVED J. BENZING REVISION DESCRIPTION INITIAL RELEASE.		DATE (YYYYMMDD) 2019/03/07 MANUFACTURING C. McMAHON ECO # ECO-157323		EATON CORPORATION - CONFIDENTIAL AND PROPRIETARY NOTICE TO PERSONS RECEIVING THIS DOCUMENT AND/OR TECHNICAL INFORMATION THIS DOCUMENT, INCLUDING THE DRAWING AND INFORMATION CONTAINED THEREON, IS CONFIDENTIAL AND IS THE EXCLUSIVE PROPERTY OF EATON CORPORATION, AND IS HEREBY ON LOAN AND SUBJECT TO RECALL BY EATON AT ANY TIME. BY TAKING POSSESSION OF THIS DOCUMENT, THE RECIPIENT ACKNOWLEDGES AND AGREES THAT THIS DOCUMENT CANNOT BE USED IN ANY MANNER ADDRESSING TO THE INTERESTS OF EATON AND THAT NO PORTION OF THIS DOCUMENT MAY BE COPIED OR OTHERWISE REPRODUCED WITHOUT THE PRIOR WRITTEN CONSENT OF EATON. IN THE CASE OF CONFLICTING CONTRACTUAL PROVISIONS, THIS NOTICE SHALL GOVERN THE STATUS OF THIS DOCUMENT. (© 2019 Eaton Corporation. All Rights Reserved.)	
TITLE EMR-3MPO PROJECTION MOUNT GENERAL ASSEMBLY		SIZE D		DRAWING NUMBER 66D2374		REVISION 001		CHANGE RESPONSIBILITY PCD ELECTRONICS	
EATON		CLASS CODE N/A		SCALE 0.500		SHEET 1 OF 2		DSD.DFM.FMT REV	



STEP 4 - SLIDE THE CONVERSION BOX ASSEMBLY DOWN ONTO THE RELAY BODY.

NOTE:

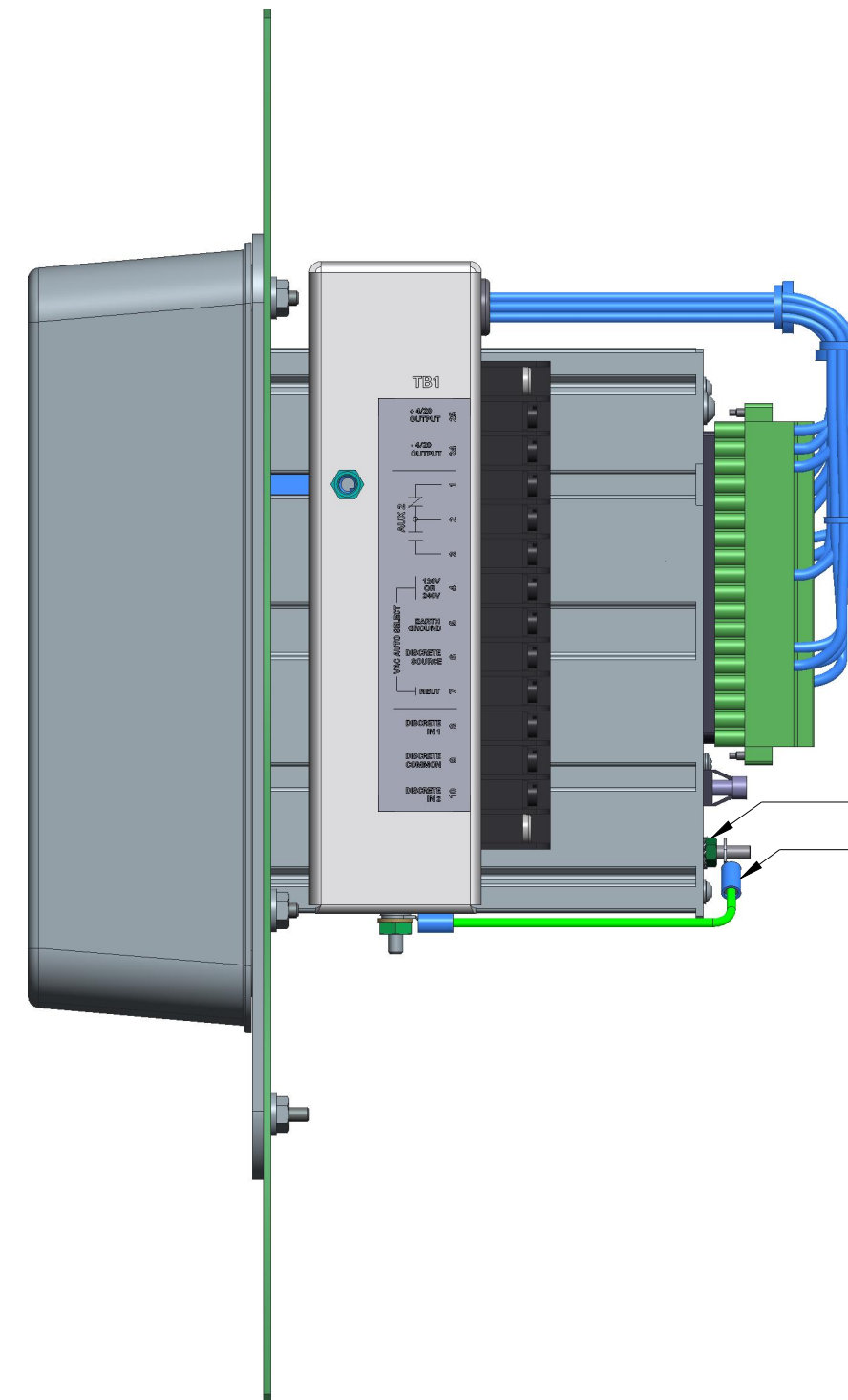
THE REAR WALL OF THE CONVERSION BOX FITS INTO THE SLOTS OF THE TWO T-CLAMPS.



STEP 5 - SECURE CONVERSION BOX ASSEMBLY TO RELAY BODY.

NOTE:

SCREWS ARE INSERTED INTO HOLES ON EACH SIDE OF THE CONVERSION BOX AND ENGAGE THREADED HOLES IN T-CLAMPS.



STEP 4 - SECURE CONVERSION BOX ASSEMBLY GROUND WIRE TO RELAY GROUND STUD.

1. REMOVE NUT ONLY.
2. PLACE GROUND WIRE TERMINAL ON GROUND STUD.
3. REPLACE NUT SECURELY.

ITEM NO.	PART NUMBER	DESCRIPTION
5	66C3515	CONVERSION BOX GENERAL ASSEMBLY
4	66B2326	CONVERSION BOX T-CLAMP
3	94831A005	FLANGE NUT, #8
2	66D2215	CONVERSION BOX ASSEMBLY
1	66D2373	PROJECTION BEZEL ASSEMBLY

UNLESS OTHERWISE SPECIFIED DIMENSIONS IN INCHES		DRAWING DESIGNER C. M. WERTZ		DATE (YYYYMMDD) 2019/03/07		EATON CORPORATION - CONFIDENTIAL AND PROPRIETARY NOTICE TO PERSONS RECEIVING THIS DOCUMENT AND/OR TECHNICAL INFORMATION THIS DOCUMENT, INCLUDING THE DRAWING AND INFORMATION CONTAINED THEREON, IS CONFIDENTIAL AND IS THE EXCLUSIVE PROPERTY OF EATON CORPORATION, AND IS HEREBY ON LOAN AND SUBJECT TO RECALL BY EATON AT ANY TIME. BY TAKING POSSESSION OF THIS DOCUMENT, THE RECIPIENT ACKNOWLEDGES AND AGREES THAT THIS DOCUMENT CANNOT BE USED IN ANY MANNER ADVERSE TO THE INTERESTS OF EATON AND THAT NO PORTION OF THIS DOCUMENT MAY BE COPIED OR OTHERWISE REPRODUCED WITHOUT THE PREVIOUS WRITTEN CONSENT OF EATON. IN THE CASE OF CONFLICTING CONTRACTUAL PROVISIONS, THIS NOTICE SHALL GOVERN THE STATUS OF THIS DOCUMENT. (© 2019 Eaton Corporation. All Rights Reserved.)	
1. X. ±0.1	1.1X ±0.01	ENGINEERING APPROVED J. BENZING	MANUFACTURING C. McMAHON	REVISION DESCRIPTION ECO #	ECO-157323	TITLE EMR-3MPO PROJECTION MOUNT GENERAL ASSEMBLY	
2. X. ±0.001	2.1X ±0.001	SEE SHEET 1.		SIZE D		REVISION 001	CLASS CODE N/A
3. X. ±0.005	3.1X ±0.005	DRAWING IN ACCORDANCE WITH ASME Y14.3M-1994		SYMBOLS PER 468-1143		CHANGE RESPONSIBILITY PCD ELECTRONICS	
ENG'G REFERENCE		RoHS		SCALE 0.500		SHEET 2 OF 2	CLASS CODE N/A