
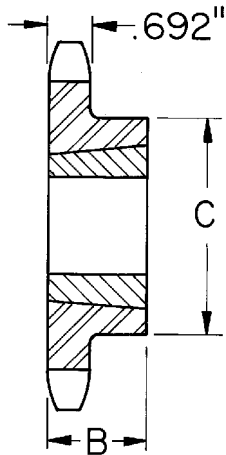


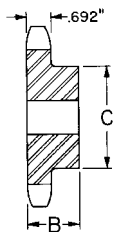
# SPECIFICATION



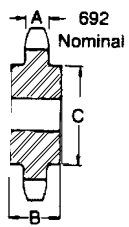
## No. 100 for 1-1/4" Pitch Single Strand Chain



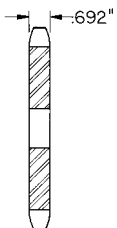
**TYPE BTL**



**TYPE B**



**TYPE C**



**TYPE A**

| TAPER-LOCK |            |                |          |               |             |            |         |      |
|------------|------------|----------------|----------|---------------|-------------|------------|---------|------|
| No. Teeth  | Spkt. O.D. | Description ★  | Part No. | Wt. w/o Bush. | C. Hub Dia. | Bore Range |         | B    |
|            |            |                |          |               |             | Min.       | Max.    |      |
| 11         | 5.008      | 100BTL11H-1615 | 100621   | 2.7           | 3.00        | 1/2        | 1-11/16 | 1.50 |
| 12         | 5.415      | 100BTL12H-1615 | 100622   | 3.1           | 3.25        |            |         |      |
| 13         | 5.821      | 100BTL13H-2012 | 100623   | 3.0           | 3.56        | 1/2        | 2-1/8   | 1.25 |
| 14         | 6.226      | 100BTL14H-2012 | 100624   | 4.0           |             |            |         |      |
| 15         | 6.630      | 100BTL15H-2517 | 100625   | 5.5           | 4.25        | 1/2        | 2-11/16 | 1.75 |
| 16         | 7.034      | 100BTL16H-2517 | 100626   | 6.0           |             |            |         |      |
| 17         | 7.436      | 100BTL17H-2517 | 100627   | 7.0           |             |            |         |      |
| 18         | 7.839      | 100BTL18H-2517 | 100628   | 7.5           | 4.25        | 1/2        | 2-11/16 | 1.75 |
| 19         | 8.241      | 100BTL19H-2517 | 100629   | 9.7           |             |            |         |      |
| 20         | 8.643      | 100BTL20H-2517 | 100630   | 9.8           |             |            |         |      |
| 21         | 9.044      | 100BTL21H-2517 | 100631   | 10.6          |             |            |         |      |
| 22         | 9.444      | 100BTL22H-2517 | 100632   | 11.4          |             |            |         |      |
| 23         | 9.845      | 100BTL23H-2517 | 104753   | 15.0          | 4.25        | 1/2        | 2-11/16 | 1.75 |
| 24         | 10.245     | 100BTL24H-2517 | 100633   | 14.3          |             |            |         |      |
| 25         | 10.645     | 100BTL25H-2517 | 104754   | 17.0          |             |            |         |      |
| 26         | 11.045     | 100BTL26-2517  | 100634   | 16.0          | 4.50        | 1/2        | 2-11/16 | 1.75 |
| 28         | 11.844     | 100BTL28-3020  | 100685   | 20.2          |             |            |         |      |
| 30         | 12.643     | 100BTL30-3020  | 100635   | 21.5          |             |            |         |      |
| 32         | 13.441     | 100BTL32-3020  | 100636   | 25.0          |             |            |         |      |
| 35         | 14.639     | 100BTL35-3020  | 100637   | 30.2          | 5.25        | 7/8        | 3-1/4   | 2.0  |
| 36         | 15.038     | 100BTL36-3020  | 100638   | 31.4          |             |            |         |      |
| 40         | 16.633     | 100BTL40-3020  | 100639   | 36.6          |             |            |         |      |
| 42         | 17.430     | 100BTL42-3020  | 104755   | 43            |             |            |         |      |
| 45         | 18.626     | 100BTL45-3020  | 100640   | 47            |             |            |         |      |
| 48         | 19.821     | 100BTL48-3020  | 100641   | 60            | 77          | 1/2        | 2-11/16 | 1.75 |
| 54         | 22.211     | 100BTL54-3020  | 100642   | 77            |             |            |         |      |
| 60         | 24.601     | 100BTL60-3020  | 100643   | 94            |             |            |         |      |

★ "H" suffix indicates Hardened Teeth.

| REBORABLE—TYPE B & C |      |            |          |          |     |       |        |      |            | PLATE—TYPE A |          |       |            |
|----------------------|------|------------|----------|----------|-----|-------|--------|------|------------|--------------|----------|-------|------------|
| No. Teeth            | Type | Spkt. O.D. | Descr. ★ | Part No. | Wt. | Bore  |        | B    | C Hub Dia. | Spkt. No.    | Part No. | Wt.   | Stock Bore |
|                      |      |            |          |          |     | Stock | Max.   |      |            |              |          |       |            |
| 10                   | B    | 4.598      | 100B10   | 105366   | 5.0 | 1     | 1-7/8  | 1.88 | 3.25†      | .....        | .....    | ..... | .....      |
| 11                   | B    | 5.008      | 100B11   | 105132   | 5.2 | 1     | 2-1/4  | 1.88 | 3.56†      | 100A11       | 103164   | 3.4   | 1          |
| 12                   | B    | 5.415      | 100B12   | 105133   | 5.4 | 1     | 2-1/4  | 1.88 | 4.00†      | 100A12       | 103165   | 4.1   | 1          |
| 13                   | B    | 5.821      | 100B13   | 105134   | 6.6 | 1     | 2-3/8  | 1.63 | 3.78       | 100A13       | 103166   | 4.7   | 1          |
| 14                   | B    | 6.226      | 100B14   | 105135   | 8.5 | 1-1/4 | 2-3/4  | 1.63 | 4.19       | 100A14       | 103167   | 5.4   | 1-1/4      |
| 15                   | B    | 6.630      | 100B15   | 105136   | 9.4 | 1-1/4 | 3      | 1.75 | 4.50       | 100A15       | 103168   | 6.2   | 1-1/4      |
| 16                   | B    | 7.034      | 100B16   | 105137   | 10  | 1-1/4 | 3      | 1.75 | 4.50       | 100A16       | 103169   | 7.0   | 1-1/4      |
| 17                   | B    | 7.436      | 100B17   | 105138   | 11  | 1-1/4 | 3      | 1.75 | 4.50       | 100A17       | 103170   | 7.8   | 1-1/4      |
| 18                   | B    | 7.839      | 100B18   | 105139   | 12  | 1-1/4 | 3      | 1.75 | 4.50       | 100A18       | 103171   | 8.7   | 1-1/4      |
| 19                   | B    | 8.241      | 100B19   | 105140   | 13  | 1-1/4 | 3      | 2.0  | 4.50       | 100A19       | 103172   | 9.6   | 1-1/4      |
| 20                   | B    | 8.643      | 100B20   | 105141   | 14  | 1-1/4 | 3      | 2.0  | 4.50       | 100A20       | 103173   | 10.6  | 1-1/4      |
| 21                   | B    | 9.044      | 100B21   | 105142   | 16  | 1-1/4 | 3      | 2.0  | 4.50       | 100A21       | 103174   | 11.7  | 1-1/4      |
| 22                   | B    | 9.444      | 100B22   | 105143   | 17  | 1-1/4 | 3      | 2.0  | 4.50       | 100A22       | 103175   | 12.7  | 1-1/4      |
| 23                   | B    | 9.845      | 100B23   | 105367   | 18  | 1-1/4 | 3      | 2.0  | 4.50       | 100A23       | 103176   | 13    | 1-1/4      |
| 24                   | B    | 10.245     | 100B24   | 105144   | 19  | 1-1/4 | 3      | 2.0  | 4.50       | 100A24       | 103177   | 14    | 1-1/4      |
| 26                   | B    | 11.045     | 100B26   | 105145   | 21  | 1-3/8 | 3-5/16 | 2.0  | 5.0        | 100A26       | 103178   | 17    | 1-3/8      |
| 28                   | B    | 11.844     | 100B28   | 105368   | 25  | 1-3/8 | 3-5/16 | 2.0  | 5.0        | 100A28       | 103179   | 19    | 1-3/8      |
| 30                   | B    | 12.643     | 100B30   | 105146   | 27  | 1-3/8 | 3-5/16 | 2.0  | 5.0        | 100A30       | 103180   | 22    | 1-3/8      |
| 32                   | B    | 13.441     | 100B32   | 105147   | 30  | 1-3/8 | 3-5/16 | 2.0  | 5.0        | 100A32       | 103181   | 26    | 1-3/8      |
| 35                   | B    | 14.639     | 100B35   | 105369   | 34  | 1-3/8 | 3-5/16 | 2.0  | 5.0        | 100A35       | 103182   | 30    | 1-3/8      |
| 36                   | B    | 15.038     | 100B36   | 105148   | 39  | 1-3/8 | 3-5/16 | 2.50 | 5.0        | 100A36       | 103183   | 33    | 1-3/8      |
| 40                   | B    | 16.633     | 100B40   | 105149   | 47  | 1-3/8 | 3-5/16 | 2.50 | 5.0        | 100A40       | 103184   | 40    | 1-3/8      |
| 42                   | -    | -          | -        | -        | -   | -     | -      | -    | -          | 100A42       | 103185   | 44    | 1-3/8      |
| 45                   | B    | 18.626     | 100B45   | 105371   | 55  | 1-3/8 | 3-5/16 | 2.50 | 5.0        | 100A45       | 103186   | 50    | 1-3/8      |
| 48                   | B    | 19.821     | 100B48   | 105372   | 66  | 1-3/8 | 4-1/8  | 2.75 | 6.25       | 100A48       | 103187   | 57    | 1-3/8      |
| 54                   | C    | 22.211     | 100C54   | 105411   | 78  | 1-3/8 | 4-1/8  | 3.25 | 6.25       | 100A54       | 103188   | 71    | 1-3/8      |
| 60                   | C    | 24.601     | 100C60   | 105412   | 90  | 1-3/8 | 4-1/8  | 3.75 | 6.25       | 100A60       | 103189   | 88    | 1-3/8      |
| 70                   | C    | 28.584     | 100C70   | 105220   | 125 | 1-3/8 | 5-1/4  | 3.75 | 7.0        | 100A70       | 103190   | 118   | 1-3/8      |
| 80                   | C    | 32.565     | 100C80   | 105221   | 151 | 1-3/8 | 5-1/4  | 3.75 | 7.0        | 100A80       | 103191   | 157   | 1-3/8      |

See List Price Book MLP for alteration charges.

† Hub Extends opposite face of dwg.

|                                  |                                      |   |   |
|----------------------------------|--------------------------------------|---|---|
| FEATURES/BENEFITS<br>PAGE PT12-2 | SELECTION<br>PAGES PT12-28 - PT12-39 | RELATED PRODUCTS<br>PAGES PT12-40 - PT12-42 | ENGINEERING/TECHNICAL<br>PAGES PT12-43 -PT12-46 |
|----------------------------------|--------------------------------------|---|---|