

**CAROL
BRAND**

Cord & Cordset Products

FOR INDUSTRIAL, COMMERCIAL AND SPECIALTY APPLICATIONS



 **General Cable**

Cord & Cordset

This catalog contains in-depth information on the most comprehensive line of cord and cordset products. General Cable's flexible cord products are available today for commercial, industrial and specialty applications. Our contractor-grade extension cords, specialty cords, utility lights and accessories provide power for tools and equipment, and temporary lighting on residential, commercial and industrial job sites.

The product and technical sections have been developed with an easy-to-use "spec-on-a-page" format. They feature the latest information on Carol cord and cordset products, from applications and construction to detailed technical and specification data. There's also a user-friendly numerical catalog number index.

Our products are readily available through our network of authorized stocking distributors and distribution centers.



All information in this catalog is presented solely as a guide to product selection and is believed to be reliable. All printing errors are subject to correction in subsequent releases of this catalog. Although General Cable has taken precautions to ensure the accuracy of the product specifications at the time of publication, the specifications of all products contained herein are subject to change without notice.

GENERAL CABLE, 17 FREE, CAROL BRAND, CAROLGRENE, CAROLPRENE, FROGHIDE, GENCLEAN, GENSPEED BRAND, LIFETIME PLUS, NEXTGEN BRAND, PLUG-IT, POWR-CENTER, POWR-REEL, PROFLEX, SAFETY ORANGE, SHOCK SAFE, SUPER FLEX, SUPER VU-TRON, TRU-MARK and ULTRA FLEX are trademarks of General Cable Technologies Corporation.

© 2015, General Cable Technologies Corporation. Highland Heights, KY 41076
All rights reserved. Printed in USA.

Delivering Solutions

THAT KEEP YOU CONNECTED

QUALITY



General Cable is committed to developing, producing, and marketing products that exceed performance, quality, value and safety requirements of our customers. General Cable's goal and objectives reflect this commitment, whether it's through our focus on customer service, continuous improvement and manufacturing excellence demonstrated by our TL9000-registered business management system, the independent third-party certification of our products, or the development of new and innovative products. Our aim is to deliver superior performance from all of General Cable's processes and to strive for world-class quality throughout our operations.



| Item | Color | Quantity per Unit |
|------|--------|-------------------|
| 1 | BLACK | 100 |
| 2 | RED | 100 |
| 3 | GREEN | 100 |
| 4 | YELLOW | 100 |
| 5 | WHITE | 100 |

CUSTOMER SERVICE



General Cable is dedicated to customer service and satisfaction. Call our team of professionally trained sales associates at

800-243-8020

with any questions to meet your application needs.

What's New?

SAY YES TO CLEAN. NO TO GRIME.



General Cable offers its durable rubber cord products with GenClean™, its proprietary new cleanable jacket technology. Cables with the GenClean jacket permit organic remnants to be more readily removed in a wash cycle, which reduces the environmental conditions for microbial growth in industries such as food and beverage. Learn more about GenClean on page 9.

CHARGING FORWARD WITH PORTABLE POWER FOR HYBRID & ELECTRIC VEHICLES



General Cable's line of Carol® Brand CarolGreene™ Ultra Flex® EV Cables supplies charging power for all electric vehicles on the market today and is compatible with commercial and residential charging applications. The CarolGreene EV line, when terminated in accordance with electric vehicle industry standards, is the most comprehensive product offering, with three standard jacket types: CarolGreene EV All-Rubber Jacket, CarolGreene EVE Thermoplastic Elastomer (TPE) Jacket, and CarolGreene EVT Polyvinylchloride (PVC) Jacket. To find out more about these products, please see pages 47-48.

WITH 17 FREE®, LESS MEANS MORE



General Cable now offers Carol® Brand 17 FREE® types S00W and SJ00W portable cord. The 17 FREE line is completely free of halogens, meaning it contains no chlorine, fluorine, bromine or iodine. The cables in this line are both economically viable and look and install like traditional cable constructions. They may also qualify for LEED credits under the U.S. Green Building Council's program. In addition to these two cord products, which appear on pages 14 and 16, General Cable also offers GenSPEED® Brand Premise, NextGen® Brand Fiber Optic, Carol® Brand Coaxial Cable, and XHHW-2.

GENERAL CABLE IN STOCK AT YOUR SERVICE



General Cable is your ALL IN supplier with in-stock commercial, industrial and residential cables. With over 50 years of experience, General Cable is at your service with industry-leading Carol® Brand wire and cable products. Our people may come to work for us, but on the job, we work for you. Go ALL IN with us and win big with Carol Brand!



YES TO CLEAN. NO TO GRIME.

General Cable proudly brings you GenClean™, its proprietary new cleanable jacket technology developed for rubber portable cord used in the food and beverage industry.

Cables with a GenClean jacket permit organic remnants to be more readily removed in a wash cycle, which reduces the environmental conditions conducive to microbial growth. GenClean's cleanable rubber jacketing has been tested with many solvents and has proven itself in the toughest of environments! And its super tough jacket construction is built to withstand daily abuse, temperature extremes (-50°C to 105°C) and high-stress industrial environments. It is also abrasion-, cut-, heat-, flame-, sunlight- and chemical-resistant.

Interested in GenClean?

Call us today at 800.243.8020 and tell us what size and conductor count you're looking for in your rubber cord and we'll produce a test sample for you.



Scan the QR code
to learn more about
Super Vu-Tron®
Supreme featuring
the GenClean™
jacket technology



 **General Cable**

www.generalcable.com 1.800.243.8020

PRODUCT SELECTION LOCATOR

| SECTION | PAGES |
|--|---------|
| 1 Portable Cord Specifications | 1-7 |
| 2 Rubber Cord | 8-22 |
| 3 Plastic Cord | 23-33 |
| 4 Industrial Cord | 34-46 |
| 5 Specialty Cord | 47-55 |
| 6 Outdoor Extension Cords | 56-61 |
| 7 Application-Specific Extension Cords | 62-66 |
| 8 Plug-it® Extension Cord Accessories | 67-69 |
| 9 Specialty Extension Cords and Lighting | 70-73 |
| 10 General Information | 74-91 |
| 11 Cord Technical Information | 92-99 |
| 12 Cordset Technical Information | 100-106 |
| 13 Catalog Number Index | 107-109 |

One Company Connecting The World™

POWERFUL PRESENCE · PRODUCTS PERFORMANCE · PEOPLE

General Cable has been a wire and cable innovator for over 170 years, always dedicated to connecting and powering people's lives. Today, with approximately 14,000 employees and approaching \$6 billion in revenues, we are one of the largest wire and cable manufacturers in the world.

Our company serves customers through a network of 38 manufacturing facilities in our core markets and has worldwide sales representation and distribution. We are dedicated to the production of high-quality aluminum, copper and fiber optic wire and cable and systems solutions for the energy, construction, industrial, specialty and communications sectors. With a vast portfolio of products to meet thousands of diverse application requirements, we continue to invest in research and development in order to maintain and extend our technology leadership by developing new materials, designing new products, and creating new solutions to meet tomorrow's market challenges.

In addition to our strong brand recognition and strengths in technology and manufacturing, General Cable is also competitive in such areas as distribution and logistics, marketing, sales and customer service. This combination enables us to better serve our customers globally and as they expand into new geographic markets.

General Cable offers our customers all the strengths and value of a large company, but our people give us the agility and responsiveness of a small one. We service you globally and locally.



Visit our Website at
www.generalcable.com



Corporate Social Responsibility

CREATING SHARED VALUE

General Cable believes corporate social responsibility (CSR) is about creating shared value. That means keeping a dual focus in our business decisions: what is good for us as a company and what contributes to the greater good of the communities in which we live and work.



SAFETY

Working safer by working together

General Cable has one worldwide safety vision and goal – **ZERO & BEYOND**. We measure safety performance globally, share best practices and implement sound health and safety management systems. Many of our facilities worldwide are OHSAS 18001 (safety management system) certified. All North American facilities have implemented an equivalent health and safety management system. General Cable was a pioneer in obtaining the OHSAS 18001 Certificate for Occupational Health and Safety Management Systems in Europe and North Africa.



SUSTAINABILITY

Responsible practices in daily operations

As a global leader in the wire and cable industry, General Cable recognizes its role and responsibility in promoting sustainability. Our strongest business value is continuous improvement in all areas of our company. Across our many businesses, the quest to introduce new and better products through continuous improvement in environmental designs reflects our commitment to achieving industry-leading standards and responding proactively to global environmental issues. General Cable was the first cable manufacturer to obtain certification for its environmental management system, in accordance with the ISO 14001 and EMAS Standards.



CITIZENSHIP

A commitment to being good citizens

Being responsible citizens in our communities is of the utmost importance to us. Unequivocal honesty, integrity, forthrightness and fair dealing have long been part of General Cable's core values and are expected globally in all of our business relationships with our customers, employees, suppliers, neighbors and competitors. Our company leaders and employees strive to make a difference throughout a host of volunteer activities and financial support, improving the communities in which we live and work.



INNOVATION

Technologies that power and connect the world

General Cable is delivering innovation that matters. We are focusing on R&D expertise and investing in developing wire and cable solutions that meet the challenges confronting our customers and the world. In working together and using all the ingenuity and creativity we have, we will reach the goal of being the preeminent supplier of wire and cabling solutions in the industry, with both green constructions and designs for the ever-growing renewable energy market.

A commitment to achieving industry-leading standards and responding proactively to environmental global issues.

+1.859.572.8000
info@generalcable.com

Visit www.GeneralCableCSR.com
to learn more.



Table of Contents

| SECTION | PAGES |
|--|--------------|
| 1 Portable Cord Specifications | 1-7 |
| • How to Specify Portable Cord | 1 |
| • Voltage Drop: Picking the Right Cable for the Long Run | 2 |
| • Why Choose Rubber? | 3-4 |
| • Ampacity: Choosing Cable When the Heat Is On | 5 |
| • Index by Wire Type..... | 6 |
| • Wire And Cable Abbreviations | 7 |
| 2 Rubber Cord | 8-22 |
| • Super Vu-Tron® Supreme Types SJOOW/SOOW with GenClean™ | 9 |
| • Super Vu-Tron® Supreme Types SJOOW/SOOW..... | 10 |
| • Super Vu-Tron® III Types SJOOW/SOOW | 11 |
| • Carolprene® Jacketed Types SOOW/SJOOW 90°C | 12 |
| • Carolprene® Jacketed Type SOOW 90°C..... | 13 |
| • Carolprene® with 17 FREE® Jacketed Type SOOW | 14 |
| • Carolprene® Jacketed Type SJOOW | 15 |
| • Carolprene® with 17 FREE® Jacketed Type SJOOW | 16 |
| • Carolprene® Jacketed Type SOOW, Non-UL..... | 17 |
| • Super Vu-Tron® Type SO | 18 |
| • Type SJ..... | 19 |
| • Carolprene® Type SVO | 20 |
| • Super Vu-Tron® Multi-Conductor Type SOOW..... | 21-22 |
| 3 Plastic Cord | 23-33 |
| • Carol® Ultra Flex® Types SJEOOW/SEOOW..... | 24-25 |
| • Types SJTOW and STOW | 26 |
| • Type SVT | 27 |
| • Type SJT 60°C | 28 |
| • Type SJT 105°C | 29 |
| • Bus Drop Cable | 30 |
| • Thermostat Wire | 31-32 |
| • Thermostat Wire, Unjacketed..... | 33 |
| 4 Industrial Cord | 34-46 |
| • Super Vu-Tron® Single Conductor Type W and Types RHH/RHW..... | 35 |
| • Super Vu-Tron® Multi-Conductor Type W Round | 36 |
| • Super Vu-Tron® Type G and Type G-GC Round | 37 |
| • Super Vu-Tron® Canadian Type G-GC Round..... | 38 |
| • Carol® Double Jacket Drill Cord | 39 |
| • Carolprene® 105°C Welding Cable..... | 40 |
| • Carolprene® 90°C Welding Cable..... | 41 |
| • Super Vu-Tron® Welding Cable Types RHH/RHW | 42 |
| • Super Vu-Tron® Entertainment Industry and Stage Lighting Cable..... | 43 |
| • Super Vu-Tron® Single Conductor Type W Extra Flex..... | 44 |
| • Diesel Locomotive Cable Types RHH/RHW-2 | 45 |
| • Super Vu-Tron® DLO | 46 |
| 5 Specialty Cord | 47-55 |
| • CarolGrene™ Ultra Flex® Jacketed Types EVJE, EVE, EVJT and EVT | 48 |
| • CarolGrene™ Ultra Flex® Types EVJ and EV | 49 |
| • Heater Cord Type HPN | 50 |
| • Hook-Up Wire UL Types MTW, TFF, AWM and CSA TEW | 51 |
| • Heavy Wall UL Types MTW, AWM, NEC Type THW and CSA TEW | 52 |
| • Lamp Cord Type SPT..... | 53 |
| • Low-Voltage Landscape Lighting Wire | 54 |
| • Low-Voltage Sprinkler Wire..... | 55 |

Table of Contents

| SECTION | PAGES |
|--|----------------|
| 6 Outdoor Extension Cords | 56-61 |
| • FrogHide® Ultra Flex® Extension Cords | 57 |
| • Lifetime Plus® Super Flex® Lighted Extension Cords | 58 |
| • Safety Orange® Extension Cords | 59 |
| • Outdoor Powr-Center® Extension Cords..... | 60 |
| • All Weather Extension Cords..... | 61 |
| • High Visibility All Weather Extension Cords..... | 61 |
| 7 Application-Specific Extension Cords | 62-66 |
| • Pro Flex® Rubber Extension Cords | 63 |
| • Coiled Power Tool Extension Cords and Power Supply Cords..... | 63 |
| • Power Supply Replacement Cords | 63-64, 66 |
| • Range Cords..... | 65 |
| • Dryer Cords | 65 |
| • Air Conditioner Replacement Cords..... | 65 |
| • Major Appliance Cords..... | 66 |
| 8 Plug-it® Extension Cord Accessories | 67-69 |
| • Plug-it® Fluorescent Utility Light | 68 |
| • Plug-it® Powr-Center® Adapter..... | 68 |
| • Powr-Reel™ with 3 Outlets | 69 |
| • Plug-it® Ground Fault Circuit Interrupter (GFCI) and Surge Protector Plug..... | 69 |
| 9 Specialty Extension Cords and Lighting | 70-73 |
| • Shock Safe® Ground Fault Circuit Interrupter (GFCI) Powr-Center® | 71 |
| • Household Powr-Centers® | 71 |
| • Plastic Guard Utility Light..... | 72 |
| • Metal Guard Utility Light..... | 72 |
| • Brooder and Heat Lamp..... | 73 |
| • Clamp Light | 73 |
| 10 General Information | 74-91 |
| • Glossary..... | 75-89 |
| • Unit Conversion Factors..... | 90 |
| • Temperature Conversion Chart..... | 91 |
| 11 Cord Technical Information | 92-99 |
| • AWG to Metric Conversion Chart..... | 93 |
| • Common Wire Conductor Stranding..... | 93 |
| • Bend Radius Calculation per ICEA..... | 93 |
| • Class K Copper Stranding..... | 94 |
| • Class M Copper Stranding..... | 95 |
| • Installation — Training and Bending Limitations..... | 96 |
| • Cord Product Coding System | 96 |
| • Voltage Drop Calculations..... | 97 |
| • Insulation and Jacket Properties | 98 |
| • Government and Military Wire and Cable Specifications | 99 |
| 12 Cordset Technical Information | 100-106 |
| • Extension Cord Facts | 101 |
| • Cordset Product Coding System | 102 |
| • Understanding Wire Gauge | 103 |
| • How to Select the Right Extension Cord | 103 |
| • Ground Fault Circuit Interrupters (GFCI) | 104 |
| • NEMA Receptacle and Plug Chart..... | 105-106 |
| 13 Catalog Number Index | 107-109 |

Portable Cord Specifications



When specifying and purchasing portable cord products, application details are important and often essential in determining the right product for the right job. Often, the same application can be served using one or more products.

Accurate understanding of the application and the environment where the cable is being used will often point to the product line providing the correct cord products. For those extreme application environments or very specific technical requirements, General Cable's engineering and customer service **Wire Wizards** are eager to assist you. We will help you find the right cable for your needs.

This easy-to-use checklist outlines the key questions you will need to ask to determine the right cable for a particular application:

1. What is the application? (identifies where cable is being used)
 - a. Environmental Conditions
 - b. Temperature/Humidity (minimum/maximum ranges)
 - c. Moisture (will the cable be submerged or exposed to weather, rain, etc.?)
 - d. Dirt/Dust
 - e. Chemical Exposure (gases, oils, alkalis, acids, cleaning materials)
 - f. Critical Service/Reliability Needs
2. What is the voltage?
See **page 2** for additional information regarding **Voltage Drop**.
3. What is the amperage?
See **page 3** for additional information regarding **Ampacity**.
4. What is the gauge size?
5. How many conductors are required for the application?
6. What is the stranding? (some applications require higher count stranding for better flexibility)
7. What is the overall length needed? (important in calculating voltage drop)
8. Is any special color-coding of conductors needed?
9. Does this cable need agency approvals (UL, CSA, MSHA, RoHS, etc.)?

Answers to these questions will help you determine the right product for the application. While this information is sufficient for most application requirements, good engineering practices are still essential.

General Cable's customer service and engineering **Wire Wizards** are ready to help you in finding the right cord product for all of your application needs. Our **Wire Wizards** have the skill and knowledge to select and even custom-engineer cord products for your most demanding and challenging applications.

Voltage Drop: Picking the Right Cable for the Long Run

BY SAM FRIEDMAN, DIRECTOR, TECHNICAL SERVICES — CAROL® BRAND CORD PRODUCTS — GENERAL CABLE

Reliability may not be a tangible item that's installed alongside a new furnace or wired into a dock-side crane, but nonetheless, it is an essential "accessory" that can mean the difference between overtime and lost time; in-stock and out-of-stock; perfect fits and refits. Being labeled as "unreliable" can mean ruin for a business, regardless of what you're making, installing or servicing. That's why it is vital to understand simple yet often overlooked problems, like voltage drop, in product applications.

Voltage drop is the reduction in voltage in an electrical circuit between the source and load. For equipment to operate properly, it must be supplied with the right amount of power, which is measured in watts: current (amps) times voltage (volts). Motors, generators, tools — anything that runs on electricity is rated for power, as in a 100-watt light bulb. The correct amount of power enables equipment to meet its designed power rating and operate efficiently. Incorrect or insufficient power amounts can result in inefficient operation, wasteful power usage, and even equipment damage. That is why understanding voltage drop calculations and selecting the correct cable for each application is so important.

The National Electrical Code (NEC) catalogs the requirements for safe electrical installations and represents the primary document for guidance in the United States. Providing direction for both trained professionals and end users, these codes set the foundation for the design and inspection of electrical installations. So how does the Code treat voltage drop issues? For branch circuits, look to NEC (NFPA 70) Section 215.2(A)(3) footnote 2 and Section 210.19(A)(1) footnote 4. Both advise that conductors for feeders to dwelling units should be sized to prevent voltage drop exceeding 3% and maximum total voltage drop on both feeders and branch circuits should not exceed 5% for "reasonable efficiency of operation."

In addition, look to NEC (NFPA 70) Section 647.4 (D) when dealing with sensitive electronic equipment. It states that voltage drop on any branch circuit shall not exceed 1.5% and the combined voltage drop on branch-circuit and feeder conductors shall not exceed 2.5%. It is important to note that much of the equipment manufactured today contains sensitive electronics.

Ampacity, a cable's electric current-carrying capacity, is also connected to voltage drop. The Code stresses the importance of accounting for voltage drop when considering a cable's ampacity rating and the need to satisfy both requirements. NEC Section 310.15 (A)(1) states that ampacity tables do not take voltage drop into consideration.

For DC current, voltage drop is proportional to amount of current flow and wire resistance. In AC circuits, total impedance and power factor (power loss ratio) also need to be considered. Since wire resistance is a factor of wire size, material and length of run, it is important to choose the proper wire size for length of run to keep voltage drop at the desired level.

To simplify your voltage drop calculations, turn to the *Carol Brand Cord & Cordset Catalog* and/or our online resources. Use either the "Voltage Drop Calculations" table on page 84 in the catalog or download a PDF of the catalog by visiting:

www.generalcable.com/GeneralCable/en-US/Products/CordandCordsetProducts/Catalog/

Wherever you find it — in print or online — this table makes calculating project voltage drop straightforward and easy. For example, let's say your project involves a 100-foot run of 12/3 SOOW wire, 12 amps line current for equipment, line circuit of 120 volts AC, 3 phase, 100% power factor. According to the calculation table, the factor is 3190. Next, multiply current times distance (feet) times factor: $12 \times 100 \times 3190 = 3,828,000$. Finally, place a decimal in front of the last six figures, and the result is the volts lost — voltage drop = 3.8 volts (3.2% of overall voltage).

So, to ensure the reliability of your products/installations/service calls, be sure to account for voltage drop when making your cable selections. While it is mainly a nuisance issue, voltage drop can affect equipment efficiency, power consumption and potential damage to sensitive electronics and other systems. Fortunately, these issues are easily avoided, especially when you rely upon the NEC codes and standards that relate to voltage drop — each of which provides useful guidance in ensuring the success of your application.

By selecting a cable with the correct voltage drop characteristics, you will optimize the operation of your connected equipment, increase your efficiencies and prevent equipment damage. And that's a pretty good payoff, in the short term or the long run.

Still need help? Carol's Wire Wizards are ready with first-class customer support, printed catalog materials and detailed product specifications. Please give us a call at 1.800.243.8020, send us an e-mail at info@generalcable.com or visit www.generalcable.com.



Portable Power Cords: Why Choose Rubber?



ADVANTAGES

Thermoset rubber delivers superior performance. Thermoset compounds have been vulcanized by heat and will not soften or distort from their formed shape when exposed to excessive heat or open flame. On the contrary, thermoplastics will deform under high temperatures, resulting in degradation of their physical attributes. Rubber not only exhibits excellent heat-resistant characteristics; it offers other advantages as well.

- Flexibility
- Durability
- Tear Resistance
- Abrasion Resistance
- Melt Resistance
- Oil, Water and Chemical Resistance
- Impact Resistance

APPLICATIONS

Since rubber was first introduced, it has been the product of choice for portable power applications. It is more durable in the harsh conditions encountered in the following environments:

- Mining and Submersible Pumps
- Control Circuits
- Motors and Associated Machinery
- Temporary and Portable Power
- Construction Equipment
- Portable Tools and Equipment
- Portable Appliances

PRODUCT OFFERING

Cable Types: S00W, SJ00W, S0 and SJ

Voltage: 600V and 300V

Gauges: 2 AWG to 18 AWG

Conductors: 1 to 50

Jacket Color: Black (standard) and Yellow

Compliances: UL, CSA, MSHA























Carolprene® Super Vu-Tron®

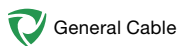


**CAROL
BRAND**

Rubber Portable Power Cords

General Cable's Carol® Brand rubber portable cords, which are manufactured in the U.S.A., are an obvious choice for portable power applications. Rubber surpasses plastic compounds in flexibility, high temperature performance, durability and more. This quick reference guide summarizes the key performance differences among the various portable cord compounds available in today's market.

| Properties | Thermoplastic PVC | Thermoplastic Elastomer | Thermoset Rubber | Benefits of Thermoset Rubber Products |
|---------------------------------------|---|---|--|---|
| GenClean™ Jacketing | | |  | Permits organic remnants to be more easily removed from a rubber jacket in a wash cycle, which reduces the environmental conditions conducive to microbial growth |
| Hot Oil Resistance | | |  | Thermoset rubber will maintain mechanical integrity in high temperature oil |
| High Temperature Performance | | |  | Thermoset rubber is heat-cured, so it will not melt at high temperatures |
| Flexibility at Room Temperature | |  |  | Thermoset rubber and thermoplastic elastomer are more flexible at room temperature than PVC |
| Flexibility at Low Temperatures | | |  | Thermoset rubber will stay more flexible while approaching low temperatures |
| Industrial Abrasion Resistance | | |  | Thermoset rubber products are preferred in industrial applications |
| Wear Resistance | | |  | Field experience has proven thermoset rubber cords to be the most durable products on the market |
| Electrical Resistance | | |  | Thermoset rubber insulation compounds have lower dielectric constants, providing greater dielectric strength than thermoplastic products |
| Tear Resistance | | |  | Thermoset rubber jackets have better tear resistance than thermoplastic jackets |
| Water Resistance |  |  |  | All three products are designed to meet UL & CSA water resistance requirements for outdoor cords |
| Sunlight Resistance |  |  |  | All three products are formulated to have UV stability |
| UL Listing (Indoor & Outdoor) and CSA |  |  |  | Only rubber compounds can be used on SOOW products |
| MSHA Approval |  |  |  | Thermoset rubber will not deform after exposure to open flame |



Carol Cord ★ Made in USA



Ampacity: Choosing Cable When the Heat Is On

BY SAM FRIEDMAN, DIRECTOR, TECHNICAL SERVICES — CAROL® BRAND CORD PRODUCTS — GENERAL CABLE

Thanks to the dedication and ingenuity of cable engineers around the world, there are cables available for an almost infinite number of applications. Welding cable, extension cords, stage lighting cable, landscape lighting wire, diesel locomotive cable, major appliance cord — you name the energy transmission need, and I'll name the applicable product. Whether your project faces environmental extremes, necessitates considerable flexibility, or simply requires unfailing reliability and longevity, it's essential that your quest for the optimal cable begin with identifying its optimal ampacity.

Ampacity is the maximum current an insulated conductor can safely carry without exceeding its insulation and jacket temperature limitations — or in plain terms, it's a cable's electric current-carrying capacity. Most power cable is sized according to its ampacity, a fact that underscores the importance of first considering amperage needs when selecting portable power cable. By doing so, you'll avoid serious safety hazards, equipment damage and production downtime caused by overcurrent — i.e., too much current flowing through a conductor — which is a significant threat to under-amped cable. Excessive current can cause overheating, insulation damage and fire/shock hazards that, in turn, can harm equipment through heat buildup and produce cable faults that lead to lost productivity. Therefore, it is essential to start every project with the correct cable and then have every installation reviewed and carried out by a trained electrical professional.

There are several systems of codes and standards that can help identify the correct ampacity for your power cable needs. Developed to provide direction for both trained professionals and end users, these codes set the foundation for the design and inspection of electrical installations. First, there is the National Electric Code (NEC or NFPA 70), which catalogs the requirements for safe electrical installations and represents the primary document for guidance in the United States. There are also regulations set forth by the Insulated Cable Engineers Association (ICEA) and the Institute of Electrical and Electronics Engineers (IEEE) — both of which address ampacity standards for power cables. Because there are so many diverse electrical specialties, be sure to select a professional who has expertise in your particular application and its specific code requirements.

For the purpose of this discussion, let's focus on the standards established by the National Electric Code. It's amazing how many sections of the NEC deal with wire, depending on the user's particular application. It is essential for project safety that you study the portion of the code that concentrates on your intended environment and use.

As I mentioned earlier, temperature plays an important role in determining cable ampacity. For purposes of design rating, the ambient temperature is set at the maximum expected ambient temperature. In the NEC, the values in the ampacity tables are based on 30°C ambient. In order to determine ampacities at ambient temperatures other than 30°C, the code has included correction factors for these other temperatures in the ampacity tables in Article 310.

Cable ampacity of a single conductor is calculated based on the size of the electrified conductor, the established ambient temperature and the temperature rating of the insulation and jacket compounds. An increase in temperature rating of the compounds and/or an increase in conductor size will increase cable ampacity. Conversely, an increase in ambient temperature will decrease ampacity.

However, the number of current-carrying conductors found in a cable also affects ampacity. When a group of cables are bunched closely together, the NEC requires a derating of the ampacity for each individual cable. This is because tightly gathered cables can create a significant buildup of heat, which could rise above the rated temperature of the compounds used. This bunching effect also hinders heat dissipation, further increasing the risk of heat-related cable damage. Refer to NEC Table 310.15(B)(2)(a) for specifics about ampacity derating based on number of cables used in cable, conduit or raceway.

It is important to remember that heat degrades most ordinary insulating materials, and this decay directly affects cable ampacity — yet another reason to take current-carrying capacity into account when selecting a cable. By doing so, you confirm that the conductor's insulating material and jacket can handle the heat load caused by electrical current flow and eliminate the possibility of exposing cables to temperatures higher than they are designed to manage.

The NEC also permits ampacities to be calculated. However, this should only be attempted under engineering supervision and when the parameters of the cable and installation are known. Article 310.15(C) provides the method for doing this calculation.

There are some specific cabling applications for which the NEC does not set ampacity guidelines, including mining cable and utility cable. For example, most ampacity ratings for mining cable come from ICEA standard tables, which assume an ambient temperature of 40°C vs. 30°C. Because of its many specialized applications, the ampacity ratings for most power generation and energy transmission/distribution utility cables are specified by use — such as direct-buried cable, suspended cable (e.g., transmission lines) and in-duct cable. These particular installations also require specific engineering calculations that incorporate factors like temperature, wind speeds and sunlight exposure. Understandably, such highly specialized setups require not only unique ampacity guidelines but also engineering supervision and the seasoned judgment of a trained electrical professional.

So, the next time you're in the market for a cable solution, start your search by first establishing the project's ampacity requirements. By doing so, you can avoid dangerous heat buildup, prevent equipment damage and ensure the long-term safety of your cable selection. But don't worry, you don't have to go it alone! The codes and standards established for your particular application can provide invaluable guidance throughout your product search and final installation. If your project falls into one of the specialized setups addressed in a unique code section, please consider having your cable installation carried out under engineering supervision.

Put simply, safety depends on selecting the right cable. By paying attention to the current-carrying capacity of your chosen cable, you'll help maximize the life of your cable and contribute to the well-being of anyone who comes into contact — be it directly or indirectly — with your installation. Now that's a hot idea!

Still need help? Carol's Wire Wizards are ready with first-class customer support, printed catalog materials and detailed product specifications. Please give us a call at 1.800.243.8020, send us an e-mail at info@generalcable.com or visit www.generalcable.com.

Index By Wire Type


| Wire Type | Page | Wire Type | Page |
|---------------------|------------------|----------------------|-----------------------------------|
| AWM | .20, 51-52 | SJOOW | 9-12, 15-16, 64 |
| BUS DROP CABLE | 30 | SJT | 28-29, 63-64, 71-72 |
| CAROLPRENE® | 12-17, 20, 40-41 | SJTOW | 26 |
| CL2 | 31 | SJTW | 58-60, 71, 73 |
| DLO | 46 | SO | 18 |
| ENTERTAINMENT CABLE | 43 | SOOW | 9-14, 17, 21-22 |
| EXTENSION CORDS | 57-61, 63-66, 71 | SPT | 53 |
| G | 37 | SPT-1 | 53, 66 |
| G-GC | 37-38 | SPT-2 | 53, 73 |
| HEATER CORD | 50 | SPT-3 | 65-66, 71 |
| HOOK-UP WIRE | 51 | SRDT | 65 |
| HPN | 50 | ST | 64 |
| LAMP CORD | 53 | STAGE LIGHTING CABLE | 43 |
| LOCOMOTIVE CABLE | 45-46 | STOW | 26 |
| LOW VOLTAGE WIRE | 54-55 | STW | 60 |
| LVT | 32 | SUPER VU-TRON® | 9-11, 18, 21-22, 35-38, 42-44, 46 |
| MTW | 51-52 | SVO | 20 |
| PPC | 43 | SVT | 27 |
| REPLACEMENT CORDS | 63-66 | TEW | 51-52 |
| RHH | 35, 42, 45 | TFF | 51 |
| RHW | 35, 42, 45 | THERMOSTAT WIRE | 31-33 |
| SC | 43 | THW | 52 |
| SJ | 19, 63-64 | TYPE G | 37 |
| SJEOOW | 24, 60-61 | TYPE G-GC | 37-38 |
| SJO | 69 | TYPE W | 35-36, 44 |
| SJOW | 57, 64 | WELDING CABLE | 40-42 |

Wire and Cable Abbreviations

| | |
|----------|---|
| E | Thermoplastic Elastomer (TPE) |
| J | Junior (300 V) |
| O | Oil-Resistant |
| P | Parallel |
| S | Service (600 V) |
| T | Thermoplastic/Vinyl |
| W | Weather Approved (water-, moisture-, damp-, sunlight-resistant) |

| | | | |
|--------------|---|--------------|---|
| EPDM | Ethylene-propylene-diene monomer rubber. | SOOW | Same as SOO, but also weather-, water- and sunlight-(UV) resistant. |
| HPN | Two-conductor, neoprene-insulated heater cord. Parallel construction. For use in high temperature locations. | SP-1 | All-rubber, parallel-jacketed, two-conductor light-duty cord for pendant or portable use in damp locations. 300 V. |
| S | Extra-hard-usage, rubber-insulated portable cord. Stranded copper conductors with separator and individual rubber insulation. Two or more color-coded conductors cabled with filler, wrapped with separator and rubber jacketed overall. 600 V. | SP-2 | Same as SP-1, but heavier construction, with or without third conductor for grounding purposes. 300 V. |
| SJ | Hard-usage, rubber-insulated pendant or portable cord. Same construction as Type S, but 300 V. Jacket thickness different. | SPT-1 | Same as SP-1, except all-thermoplastic. 300 V. With or without third conductor for grounding. |
| SJEOW | Hard-usage thermoplastic or rubber-insulated conductors and oil-resistant thermoplastic outer jacket. All-elastomer construction. 300 V, 90°C to 105°C. Weather-resistant. Meets UL specifications. | SPT-2 | Same as SP-2, except all-thermoplastic. 300 V. With or without third conductor for grounding. |
| SJEW | Hard-usage thermoplastic or rubber-insulated conductors and overall thermoplastic jacket. All elastomer construction. 300 V, 90°C to 105°C. Weather-resistant. Meets UL specifications. | SPT-3 | Same as SP-3, except all-thermoplastic. 300 V. With or without third conductor for grounding. |
| SJO | Same as SJ, but Carolprene®, oil-resistant compound outer jacket. Can also be made water-resistant. 300 V, 60°C. | SRD | Portable range or dryer cable. Three or four rubber-insulated conductors with rubber or neoprene jacket, flat or round construction. 300 V, 60°C rated. |
| SJOO | Same as SJO but inner conductor insulation as well as the outer jacket is oil-resistant. | SRDT | Same as SRD, except all-thermoplastic with a maximum temperature of 90°C. |
| SJOOW | Same as SJOO but also water- and weather-resistant. | ST | Extra-hard-usage cord, jacketed, same as Type S except all-plastic construction. 600 V, 60°C to 105°C. |
| SJT | Hard-usage thermoplastic or rubber-insulated conductors with overall thermoplastic jacket. 300 V, 60°C to 105°C. | STO | Same as ST, but with oil-resistant thermoplastic outer jacket. 600 V, 60°C. |
| SJTO | Same as SJT, but oil-resistant thermoplastic outer jacket. 60°C. | STW | Extra-hard-usage cord, jacketed. 600 V, 60°C to 105°C. Weather- and water-resistant for outdoor use. |
| SJTW | Extra-hard-usage thermoplastic conductors and overall thermoplastic jacket. 300 V, 60°C to 105°C. Weather-resistant for outdoor use. | SV | Vacuum cleaner cord, two- or three-conductor, rubber insulated. Overall rubber jacket. For light-duty in damp locations. 300 V, 60°C. |
| SO | Extra-hard-usage cord, same construction as Type S, except oil-resistant Carolprene® jacket. 600 V, 60°C to 90°C. | SVO | Same as SV, except oil-resistant Carolprene® jacket. 300 V, 60°C. |
| SOO | Same as SO, but inner conductor insulation as well as the outer jacket is oil-resistant. | SVT | Same as SV, except all-plastic construction. With or without third conductor for grounding purposes only. 300 V, 60°C to 90°C. |
| | | XLPE | Crosslinked polyethylene. |

Rubber Cord



Thermoset rubber cord products have evolved over the last 50 years from simple and unsophisticated to a product line where specialized, technologically advanced products are in demand for exacting commercial and industrial applications.

No longer are rubber cord products used only in applications where flexibility is needed; today typical applications require cord to perform well in environments of extreme heat and cold and on job sites and factory floors where resistance to oil, chemicals and abrasion is mandatory.

General Cable's role, as the producer of the premiere Carol[®] Brand rubber cord products, is to ensure that new product development, product innovation and quality not only keep pace with industry requirements but also set the trends.

Our rubber cord products carry a full range of listings and certifications with Underwriters Laboratories, Inc. and the Canadian Standard Association. In addition, many products meet or exceed the requirements of OSHA, MSHA and other relevant industry standards.

Carol Brand is simply the most accepted in the industry, having proven itself on the job time after time. Our rubber cord line is the most comprehensive in the industry, ensuring that the proper Carol product can always be specified.

| Index | Page |
|--|-------|
| Super Vu-Tron [®] Supreme Types SJOOW/SOOW with GenClean [™] | 9 |
| Super Vu-Tron [®] Supreme Types SJOOW/SOOW | 10 |
| Super Vu-Tron [®] III Types SJOOW/SOOW | 11 |
| Carolprene [®] Jacketed Types SOOW/SJOOW | 12 |
| Carolprene [®] Jacketed Type SOOW | 13 |
| Carolprene [®] with 17 FREE [®] Jacketed Type SOOW | 14 |
| Carolprene [®] Jacketed Type SJOOW | 15 |
| Carolprene [®] with 17 FREE [®] Jacketed Type SJOOW | 16 |
| Carolprene [®] Jacketed Type SOOW, Non-UL | 17 |
| Super Vu-Tron [®] Type SO | 18 |
| Type SJ | 19 |
| Carolprene [®] Type SVO | 20 |
| Super Vu-Tron [®] Multi-Conductor Type SOOW | 21-22 |

Super Vu-Tron® Supreme Types SJOOW/SOOW with GenClean™



105°C, 300 and 600 Volt, UL/CSA Portable Cord

Product Construction:

Conductors:

- 18 through 10 AWG fully annealed stranded tinned copper

Insulation:

- Premium-grade, color-coded, oil-resistant 105°C EPDM
- Color code: See chart below

Jacket:

- Super Vu-Tron® Supreme, yellow, with GenClean™ technology
- Temperature range: -50°C to +105°C UL/CSA
- Voltage rating: 300 volts Type SJOOW, 600 volts Type SOOW

Jacket Marking:

- SUPER VU-TRON® SUPREME SJOOW - CAROL SUPER VU-TRON® SUPREME FEATURING GENCLEAN™ JACKET (SIZE) (mm²) 105°C (UL) WATER RESISTANT SJOOW CSA (-50°C) FT1 --- P-07-KA120015-MSHA 300 VOLT ROHS MADE IN USA
- SUPER VU-TRON® SUPREME SOOW - CAROL SUPER VU-TRON® SUPREME FEATURING GENCLEAN™ JACKET (SIZE) (mm²) 105°C (UL) WATER RESISTANT SOOW CSA (-50°C) FT1 --- P-07-KA120015-MSHA 600 VOLT ROHS MADE IN USA

Target Applications/Markets:

- Food/beverage manufacturing
- Marine manufacturing
- Manufactured structures
- Severe environments
- Dockside power
- Health care

Features:

- Cleanable rubber jacket
- Excellent flexibility in cold temperatures
- Lasts longer in flex applications (extra-flexible Class M stranding)
- Integral Flexfill®
- Enhanced cleanability
- Reduced scuffing
- Ozone-, sunlight (UV)- and weather-resistant
- UL Listed and CSA Certified for indoor and outdoor use
- Water-resistant*
- Safety-colored, with high-visibility yellow jacket
- High heat and flame resistance
- Resistant to sunlight, oils, acids and chemicals
- Excellent abrasion and cut resistance
- Tinned copper conductors – corrosion/oxidation-resistant

Industry Approvals:

- UL Flexible Cord - UL 62
- CSA Flexible Cord - C22.2-49
- MSHA Approved
- OSHA Acceptable
- RoHS Compliant

Packaging:

- 250' (76.2 m), 500' (152.4 m), 1000' (304.8 m)
- Other put-ups available on special order

* Suitable for immersion in water if properly sealed and terminated.



TYPE SJOOW – 300 VOLT – UL/CSA

| CATALOG NUMBER | NO. OF COND. | AWG SIZE | COND. STRAND | STRAND O.D. | NOM. INS. THICKNESS | | JACKET NOMINAL O.D. | | CURRENT AMPS† | APPROX. NET WT. LBS/M' (S) | COPPER WT. LBS/M' | STD. CTN. |
|----------------|--------------|----------|--------------|-------------|---------------------|------|---------------------|-------|---------------|----------------------------|-------------------|-----------|
| | | | | | INCHES | mm | INCHES | mm | | | | |
| GC601 | 2 | 18 | 41/34 | .048" | 0.030 | 0.76 | 0.310 | 7.87 | 10 | 56 | 10 | 1000' |
| GC602 | 3 | 18 | 41/34 | .048" | 0.030 | 0.76 | 0.320 | 8.13 | 10 | 66 | 15 | 1000' |
| GC603 | 4 | 18 | 41/34 | .048" | 0.030 | 0.76 | 0.345 | 8.76 | 7 | 79 | 21 | 250' |
| GC604 | 2 | 16 | 65/34 | .057" | 0.030 | 0.76 | 0.315 | 8.00 | 13 | 62 | 16 | 1000' |
| GC605 | 3 | 16 | 65/34 | .057" | 0.030 | 0.76 | 0.335 | 8.51 | 13 | 77 | 24 | 250' |
| GC606 | 4 | 16 | 65/34 | .057" | 0.030 | 0.76 | 0.370 | 9.40 | 10 | 98 | 32 | 250' |
| GC607 | 2 | 14 | 105/34 | .077" | 0.030 | 0.76 | 0.370 | 9.40 | 18 | 75 | 24 | 250' |
| GC608 | 3 | 14 | 105/34 | .077" | 0.030 | 0.76 | 0.375 | 9.53 | 18 | 99 | 36 | 250' |
| GC609 | 4 | 14 | 105/34 | .077" | 0.030 | 0.76 | 0.405 | 10.29 | 15 | 122 | 48 | 250' |

TYPE SOOW – 600 VOLT – UL/CSA

| CATALOG NUMBER | NO. OF COND. | AWG SIZE | COND. STRAND | NOM. INS. THICKNESS | | JACKET NOMINAL O.D. | | CURRENT AMPS† | APPROX. NET WT. LBS/M' (S) | COPPER WT. LBS/M' | STD. CTN. |
|----------------|--------------|----------|--------------|---------------------|------|---------------------|-------|---------------|----------------------------|-------------------|-----------|
| | | | | INCHES | mm | INCHES | mm | | | | |
| GC631* | 2 | 18 | 41/34 | 0.030 | 0.76 | 0.365 | 9.27 | 10 | 75 | 10 | 250' |
| GC632 | 3 | 18 | 41/34 | 0.030 | 0.76 | 0.375 | 9.53 | 10 | 84 | 15 | 250' |
| GC633* | 4 | 18 | 41/34 | 0.030 | 0.76 | 0.400 | 10.16 | 7 | 110 | 21 | 250' |
| GC634 | 2 | 16 | 65/34 | 0.030 | 0.76 | 0.370 | 9.40 | 13 | 80 | 16 | 250' |
| GC635 | 3 | 16 | 65/34 | 0.030 | 0.76 | 0.395 | 10.03 | 13 | 96 | 24 | 250' |
| GC636 | 4 | 16 | 65/34 | 0.030 | 0.76 | 0.425 | 10.80 | 10 | 118 | 32 | 250' |
| GC621 | 5 | 16 | 65/34 | 0.030 | 0.76 | 0.515 | 13.08 | 8 | 166 | 40 | 250' |
| GC637* | 2 | 14 | 105/34 | 0.045 | 1.14 | 0.510 | 12.95 | 18 | 153 | 24 | 250' |
| GC638 | 3 | 14 | 105/34 | 0.045 | 1.14 | 0.525 | 13.34 | 18 | 164 | 36 | 250' |
| GC639 | 4 | 14 | 105/34 | 0.045 | 1.14 | 0.575 | 14.61 | 15 | 204 | 48 | 250' |
| GC622* | 5 | 14 | 105/34 | 0.045 | 1.14 | 0.675 | 17.15 | 12 | 279 | 60 | 250' |
| GC641* | 2 | 12 | 168/34 | 0.045 | 1.14 | 0.590 | 14.99 | 25 | 198 | 38 | 250' |
| GC642 | 3 | 12 | 168/34 | 0.045 | 1.14 | 0.600 | 15.24 | 25 | 224 | 57 | 250' |
| GC643 | 4 | 12 | 168/34 | 0.045 | 1.14 | 0.650 | 16.51 | 20 | 270 | 76 | 250' |
| GC623* | 5 | 12 | 168/34 | 0.045 | 1.14 | 0.730 | 18.54 | 16 | 308 | 96 | 250' |
| GC645 | 3 | 10 | 259/34 | 0.045 | 1.14 | 0.660 | 16.76 | 30 | 295 | 99 | 250' |
| GC646 | 4 | 10 | 259/34 | 0.045 | 1.14 | 0.710 | 18.03 | 25 | 365 | 132 | 250' |
| GC624* | 5 | 10 | 259/34 | 0.045 | 1.14 | 0.770 | 19.56 | 20 | 422 | 168 | 250' |

* Non-stock item; minimum quantity purchase required.

† Green conductor for grounding only. Ampacities based on NEC Table 400.5(A)(1).

(S) Actual shipping weight may vary.

TOP PERFORMANCE IN THE TOUGHEST ENVIRONMENTS

| Volume change (%) of SUPER VU-TRON® SUPREME after 28 days at room temperature in the following materials | | | |
|--|--------|---------------------|--------|
| ACETIC ACID (30%) | +19.00 | LINSEED OIL | +1.04 |
| AMMONIA HYDROXIDE | +3.12 | LUBE OIL | -1.82 |
| ASTM 3 OIL | +0.26 | MILK | +4.16 |
| BEER | +4.42 | NITRIC ACID (10%) | +7.29 |
| BLEACH WATER | +2.60 | SAE 30 OIL | -1.30 |
| BUTYL ALCOHOL | -1.82 | SKYDROL 500 | +17.10 |
| CORN OIL | 0.00 | SODIUM HYDROXIDE | +10.90 |
| FORMALDEHYDE | +3.38 | SULFURIC ACID (10%) | +2.34 |
| GLYCOL (ANTI-FREEZE) | -2.60 | TOLUENE | +30.20 |
| HYDROCHLORIC ACID (20%) | +10.60 | UNLEADED GAS | +22.10 |
| JP-4 | +10.90 | WATER | +2.86 |
| KEROSENE | +10.60 | | |


COLOR CODE CHART

| NO. OF CONDUCTORS | COLOR |
|-------------------|---|
| 2 | Black, White |
| 3 | Black, White, Green/Yellow |
| 4 | Black, White, Red, Green/Yellow |
| 5 | Black, White, Red, Green/Yellow, Orange |



Super Vu-Tron® Supreme Types SJOOW/SOOW

105°C, 300 and 600 Volt, UL/CSA Portable Cord



Product Construction:

Conductors:

- 18 through 10 AWG fully annealed stranded tinned copper

Insulation:

- Premium-grade, color-coded, oil-resistant 105°C EPDM
- Color code: See chart below

Jacket:

- Super Vu-Tron® Supreme, yellow
- Temperature range: -50°C to +105°C UL/CSA
- Voltage rating: 300 volts Type SJOOW, 600 volts Type SOOW

Jacket Marking:

- SUPER VU-TRON® SUPREME SJOOW - CAROL SUPER VU-TRON® SUPREME (SIZE) (mm²) 105°C (UL) WATER RESISTANT SJOOW CSA (-50°C) FT1 --- P-07-KA120015-MSHA 300 VOLT ROHS MADE IN USA (TRU-MARK SEQUENTIAL FOOTAGE)
- SUPER VU-TRON® SUPREME SOOW - CAROL SUPER VU-TRON® SUPREME (SIZE) (mm²) 105°C (UL) WATER RESISTANT SOOW CSA (-50°C) FT1 --- P-07-KA120015-MSHA 600 VOLT ROHS MADE IN USA (TRU-MARK SEQUENTIAL FOOTAGE)

TYPE SJOOW – 300 VOLT – UL/CSA

| CATALOG NUMBER | NO. OF COND. | AWG SIZE | COND. STRAND | STRAND O.D. | NOM. INS. THICKNESS | | JACKET NOMINAL O.D. | | CURRENT AMPS† | APPROX. NET WT. LBS/M ^(S) | COPPER WT. LBS/M' | STD. CTN. |
|----------------|--------------|----------|--------------|-------------|---------------------|------|---------------------|-------|---------------|--------------------------------------|-------------------|-----------|
| | | | | | INCHES | mm | INCHES | mm | | | | |
| 02601 | 2 | 18 | 41/34 | .048" | 0.030 | 0.76 | 0.310 | 7.87 | 10 | 56 | 10 | 1000' |
| 02602 | 3 | 18 | 41/34 | .048" | 0.030 | 0.76 | 0.320 | 8.13 | 10 | 66 | 15 | 1000' |
| 02603 | 4 | 18 | 41/34 | .048" | 0.030 | 0.76 | 0.345 | 8.76 | 7 | 79 | 20 | 250' |
| 02604 | 2 | 16 | 65/34 | .057" | 0.030 | 0.76 | 0.315 | 8.00 | 13 | 62 | 16 | 1000' |
| 02605 | 3 | 16 | 65/34 | .057" | 0.030 | 0.76 | 0.335 | 8.51 | 13 | 77 | 24 | 250' |
| 02606 | 4 | 16 | 65/34 | .057" | 0.030 | 0.76 | 0.370 | 9.40 | 10 | 98 | 32 | 250' |
| 02607 | 2 | 14 | 105/34 | .077" | 0.030 | 0.76 | 0.370 | 9.40 | 18 | 75 | 24 | 250' |
| 02608 | 3 | 14 | 105/34 | .077" | 0.030 | 0.76 | 0.375 | 9.53 | 18 | 99 | 36 | 250' |
| 02609 | 4 | 14 | 105/34 | .077" | 0.030 | 0.76 | 0.405 | 10.29 | 15 | 122 | 48 | 250' |

TYPE SOOW – 600 VOLT – UL/CSA

| CATALOG NUMBER | NO. OF COND. | AWG SIZE | COND. STRAND | NOM. INS. THICKNESS | | JACKET NOMINAL O.D. | | CURRENT AMPS† | APPROX. NET WT. LBS/M ^(S) | COPPER WT. LBS/M' | STD. CTN. |
|----------------|--------------|----------|--------------|---------------------|------|---------------------|-------|---------------|--------------------------------------|-------------------|-----------|
| | | | | INCHES | mm | INCHES | mm | | | | |
| 02631* | 2 | 18 | 41/34 | 0.030 | 0.76 | 0.365 | 9.27 | 10 | 75 | 10 | 250' |
| 02632 | 3 | 18 | 41/34 | 0.030 | 0.76 | 0.375 | 9.53 | 10 | 84 | 15 | 250' |
| 02633* | 4 | 18 | 41/34 | 0.030 | 0.76 | 0.400 | 10.16 | 7 | 110 | 21 | 250' |
| 02634 | 2 | 16 | 65/34 | 0.030 | 0.76 | 0.370 | 9.40 | 13 | 80 | 16 | 250' |
| 02635 | 3 | 16 | 65/34 | 0.030 | 0.76 | 0.395 | 10.03 | 13 | 96 | 24 | 250' |
| 02636 | 4 | 16 | 65/34 | 0.030 | 0.76 | 0.425 | 10.80 | 10 | 118 | 32 | 250' |
| 02621 | 5 | 16 | 65/34 | 0.030 | 0.76 | 0.515 | 13.08 | 8 | 166 | 40 | 250' |
| 02637* | 2 | 14 | 105/34 | 0.045 | 1.14 | 0.510 | 12.95 | 18 | 153 | 24 | 250' |
| 02638 | 3 | 14 | 105/34 | 0.045 | 1.14 | 0.525 | 13.34 | 18 | 164 | 36 | 250' |
| 02639 | 4 | 14 | 105/34 | 0.045 | 1.14 | 0.575 | 14.61 | 15 | 204 | 48 | 250' |
| 02622* | 5 | 14 | 105/34 | 0.045 | 1.14 | 0.675 | 17.15 | 12 | 279 | 60 | 250' |
| 02641* | 2 | 12 | 168/34 | 0.045 | 1.14 | 0.590 | 14.99 | 25 | 198 | 38 | 250' |
| 02642 | 3 | 12 | 168/34 | 0.045 | 1.14 | 0.600 | 15.24 | 25 | 224 | 57 | 250' |
| 02643 | 4 | 12 | 168/34 | 0.045 | 1.14 | 0.650 | 16.51 | 20 | 270 | 76 | 250' |
| 02623* | 5 | 12 | 168/34 | 0.045 | 1.14 | 0.730 | 18.54 | 16 | 308 | 96 | 250' |
| 02645 | 3 | 10 | 259/34 | 0.045 | 1.14 | 0.660 | 16.76 | 30 | 295 | 99 | 250' |
| 02646 | 4 | 10 | 259/34 | 0.045 | 1.14 | 0.710 | 18.03 | 25 | 365 | 132 | 250' |
| 02624* | 5 | 10 | 259/34 | 0.045 | 1.14 | 0.770 | 19.56 | 20 | 422 | 168 | 250' |

Applications:

- Machine tools
- Power tools
- Dockside power applications
- Motor leads
- Portable machinery
- Cranes
- Submersible pumps
- Where water immersion is required
- Severe environment OEM/MRO applications

Features:

- Excellent flexibility in cold temperatures
- Lasts longer in flex applications (extra-flexible Class M stranding)
- Integral Flexfill®
- Ozone-, sunlight (UV)- and weather-resistant
- UL Listed and CSA Certified for indoor and outdoor use
- Water-resistant*
- Safety-colored, with high-visibility yellow jacket
- High heat and flame resistance
- Resistant to sunlight, oils, acids and chemicals
- Excellent abrasion and cut resistance
- TRU-Mark® sequential footage marking
- Tinned copper conductors — corrosion/oxidation-resistant

Industry Approvals:

- UL Flexible Cord - UL 62
- CSA Flexible Cord - C22.2-49
- MSHA Approved
- OSHA Acceptable
- RoHS Compliant

Packaging:

- 250' (76.2 m), 500' (152.4 m), 1000' (304.8 m)
- Other put-ups available on special order

* Suitable for immersion in water if properly sealed and terminated.

TOP PERFORMANCE IN THE TOUGHEST ENVIRONMENTS

Volume change (%) of SUPER VU-TRON® SUPREME after 28 days at room temperature in the following materials

| | | | |
|-------------------------|--------|---------------------|--------|
| ACETIC ACID (30%) | +19.00 | LINSEED OIL | +1.04 |
| AMMONIA HYDROXIDE | +3.12 | LUBE OIL | -1.82 |
| ASTM 3 OIL | +0.26 | MILK | +4.16 |
| BEER | +4.42 | NITRIC ACID (10%) | +7.29 |
| BLEACH WATER | +2.60 | SAE 30 OIL | -1.30 |
| BUTYL ALCOHOL | -1.82 | SKYDROL 500 | +17.10 |
| CORN OIL | 0.00 | SODIUM HYDROXIDE | +10.90 |
| FORMALDEHYDE | +3.38 | SULFURIC ACID (10%) | +2.34 |
| GLYCOL (ANTI-FREEZE) | -2.60 | TOLUENE | +30.20 |
| HYDROCHLORIC ACID (20%) | +10.60 | UNLEADED GAS | +22.10 |
| JP-4 | +10.90 | WATER | +2.86 |
| KEROSENE | +10.60 | | |

* Non-stock item; minimum quantity purchase required.
 † Green conductor for grounding only. Ampacities based on NEC Table 400.5(A)(1).
 (S) Actual shipping weight may vary.

COLOR CODE CHART

| NO. OF CONDUCTORS | COLOR |
|-------------------|---|
| 2 | Black, White |
| 3 | Black, White, Green/Yellow |
| 4 | Black, White, Red, Green/Yellow |
| 5 | Black, White, Red, Green/Yellow, Orange |



Super Vu-Tron® III Types SJOOW/SOOW

105°C, 300 and 600 Volt, UL/CSA Portable Cord



Product Construction:

Conductors:

- 18 through 10 AWG fully annealed stranded bare copper

Insulation:

- Premium-grade, color-coded, oil-resistant 105°C EPDM
- Color code: See chart below

Jacket:

- Super Vu-Tron® III, yellow
- Temperature range: -50°C to +105°C UL/CSA
- Voltage rating: 300 volts Type SJOOW, 600 volts Type SOOW

Jacket Marking:

- SUPER VU-TRON® III SJOOW - CAROL SUPER VU-TRON® III (SIZE) (mm²) 105°C (UL) WATER RESISTANT SJOOW CSA (-50°C) FT1 --- P-07-KA120015-MSHA 300 VOLT ROHS MADE IN USA (TRU-MARK SEQUENTIAL FOOTAGE)
- SUPER VU-TRON® III SOOW - CAROL SUPER VU-TRON® III (SIZE) (mm²) 105°C (UL) WATER RESISTANT SOOW CSA (-50°C) FT1 --- P-07-KA120015-MSHA 600 VOLT ROHS MADE IN USA (TRU-MARK SEQUENTIAL FOOTAGE)

Applications:

- Machine tools
- Power tools
- Dockside power applications
- Motor leads
- Portable machinery
- Cranes
- Submersible pumps

Features:

- Excellent flexibility in cold temperatures
- Last longer in flex applications
- Integral Flexfill®
- Ozone-, sunlight (UV)- and weather-resistant
- UL Listed and CSA Certified for indoor and outdoor use
- Water-resistant*
- Safety-colored
- High heat and flame resistance
- Resistant to oils, acids and chemicals
- Excellent abrasion and cut resistance
- TRU-Mark® sequential footage marking

Industry Approvals:

- UL Flexible Cord - UL 62
- CSA Flexible Cord - C22.2-49
- MSHA Approved
- RoHS Compliant


Packaging:

- 250' (76.2 m), 500' (152.4 m), 1000' (304.8 m)
- Other put-ups available on special order

* Suitable for immersion in water if properly sealed and terminated.

COLOR CODE CHART

| NO. OF CONDUCTORS | COLOR |
|-------------------|----------------------------------|
| 2 | Black, White |
| 3 | Black, White, Green |
| 4 | Black, White, Red, Green |
| 5 | Black, White, Red, Green, Orange |



TYPE SJOOW – 300 VOLT – UL/CSA

| CATALOG NUMBER | NO. OF COND. | AWG SIZE | COND. STRAND | NOMINAL INS. THICKNESS | | NOMINAL O.D. | | CURRENT AMPS† | APPROX. NET WT. LBS/M ^(S) | STD. CTN. |
|----------------|--------------|----------|--------------|------------------------|------|--------------|-------|---------------|--------------------------------------|-----------|
| | | | | INCHES | mm | INCHES | mm | | | |
| 02001* | 2 | 18 | 41/34 | 0.030 | 0.76 | 0.310 | 8.00 | 10 | 56 | 1000' |
| 02002* | 3 | 18 | 41/34 | 0.030 | 0.76 | 0.320 | 8.12 | 10 | 65 | 1000' |
| 02003* | 4 | 18 | 41/34 | 0.030 | 0.76 | 0.345 | 8.76 | 7 | 80 | 250' |
| 02004* | 2 | 16 | 65/34 | 0.030 | 0.76 | 0.315 | 8.00 | 13 | 68 | 1000' |
| 02005* | 3 | 16 | 65/34 | 0.030 | 0.76 | 0.335 | 8.51 | 13 | 80 | 250' |
| 02006* | 4 | 16 | 65/34 | 0.030 | 0.76 | 0.370 | 9.40 | 10 | 95 | 250' |
| 02007* | 2 | 14 | 41/30 | 0.030 | 0.76 | 0.370 | 9.40 | 18 | 90 | 250' |
| 02008* | 3 | 14 | 41/30 | 0.030 | 0.76 | 0.375 | 9.52 | 18 | 110 | 250' |
| 02009* | 4 | 14 | 41/30 | 0.030 | 0.76 | 0.405 | 10.29 | 15 | 130 | 250' |

TYPE SOOW – 600 VOLT – UL/CSA


| CATALOG NUMBER | NO. OF COND. | AWG SIZE | COND. STRAND | NOMINAL INS. THICKNESS | | NOMINAL O.D. | | CURRENT AMPS† | APPROX. NET WT. LBS/M ^(S) | STD. CTN. |
|----------------|--------------|----------|--------------|------------------------|------|--------------|-------|---------------|--------------------------------------|-----------|
| | | | | INCHES | mm | INCHES | mm | | | |
| 02031* | 2 | 18 | 41/34 | 0.030 | 0.76 | 0.365 | 9.27 | 10 | 75 | 250' |
| 02032* | 3 | 18 | 41/34 | 0.030 | 0.76 | 0.375 | 9.53 | 10 | 80 | 250' |
| 02033* | 4 | 18 | 41/34 | 0.030 | 0.76 | 0.400 | 10.16 | 7 | 110 | 250' |
| 02034* | 2 | 16 | 65/34 | 0.030 | 0.76 | 0.370 | 9.40 | 13 | 75 | 250' |
| 02035* | 3 | 16 | 65/34 | 0.030 | 0.76 | 0.395 | 10.80 | 13 | 100 | 250' |
| 02036* | 4 | 16 | 65/34 | 0.030 | 0.76 | 0.425 | 10.80 | 10 | 120 | 250' |
| 02021* | 5 | 16 | 65/34 | 0.030 | 0.76 | 0.515 | 13.08 | 8 | 150 | 250' |
| 02037* | 2 | 14 | 41/30 | 0.045 | 1.14 | 0.510 | 12.95 | 18 | 155 | 250' |
| 02038* | 3 | 14 | 41/30 | 0.045 | 1.14 | 0.525 | 13.34 | 18 | 165 | 250' |
| 02039* | 4 | 14 | 41/30 | 0.045 | 1.14 | 0.575 | 14.61 | 15 | 215 | 250' |
| 02022* | 5 | 14 | 41/30 | 0.045 | 1.14 | 0.675 | 17.15 | 12 | 285 | 250' |
| 02041* | 2 | 12 | 65/30 | 0.045 | 1.14 | 0.590 | 14.99 | 25 | 200 | 250' |
| 02042* | 3 | 12 | 65/30 | 0.045 | 1.14 | 0.600 | 15.24 | 25 | 250 | 250' |
| 02043* | 4 | 12 | 65/30 | 0.045 | 1.14 | 0.650 | 16.51 | 20 | 280 | 250' |
| 02023* | 5 | 12 | 65/30 | 0.045 | 1.14 | 0.730 | 18.54 | 16 | 315 | 250' |
| 02045* | 3 | 10 | 104/30 | 0.045 | 1.14 | 0.660 | 16.76 | 30 | 320 | 250' |
| 02046* | 4 | 10 | 104/30 | 0.045 | 1.14 | 0.710 | 18.03 | 25 | 375 | 250' |
| 02024* | 5 | 10 | 104/30 | 0.045 | 1.14 | 0.770 | 19.56 | 20 | 432 | 250' |

* Non-stock item available by special order; minimum quantity purchase required.
 † Green conductor for grounding only. Ampacities based on NEC Table 400.5(A)(1).
 (S) Actual shipping weight may vary.



Carolprene® Jacketed Types SOOW/SJOOW

90°C, 300 and 600 Volt, UL/CSA Portable Cord



YELLOW HIGH-VISIBILITY – TYPE SJOOW – 300 VOLT – 90°C – UL/CSA

| CATALOG NUMBER | NO. OF COND | AWG SIZE | COND. STRAND | NOMINAL INS. THICKNESS | | NOMINAL O.D. | | CURRENT AMPS† | APPROX. NET WT. LBS/M ^(S) | STD. CTN. |
|----------------|-------------|----------|--------------|------------------------|------|--------------|-------|---------------|--------------------------------------|-----------|
| | | | | INCHES | mm | INCHES | mm | | | |
| 01411 | 3 | 18 | 16/30 | 0.030 | 0.76 | 0.305 | 7.75 | 10 | 63 | 1000' |
| 01444 | 4 | 18 | 16/30 | 0.030 | 0.76 | 0.330 | 8.38 | 7 | 76 | 250' |
| 01442 | 3 | 16 | 26/30 | 0.030 | 0.76 | 0.330 | 8.38 | 13 | 76 | 250' |
| 01443 | 4 | 16 | 26/30 | 0.030 | 0.76 | 0.365 | 9.27 | 10 | 95 | 250' |
| 01460 | 3 | 14 | 41/30 | 0.030 | 0.76 | 0.370 | 9.40 | 18 | 106 | 250' |
| 01464 | 4 | 14 | 41/30 | 0.030 | 0.76 | 0.410 | 10.41 | 15 | 121 | 250' |
| 01480 | 3 | 12 | 65/30 | 0.030 | 0.76 | 0.430 | 10.92 | 25 | 146 | 250' |
| 01481 | 4 | 12 | 65/30 | 0.030 | 0.76 | 0.475 | 12.07 | 20 | 185 | 250' |
| 01483 | 3 | 10 | 104/30 | 0.045 | 1.14 | 0.580 | 14.73 | 30 | 242 | 250' |
| 01484 | 4 | 10 | 104/30 | 0.045 | 1.14 | 0.655 | 16.64 | 25 | 304 | 250' |

YELLOW HIGH-VISIBILITY – TYPE SOOW – 600 VOLT – 90°C – UL/CSA

| CATALOG NUMBER | NO. OF COND | AWG SIZE | COND. STRAND | NOMINAL INS. THICKNESS | | NOMINAL O.D. | | CURRENT AMPS† | APPROX. NET WT. LBS/M ^(S) | STD. CTN. |
|----------------|-------------|----------|--------------|------------------------|------|--------------|-------|---------------|--------------------------------------|-----------|
| | | | | INCHES | mm | INCHES | mm | | | |
| 02469 | 3 | 18 | 16/30 | 0.030 | 0.76 | 0.365 | 9.27 | 10 | 84 | 250' |
| 02470 | 4 | 18 | 16/30 | 0.030 | 0.76 | 0.390 | 9.91 | 7 | 101 | 250' |
| 02465 | 3 | 16 | 26/30 | 0.030 | 0.76 | 0.390 | 9.91 | 13 | 103 | 250' |
| 02466 | 4 | 16 | 26/30 | 0.030 | 0.76 | 0.420 | 10.67 | 10 | 119 | 250' |
| 02462 | 3 | 14 | 41/30 | 0.045 | 1.14 | 0.535 | 13.59 | 18 | 172 | 250' |
| 02468 | 4 | 14 | 41/30 | 0.045 | 1.14 | 0.575 | 14.61 | 15 | 208 | 250' |
| 02425 | 3 | 12 | 65/30 | 0.045 | 1.14 | 0.595 | 15.11 | 25 | 229 | 250' |
| 02426 | 4 | 12 | 65/30 | 0.045 | 1.14 | 0.650 | 16.51 | 20 | 280 | 250' |
| 02428 | 3 | 10 | 104/30 | 0.045 | 1.14 | 0.660 | 16.76 | 30 | 295 | 250' |
| 02427 | 4 | 10 | 104/30 | 0.045 | 1.14 | 0.715 | 18.16 | 25 | 353 | 250' |

Cord furnished with UL and CSA labels.

† Green conductor for grounding only. Ampacities based on NEC Table 400.5(A)(1).

©Actual shipping weight may vary.

Product Construction:

Conductors:

- 18 through 10 AWG fully annealed stranded bare copper

Insulation:

- Premium-grade, color-coded 90°C EPDM
- Color code: See chart below

Jacket:

- Yellow Carolprene®
- Temperature range: -40°C to +90°C

Jacket Marking:

- CAROL (SIZE) (mm²) 90°C (UL) WATER RESISTANT SJOOW CSA (-40°C) FT2 P-7K-123033 MSHA 300 VOLT ROHS MADE IN USA (TRU-MARK SEQUENTIAL FOOTAGE)
- CAROL (SIZE) (mm²) 90°C (UL) WATER RESISTANT SOOW CSA (-40°C) FT2 P-7K-123033 MSHA 600 VOLT ROHS MADE IN USA (TRU-MARK SEQUENTIAL FOOTAGE)

Applications:

- Portable tools and equipment
- Portable appliances
- Small motors and associated machinery
- Food processing plants and equipment
- Marinas/docks
- Shipyards
- OEM/MRO
- OSHA VPP safety
- Construction site power
- Industrial plants
- Mining

Features:

- Excellent resistance to oil and moisture
- Good tensile strength, elongation and aging characteristics
- High flexibility
- Excellent abrasion resistance
- Water-resistant*
- UL Listed and CSA Certified for indoor and outdoor use
- Ozone-, sunlight (UV)- and weather-resistant
- TRU-Mark® sequential footage marking

Industry Approvals:

- UL Flexible Cord - UL 62
- CSA Flexible Cord - C22.2-49
- MSHA Approved
- RoHS Compliant

Packaging:

- 250' (76.2 m), 1000' (304.8 m)
- Other put-ups available on special order

* Suitable for immersion in water if properly sealed and terminated.

COLOR CODE CHART

| NO. OF CONDUCTORS | COLOR |
|-------------------|--------------------------|
| 3 | Black, White, Green |
| 4 | Black, White, Red, Green |



Carolprene® Jacketed Type SOOW

90°C, 600 Volt, UL/CSA Portable Cord



Product Construction:

Conductors:

- 18 through 2 AWG fully annealed stranded bare copper

Insulation:

- Premium-grade, color-coded 90°C EPDM
- Color code: See chart below

Jacket:

- Carolprene®, black
- Temperature range: -40°C to +90°C

Jacket Marking:

- CAROL (SIZE) (mm²) 90°C (UL) WATER RESISTANT SOOW CSA (-40°C) FT2 P-7K-123033 MSHA 600 VOLT ROHS MADE IN USA (TRU-MARK SEQUENTIAL FOOTAGE)

Applications:

- Portable tools and equipment
- Portable appliances
- Small motors and associated machinery

Features:

- Excellent resistance to oil and moisture
- Good tensile strength, elongation and aging characteristics
- High flexibility
- Excellent abrasion resistance
- Water-resistant*
- UL Listed and CSA Certified for indoor and outdoor use
- Ozone-, sunlight (UV)- and weather-resistant
- TRU-Mark® sequential footage marking

Industry Approvals:

- UL Flexible Cord - UL 62
- CSA Flexible Cord - C22.2-49
- MSHA Approved
- RoHS Compliant

Packaging:

- 250' (76.2 m), 500' (152.4 m), 1000' (304.8 m)
- Other put-ups available on special order

* Suitable for immersion in water if properly sealed and terminated.

COLOR CODE CHART

| NO. OF CONDUCTORS | COLOR |
|-------------------|----------------------------------|
| 2 | Black, White |
| 3 | Black, White, Green |
| 4 | Black, White, Red, Green |
| 5 | Black, White, Red, Green, Orange |



TYPE SOOW – 600 VOLT – UL/CSA

| CATALOG NUMBER | NO. OF COND. | AWG SIZE | COND. STRAND | NOMINAL INS. THICKNESS | | NOMINAL O.D. | | CURRENT AMPS† | APPROX. NET WT. LBS/M ^(S) | STD. CTN. |
|----------------|--------------|----------|--------------|------------------------|------|--------------|-------|---------------|--------------------------------------|------------------|
| | | | | INCHES | mm | INCHES | mm | | | |
| 02763 | 2 | 18 | 16/30 | 0.030 | 0.76 | 0.345 | 8.76 | 10 | 65 | 250 ¹ |
| 02769 | 3 | 18 | 16/30 | 0.030 | 0.76 | 0.365 | 9.27 | 10 | 80 | 250 ¹ |
| 02770 | 4 | 18 | 16/30 | 0.030 | 0.76 | 0.390 | 9.91 | 7 | 94 | 250 ¹ |
| 02722 | 2 | 16 | 26/30 | 0.030 | 0.76 | 0.370 | 9.40 | 13 | 77 | 250 ¹ |
| 02765 | 3 | 16 | 26/30 | 0.030 | 0.76 | 0.390 | 9.91 | 13 | 94 | 250 ¹ |
| 02766 | 4 | 16 | 26/30 | 0.030 | 0.76 | 0.420 | 10.67 | 10 | 114 | 250 ¹ |
| 02723 | 2 | 14 | 41/30 | 0.045 | 1.14 | 0.510 | 12.95 | 18 | 154 | 250 ¹ |
| 02762 | 3 | 14 | 41/30 | 0.045 | 1.14 | 0.535 | 13.59 | 18 | 171 | 250 ¹ |
| 02768 | 4 | 14 | 41/30 | 0.045 | 1.14 | 0.575 | 14.61 | 15 | 209 | 250 ¹ |
| 02724 | 2 | 12 | 65/30 | 0.045 | 1.14 | 0.570 | 14.48 | 25 | 168 | 250 ¹ |
| 02725 | 3 | 12 | 65/30 | 0.045 | 1.14 | 0.595 | 15.11 | 25 | 223 | 250 ¹ |
| 02726 | 4 | 12 | 65/30 | 0.045 | 1.14 | 0.650 | 16.51 | 20 | 276 | 250 ¹ |
| 02767 | 2 | 10 | 104/30 | 0.045 | 1.14 | 0.620 | 15.75 | 30 | 230 | 250 ¹ |
| 02728 | 3 | 10 | 104/30 | 0.045 | 1.14 | 0.660 | 16.76 | 30 | 289 | 250 ¹ |
| 02727 | 4 | 10 | 104/30 | 0.045 | 1.14 | 0.715 | 18.16 | 25 | 351 | 250 ¹ |
| 16063 | 3 | 8 | 133/29 | 0.060 | 1.52 | 0.840 | 21.33 | 40 | 450 | 250 ¹ |
| 16064 | 4 | 8 | 133/29 | 0.060 | 1.52 | 0.945 | 24.00 | 35 | 580 | 250 ¹ |
| 16065 | 5 | 8 | 133/29 | 0.060 | 1.52 | 1.030 | 26.16 | 28 | 700 | 250 ¹ |
| 16073 | 3 | 6 | 133/27 | 0.060 | 1.52 | 0.980 | 24.89 | 55 | 637 | 250 ¹ |
| 16074 | 4 | 6 | 133/27 | 0.060 | 1.52 | 1.080 | 27.43 | 45 | 830 | 250 ¹ |
| 16075 | 5 | 6 | 133/27 | 0.060 | 1.52 | 1.200 | 30.48 | 36 | 1015 | 250 ¹ |
| 16083 | 3 | 4 | 133/25 | 0.060 | 1.52 | 1.140 | 28.96 | 70 | 926 | 250 ¹ |
| 16084 | 4 | 4 | 133/25 | 0.060 | 1.52 | 1.260 | 32.00 | 60 | 1145 | 250 ¹ |
| 16085 | 5 | 4 | 133/25 | 0.060 | 1.52 | 1.365 | 34.67 | 48 | 1419 | 250 ¹ |
| 16093 | 3 | 2 | 133/23 | 0.060 | 1.52 | 1.330 | 33.78 | 95 | 1367 | 250 ¹ |
| 16094 | 4 | 2 | 133/23 | 0.060 | 1.52 | 1.460 | 37.08 | 80 | 1699 | 250 ¹ |
| 16095* | 5 | 2 | 133/23 | 0.060 | 1.52 | 1.580 | 40.13 | 64 | 2066 | 250 ¹ |

Cord furnished with UL and CSA labels.

* Non-stock item; minimum quantity purchase required.

† Green conductor for grounding only. Ampacities based on NEC Table 400.5(A)(1).

^(S)Actual shipping weight may vary.



Carolprene® with 17 FREE® Jacketed Type SOOW

105°C, 600 Volt, UL/c(UL) Portable Cord



TYPE SOOW – 600 VOLT – UL/c(UL)

| CATALOG NUMBER | NO. OF COND. | AWG SIZE | COND. STRAND | NOMINAL INS. THICKNESS | | NOMINAL O.D. | | CURRENT AMPS [†] | APPROX. NET WT. LBS/M ^(S) | STD. CTN. |
|----------------|--------------|----------|--------------|------------------------|------|--------------|-------|---------------------------|--------------------------------------|-----------|
| | | | | INCHES | mm | INCHES | mm | | | |
| HF763* | 2 | 18 | 16/30 | 0.030 | 0.76 | 0.345 | 8.76 | 10 | 61 | 250' |
| HF769* | 3 | 18 | 16/30 | 0.030 | 0.76 | 0.365 | 9.27 | 10 | 76 | 250' |
| HF770* | 4 | 18 | 16/30 | 0.030 | 0.76 | 0.390 | 9.91 | 7 | 89 | 250' |
| HF722* | 2 | 16 | 26/30 | 0.030 | 0.76 | 0.370 | 9.40 | 13 | 73 | 250' |
| HF765* | 3 | 16 | 26/30 | 0.030 | 0.76 | 0.390 | 9.91 | 13 | 89 | 250' |
| HF766* | 4 | 16 | 26/30 | 0.030 | 0.76 | 0.420 | 10.67 | 10 | 109 | 250' |
| HF723* | 2 | 14 | 41/30 | 0.045 | 1.14 | 0.510 | 12.95 | 18 | 146 | 250' |
| HF762* | 3 | 14 | 41/30 | 0.045 | 1.14 | 0.535 | 13.59 | 18 | 163 | 250' |
| HF768* | 4 | 14 | 41/30 | 0.045 | 1.14 | 0.575 | 14.61 | 15 | 200 | 250' |
| HF724* | 2 | 12 | 65/30 | 0.045 | 1.14 | 0.570 | 14.48 | 25 | 158 | 250' |
| HF725* | 3 | 12 | 65/30 | 0.045 | 1.14 | 0.595 | 15.11 | 25 | 213 | 250' |
| HF726* | 4 | 12 | 65/30 | 0.045 | 1.14 | 0.650 | 16.51 | 20 | 265 | 250' |
| HF767* | 2 | 10 | 104/30 | 0.045 | 1.14 | 0.620 | 15.75 | 30 | 218 | 250' |
| HF728* | 3 | 10 | 104/30 | 0.045 | 1.14 | 0.660 | 16.76 | 30 | 277 | 250' |
| HF727* | 4 | 10 | 104/30 | 0.045 | 1.14 | 0.715 | 18.16 | 25 | 338 | 250' |
| HF063* | 3 | 8 | 133/29 | 0.060 | 1.52 | 0.840 | 21.34 | 40 | 432 | 250' |
| HF064* | 4 | 8 | 133/29 | 0.060 | 1.52 | 0.945 | 24.00 | 35 | 557 | 250' |
| HF065* | 5 | 8 | 133/29 | 0.060 | 1.52 | 1.030 | 26.16 | 28 | 675 | 250' |
| HF073* | 3 | 6 | 133/27 | 0.060 | 1.52 | 0.980 | 24.89 | 55 | 613 | 250' |
| HF074* | 4 | 6 | 133/27 | 0.060 | 1.52 | 1.080 | 27.43 | 45 | 800 | 250' |
| HF075* | 5 | 6 | 133/27 | 0.060 | 1.52 | 1.200 | 30.48 | 36 | 979 | 250' |
| HF083* | 3 | 4 | 133/25 | 0.060 | 1.52 | 1.140 | 28.96 | 70 | 893 | 250' |
| HF084* | 4 | 4 | 133/25 | 0.060 | 1.52 | 1.260 | 32.00 | 60 | 1106 | 250' |
| HF085* | 5 | 4 | 133/25 | 0.060 | 1.52 | 1.365 | 34.67 | 48 | 1375 | 250' |
| HF093* | 3 | 2 | 133/23 | 0.060 | 1.52 | 1.330 | 33.78 | 95 | 1322 | 250' |
| HF094* | 4 | 2 | 133/23 | 0.060 | 1.52 | 1.460 | 37.08 | 80 | 1649 | 250' |
| HF095* | 5 | 2 | 133/23 | 0.060 | 1.52 | 1.580 | 40.13 | 64 | 2010 | 250' |

Product Construction:

Conductors:

- 18 through 2 AWG fully annealed stranded bare copper

Insulation:

- Premium-grade, color-coded 105°C 17 FREE® EPDM
- Color code: See chart below

Jacket:

- Carolprene®, black, 17 FREE®
- Temperature range: -40°C to +105°C

Jacket Marking:

- CAROL (SIZE) (mm²) 105°C (UL) WATER RESISTANT SOOW WITH 17 FREE (-40°C) FT2 c(UL) 600 VOLT ROHS MADE IN USA (TRU-MARK SEQUENTIAL FOOTAGE)

Applications

- Portable tools and equipment
- Portable appliances
- Small motors and associated machinery

Features

- No halogens
- More environmentally friendly
- Oil-resistant
- Good tensile strength, elongation and aging characteristics
- High flexibility
- Excellent abrasion resistance
- Water-resistant*
- UL Listed for indoor and outdoor use
- Ozone-, sunlight (UV)- and weather-resistant
- TRU-Mark® sequential footage marking

Industry Approvals

- UL/c(UL) Flexible Cord - UL 62/CSA 22.2 No. 49
- RoHS Compliant

Packaging:

- 250' (76.2 m), 500' (152.4 m), 1000' (304.8 m)
- Other put-ups available on special order

* Suitable for immersion in water if properly sealed and terminated.

COLOR CODE CHART

| NO. OF CONDUCTORS | COLOR |
|-------------------|----------------------------------|
| 2 | Black, White |
| 3 | Black, White, Green |
| 4 | Black, White, Red, Green |
| 5 | Black, White, Red, Green, Orange |

Cord furnished with UL and c(UL) labels.

* Non-stock item; minimum quantity purchase required.

† Green conductor for grounding only. Ampacities based on NEC Table 400.5(A)(1).

© Actual shipping weight may vary.



Going Green with General Cable

General Cable has accelerated its environmental commitment, addressing its green alternative approach by identifying greener opportunities and promoting green cabling solutions wherever feasible. This includes promoting our existing green products, partnering with key customers in their green endeavors, identifying and providing for green product gaps, and participating as a member of the United States Green Building Council (USGBC) and collaborative ventures such as the Green Suppliers Network (GSN).



Carolprene® Jacketed Type SJOOW

90°C, 300 Volt, UL/CSA Portable Cord



Product Construction:

Conductors:

- 18 through 10 AWG fully annealed stranded bare copper

Insulation:

- Premium-grade, color-coded 90°C EPDM
- Color code: See chart below

Jacket:

- Carolprene®, black
- Temperature range: -40°C to +90°C

Jacket Marking:

- CAROL (SIZE) (mm²) 90°C (UL) WATER RESISTANT SJOOW CSA (-40°C) FT2 P-7K-123033 MSHA 300 VOLT ROHS MADE IN USA (TRU-MARK SEQUENTIAL FOOTAGE)

Applications:

- Portable tools and equipment
- Portable appliances
- Small motors and associated machinery

Features:

- Excellent resistance to oil and moisture
- Good tensile strength, elongation and aging characteristics
- High flexibility
- Excellent abrasion resistance
- Water-resistant*
- UL Listed and CSA Certified for indoor and outdoor use
- Ozone-, sunlight (UV)- and weather-resistant
- TRU-Mark® sequential footage marking

Industry Approvals:

- UL Flexible Cord - UL 62
- CSA Flexible Cord - C22.2-49
- MSHA Approved
- RoHS Compliant

Packaging:

- 250' (76.2 m), 500' (152.4 m), 1000' (304.8 m)
- Other put-ups available on special order

* Suitable for immersion in water if properly sealed and terminated.



TYPE SJOOW – 300 VOLT – UL/CSA

| CATALOG NUMBER | NO. OF COND. | AWG SIZE | COND. STRAND | NOMINAL INS. THICKNESS | | NOMINAL O.D. | | CURRENT AMPS† | APPROX. NET WT. LBS/M ^(S) | STD. CTN. |
|----------------|--------------|----------|--------------|------------------------|------|--------------|-------|---------------|--------------------------------------|-----------|
| | | | | INCHES | mm | INCHES | mm | | | |
| 01310 | 2 | 18 | 16/30 | 0.030 | 0.76 | 0.285 | 7.24 | 10 | 46 | 1000' |
| 01311 | 3 | 18 | 16/30 | 0.030 | 0.76 | 0.305 | 7.75 | 10 | 60 | 1000' |
| 01344 | 4 | 18 | 16/30 | 0.030 | 0.76 | 0.330 | 8.38 | 7 | 72 | 250' |
| 01312 | 2 | 16 | 26/30 | 0.030 | 0.76 | 0.310 | 7.87 | 13 | 56 | 1000' |
| 01342 | 3 | 16 | 26/30 | 0.030 | 0.76 | 0.330 | 8.38 | 13 | 72 | 250' |
| 01343 | 4 | 16 | 26/30 | 0.030 | 0.76 | 0.365 | 9.27 | 10 | 89 | 250' |
| 01358 | 2 | 14 | 41/30 | 0.030 | 0.76 | 0.340 | 8.64 | 18 | 75 | 250' |
| 01360 | 3 | 14 | 41/30 | 0.030 | 0.76 | 0.370 | 9.40 | 18 | 100 | 250' |
| 01364 | 4 | 14 | 41/30 | 0.030 | 0.76 | 0.410 | 10.41 | 15 | 128 | 250' |
| 01379 | 2 | 12 | 65/30 | 0.030 | 0.76 | 0.410 | 10.41 | 25 | 108 | 250' |
| 01380 | 3 | 12 | 65/30 | 0.030 | 0.76 | 0.430 | 10.92 | 25 | 136 | 250' |
| 01381 | 4 | 12 | 65/30 | 0.030 | 0.76 | 0.475 | 12.07 | 20 | 177 | 250' |
| 01382* | 2 | 10 | 104/30 | 0.045 | 1.14 | 0.560 | 14.22 | 30 | 190 | 250' |
| 01383 | 3 | 10 | 104/30 | 0.045 | 1.14 | 0.580 | 14.73 | 30 | 236 | 250' |
| 01384 | 4 | 10 | 104/30 | 0.045 | 1.14 | 0.655 | 16.64 | 25 | 296 | 250' |

Cord furnished with UL and CSA labels.
 * Non-stock item; minimum quantity purchase required.
 † Green conductor for grounding only. Ampacities based on NEC Table 400.5(A)(1).
 (S) Actual shipping weight may vary.

COLOR CODE CHART

| NO. OF CONDUCTORS | COLOR |
|-------------------|--------------------------|
| 2 | Black, White |
| 3 | Black, White, Green |
| 4 | Black, White, Red, Green |

Carolprene® with 17 FREE® Jacketed Type SJOOW

105°C, 300 Volt, UL/c(UL) Portable Cord



Product Construction:

Conductors:

- 18 through 10 AWG fully annealed stranded bare copper

Insulation:

- Premium-grade, color-coded 105°C 17 FREE® EPDM
- Color code: See chart below

Jacket:

- Carolprene®, black, 17 FREE®
- Temperature range: -40°C to +105°C

Jacket Marking:

- CAROL (SIZE) (mm²) 105°C (UL) WATER RESISTANT SJOOW WITH 17 FREE (-40°C) FT2 c(UL) 300 VOLT ROHS MADE IN USA (TRU-MARK SEQUENTIAL FOOTAGE)

Applications:

- Portable tools and equipment
- Portable appliances
- Small motors and associated machinery

Features:

- No halogens
- More environmentally friendly
- Oil-resistant
- Good tensile strength, elongation and aging characteristics
- High flexibility
- Excellent abrasion resistance
- Water-resistant*
- UL Listed for indoor and outdoor use
- Ozone-, sunlight (UV)- and weather-resistant
- TRU-Mark® sequential footage marking

Industry Approvals:

- UL/c(UL) Flexible Cord - UL 62/CSA 22.2 No. 49
- RoHS Compliant

Packaging:

- 250' (76.2 m), 500' (152.4 m), 1000' (304.8 m)
- Other put-ups available on special order

* Suitable for immersion in water if properly sealed and terminated.

TYPE SJOOW – 300 VOLT – UL/c(UL)

| CATALOG NUMBER | NO. OF COND. | AWG SIZE | COND. STRAND | NOMINAL INS. THICKNESS | | NOMINAL O.D. | | CURRENT AMPS† | APPROX. NET WT. LBS/M ^(S) | STD. CTN. |
|----------------|--------------|----------|--------------|------------------------|------|--------------|-------|---------------|--------------------------------------|-------------------|
| | | | | INCHES | mm | INCHES | mm | | | |
| HF310* | 2 | 18 | 16/30 | 0.030 | 0.76 | 0.285 | 7.24 | 10 | 44 | 1000 ¹ |
| HF311* | 3 | 18 | 16/30 | 0.030 | 0.76 | 0.305 | 7.75 | 10 | 58 | 1000 ¹ |
| HF344* | 4 | 18 | 16/30 | 0.030 | 0.76 | 0.330 | 8.38 | 7 | 70 | 250 ¹ |
| HF312* | 2 | 16 | 26/30 | 0.030 | 0.76 | 0.310 | 7.87 | 13 | 54 | 250 ¹ |
| HF342* | 3 | 16 | 26/30 | 0.030 | 0.76 | 0.330 | 8.38 | 13 | 70 | 250 ¹ |
| HF343* | 4 | 16 | 26/30 | 0.030 | 0.76 | 0.365 | 9.27 | 10 | 87 | 250 ¹ |
| HF358* | 2 | 14 | 41/30 | 0.030 | 0.76 | 0.340 | 8.64 | 18 | 73 | 250 ¹ |
| HF360* | 3 | 14 | 41/30 | 0.030 | 0.76 | 0.370 | 9.40 | 18 | 97 | 250 ¹ |
| HF364* | 4 | 14 | 41/30 | 0.030 | 0.76 | 0.410 | 10.41 | 15 | 125 | 250 ¹ |
| HF379* | 2 | 12 | 65/30 | 0.030 | 0.76 | 0.410 | 10.41 | 25 | 104 | 250 ¹ |
| HF380* | 3 | 12 | 65/30 | 0.030 | 0.76 | 0.430 | 10.92 | 25 | 132 | 250 ¹ |
| HF381* | 4 | 12 | 65/30 | 0.030 | 0.76 | 0.475 | 12.07 | 20 | 172 | 250 ¹ |
| HF382* | 2 | 10 | 104/30 | 0.045 | 1.14 | 0.560 | 14.22 | 30 | 183 | 250 ¹ |
| HF383* | 3 | 10 | 104/30 | 0.045 | 1.14 | 0.580 | 14.73 | 30 | 229 | 250 ¹ |
| HF384* | 4 | 10 | 104/30 | 0.045 | 1.14 | 0.655 | 16.64 | 25 | 288 | 250 ¹ |

Cord furnished with UL and c(UL) labels.

* Non-stock item; minimum quantity purchase required.

† Green conductor for grounding only. Ampacities based on NEC Table 400.5(A)(1).

^(S)Actual shipping weight may vary.

COLOR CODE CHART

| NO. OF CONDUCTORS | COLOR |
|-------------------|--------------------------|
| 2 | Black, White |
| 3 | Black, White, Green |
| 4 | Black, White, Red, Green |



Going Green with General Cable

General Cable has accelerated its environmental commitment, addressing its green alternative approach by identifying greener opportunities and promoting green cabling solutions wherever feasible. This includes promoting our existing green products, partnering with key customers in their green endeavors, identifying and providing for green product gaps, and participating as a member of the United States Green Building Council (USGBC) and collaborative ventures such as the Green Suppliers Network (GSN).



Carolprene® Jacketed Type SOOW

90°C, 600 Volt, Non-UL Portable Cord

Product Construction:

Conductors:

- 8 through 2 AWG fully annealed stranded bare copper

Insulation:

- Premium-grade, color-coded 90°C EPDM
- Color code: See chart below

Jacket:

- Carolprene®, black
- Temperature range: -40°C to +90°C

Jacket Marking:

- CAROL (SIZE) TYPE SOOW 90°C P-7K-123033 MSHA 600 VOLT ROHS MADE IN USA

Applications:

- Portable tools and equipment
- Temporary and portable power
- Motors and associated machinery

Features:

- Excellent resistance to oil and moisture
- Good tensile strength, elongation and aging characteristics
- High flexibility
- Excellent abrasion resistance
- Ozone-, sunlight (UV)- and weather-resistant
- Water-resistant*

Industry Approvals:

- MSHA Approved
- RoHS Compliant

Packaging:

- 250' (76.2 m), 500' (152.4 m), 1000' (304.8 m)
- Other put-ups available on special order

* Suitable for immersion in water if properly sealed and terminated.

COLOR CODE CHART

| NO. OF CONDUCTORS | COLOR |
|-------------------|----------------------------------|
| 2 | Black, White |
| 3 | Black, White, Green |
| 4 | Black, White, Red, Green |
| 5 | Black, White, Red, Green, Orange |



TYPE SOOW, NON-UL – 600 VOLT

| CATALOG NUMBER | NO. OF COND. | AWG SIZE | COND. STRAND | NOMINAL INS. THICKNESS | | NOMINAL O.D. | | CURRENT AMPS† | APPROX. NET WT. LBS/M ^(S) | STD. CTN. |
|----------------|--------------|----------|--------------|------------------------|------|--------------|-------|---------------|--------------------------------------|-----------|
| | | | | INCHES | mm | INCHES | mm | | | |
| 01811* | 2 | 8 | 65/26 | 0.050 | 1.27 | 0.660 | 16.76 | 40 | 278 | 250' |
| 01812 | 3 | 8 | 65/26 | 0.050 | 1.27 | 0.695 | 17.65 | 40 | 343 | 250' |
| 01827 | 4 | 8 | 65/26 | 0.050 | 1.27 | 0.760 | 19.30 | 35 | 442 | 250' |
| 98267 | 5 | 8 | 65/26 | 0.050 | 1.27 | 0.840 | 21.34 | 28 | 542 | 250' |
| 01825 | 3 | 6 | 101/26 | 0.050 | 1.27 | 0.790 | 20.07 | 55 | 482 | 250' |
| 01824 | 4 | 6 | 101/26 | 0.050 | 1.27 | 0.865 | 21.97 | 45 | 599 | 250' |
| 98270 | 5 | 6 | 101/26 | 0.050 | 1.27 | 0.945 | 24.00 | 36 | 750 | 250' |
| 01823* | 2 | 4 | 119/25 | 0.050 | 1.27 | 0.870 | 22.09 | 70 | 515 | 250' |
| 01822 | 3 | 4 | 119/25 | 0.050 | 1.27 | 0.925 | 23.49 | 70 | 683 | 250' |
| 01821 | 4 | 4 | 119/25 | 0.050 | 1.27 | 1.015 | 25.78 | 60 | 851 | 250' |
| 98463 | 5 | 4 | 119/25 | 0.050 | 1.27 | 1.115 | 28.32 | 48 | 1039 | 250' |
| 01819 | 3 | 2 | 133/.0211 | 0.055 | 1.40 | 1.085 | 27.56 | 95 | 1003 | 250' |
| 01818 | 4 | 2 | 133/.0211 | 0.055 | 1.40 | 1.170 | 29.72 | 80 | 1248 | 250' |
| 98187 | 5 | 2 | 133/.0211 | 0.055 | 1.40 | 1.390 | 35.31 | 64 | 1684 | 250' |

* Non-stock item; minimum quantity purchase required.
 † Green conductor for grounding only. Ampacities based on NEC Table 400.5(A)(1).
 (S) Actual shipping weight may vary.

Super Vu-Tron® Type SO

90°C, 600 Volt



TYPE SO, NON-UL – 600 VOLT

| CATALOG NUMBER | AWG SIZE | COND. STRAND | NOMINAL INS. THICKNESS | | NOMINAL O.D. | | CURRENT AMPS† | APPROX. NET WT. LBS/M ^(S) |
|-----------------------|----------|--------------|------------------------|------|--------------|------|---------------|--------------------------------------|
| | | | INCHES | mm | INCHES | mm | | |
| 77493* | 18 | 16/30 | 0.030 | 0.76 | 0.180 | 4.57 | 10 | 19 |
| 77483* | 16 | 26/30 | 0.030 | 0.76 | 0.200 | 5.08 | 13 | 25 |
| 77473* | 14 | 41/30 | 0.045 | 1.14 | 0.240 | 6.09 | 18 | 40 |
| 77463* | 12 | 65/30 | 0.045 | 1.14 | 0.265 | 6.60 | 25 | 50 |
| 77453* ⁽¹⁾ | 10 | 104/30 | 0.045 | 1.14 | 0.305 | 7.75 | 30 | 75 |

† Ampacities based on NEC Table 400.5(A)(1).

* Non-stock item; minimum quantity purchase required.

^(S)Actual shipping weight may vary.⁽¹⁾Only 10 AWG construction is MSHA Approved.

Product Construction:

Conductors:

- 18 through 10 AWG stranded bare copper

Insulation:

- Premium-grade 90°C EPDM

Jacket:

- Super Vu-Tron®, black
- Temperature range: -40°C to +90°C

Jacket Marking:

- (SIZE) TYPE SO 600 VOLT CAROL SUPER VU-TRON® 90°C P-123-MSHA⁽¹⁾ (TRU-MARK SEQUENTIAL FOOTAGE)

Applications:

- Portable tools and equipment
- Portable appliances
- Small motors and associated machinery
- Flexible power leads

Features:

- Excellent resistance to oil and moisture
- Good tensile strength, elongation and aging characteristics
- High flexibility
- Excellent abrasion resistance
- Ozone-, sunlight (UV)- and weather-resistant
- TRU-Mark® sequential footage marking

Industry Approvals:

- MSHA Approved⁽¹⁾
- RoHS Compliant

Packaging:

- Lengths cut to order



Type SJ

60°C, 300 Volt, UL/CSA Portable Cord

Product Construction:

Conductors:

- 18 through 10 AWG fully annealed stranded bare copper

Insulation:

- Premium-grade, color-coded EPDM
- Color code: See chart below

Jacket:

- Rubber, black
- Temperature range: -40°C to +60°C

Jacket Marking:

- CAROL (SIZE) (mm²) TYPE SJ 60°C (UL) --- CSA TYPE SJ-FT2 300 VOLT ROHS MADE IN USA

Applications:

- Portable tools and equipment
- Portable appliances
- Small motors and associated machinery

Features:

- Good flexibility in low temperatures
- Suitable for use in conditions where the cord is not subject to acid, grease, oil or solvents

Industry Approvals:

- UL Flexible Cord - UL 62
- CSA Flexible Cord - C22.2-49
- RoHS Compliant

Packaging:

- 250' (76.2 m)
- Other put-ups available on special order

COLOR CODE CHART

| NO. OF CONDUCTORS | COLOR |
|-------------------|--------------------------|
| 2 | Black, White |
| 3 | Black, White, Green |
| 4 | Black, White, Red, Green |



TYPE SJ – 300 VOLT – UL/CSA

| CATALOG NUMBER | NO. OF COND. | AWG SIZE | COND. STRAND | NOMINAL INS. THICKNESS | | NOMINAL O.D. | | CURRENT AMPS [†] | APPROX. NET WT. LBS/M ^(§) | STD. CTN. |
|----------------|--------------|----------|--------------|------------------------|------|--------------|-------|---------------------------|--------------------------------------|-----------|
| | | | | INCHES | mm | INCHES | mm | | | |
| 01302* | 2 | 18 | 16/30 | 0.030 | 0.76 | 0.285 | 7.24 | 10 | 50 | 1000' |
| 01303* | 3 | 18 | 16/30 | 0.030 | 0.76 | 0.305 | 7.75 | 10 | 63 | 1000' |
| 01304* | 4 | 18 | 16/30 | 0.030 | 0.76 | 0.330 | 8.38 | 7 | 76 | 250' |
| 01305* | 2 | 16 | 26/30 | 0.030 | 0.76 | 0.315 | 8.00 | 13 | 62 | 1000' |
| 01306* | 3 | 16 | 26/30 | 0.030 | 0.76 | 0.330 | 8.38 | 13 | 76 | 250' |
| 01307* | 4 | 16 | 26/30 | 0.030 | 0.76 | 0.365 | 9.27 | 10 | 97 | 250' |
| 01361* | 2 | 14 | 41/30 | 0.030 | 0.76 | 0.340 | 8.64 | 18 | 79 | 250' |
| 01362* | 3 | 14 | 41/30 | 0.030 | 0.76 | 0.370 | 9.40 | 18 | 106 | 250' |
| 01366* | 4 | 14 | 41/30 | 0.030 | 0.76 | 0.415 | 10.54 | 15 | 135 | 250' |
| 01368* | 2 | 12 | 65/30 | 0.030 | 0.76 | 0.410 | 10.41 | 25 | 117 | 250' |
| 01369* | 3 | 12 | 65/30 | 0.030 | 0.76 | 0.430 | 10.92 | 25 | 145 | 250' |
| 01370* | 4 | 12 | 65/30 | 0.030 | 0.76 | 0.470 | 11.94 | 20 | 182 | 250' |
| 01376* | 2 | 10 | 104/30 | 0.045 | 1.14 | 0.550 | 13.97 | 30 | 193 | 250' |
| 01377* | 3 | 10 | 104/30 | 0.045 | 1.14 | 0.580 | 14.73 | 30 | 243 | 250' |
| 01378* | 4 | 10 | 104/30 | 0.045 | 1.14 | 0.655 | 16.64 | 25 | 318 | 250' |

* Non-stock item; minimum quantity purchase required.
 † Green conductor for grounding only. Ampacities based on NEC Table 400.5(A)(1).
 (§) Actual shipping weight may vary.

Carolprene® Type SVO

90°C, 300 Volt, UL/CSA Portable Cord



TYPE SVO – 300 VOLT – UL/CSA

| CATALOG NUMBER | NO. OF COND. | AWG SIZE | COND. STRAND | NOMINAL INS. THICKNESS | | NOMINAL O.D. | | CURRENT AMPS† | APPROX. NET WT. LBS/M ^(S) | STD. CTN. |
|----------------|--------------|----------|--------------|------------------------|------|--------------|------|---------------|--------------------------------------|-----------|
| | | | | INCHES | mm | INCHES | mm | | | |
| 13002 | 2 | 18 | 41/34 | 0.015 | 0.38 | 0.225 | 5.72 | 10 | 34 | 1000' |
| 13003 | 3 | 18 | 41/34 | 0.015 | 0.38 | 0.235 | 5.97 | 10 | 40 | 1000' |

† Green conductor for grounding only. Ampacities based on NEC Table 400.5(A)(1).
 (S)Actual shipping weight may vary.

Product Construction:

Conductors:

- 18 AWG fully annealed stranded bare copper

Insulation:

- Premium-grade, color-coded 90°C EPDM
- Color code: See chart below

Jacket:

- Carolprene®, black
- Temperature range: -20°C to +90°C

Jacket Marking:

- CAROL (SIZE) (mm²) TYPE SVO 90°C (UL) --- CSA TYPE SVO FT2 300 VOLT ROHS MADE IN USA

Applications:

- Vacuum cleaners
- Light-duty equipment
- Office equipment

Features:

- Maintains flexibility in cold temperatures
- Resistant to oil and moisture
- Good tensile strength, elongation and aging characteristics
- Excellent flex life
- Ozone-, sunlight (UV)- and weather-resistant

Industry Approvals:

- UL Flexible Cord - UL 62
- CSA Flexible Cord - C22.2-49
- RoHS Compliant

Packaging:

- 250' (76.2 m)
- Other sizes and put-ups available on special order
- 4C cables available as UL recognized AWM as special order

COLOR CODE CHART

| NO. OF CONDUCTORS | COLOR |
|-------------------|---------------------|
| 2 | Black, White |
| 3 | Black, White, Green |



Super Vu-Tron® Multi-Conductor Type S00W

90°C, 600 Volt, UL/CSA Portable Cord

Product Construction:

Conductors:

- 18 and 16 AWG fully annealed stranded bare copper

Insulation:

- Premium-grade, color-coded 90°C EPDM
- Color code: See chart below

Jacket:

- Super Vu-Tron® 90°C, black
- Temperature range: -40°C to +90°C

Jacket Marking:

- CAROL SUPER VU-TRON® (SIZE) (mm²) 90°C (UL) WATER RESISTANT S00W CSA (-40°C) FT2 P-7K-123033 MSHA 600 VOLT ROHS MADE IN USA

Applications:

- Control circuits
- Tools
- Heavy industrial, processing and construction equipment

Features:

- Extra-flexible stranding
- Abrasion-resistant
- Resists oils and solvents
- Flame-resistant
- Ozone-resistant
- 90°C rated conductors and jacket
- Water-resistant*
- UL Listed and CSA Certified for indoor and outdoor use
- Ozone-, sunlight (UV)- and weather-resistant

Industry Approvals:

- UL Flexible Cord - UL 62
- CSA Flexible Cord - C22.2-49
- MSHA Approved
- RoHS Compliant

Packaging:

- 5- through 8-conductor available on 250' (76.2 m), 500' (152.4 m), and 1000' (304.8 m) reels
- 9+ cond. available on long-length reels
- Other put-ups available on special order

* Suitable for immersion in water if properly sealed and terminated.



TYPE S00W – 600 VOLT – UL/CSA

| CATALOG NUMBER | NO. OF COND. | AWG SIZE | COND. STRAND | NOMINAL INS. THICKNESS | | NOMINAL O.D. | | CURRENT AMPS† | APPROX. NET WT. LBS/M ^(S) |
|----------------|--------------|----------|--------------|------------------------|------|--------------|-------|---------------|--------------------------------------|
| | | | | INCHES | mm | INCHES | mm | | |
| 09805 | 5 | 18 | 16/30 | 0.030 | 0.76 | 0.465 | 11.81 | 5.6 | 131 |
| 09806 | 6 | 18 | 16/30 | 0.030 | 0.76 | 0.495 | 12.57 | 5.6 | 142 |
| 09807 | 7 | 18 | 16/30 | 0.030 | 0.76 | 0.520 | 13.21 | 5.6 | 161 |
| 09808 | 8 | 18 | 16/30 | 0.030 | 0.76 | 0.530 | 13.46 | 4.9 | 173 |
| 09810 | 10 | 18 | 16/30 | 0.030 | 0.76 | 0.595 | 15.11 | 4.9 | 221 |
| 09812 | 12 | 18 | 16/30 | 0.030 | 0.76 | 0.600 | 15.24 | 3.5 | 235 |
| 09814 | 14 | 18 | 16/30 | 0.030 | 0.76 | 0.630 | 16.00 | 3.5 | 262 |
| 09816 | 16 | 18 | 16/30 | 0.030 | 0.76 | 0.700 | 17.78 | 3.5 | 306 |
| 09818* | 18 | 18 | 16/30 | 0.030 | 0.76 | 0.760 | 19.30 | 3.5 | 341 |
| 09820 | 20 | 18 | 16/30 | 0.030 | 0.76 | 0.795 | 20.19 | 3.5 | 377 |
| 09822* | 22 | 18 | 16/30 | 0.030 | 0.76 | 0.805 | 20.45 | 3.1 | 400 |
| 09824 | 24 | 18 | 16/30 | 0.030 | 0.76 | 0.850 | 21.59 | 3.1 | 453 |
| 09827* | 27 | 18 | 16/30 | 0.030 | 0.76 | 0.865 | 21.97 | 3.1 | 475 |
| 09830* | 30 | 18 | 16/30 | 0.030 | 0.76 | 0.915 | 23.24 | 3.1 | 524 |
| 09605 | 5 | 16 | 26/30 | 0.030 | 0.76 | 0.495 | 12.57 | 8.0 | 152 |
| 09606 | 6 | 16 | 26/30 | 0.030 | 0.76 | 0.520 | 13.21 | 8.0 | 184 |
| 09607 | 7 | 16 | 26/30 | 0.030 | 0.76 | 0.540 | 13.72 | 8.0 | 210 |
| 09608 | 8 | 16 | 26/30 | 0.030 | 0.76 | 0.575 | 14.61 | 7.0 | 228 |
| 09609 | 9 | 16 | 26/30 | 0.030 | 0.76 | 0.600 | 15.24 | 7.0 | 255 |
| 09610 | 10 | 16 | 26/30 | 0.030 | 0.76 | 0.620 | 15.75 | 5.0 | 260 |
| 09612 | 12 | 16 | 26/30 | 0.030 | 0.76 | 0.660 | 16.76 | 5.0 | 319 |
| 09614 | 14 | 16 | 26/30 | 0.030 | 0.76 | 0.730 | 18.54 | 5.0 | 343 |
| 09616 | 16 | 16 | 26/30 | 0.030 | 0.76 | 0.740 | 18.80 | 5.0 | 367 |
| 09618* | 18 | 16 | 26/30 | 0.030 | 0.76 | 0.770 | 19.56 | 5.0 | 405 |
| 09620 | 20 | 16 | 26/30 | 0.030 | 0.76 | 0.810 | 20.57 | 5.0 | 444 |
| 09622* | 22 | 16 | 26/30 | 0.030 | 0.76 | 0.900 | 22.86 | 4.5 | 510 |
| 09624 | 24 | 16 | 26/30 | 0.030 | 0.76 | 0.925 | 23.50 | 4.5 | 547 |
| 09626* | 26 | 16 | 26/30 | 0.030 | 0.76 | 0.965 | 24.51 | 4.5 | 611 |
| 09630 | 30 | 16 | 26/30 | 0.030 | 0.76 | 1.010 | 25.65 | 4.5 | 685 |

† Values shown are for current-carrying conductors. A grounding conductor, or one which carries only the unbalance current from other conductors, is NOT counted in determining current carrying capacity. Ampacities based on NEC Table 400.5(A)(1).


* Non-stock item; minimum quantity purchase required.

^(S)Actual shipping weight may vary.

COLOR CODE CHART

| NO. OF COND. | COLOR | TRACER | NO. OF COND. | COLOR | TRACER | NO. OF COND. | COLOR | TRACER |
|--------------|--------|--------|--------------|--------|--------|--------------|--------|--------|
| 1 | Black | — | 8 | Red | Black | 15 | Blue | White |
| 2 | White | — | 9 | Green | Black | 16 | Black | Red |
| 3 | Red | — | 10 | Orange | Black | 17 | White | Red |
| 4 | Green | — | 11 | Blue | Black | 18 | Orange | Red |
| 5 | Orange | — | 12 | Black | White | 19 | Blue | Red |
| 6 | Blue | — | 13 | Red | White | 20 | Red | Green |
| 7 | White | Black | 14 | Green | White | 21 | Orange | Green |

Note: Colors repeat after 21 conductors.



Super Vu-Tron® Multi-Conductor Type S00W

90°C, 600 Volt, UL/CSA Portable Cord

Product Construction:

Conductors:

- 14 through 10 AWG fully annealed stranded bare copper

Insulation:

- Premium-grade, color-coded 90°C EPDM
- Color code: See chart below

Jacket:

- Super Vu-Tron® 90°C, black
- Temperature range: -40°C to +90°C

Jacket Marking:

- CAROL SUPER VU-TRON® (SIZE) (mm²) 90°C (UL) WATER RESISTANT SOOW CSA (-40°C) FT2 P-7K-123033 MSHA 600 VOLT ROHS MADE IN USA

Applications:

- Control circuits
- Tools
- Heavy industrial, processing and construction equipment

Features:

- Extra-flexible stranding
- Abrasion-resistant
- Resists oils and solvents
- Flame-resistant
- Ozone-resistant
- 90°C rated conductors and jacket
- Water-resistant*
- UL Listed and CSA Certified for indoor and outdoor use
- Ozone-, sunlight (UV)- and weather-resistant

Industry Approvals:

- UL Flexible Cord - UL 62
- CSA Flexible Cord - C22.2-49
- MSHA Approved
- RoHS Compliant

Packaging:


- 5- through 8-conductor available on 250' (76.2 m), 500' (152.4 m), and 1000' (304.8 m) reels
- 9+ cond. available on long-length reels
- Other put-ups available on special order

* Suitable for immersion in water if properly sealed and terminated.

COLOR CODE CHART

| NO. OF COND. | COLOR | TRACER | NO. OF COND. | COLOR | TRACER |
|--------------|--------|--------|--------------|--------|--------|
| 1 | Black | — | 12 | Black | White |
| 2 | White | — | 13 | Red | White |
| 3 | Red | — | 14 | Green | White |
| 4 | Green | — | 15 | Blue | White |
| 5 | Orange | — | 16 | Black | Red |
| 6 | Blue | — | 17 | White | Red |
| 7 | White | Black | 18 | Orange | Red |
| 8 | Red | Black | 19 | Blue | Red |
| 9 | Green | Black | 20 | Red | Green |
| 10 | Orange | Black | 21 | Orange | Green |
| 11 | Blue | Black | | | |

Note: Colors repeat after 21 conductors. Refer to page 21 for color diagram.



TYPE S00W – 600 VOLT – UL/CSA

| CATALOG NUMBER | NO. OF COND. | AWG SIZE | COND. STRAND | NOMINAL INS. THICKNESS | | NOMINAL O.D. | | CURRENT AMPS† | APPROX. NET WT. LBS/M ^(S) |
|----------------|--------------|----------|--------------|------------------------|------|--------------|-------|---------------|--------------------------------------|
| | | | | INCHES | mm | INCHES | mm | | |
| 09405 | 5 | 14 | 41/30 | 0.045 | 1.14 | 0.645 | 16.26 | 12.0 | 266 |
| 09406 | 6 | 14 | 41/30 | 0.045 | 1.14 | 0.710 | 18.03 | 12.0 | 313 |
| 09407 | 7 | 14 | 41/30 | 0.045 | 1.14 | 0.755 | 19.18 | 12.0 | 326 |
| 09408 | 8 | 14 | 41/30 | 0.045 | 1.14 | 0.810 | 20.57 | 10.5 | 366 |
| 09409* | 9 | 14 | 41/30 | 0.045 | 1.14 | 0.860 | 21.84 | 10.5 | 419 |
| 09410 | 10 | 14 | 41/30 | 0.045 | 1.14 | 0.875 | 22.23 | 10.5 | 436 |
| 09412 | 12 | 14 | 41/30 | 0.045 | 1.14 | 0.900 | 22.86 | 7.5 | 516 |
| 09414 | 14 | 14 | 41/30 | 0.045 | 1.14 | 1.000 | 25.40 | 7.5 | 597 |
| 09416 | 16 | 14 | 41/30 | 0.045 | 1.14 | 1.030 | 26.16 | 7.5 | 658 |
| 09418* | 18 | 14 | 41/30 | 0.045 | 1.14 | 1.100 | 27.94 | 7.5 | 720 |
| 09420 | 20 | 14 | 41/30 | 0.045 | 1.14 | 1.155 | 29.34 | 7.5 | 799 |
| 09424 | 24 | 14 | 41/30 | 0.045 | 1.14 | 1.260 | 32.00 | 6.7 | 998 |
| 09428* | 28 | 14 | 41/30 | 0.045 | 1.14 | 1.330 | 33.78 | 6.7 | 1080 |
| 09430* | 30 | 14 | 41/30 | 0.045 | 1.14 | 1.335 | 33.97 | 6.0 | 1146 |
| 09205 | 5 | 12 | 65/30 | 0.045 | 1.14 | 0.715 | 18.16 | 16.0 | 326 |
| 09206 | 6 | 12 | 65/30 | 0.045 | 1.14 | 0.740 | 18.80 | 16.0 | 362 |
| 09207 | 7 | 12 | 65/30 | 0.045 | 1.14 | 0.790 | 20.07 | 16.0 | 415 |
| 09208 | 8 | 12 | 65/30 | 0.045 | 1.14 | 0.825 | 20.96 | 14.0 | 464 |
| 09209 | 9 | 12 | 65/30 | 0.045 | 1.14 | 0.900 | 22.86 | 14.0 | 510 |
| 09210 | 10 | 12 | 65/30 | 0.045 | 1.14 | 0.950 | 24.13 | 14.0 | 602 |
| 09212 | 12 | 12 | 65/30 | 0.045 | 1.14 | 1.010 | 25.65 | 10.0 | 662 |
| 09214 | 14 | 12 | 65/30 | 0.045 | 1.14 | 1.020 | 25.91 | 10.0 | 724 |
| 09216 | 16 | 12 | 65/30 | 0.045 | 1.14 | 1.135 | 28.83 | 10.0 | 869 |
| 09218* | 18 | 12 | 65/30 | 0.045 | 1.14 | 1.175 | 29.85 | 10.0 | 912 |
| 09220 | 20 | 12 | 65/30 | 0.045 | 1.14 | 1.175 | 29.84 | 10.0 | 977 |
| 09224 | 24 | 12 | 65/30 | 0.045 | 1.14 | 1.360 | 34.54 | 9.0 | 1236 |
| 09226 | 26 | 12 | 65/30 | 0.045 | 1.14 | 1.380 | 35.05 | 9.0 | 1309 |
| 09227* | 27 | 12 | 65/30 | 0.045 | 1.14 | 1.390 | 35.30 | 9.0 | 1335 |
| 09228* | 28 | 12 | 65/30 | 0.045 | 1.14 | 1.455 | 36.95 | 9.0 | 1375 |
| 09230 | 30 | 12 | 65/30 | 0.045 | 1.14 | 1.455 | 36.96 | 9.0 | 1512 |
| 09005 | 5 | 10 | 104/30 | 0.045 | 1.14 | 0.770 | 19.56 | 20.0 | 423 |
| 09006 | 6 | 10 | 104/30 | 0.045 | 1.14 | 0.875 | 22.23 | 20.0 | 508 |
| 09007 | 7 | 10 | 104/30 | 0.045 | 1.14 | 0.900 | 22.86 | 20.0 | 549 |
| 09008* | 8 | 10 | 104/30 | 0.045 | 1.14 | 0.935 | 23.75 | 17.5 | 625 |
| 09010 | 10 | 10 | 104/30 | 0.045 | 1.14 | 1.020 | 25.91 | 17.5 | 755 |
| 09012 | 12 | 10 | 104/30 | 0.045 | 1.14 | 1.070 | 27.18 | 12.5 | 867 |
| 09016* | 16 | 10 | 104/30 | 0.045 | 1.14 | 1.230 | 31.24 | 12.5 | 1142 |
| 09020* | 20 | 10 | 104/30 | 0.045 | 1.14 | 1.325 | 33.66 | 12.5 | 1445 |


† Values shown are for current-carrying conductors. A grounding conductor, or one which carries only the unbalance current from other conductors, is NOT counted in determining current carrying capacity. Ampacities based on NEC Table 400.5(A)(1).

* Non-stock item; minimum quantity purchase required.

(S) Actual shipping weight may vary.



Plastic Cord 3



Thermoplastic cord products have evolved into a product line where specialized, technologically advanced products are required to meet today’s commercial and industrial applications.

No longer are plastic cord products used only in applications where oil resistance is needed; today typical applications require cord to perform well in environments of extreme heat and cold and on job sites and factory floors where resistance to oil, chemicals and abrasion is mandatory.

General Cable’s role, as the producer of the premiere Carol® Brand plastic cord products, is to ensure that new product development, product innovation and quality not only keep pace with industry requirements but also set the trends.

Our plastic cord products carry a full range of listings and certifications with Underwriters Laboratories, Inc. and the Canadian Standard Association. In addition, many products meet or exceed the requirements of OSHA, MSHA and other relevant industry standards.

Carol is simply the most accepted brand in the industry, having proven itself on the job time after time. Our plastic cord line is the most comprehensive in the industry, ensuring that the proper Carol product can always be specified.

| Index | Page |
|---------------------------------------|-------|
| Carol® Ultra Flex® Types SJE00W/SE00W | 24-25 |
| Types SJTOW and STOW | 26 |
| Type SVT | 27 |
| Type SJT 60°C | 28 |
| Type SJT 105°C | 29 |
| Bus Drop Cable | 30 |
| Thermostat Wire | 31-32 |
| Thermostat Wire, Unjacketed | 33 |

Carol® Ultra Flex® Types SJE00W/SE00W

105°C, 300 and 600 Volt, UL/c(UL) Portable Cord



Product Construction:

Conductors:

- 18 through 6 AWG fully annealed stranded bare copper

Insulation:

- Thermoplastic Elastomer
- Color code: See chart below

Jacket:

- Ultra Flex® Thermoplastic Elastomer, black, white or yellow
- Temperature range: -50°C to +105°C

Jacket Marking:

- Carol® Ultra Flex® SJE00W - CAROL® ULTRA FLEX® (SIZE) (mm²) E11368-8 WATER RESISTANT (UL) SJE00W c(UL) SJTOOW-TPE (-50°C) 105°C 300 V FT2 P-07-KA120010-MSHA - ROHS - MADE IN USA (DATE CODE) (TRU-MARK SEQUENTIAL FOOTAGE)
- Carol® Ultra Flex® SE00W - CAROL® ULTRA FLEX® (SIZE) (mm²) E11368-8 WATER RESISTANT (UL) SE00W c(UL) ST00W-TPE (-50°C) 105°C 600 V FT2 P-07-KA120010-MSHA - ROHS - MADE IN USA (DATE CODE) (TRU-MARK SEQUENTIAL FOOTAGE)

| CATALOG NUMBER | NO. OF COND. | AWG SIZE | COND. STRAND | NOMINAL INS. THICKNESS | | NOMINAL O.D. | | CURRENT AMPS† | APPROX. NET WT. LBS/M ⁽⁶⁾ | STD. PKG. |
|----------------|--------------|----------|--------------|------------------------|----|--------------|----|---------------|--------------------------------------|-----------|
| | | | | INCHES | mm | INCHES | mm | | | |

UL TYPE SJE00W, c(UL) TYPE SJTOOW-TPE – 300 VOLT

| | | | | | | | | | | |
|--------|---|----|--------|-------|------|-------|-------|----|-----|------|
| 89002 | 2 | 18 | 16/30 | 0.030 | 0.76 | 0.293 | 7.44 | 10 | 45 | 250' |
| 89003 | 3 | 18 | 16/30 | 0.030 | 0.76 | 0.310 | 7.87 | 10 | 55 | 250' |
| 89004 | 4 | 18 | 16/30 | 0.030 | 0.76 | 0.340 | 8.64 | 7 | 65 | 250' |
| 89012 | 2 | 16 | 26/30 | 0.030 | 0.76 | 0.319 | 8.10 | 13 | 55 | 250' |
| 89013 | 3 | 16 | 26/30 | 0.030 | 0.76 | 0.338 | 8.59 | 13 | 70 | 250' |
| 89014 | 4 | 16 | 26/30 | 0.030 | 0.76 | 0.372 | 9.45 | 10 | 85 | 250' |
| 89022 | 2 | 14 | 41/30 | 0.030 | 0.76 | 0.351 | 8.92 | 18 | 75 | 250' |
| 89023 | 3 | 14 | 41/30 | 0.030 | 0.76 | 0.372 | 9.45 | 18 | 90 | 250' |
| 89024 | 4 | 14 | 41/30 | 0.030 | 0.76 | 0.410 | 10.41 | 15 | 115 | 250' |
| 89032 | 2 | 12 | 65/30 | 0.030 | 0.76 | 0.419 | 10.64 | 25 | 90 | 250' |
| 89033 | 3 | 12 | 65/30 | 0.030 | 0.76 | 0.443 | 11.25 | 25 | 130 | 250' |
| 89034 | 4 | 12 | 65/30 | 0.030 | 0.76 | 0.486 | 12.34 | 20 | 170 | 250' |
| 89042* | 2 | 10 | 104/30 | 0.045 | 1.14 | 0.555 | 14.10 | 30 | 170 | 250' |
| 89043* | 3 | 10 | 104/30 | 0.045 | 1.14 | 0.587 | 14.91 | 30 | 210 | 250' |
| 89044* | 4 | 10 | 104/30 | 0.045 | 1.14 | 0.644 | 16.36 | 25 | 275 | 250' |

UL TYPE SE00W, c(UL) TYPE ST00W-TPE – 600 VOLT

| | | | | | | | | | | |
|-------|---|----|--------|-------|------|-------|-------|----|-----|------|
| 89052 | 2 | 18 | 16/30 | 0.030 | 0.76 | 0.355 | 9.02 | 10 | 55 | 250' |
| 89053 | 3 | 18 | 16/30 | 0.030 | 0.76 | 0.372 | 9.45 | 10 | 70 | 250' |
| 89054 | 4 | 18 | 16/30 | 0.030 | 0.76 | 0.402 | 10.21 | 7 | 85 | 250' |
| 89062 | 2 | 16 | 26/30 | 0.030 | 0.76 | 0.381 | 9.68 | 13 | 75 | 250' |
| 89063 | 3 | 16 | 26/30 | 0.030 | 0.76 | 0.400 | 10.16 | 13 | 85 | 250' |
| 89064 | 4 | 16 | 26/30 | 0.030 | 0.76 | 0.434 | 11.02 | 10 | 105 | 250' |
| 89065 | 5 | 16 | 26/30 | 0.030 | 0.76 | 0.511 | 12.98 | 8 | 120 | 250' |
| 89072 | 2 | 14 | 41/30 | 0.045 | 1.14 | 0.515 | 13.08 | 18 | 140 | 250' |
| 89073 | 3 | 14 | 41/30 | 0.045 | 1.14 | 0.541 | 13.74 | 18 | 150 | 250' |
| 89074 | 4 | 14 | 41/30 | 0.045 | 1.14 | 0.589 | 14.96 | 15 | 185 | 250' |
| 89075 | 5 | 14 | 41/30 | 0.045 | 1.14 | 0.669 | 16.99 | 12 | 230 | 250' |
| 89082 | 2 | 12 | 65/30 | 0.045 | 1.14 | 0.585 | 14.86 | 25 | 175 | 250' |
| 89083 | 3 | 12 | 65/30 | 0.045 | 1.14 | 0.614 | 15.60 | 25 | 195 | 250' |
| 89084 | 4 | 12 | 65/30 | 0.045 | 1.14 | 0.665 | 16.89 | 20 | 245 | 250' |
| 89085 | 5 | 12 | 65/30 | 0.045 | 1.14 | 0.718 | 18.24 | 16 | 295 | 250' |
| 89092 | 2 | 10 | 104/30 | 0.045 | 1.14 | 0.629 | 15.98 | 30 | 220 | 250' |
| 89093 | 3 | 10 | 104/30 | 0.045 | 1.14 | 0.661 | 16.79 | 30 | 260 | 250' |
| 89094 | 4 | 10 | 104/30 | 0.045 | 1.14 | 0.718 | 18.24 | 25 | 305 | 250' |
| 89095 | 5 | 10 | 104/30 | 0.045 | 1.14 | 0.777 | 19.74 | 20 | 385 | 250' |
| 89883 | 3 | 8 | 133/29 | 0.060 | 1.52 | 0.868 | 22.05 | 40 | 415 | 250' |
| 89884 | 4 | 8 | 133/29 | 0.060 | 1.52 | 0.971 | 24.66 | 35 | 545 | 250' |
| 89663 | 3 | 6 | 133/27 | 0.060 | 1.52 | 1.000 | 25.40 | 55 | 585 | 250' |
| 89664 | 4 | 6 | 133/27 | 0.060 | 1.52 | 1.110 | 28.19 | 45 | 750 | 250' |

Applications:

- Indoor applications for:
 - Portable power tools
 - Industrial and consumer lighting fixtures
 - Office equipment power supplies
 - Construction site power
 - Industrial and floor care equipment

Features:

- Lightweight
- Oil-resistant
- Very good flexibility
- Excellent molding characteristics
- Water-resistant*
- UL Listed and c(UL) Listed for indoor or outdoor use
- TRU-Mark® sequential footage marking

Industry Approvals:

- UL Flexible Cord - UL 62
- CSA Flexible Cord - C22.2-49
- MSHA Approved
- RoHS Compliant

Packaging:

- 250' (76.2 m), 1000' (304.8 m) reels
- Packaged with TRU-Mark® precision

Other AWG sizes, conductor counts and put-ups available on special order.

* Suitable for immersion in water if properly sealed and terminated.

COLOR CODE CHART

| NO. OF CONDUCTORS | COLOR** |
|-------------------|----------------------------------|
| 2 | Black, White |
| 3 | Black, White, Green |
| 4 | Black, White, Red, Green |
| 5 | Black, White, Red, Green, Orange |

** Green conductor for grounding only.

† Ampacities based on 90°C conductor and 30°C ambient temperature per Table 400.5(A)(1) of the National Electrical Code®.

* Non-stock item; minimum quantity purchase required.

® Actual shipping weight may vary.



Carol® Ultra Flex® Type SE00W

105°C, 600 Volt, Non-UL Portable Cord



Product Construction:

Conductors:

- 8 through 2 AWG fully annealed stranded bare copper

Insulation:

- Thermoplastic Elastomer
- Color code: See chart below

Jacket:

- Ultra Flex® Thermoplastic Elastomer, black, white or yellow
- Temperature range: -50°C to +105°C

Jacket Marking:

- CAROL ULTRA FLEX® (NO. OF COND) (AWG) (mm²) WATER RESISTANT SE00W OR ST00W-TPE (-50°C) 105°C 600 V --- FT2 P-07-KA120010-MSHA – ROHS – MADE IN USA (DATE CODE) (TRU-MARK SEQUENTIAL FOOTAGE)

Applications:

- Indoor applications for:
 - Portable power tools
 - Industrial and consumer lighting fixtures
 - Office equipment power supplies
 - Construction site power
 - Industrial and floor care equipment

Features:

- Lightweight
- Oil-resistant
- Very good flexibility
- Excellent molding characteristics
- Water-resistant*
- Indoor or outdoor use (8-2 AWG)
- TRU-Mark® sequential footage marking

Industry Approvals:

- MSHA Approved
- RoHS Compliant

Packaging:

- 250' (76.2 m), 1000' (304.8 m) reels
- Packaged with TRU-Mark® precision

Other AWG sizes, conductor counts and put-ups available on special order.

* Suitable for immersion in water if properly sealed and terminated.



| CATALOG NUMBER | NO. OF COND. | AWG SIZE | COND. STRAND | NOMINAL INS. THICKNESS | | NOMINAL O.D. | | CURRENT AMPS† | APPROX. NET WT. LBS/M ^(S) | STD. PKG. |
|----------------|--------------|----------|--------------|------------------------|----|--------------|----|---------------|--------------------------------------|-----------|
| | | | | INCHES | mm | INCHES | mm | | | |

NON-UL TYPE SE00W - 600 VOLT

| | | | | | | | | | | |
|--------------|---|---|------------|-------|------|-------|-------|----|------|------------|
| 89803 | 3 | 8 | 65/26 | 0.050 | 1.27 | 0.712 | 18.08 | 40 | 320 | 250'/1000' |
| 89804 | 4 | 8 | 65/26 | 0.050 | 1.27 | 0.778 | 19.76 | 35 | 395 | 250'/1000' |
| 89603 | 3 | 6 | 101/26 | 0.050 | 1.27 | 0.810 | 20.57 | 55 | 440 | 250'/1000' |
| 89604 | 4 | 6 | 101/26 | 0.050 | 1.27 | 0.887 | 22.53 | 45 | 545 | 250'/1000' |
| 89403 | 3 | 4 | 119/25 | 0.050 | 1.27 | 0.935 | 23.75 | 70 | 655 | 250'/1000' |
| 89404 | 4 | 4 | 119/25 | 0.050 | 1.27 | 1.025 | 26.04 | 60 | 820 | 250'/1000' |
| 89203 | 3 | 2 | 119/0.0223 | 0.050 | 1.27 | 1.158 | 29.41 | 95 | 985 | 250'/1000' |
| 89204 | 4 | 2 | 119/0.0223 | 0.050 | 1.27 | 1.260 | 32.00 | 80 | 1245 | 250'/1000' |

† Ampacities based on 90°C conductor and 30°C ambient temperature per Table 400.5(A)(1) of the National Electrical Code®.
 ® Actual shipping weight may vary.

COLOR CODE CHART

| NO. OF CONDUCTORS | COLOR** |
|-------------------|--------------------------|
| 2 | Black, White |
| 3 | Black, White, Green |
| 4 | Black, White, Red, Green |

** Green conductor for grounding only.

Types SJTOW and STOW

90°C, 300 and 600 Volt, UL/CSA Portable Cord



TYPE SJTOW – 300 VOLT – UL/CSA

| CATALOG NUMBER | NO. OF COND. | AWG SIZE | COND. STRAND | NOMINAL INS. THICKNESS | | NOMINAL O.D. | | CURRENT AMPS† | APPROX. NET WEIGHT LBS/M ^(§) |
|----------------|--------------|----------|--------------|------------------------|------|--------------|-------|---------------|---|
| | | | | INCHES | mm | INCHES | mm | | |
| 86902* | 2 | 18 | 16/30 | 0.030 | 0.76 | 0.290 | 7.37 | 10 | 42 |
| 86903* | 3 | 18 | 16/30 | 0.030 | 0.76 | 0.305 | 7.75 | 10 | 54 |
| 86904* | 4 | 18 | 16/30 | 0.030 | 0.76 | 0.335 | 8.51 | 7 | 65 |
| 86912* | 2 | 16 | 26/30 | 0.030 | 0.76 | 0.315 | 8.00 | 13 | 57 |
| 86913 | 3 | 16 | 26/30 | 0.030 | 0.76 | 0.330 | 8.38 | 13 | 70 |
| 86914* | 4 | 16 | 26/30 | 0.030 | 0.76 | 0.365 | 9.27 | 10 | 86 |
| 86922* | 2 | 14 | 41/30 | 0.030 | 0.76 | 0.345 | 8.76 | 18 | 67 |
| 86923 | 3 | 14 | 41/30 | 0.030 | 0.76 | 0.365 | 9.27 | 18 | 92 |
| 86924 | 4 | 14 | 41/30 | 0.030 | 0.76 | 0.415 | 10.54 | 15 | 114 |
| 86932* | 2 | 12 | 65/30 | 0.030 | 0.76 | 0.410 | 10.44 | 25 | 95 |
| 86933 | 3 | 12 | 65/30 | 0.030 | 0.76 | 0.430 | 10.92 | 25 | 132 |
| 86934* | 4 | 12 | 65/30 | 0.030 | 0.76 | 0.485 | 12.32 | 20 | 167 |

TYPE STOW – 600 VOLT – UL/CSA

| CATALOG NUMBER | NO. OF COND. | AWG SIZE | COND. STRAND | NOMINAL INS. THICKNESS | | NOMINAL O.D. | | CURRENT AMPS† | APPROX. NET WEIGHT LBS/M ^(§) |
|----------------|--------------|----------|--------------|------------------------|------|--------------|-------|---------------|---|
| | | | | INCHES | mm | INCHES | mm | | |
| 86952* | 2 | 18 | 16/30 | 0.030 | 0.76 | 0.350 | 8.89 | 10 | 60 |
| 86953 | 3 | 18 | 16/30 | 0.030 | 0.76 | 0.365 | 9.27 | 10 | 72 |
| 86954* | 4 | 18 | 16/30 | 0.030 | 0.76 | 0.395 | 10.03 | 7 | 85 |
| 86962* | 2 | 16 | 26/30 | 0.030 | 0.76 | 0.375 | 9.58 | 13 | 76 |
| 86963 | 3 | 16 | 26/30 | 0.030 | 0.76 | 0.395 | 10.08 | 13 | 90 |
| 86964 | 4 | 16 | 26/30 | 0.030 | 0.76 | 0.425 | 10.80 | 10 | 107 |
| 86972* | 2 | 14 | 41/30 | 0.045 | 1.14 | 0.505 | 12.83 | 18 | 120 |
| 86973 | 3 | 14 | 41/30 | 0.045 | 1.14 | 0.535 | 13.59 | 18 | 156 |
| 86974 | 4 | 14 | 41/30 | 0.045 | 1.14 | 0.585 | 14.86 | 15 | 184 |
| 86982* | 2 | 12 | 65/30 | 0.045 | 1.14 | 0.585 | 14.86 | 25 | 165 |
| 86983 | 3 | 12 | 65/30 | 0.045 | 1.14 | 0.615 | 15.62 | 25 | 208 |
| 86984* | 4 | 12 | 65/30 | 0.045 | 1.14 | 0.665 | 16.89 | 20 | 254 |

* Non-stock item; minimum quantity purchase required.

† Green conductor for grounding only. Ampacities based on NEC Table 400.5(A)(1).

§ Actual shipping weight may vary.

Product Construction:

Conductors:

- 18 through 12 AWG fully annealed stranded bare copper

Insulation:

- Premium-grade, color-coded PVC
- Color code: See chart below

Jacket:

- Polyvinylchloride (PVC), gray or yellow
- Temperature range: -40°C to +90°C
- Voltage rating:
300 volts Type SJTOW
600 volts Type STOW

Jacket Marking:

- CAROL SJTOW - CAROL (SIZE) (mm²) 90°C (UL) E11368-8 WATER RESISTANT SJTOW CSA LL69381 (-40°C) FT2 ROHS MADE IN USA 300 V
- CAROL STOW - CAROL (SIZE) (mm²) 90°C (UL) E11368-8 WATER RESISTANT STOW CSA LL69381 (-40°C) FT2 ROHS MADE IN USA 600 V

Applications:

- Portable tools
- Motors
- Floor maintenance equipment
- Hospital equipment
- Sound equipment
- Washing machines
- Portable lights
- Lamps and similar equipment

Features:

- Oil- and water-resistant* jacket
- Resists:
 - Oils
 - Water
 - Acids
 - Alkalies
- Ozone-, sunlight (UV)- and weather-resistant
- UL Listed and CSA Certified for indoor and outdoor use

Industry Approvals:

- UL Flexible Cord - UL 62
- CSA Flexible Cord - C22.2-49
- RoHS Compliant

Packaging:

- 250' (76.2 m), 500' (152.4 m), and 1000' (304.8 m)
- Other sizes and put-ups available on special order

* Suitable for immersion in water if properly sealed and terminated.

COLOR CODE CHART

| NO. OF CONDUCTORS | COLOR |
|-------------------|--------------------------|
| 2 | Black, White |
| 3 | Black, White, Green |
| 4 | Black, White, Red, Green |



Type SVT

60°C, 300 Volt, UL/CSA Portable Cord

Product Construction:

Conductors:

- 18 AWG annealed stranded bare copper

Insulation:

- Premium-grade, color-coded PVC
- Color code: See chart below

Jacket:

- Polyvinylchloride (PVC)
- Colors available: black, white, gray
- Temperature range: -20°C to +60°C
- Ribbed jacket

Jacket Marking:

- (SIZE) (mm²) 60°C SVT (UL) E# --- CSA
LL# FT2 ROHS MADE IN USA 300 V

Applications:

- Vacuum cleaners
- Food mixers
- Office equipment

Features:

- Resists:
 - Acids
 - Alkalies
 - Ozone

Industry Approvals:

- UL Listed
- CSA Certified
- RoHS Compliant

Packaging:

- 250' (76.2 m)
- Other sizes and put-ups available on special order



TYPE SVT – 300 VOLT – UL/CSA

| CATALOG NUMBER | NO. OF COND. | AWG SIZE | COND. STRAND | NOMINAL INS. THICKNESS | | NOMINAL O.D. | | CURRENT AMPS† | APPROX. NET WEIGHT LBS/M ^(S) | STD. CTN. |
|----------------|--------------|----------|--------------|------------------------|------|--------------|------|---------------|---|-------------------|
| | | | | INCHES | mm | INCHES | mm | | | |
| 86002 | 2 | 18 | 41/34 | 0.015 | 0.38 | 0.235 | 5.97 | 10 | 35 | 1000 [†] |
| 86003 | 3 | 18 | 41/34 | 0.015 | 0.38 | 0.240 | 6.10 | 10 | 40 | 1000 [†] |


† Green conductor for grounding only. Ampacities based on NEC Table 400.5(A)(1).
^(S) Actual shipping weight may vary.

COLOR CODE CHART

| NO. OF CONDUCTORS | COLOR |
|-------------------|---------------------|
| 2 | Black, White |
| 3 | Black, White, Green |

Type SJT

60°C, 300 Volt, UL/CSA Portable Cord



TYPE SJT – 300 VOLT – UL

| CATALOG NUMBER | NO. OF COND. | AWG SIZE | COND. STRAND | NOMINAL INS. THICKNESS | | NOMINAL O.D. | | CURRENT AMPS† | APPROX. NET WEIGHT LBS/M ⁽⁶⁾ | STD. CTN. |
|----------------|--------------|----------|--------------|------------------------|------|--------------|-------|---------------|---|-----------|
| | | | | INCHES | mm | INCHES | mm | | | |
| 86012* | 2 | 18 | 16/30 | 0.030 | 0.76 | 0.285 | 7.24 | 10 | 45 | 1000' |
| 86013 | 3 | 18 | 16/30 | 0.030 | 0.76 | 0.305 | 7.75 | 10 | 55 | 1000' |
| 86022 | 2 | 16 | 26/30 | 0.030 | 0.76 | 0.315 | 8.00 | 13 | 50 | 1000' |
| 86023 | 3 | 16 | 26/30 | 0.030 | 0.76 | 0.335 | 8.51 | 13 | 70 | 250' |
| 86333 | 3 | 14 | 41/30 | 0.030 | 0.76 | 0.365 | 9.27 | 18 | 85 | 250' |
| 86343 | 3 | 12 | 65/30 | 0.030 | 0.76 | 0.440 | 11.18 | 25 | 130 | 250' |

* Non-stock item; minimum quantity purchase required.
 ** 600 Volt Type ST also available on special order.
 † Green conductor for grounding only. Ampacities based on NEC Table 400.5(A)(1).
 (6) Actual shipping weight may vary.

Product Construction:

Conductors:

- 18 through 12 AWG annealed stranded bare copper

Insulation:

- Premium-grade, color-coded PVC
- Color code: See chart below

Jacket:

- Polyvinylchloride (PVC)
- 18 and 16 AWG - black only
- 14 and 12 AWG - orange only
- Temperature range: -20°C to +60°C

Jacket Marking:

- (NO. COND) (SIZE) (mm²) 60°C SJT E# (UL) --- CSA LL# FT2 ROHS MADE IN USA 300 V

Applications:

- Portable tools
- Motors
- Portable lights
- Lamps

Features:

- Resists:
 - Acids
 - Alkalies
 - Ozone

Industry Approvals:

- UL Listed
- CSA Certified
- RoHS Compliant

Packaging:

- 250' (76.2 m)
- Other sizes and put-ups available on special order

COLOR CODE CHART

| NO. OF CONDUCTORS | COLOR |
|-------------------|---------------------|
| 2 | Black, White |
| 3 | Black, White, Green |



Type SJT

105°C, 300 Volt, UL/CSA Portable Cord

Product Construction:

Conductors:

- 18 AWG fully annealed stranded bare copper

Insulation:

- Premium-grade, color-coded PVC
- Color code: See chart below

Jacket:

- Polyvinylchloride (PVC), white
- Temperature range: -20°C to +105°C

Jacket Marking:

- (SIZE) (mm²) 105°C SJT E# (UL) --- CSA LL# FT2
ROHS MADE IN USA 300 V

Applications:

- For use in most hospital equipment

Features:

- Resists:
 - Acids
 - Alkalies
 - Ozone

Industry Approvals:

- UL Listed
- CSA Certified
- RoHS Compliant

Packaging:

- 250' (76.2 m)
- Other sizes and put-ups available on special order



TYPE SJT – 300 VOLT – UL/CSA

| CATALOG NUMBER | NO. OF COND. | AWG SIZE | COND. STRAND | NOMINAL INS. THICKNESS | | NOMINAL O.D. | | CURRENT AMPS [†] | APPROX. NET WEIGHT LBS/M ^(S) | STD. CTN. |
|----------------|--------------|----------|--------------|------------------------|------|--------------|------|---------------------------|---|-----------|
| | | | | INCHES | mm | INCHES | mm | | | |
| 86112* | 2 | 18 | 16/30 | 0.030 | 0.76 | 0.285 | 7.24 | 10 | 45 | 1000' |
| 86113 | 3 | 18 | 16/30 | 0.030 | 0.76 | 0.310 | 7.87 | 10 | 55 | 1000' |

* Non-stock item; minimum quantity purchase required.
 † Green conductor for grounding only. Ampacities based on NEC Table 400.5(A)(1).
^(S) Actual shipping weight may vary.

COLOR CODE CHART

| NO. OF CONDUCTORS | COLOR |
|-------------------|---------------------|
| 2 | Black, White |
| 3 | Black, White, Green |

Bus Drop Cable

60°C, 600 Volt, UL Listed



BUS DROP CABLE – 600 VOLT – UL

| CATALOG NUMBER | NO. OF COND. | AWG SIZE | COND. STRAND | NOMINAL INS. THICKNESS | | NOMINAL O.D. | | CURRENT AMPS [†] | APPROX. NET WEIGHT LBS/M ^(S) | STD. CTN. |
|----------------|--------------|----------|--------------|------------------------|------|--------------|-------|---------------------------|---|-----------|
| | | | | INCHES | mm | INCHES | mm | | | |
| 03714 | 3 | 14 | 19 | 0.030 | 0.76 | 0.400 | 10.16 | 15 | 120 | 250' |
| 03712 | 3 | 12 | 19 | 0.030 | 0.76 | 0.425 | 10.80 | 20 | 150 | 250' |
| 03710 | 3 | 10 | 19 | 0.030 | 0.76 | 0.485 | 12.32 | 25 | 225 | 250' |
| 03708 | 3 | 8 | 19 | 0.045 | 1.14 | 0.625 | 15.88 | 35 | 370 | 250' |
| 03706 | 3 | 6 | 19 | 0.060 | 1.52 | 0.770 | 19.56 | 45 | 600 | 250' |
| 03704 | 3 | 4 | 19 | 0.060 | 1.52 | 0.950 | 24.13 | 60 | 751 | 250' |
| 03702 | 3 | 2 | 133 | 0.060 | 1.52 | 1.145 | 29.08 | 80 | 1097 | 250' |

[†] Ampacities based on NEC Table 400.5(A)(1).

^(S) Actual shipping weight may vary.

Product Construction:

Conductors:

- 14 through 2 AWG annealed stranded bare copper per ASTM B8

Insulation:

- Premium-grade, color-coded Polyvinylchloride (PVC)
- Color code: black, white, red

Jacket:

- Polyvinylchloride (PVC) jacket, gray
- Temperature range: -20°C to +60°C

Jacket Marking:

- (SIZE) BUS DROP CABLE 600 V E# (UL)

Applications:

- As branches from busways per NEC
- Connection of stationary equipment to facilitate relocation of equipment

Features:

- One uninsulated ground conductor per interstice (3 ground conductors total)
- Resistant to oils, lubricants, water, acids, alkalies, ozone and abrasion

Industry Approvals:

- UL Listed
- RoHS Compliant

Packaging:

- 250' reel (76.2 m) as standard
- 500' (152.4 m) and 1000' (304.8 m) reels also available
- Other put-ups available on special order

CAROL BRAND



RoHS Compliant
Directive 2011/65/EU



General Cable

Thermostat Wire

105°C, 150 Volt, UL Type CL2

Product Construction:

Conductors:

- 20 and 18 AWG annealed solid bare copper per ASTM B3

Insulation:

- Premium-grade, color-coded PVC
- Color code: See chart below

Jacket:

- Polyvinylchloride (PVC), white or brown
- Temperature range: -20°C to +105°C

Jacket Marking:

- CAROL AWG TYPE CL2 E# (UL) 105°C SUNLIGHT RESISTANT - MADE IN USA

Applications:

- Thermostat control
- Heating and air conditioning installations
- Touch-plate systems
- Burglar alarms
- Intercom systems
- Door bells
- Annunciator and bell systems
- Remote control units
- Signal systems
- Other low-voltage installations

Industry Approvals:

- UL Listed Type CL2
- RoHS Compliant

Packaging:

- 4- through 10-conductor available on 250' (76.2 m) spools
- 2- and 3-conductor available on 500' (152.4 m) spools
- Other put-ups available on special order



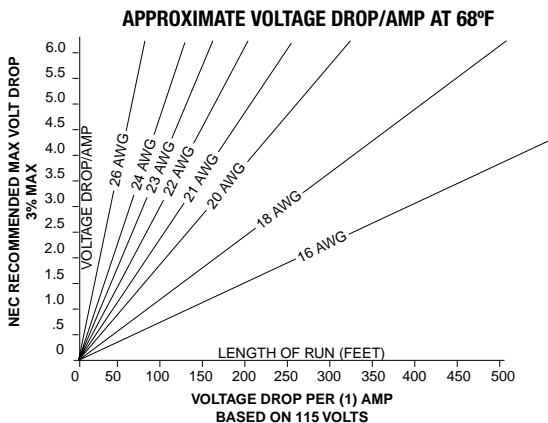
20 AWG THERMOSTAT WIRE – 150 VOLT – UL TYPE CL2

| CATALOG NUMBER | NO. OF COND. | AWG SIZE | COND. STRAND | NOMINAL INS. THICKNESS | | NOMINAL O.D. | | APPROX. NET WEIGHT LBS/M ^(S) | STD. CTN. |
|----------------|--------------|----------|--------------|------------------------|-------|--------------|------|---|-----------|
| | | | | INCHES | mm | INCHES | mm | | |
| 05482 | 2 | 20 | Solid | 0.008 | 0.203 | 0.126 | 3.20 | 11 | 1000' |
| 05483 | 3 | 20 | Solid | 0.008 | 0.203 | 0.133 | 3.38 | 16 | 1000' |
| 05484 | 4 | 20 | Solid | 0.008 | 0.203 | 0.142 | 3.61 | 19 | 500' |
| 05485 | 5 | 20 | Solid | 0.008 | 0.203 | 0.160 | 4.06 | 24 | 500' |
| 05486 | 6 | 20 | Solid | 0.008 | 0.203 | 0.175 | 4.45 | 27 | 500' |
| 05487 | 7 | 20 | Solid | 0.008 | 0.203 | 0.175 | 4.45 | 31 | 500' |
| 05488 | 8 | 20 | Solid | 0.008 | 0.203 | 0.189 | 4.80 | 35 | 500' |
| 05489* | 9 | 20 | Solid | 0.008 | 0.203 | 0.204 | 5.18 | 40 | 500' |
| 05481* | 10 | 20 | Solid | 0.008 | 0.203 | 0.222 | 5.64 | 45 | 250' |

18 AWG THERMOSTAT WIRE – 150 VOLT – UL TYPE CL2

| CATALOG NUMBER | NO. OF COND. | AWG SIZE | COND. STRAND | NOMINAL INS. THICKNESS | | NOMINAL O.D. | | APPROX. NET WEIGHT LBS/M ^(S) | STD. CTN. |
|----------------|--------------|----------|--------------|------------------------|-------|--------------|------|---|-----------|
| | | | | INCHES | mm | INCHES | mm | | |
| 05582 | 2 | 18 | Solid | 0.008 | 0.203 | 0.142 | 3.61 | 16 | 1000' |
| 05583 | 3 | 18 | Solid | 0.008 | 0.203 | 0.150 | 3.81 | 22 | 1000' |
| 05584 | 4 | 18 | Solid | 0.008 | 0.203 | 0.165 | 4.19 | 28 | 500' |
| 05585 | 5 | 18 | Solid | 0.008 | 0.203 | 0.181 | 4.60 | 36 | 500' |
| 05586 | 6 | 18 | Solid | 0.008 | 0.203 | 0.208 | 5.28 | 42 | 500' |
| 05587 | 7 | 18 | Solid | 0.008 | 0.203 | 0.208 | 5.28 | 48 | 500' |
| 05588 | 8 | 18 | Solid | 0.008 | 0.203 | 0.225 | 5.72 | 54 | 500' |
| 05589* | 9 | 18 | Solid | 0.008 | 0.203 | 0.243 | 6.17 | 61 | 500' |
| 05581 | 10 | 18 | Solid | 0.008 | 0.203 | 0.264 | 6.71 | 69 | 250' |

^(S) Actual shipping weight may vary.



COLOR CODE CHART

| NO. OF CONDUCTORS | COLOR |
|-------------------|---|
| 2 | White, Red |
| 3 | White, Red, Green |
| 4 | White, Red, Green, Blue |
| 5 | White, Red, Green, Blue, Yellow |
| 6 | White, Red, Green, Blue, Yellow, Brown |
| 7 | White, Red, Green, Blue, Yellow, Brown, Orange |
| 8 | White, Red, Green, Blue, Yellow, Brown, Orange, Black |
| 9 | White, Red, Green, Blue, Yellow, Brown, Orange, Black, Purple |
| 10 | White, Red, Green, Blue, Yellow, Brown, Orange, Black, Purple, Gray |



Thermostat Wire

60°C, 30 Volt, CSA Type LVT



18 AWG THERMOSTAT WIRE – 30 VOLT – CSA TYPE LVT

| CATALOG NUMBER | NO. OF COND. | AWG SIZE | COND. STRAND | NOMINAL INS. THICKNESS | | NOMINAL O.D. | | APPROX. NET WEIGHT LBS/M ^(S) | STD. CTN. |
|----------------|--------------|----------|--------------|------------------------|------|--------------|------|---|-----------|
| | | | | INCHES | mm | INCHES | mm | | |
| 05092 | 2 | 18 | Solid | 0.016 | 0.41 | 0.210 | 5.33 | 25 | 2000' |
| 05093* | 3 | 18 | Solid | 0.016 | 0.41 | 0.220 | 5.59 | 33 | 500' |
| 05094 | 4 | 18 | Solid | 0.016 | 0.41 | 0.242 | 6.15 | 41 | 1000' |
| 05095 | 5 | 18 | Solid | 0.016 | 0.41 | 0.262 | 6.65 | 50 | 1000' |
| 05096* | 6 | 18 | Solid | 0.016 | 0.41 | 0.280 | 7.11 | 60 | 1000' |
| 05097* | 7 | 18 | Solid | 0.016 | 0.41 | 0.285 | 7.24 | 65 | 1000' |
| 05098 | 8 | 18 | Solid | 0.016 | 0.41 | 0.304 | 7.75 | 74 | 1000' |
| 05099* | 9 | 18 | Solid | 0.016 | 0.41 | 0.328 | 8.33 | 83 | 1000' |
| 05091* | 10 | 18 | Solid | 0.016 | 0.41 | 0.360 | 9.14 | 92 | 250' |

* Non-stock item; minimum quantity purchase required.
 (S) Actual shipping weight may vary.

Product Construction:

Conductors:

- 18 AWG annealed solid bare copper per ASTM B3

Insulation:

- Premium-grade, color-coded PVC
- Color code: See chart below

Jacket:

- Polyvinylchloride (PVC), brown
- Temperature range: -20°C to +60°C

Jacket Marking:

- CAROL (SIZE) CSA LL# TYPE LVT FT4

Applications:

- Thermostat control
- Heating and air conditioning installations
- Touch-plate systems
- Burglar alarms
- Intercom systems
- Door bells
- Annunciator and bell systems
- Remote control units
- Signal systems
- Other low-voltage installations

Industry Approvals:

- CSA Type LVT
- RoHS Compliant

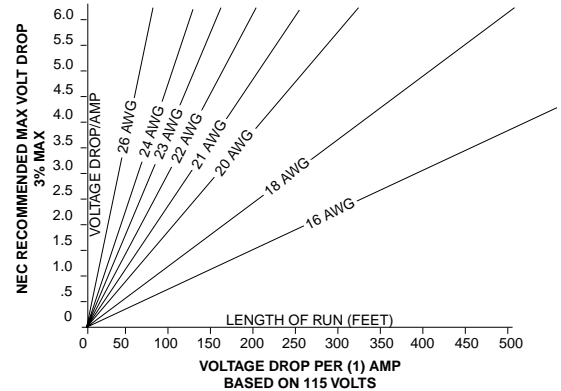
Packaging:

- 4- through 10-conductor available on 250' (76.2 m) spools
- 2- and 3-conductor available on 500' (152.4 m) spools
- Other put-ups available on special order

COLOR CODE CHART

| NO. OF CONDUCTORS | COLOR |
|-------------------|---|
| 2 | White, Red |
| 3 | White, Red, Green |
| 4 | White, Red, Green, Blue |
| 5 | White, Red, Green, Blue, Yellow |
| 6 | White, Red, Green, Blue, Yellow, Brown |
| 7 | White, Red, Green, Blue, Yellow, Brown, Orange |
| 8 | White, Red, Green, Blue, Yellow, Brown, Orange, Black |
| 9 | White, Red, Green, Blue, Yellow, Brown, Orange, Black, Purple |
| 10 | White, Red, Green, Blue, Yellow, Brown, Orange, Black, Purple, Gray |

APPROXIMATE VOLTAGE DROP/AMP AT 68°F



Thermostat Wire, Unjacketed

60°C, Low-Voltage and Intercom Cable

Product Construction:

Conductors:

- 20 AWG annealed solid bare copper per ASTM B3

Insulation:

- Premium-grade, color-coded PVC
- Temperature range: -20°C to +60°C
- Color code: See chart below

Jacket:

- This product is unjacketed

Applications:


- Thermostat control
- Heating and air conditioning installations
- Touch-plate systems
- Burglar alarms
- Intercom systems
- Door bells
- Annunciator and bell systems
- Remote control units
- Signal systems
- Other low-voltage installations

Packaging:

- 4- through 8-conductor available on 250' (76.2 m) spools
- 2- and 3-conductor available on 500' (152.4 m) spools
- Other put-ups available on special order

Industry Approvals:

- RoHS Compliant



20 AWG – TWISTED CONDUCTORS – NO JACKET

| CATALOG NUMBER | NO. OF COND. | AWG SIZE | COND. STRAND | NOMINAL INS. THICKNESS | | NOMINAL O.D. | | APPROX. NET WEIGHT LBS/M ^(S) | STD. CTN. |
|----------------|--------------|----------|--------------|------------------------|-------|--------------|------|---|-----------|
| | | | | INCHES | mm | INCHES | mm | | |
| 05782 | 2 | 20 | Solid | 0.008 | 0.203 | 0.096 | 2.44 | 7.5 | 4000' |
| 05783 | 3 | 20 | Solid | 0.008 | 0.203 | 0.104 | 2.64 | 11.0 | 2000' |
| 05784* | 4 | 20 | Solid | 0.008 | 0.203 | 0.116 | 2.95 | 15.0 | 2000' |
| 05785* | 5 | 20 | Solid | 0.008 | 0.203 | 0.130 | 3.30 | 18.5 | 1000' |
| 05786* | 6 | 20 | Solid | 0.008 | 0.203 | 0.144 | 3.66 | 22.0 | 1000' |
| 05788* | 8 | 20 | Solid | 0.008 | 0.203 | 0.159 | 4.04 | 30.0 | 1000' |

* Non-stock item; minimum quantity purchase required.
 (S) Actual shipping weight may vary.

COLOR CODE CHART

| NO. OF CONDUCTORS | COLOR |
|-------------------|---|
| 2 | White, Red |
| 3 | White, Red, Green |
| 4 | White, Red, Green, Blue |
| 5 | White, Red, Green, Blue, Yellow |
| 6 | White, Red, Green, Blue, Yellow, Brown |
| 8 | White, Red, Green, Blue, Yellow, Brown, Orange, Black |

Industrial Cord



No longer are industrial cord products used only in coal mines and industrial plants; today typical applications include providing temporary power to job sites, as well as flexible power leads for installation in conduit.

General Cable’s role, as the producer of the premiere Carol® Brand industrial cord products, is to ensure that new product development, product innovation and quality not only keep pace with industry requirements but also set the trends.

Our industrial cord products carry a full range of listings and certifications with Underwriters Laboratories, Inc. and the Canadian Standard Association. In addition, many products meet or exceed the requirements of UL, CSA, OSHA, MSHA, ICEA and other relevant industry standards.

Carol is simply the most accepted brand in the industry, having proven itself on the job time after time. Our industrial cord line is the most comprehensive in the industry, ensuring that the proper Carol product can always be specified.

| Index | Page |
|--|------|
| Super Vu-Tron® Single Conductor Type W and Types RHH/RHW | 35 |
| Super Vu-Tron® Multi-Conductor Type W Round | 36 |
| Super Vu-Tron® Type G and Type G-GC Round | 37 |
| Super Vu-Tron® Canadian Type G-GC Round | 38 |
| Carol® Double Jacket Drill Cord | 39 |
| Carolprene® 105°C Welding Cable | 40 |
| Carolprene® 90°C Welding Cable | 41 |
| Super Vu-Tron® Welding Cable Types RHH/RHW | 42 |
| Super Vu-Tron® Entertainment Industry and Stage Lighting Cable | 43 |
| Super Vu-Tron® Single Conductor Type W Extra Flex | 44 |
| Diesel Locomotive Cable Types RHH/RHW-2 | 45 |
| Super Vu-Tron® DLO | 46 |

Super Vu-Tron® Single Conductor

90°C (UL), Type W, 2000 Volt and Types RHH/RHW
600 Volt Portable Power Cable

Product Construction:

Conductor:

- 8 AWG through 500 kcmil fully annealed stranded bare copper

Insulation:

- Premium-grade 90°C EPDM

Jacket:

- Super Vu-Tron® 90°C, black
- Temperature range: -40°C to +90°C
- Voltage rating:
600 volts Type RHH/RHW
2000 volts Type W
- An open polyester braid reinforcement is applied between the insulation and jacket for mechanical strength



Jacket Marking:

- 8-1 AWG: CAROL SUPER VU-TRON® TYPE W PORTABLE POWER CABLE (UL) DRY 90°C WET 75°C 2000 V SUNLIGHT RESISTANT P-7K-123049-MSHA (SIZE) TYPE RHH OR RHW (UL) 600 V MADE IN USA
- 1/0-500 kcmil: CAROL SUPER VU-TRON® TYPE W PORTABLE POWER CABLE (UL) DRY 90°C WET 75°C 2000 V SUNLIGHT RESISTANT P-7K-123049-MSHA (SIZE) TYPE RHH OR RHW (UL) 600 V FOR CT USE --- CSA TYPE W (-40°C) 2 KV FT5 MADE IN USA

Applications:

- Portable power systems
- Entertainment industry activities such as theatre, television, night clubs, motion pictures, mobile communication vans, spotlights and sound systems
- Other similar applications that would require permanent or temporary power
- Permanent wiring of 600 volt power supplies, hoists, cranes and other applications where flexible power leads must be installed in conduit or raceways

Features:

- Water-resistant*
- Sunlight-resistant
- Designed to withstand severe environmental conditions
- Withstands exposure to oil, acids, alkalis, heat, flame, moisture and chemicals
- Meets or exceeds flame test requirements of MSHA and UL

Industry Approvals:

- UL Type W
- UL Type RHH or RHW
- MSHA Approved
- RoHS Compliant

Packaging:

- Lengths cut to order

* Suitable for immersion in water if properly sealed and terminated.

TYPE W 2000 VOLT (UL) AND TYPE RHH/RHW 600 VOLT (UL)


| CATALOG NUMBER | NO. OF COND. | AWG OR kcmil | COND. STRAND | NOMINAL COND. O.D. | | NOMINAL INS. THICKNESS | | NOMINAL O.D. | | CURRENT AMPS | | APPROX. NET WT. LBS/M ⁽⁵⁾ |
|----------------|--------------|--------------|--------------|--------------------|-------|------------------------|------|--------------|-------|--------------|-----|--------------------------------------|
| | | | | INCHES | mm | INCHES | mm | INCHES | mm | (1) | (2) | |
| 83008* | 1 | 8 | 133 | 0.160 | 4.06 | 0.060 | 1.52 | 0.470 | 11.94 | 55 | 80 | 145 |
| 83006 | 1 | 6 | 259 | 0.198 | 5.03 | 0.060 | 1.52 | 0.545 | 13.84 | 75 | 105 | 205 |
| 83004 | 1 | 4 | 259 | 0.245 | 6.22 | 0.060 | 1.52 | 0.595 | 15.11 | 95 | 140 | 270 |
| 83002 | 1 | 2 | 259 | 0.294 | 7.47 | 0.060 | 1.52 | 0.670 | 17.02 | 130 | 190 | 380 |
| 83001 | 1 | 1 | 259 | 0.346 | 8.79 | 0.080 | 2.03 | 0.730 | 18.54 | 150 | 220 | 465 |
| 83010 | 1 | 1/0† | 259 | 0.384 | 9.75 | 0.080 | 2.03 | 0.790 | 20.07 | 170 | 260 | 550 |
| 83020 | 1 | 2/0† | 259 | 0.441 | 11.20 | 0.080 | 2.03 | 0.865 | 21.97 | 195 | 300 | 675 |
| 83030 | 1 | 3/0† | 259 | 0.482 | 12.24 | 0.080 | 2.03 | 0.910 | 23.11 | 225 | 350 | 790 |
| 83040 | 1 | 4/0† | 259 | 0.555 | 14.10 | 0.080 | 2.03 | 0.960 | 24.38 | 260 | 405 | 940 |
| 83250 | 1 | 250† | 627 | 0.615 | 15.62 | 0.105 | 2.67 | 1.045 | 26.54 | 290 | 455 | 1125 |
| 83350 | 1 | 350† | 855 | 0.725 | 18.42 | 0.105 | 2.67 | 1.145 | 29.08 | 350 | 570 | 1465 |
| 83500 | 1 | 500† | 1235 | 0.880 | 22.35 | 0.105 | 2.67 | 1.315 | 33.40 | 430 | 700 | 2010 |

* Non-stock item; minimum quantity purchase required.
⁽¹⁾ Ampacities based on 90°C conductor and 30°C ambient temperature based on Table 310.15(B)(16) in the National Electrical Code® for RHH/RHW with not more than three current-carrying conductors in raceway, cable or earth.
⁽²⁾ Ampacities based on 90°C conductor and 30°C ambient temperature based on Table 310.15(B)(17) and Table 400.5(A)(2) in the National Electrical Code® for single-conductor cables.
⁽⁵⁾ Actual shipping weight may vary.
 † Designated for CT use.



Super Vu-Tron® Multi-Conductor Type W Round

90°C (UL), Type W, 2000 Volt Portable Power Cable



Product Construction:

Conductor:

- 8 AWG through 500 kcmil fully annealed stranded bare copper

Insulation:

- Premium-grade, color-coded 90°C EPDM
- Color code: See chart below

Jacket:

- Super Vu-Tron® 90°C, black
- Temperature range: -40°C to +90°C

Jacket Marking:

- SIZES SMALLER THAN 2-1/4" – CAROL SUPER VU-TRON® (SIZE) TYPE W PORTABLE POWER CABLE (UL) 2000 V DRY 90°C WET 75°C SUN RES P-7K-123049-MSHA---CSA TYPE W (-40°C) 2 KV FT5 MADE IN USA
- SIZES 2-1/4" AND LARGER – (SIZE) TYPE W CAROL SUPER VU-TRON® 90°C DRY AND WATER RESISTANT 75°C 2000 V SUN RES (UL) P-7K-123049 MSHA LR27161 MADE IN USA

Applications:

- Industrial and light- to medium-duty mining applications
- Heavy-duty service as power supply cable
- AC systems (grounded and ungrounded)
- Mobile and portable electrical equipment
- Motor and battery leads
- 2-conductor cables—use on DC or AC single-phase systems where grounding is not required
- 3-conductor cables—use on AC systems where no grounding is required or on DC systems with one conductor for grounding
- 4-conductor cables—use on two- or three-phase AC systems with one conductor used for grounding
- 5-conductor cables—use in applications where separating the system neutral from the frame ground is required

Features:

- Withstands severe environmental conditions
- Suitable for immersion in water*
- Indent-printed for easy identification
- Withstands exposure to oil, acids, alkalies, heat, moisture and most chemicals
- Rope lay stranding for maximum flex life
- Excellent impact resistance
- Cable core bound for superior flexibility and toughness
- Sunlight-resistant

Industry Approvals:

- CSA Type W
- MSHA Approved
- UL Type W
- RoHS Compliant

Packaging:

- Lengths cut to order

* Suitable for immersion in water if properly sealed and terminated.

| CATALOG NUMBER | NO. OF COND. | AWG OR kcmil | COND. STRAND | NOMINAL COND. O.D. | | NOMINAL INS. THICKNESS | | NOMINAL O.D. | | CURRENT AMPS ⁽¹⁾ | APPROX. NET WT. LBS/M ⁽²⁾ |
|---|--------------|--------------|--------------|--------------------|-------|------------------------|------|--------------|-------|-----------------------------|--------------------------------------|
| | | | | INCHES | mm | INCHES | mm | INCHES | mm | | |
| 2 CONDUCTOR – TYPE W – 2000 VOLT | | | | | | | | | | | |
| 81312 | 2 | 8 | 133 | 0.160 | 4.06 | 0.060 | 1.52 | 0.770 | 19.56 | 74 | 325 |
| 81622 | 2 | 6 | 259 | 0.198 | 5.03 | 0.060 | 1.52 | 0.910 | 23.11 | 99 | 470 |
| 81642 | 2 | 4 | 259 | 0.245 | 6.22 | 0.060 | 1.52 | 1.020 | 25.91 | 130 | 620 |
| 81662 | 2 | 2 | 259 | 0.297 | 7.54 | 0.080 | 2.03 | 1.210 | 30.73 | 174 | 935 |
| 81372* | 2 | 1 | 259 | 0.353 | 8.97 | 0.080 | 2.03 | 1.370 | 34.80 | 202 | 1305 |
| 81382* | 2 | 1/0 | 259 | 0.385 | 9.78 | 0.080 | 2.03 | 1.435 | 36.45 | 234 | 1555 |
| 81392* | 2 | 2/0 | 259 | 0.442 | 11.23 | 0.080 | 2.03 | 1.555 | 39.50 | 271 | 1860 |
| 81402* | 2 | 3/0 | 259 | 0.480 | 12.19 | 0.080 | 2.03 | 1.670 | 42.42 | 313 | 2230 |
| 81412* | 2 | 4/0 | 259 | 0.555 | 14.10 | 0.080 | 2.03 | 1.815 | 46.10 | 361 | 2655 |
| 3 CONDUCTOR – TYPE W – 2000 VOLT | | | | | | | | | | | |
| 81313 | 3 | 8 | 133 | 0.160 | 4.06 | 0.060 | 1.52 | 0.945 | 24.00 | 74 | 470 |
| 81623 | 3 | 6 | 259 | 0.198 | 5.03 | 0.060 | 1.52 | 1.020 | 25.91 | 99 | 625 |
| 81643 | 3 | 4 | 259 | 0.245 | 6.22 | 0.060 | 1.52 | 1.135 | 28.83 | 130 | 810 |
| 81663 | 3 | 2 | 259 | 0.297 | 7.54 | 0.080 | 2.03 | 1.345 | 34.16 | 174 | 1190 |
| 81373* | 3 | 1 | 259 | 0.353 | 8.97 | 0.080 | 2.03 | 1.455 | 36.96 | 202 | 1655 |
| 81383 | 3 | 1/0 | 259 | 0.385 | 9.78 | 0.080 | 2.03 | 1.585 | 40.26 | 234 | 1965 |
| 81393 | 3 | 2/0 | 259 | 0.442 | 11.23 | 0.080 | 2.03 | 1.675 | 42.55 | 271 | 2350 |
| 81403* | 3 | 3/0 | 259 | 0.480 | 12.19 | 0.080 | 2.03 | 1.815 | 46.10 | 313 | 2890 |
| 81413* | 3 | 4/0 | 259 | 0.555 | 14.10 | 0.080 | 2.03 | 1.950 | 49.53 | 361 | 3285 |
| 81423* | 3 | 250 | 627 | 0.615 | 15.62 | 0.095 | 2.41 | 2.390 | 60.71 | 402 | 5070 |
| 81443* | 3 | 350 | 855 | 0.725 | 18.42 | 0.095 | 2.41 | 2.680 | 68.07 | 495 | 6570 |
| 81473* | 3 | 500 | 1235 | 0.880 | 22.35 | 0.095 | 2.41 | 3.030 | 76.96 | 613 | 8700 |
| 4 CONDUCTOR – TYPE W – 2000 VOLT | | | | | | | | | | | |
| 81314 | 4 | 8 | 133 | 0.160 | 4.06 | 0.060 | 1.52 | 0.980 | 24.89 | 65 | 615 |
| 81624 | 4 | 6 | 259 | 0.198 | 5.03 | 0.060 | 1.52 | 1.070 | 27.18 | 87 | 800 |
| 81644 | 4 | 4 | 259 | 0.245 | 6.22 | 0.060 | 1.52 | 1.210 | 30.73 | 114 | 1040 |
| 81664 | 4 | 2 | 259 | 0.297 | 7.54 | 0.080 | 2.03 | 1.435 | 36.45 | 152 | 1580 |
| 81374 | 4 | 1 | 259 | 0.353 | 8.97 | 0.080 | 2.03 | 1.595 | 40.51 | 177 | 2045 |
| 81384 | 4 | 1/0 | 259 | 0.385 | 9.78 | 0.080 | 2.03 | 1.705 | 43.31 | 205 | 2430 |
| 81394 | 4 | 2/0 | 259 | 0.442 | 11.23 | 0.080 | 2.03 | 1.845 | 46.86 | 237 | 2950 |
| 81404 | 4 | 3/0 | 259 | 0.480 | 12.19 | 0.080 | 2.03 | 1.965 | 49.91 | 274 | 3430 |
| 81414 | 4 | 4/0 | 259 | 0.555 | 14.10 | 0.080 | 2.03 | 2.145 | 54.48 | 316 | 3885 |
| 5 CONDUCTOR – TYPE W – 2000 VOLT | | | | | | | | | | | |
| 81315 | 5 | 8 | 133 | 0.160 | 4.06 | 0.060 | 1.52 | 1.030 | 26.16 | 52 | 650 |
| 81625 | 5 | 6 | 259 | 0.198 | 5.03 | 0.060 | 1.52 | 1.170 | 29.72 | 69 | 915 |
| 81645 | 5 | 4 | 259 | 0.245 | 6.22 | 0.060 | 1.52 | 1.360 | 34.54 | 91 | 1320 |
| 81665 | 5 | 2 | 259 | 0.297 | 7.54 | 0.080 | 2.03 | 1.595 | 40.51 | 121 | 1925 |
| 81375* | 5 | 1 | 259 | 0.353 | 8.97 | 0.080 | 2.03 | 1.820 | 46.23 | 141 | 2675 |
| 81385 | 5 | 1/0 | 259 | 0.385 | 9.78 | 0.080 | 2.03 | 1.900 | 48.26 | 164 | 2885 |
| 81395* | 5 | 2/0 | 259 | 0.442 | 11.23 | 0.080 | 2.03 | 2.060 | 52.32 | 189 | 3630 |
| 81405* | 5 | 3/0 | 259 | 0.480 | 12.19 | 0.080 | 2.03 | 2.260 | 57.40 | 219 | 4900 |
| 81415* | 5 | 4/0 | 259 | 0.555 | 14.10 | 0.080 | 2.03 | 2.460 | 62.48 | 252 | 5980 |

⁽¹⁾ Ampacities based on 90°C conductor and 30°C ambient temperature per Table 400.5(A)(2) of the National Electrical Code®.

* Non-stock item; minimum quantity purchase required.

** Green conductor for grounding only.

⁽²⁾ Actual shipping weight may vary.

COLOR CODE CHART

| NO. OF CONDUCTORS | COLOR** |
|-------------------|----------------------------------|
| 2 | Black, White |
| 3 | Black, White, Green |
| 4 | Black, White, Red, Green |
| 5 | Black, White, Red, Green, Orange |



Super Vu-Tron® Type G and Type G-GC Round

90°C (UL), 2000 Volt Portable Power Cable

Product Construction:

Conductor:

- 8 AWG through 500 kcmil fully annealed stranded bare copper

Insulation:

- Premium-grade, color-coded 90°C EPDM
- Color code: See chart below
- Insulated grounds and ground checks

Jacket:

- Super Vu-Tron® 90°C, black
- Temperature range: -40°C to +90°C

Jacket Marking:

- TYPE G-GC (4/0 AND SMALLER) - CAROL SUPER VU-TRON® SIZE (mm²) TYPE G-GC PORTABLE POWER CABLE (UL) 2000 V DRY 90°C WET 75°C SUN RES P-7K-123049-MSHA --- CSA TYPE G-CG (-40°C) 2 KV FT5 MADE IN USA
- TYPE G-GC (LARGER THAN 4/0) - (SIZE) TYPE G-GC CAROL SUPER VU-TRON® 90°C DRY AND WATER RESISTANT 75°C 2000 V SUN RES (UL) P-7K-123049 MSHA LR27161 MADE IN USA
- TYPE G - CAROL SUPER VU-TRON® SIZE (mm²) TYPE G PORTABLE POWER CABLE (UL) 600/2000 V DRY 90°C WET 75°C SUN RES P-7K-123049 MSHA --- CSA TYPE G (-40°C) 2 KV FT5 MADE IN USA

Applications:

- Industrial and light- to medium-duty mining applications
- Heavy-duty service as power supply cable
- Mobile and portable electrical equipment
- 3- and 4-conductor—use on three-phase AC systems where grounding is required

Features:

- Excellent impact and abrasion resistance
- Withstands exposure to oil, acids, alkalis, heat, moisture and most chemicals
- Suitable for immersion in water*
- Indent-printed for easy identification
- Rope lay stranding for maximum flex life
- Cable core bound for superior flexibility and toughness
- Non-wicking rubber fillers (G-GC)
- Canadian color code available upon request
- Sunlight-resistant


Industry Approvals:

- UL Type G, G-GC
- CSA
- MSHA Approved
- RoHS Compliant

Packaging:

- Lengths cut to order

* Suitable for immersion in water if properly sealed and terminated.



3 CONDUCTOR – TYPE G-GC – 2000 VOLT

| CATALOG NUMBER | NO. OF COND. | AWG OR kcmil | COND. STRAND | NOMINAL COND. O.D. | | YELLOW GROUND CHECK AWG SIZE | GREEN GROUND COND. AWG SIZE | NOMINAL INS. THICKNESS | | NOMINAL O.D. | | CURR. AMPS ⁽¹⁾ | APPROX. NET WT. LBS/M ⁽⁵⁾ |
|-----------------------|--------------|--------------|--------------|--------------------|-------|------------------------------|-----------------------------|------------------------|------|--------------|-------|---------------------------|--------------------------------------|
| | | | | INCHES | mm | | | INCHES | mm | INCHES | mm | | |
| 82313 | 3 | 8 | 133 | 0.160 | 4.06 | 10 | 2#10 | 0.060 | 1.52 | 0.965 | 24.51 | 65 | 600 |
| 82623 | 3 | 6 | 259 | 0.198 | 5.03 | 10 | 2#10 | 0.060 | 1.52 | 1.025 | 26.04 | 87 | 770 |
| 82643 | 3 | 4 | 259 | 0.245 | 6.22 | 10 | 2#8 | 0.060 | 1.52 | 1.130 | 28.70 | 114 | 1015 |
| 82663 | 3 | 2 | 259 | 0.297 | 7.54 | 8 | 2#7 | 0.080 | 2.03 | 1.345 | 34.16 | 152 | 1480 |
| 82373 | 3 | 1 | 259 | 0.353 | 8.97 | 8 | 2#6 | 0.080 | 2.03 | 1.455 | 36.96 | 177 | 1795 |
| 82383 | 3 | 1/0 | 259 | 0.385 | 9.78 | 8 | 2#5 | 0.080 | 2.03 | 1.585 | 40.26 | 205 | 2245 |
| 82393 | 3 | 2/0 | 259 | 0.442 | 11.23 | 8 | 2#4 | 0.080 | 2.03 | 1.675 | 42.55 | 237 | 2570 |
| 82403 | 3 | 3/0 | 259 | 0.480 | 12.19 | 8 | 2#3 | 0.080 | 2.03 | 1.810 | 45.97 | 274 | 3230 |
| 82413 | 3 | 4/0 | 259 | 0.555 | 14.10 | 8 | 2#2 | 0.080 | 2.03 | 1.950 | 49.53 | 316 | 3700 |
| 82423 ^{(2)*} | 3 | 250 | 627 | 0.615 | 15.62 | 8 | 2#2 | 0.095 | 2.41 | 2.390 | 60.71 | 352 | 6060 |
| 82443 ^{(2)*} | 3 | 350 | 855 | 0.725 | 18.42 | 8 | 2#1/0 | 0.095 | 2.41 | 2.680 | 68.07 | 433 | 7400 |
| 82473 ^{(2)*} | 3 | 500 | 1235 | 0.880 | 22.35 | 8 | 2#2/0 | 0.095 | 2.41 | 3.030 | 76.96 | 536 | 10100 |

4 CONDUCTOR – TYPE G – 600/2000 VOLT

| CATALOG NUMBER | NO. OF COND. | AWG OR kcmil | COND. STRAND | NOMINAL COND. O.D. | | GREEN COND. AWG SIZE | NOMINAL INS. THICKNESS | | NOMINAL O.D. | | CURRENT AMPS ⁽¹⁾ | APPROX. NET WT. LBS/M ⁽⁵⁾ |
|----------------|--------------|--------------|--------------|--------------------|-------|----------------------|------------------------|------|--------------|-------|-----------------------------|--------------------------------------|
| | | | | INCHES | mm | | INCHES | mm | INCHES | mm | | |
| 82314 | 4 | 8 | 133 | 0.160 | 4.06 | 4#12 | 0.060 | 1.52 | 1.045 | 26.54 | 52 | 690 |
| 82624 | 4 | 6 | 259 | 0.198 | 5.03 | 4#12 | 0.060 | 1.52 | 1.125 | 28.58 | 70 | 880 |
| 82644 | 4 | 4 | 259 | 0.245 | 6.22 | 4#10 | 0.060 | 1.52 | 1.225 | 31.12 | 91 | 1160 |
| 82664 | 4 | 2 | 259 | 0.297 | 7.54 | 4#9 | 0.080 | 2.03 | 1.435 | 36.45 | 122 | 1720 |
| 82374* | 4 | 1 | 259 | 0.353 | 8.97 | 4#8 | 0.080 | 2.03 | 1.590 | 40.39 | 142 | 2200 |
| 82384 | 4 | 1/0 | 259 | 0.385 | 9.78 | 4#7 | 0.080 | 2.03 | 1.730 | 43.94 | 164 | 2705 |
| 82394 | 4 | 2/0 | 259 | 0.442 | 11.23 | 4#6 | 0.080 | 2.03 | 1.855 | 47.12 | 190 | 3190 |
| 82404 | 4 | 3/0 | 259 | 0.480 | 12.19 | 4#5 | 0.080 | 2.03 | 2.040 | 51.82 | 219 | 4005 |
| 82414 | 4 | 4/0 | 259 | 0.555 | 14.10 | 4#4 | 0.080 | 2.03 | 2.145 | 54.48 | 253 | 4560 |

⁽¹⁾ Ampacities based on 90°C conductor and 30°C ambient temperature per Table 400.5(A)(2) of the National Electrical Code®.

⁽²⁾ UL Listed and CSA Certified.

* Non-stock item; minimum quantity purchase required.

⁽⁵⁾ Actual shipping weight may vary.


COLOR CODE CHART

| NO. OF CONDUCTORS | COLOR |
|-------------------|---------------------------|
| 3 | Black, White, Red |
| 4 | Black, White, Red, Orange |



Super Vu-Tron® Canadian Type G-GC Round

90°C, 2000 Volt Portable Power Cable



Product Construction:

Conductor:

- 6 AWG through 4/0 AWG fully annealed stranded bare copper

Insulation:

- Premium-grade, color-coded 90°C EPDM
- Color code: See chart below
- Insulated yellow ground check

Jacket:

- Super Vu-Tron® 90°C, black
- Temperature range: -40°C to +90°C

Jacket Marking:

- CAROL SUPER VU-TRON® SIZE (mm²) TYPE G-GC 2 KV 90°C (-40°C) FT5 CSA LR92874 P-7K-123049-MSHA MADE IN USA

3 CONDUCTOR – TYPE G-GC – 2000 VOLT

| CATALOG NUMBER | NO. OF COND. | AWG SIZE | COND. STRAND | NOMINAL COND. O.D. | | YELLOW GROUND CHECK AWG SIZE | GROUND COND. AWG SIZE | NOMINAL INS. THICKNESS | | NOMINAL O.D. | | CURR. AMPS ⁽¹⁾ | APPROX. NET WT. LBS/ M ⁽²⁾ |
|----------------|--------------|----------|--------------|--------------------|-------|------------------------------|-----------------------|------------------------|------|--------------|-------|---------------------------|---------------------------------------|
| | | | | INCHES | mm | | | INCHES | mm | INCHES | mm | | |
| 83103 | 3 | 8 | 133 | 0.160 | 4.06 | 10 | 2#10 | 0.060 | 1.52 | 0.945 | 24.00 | 65 | 827 |
| 83113 | 3 | 6 | 259 | 0.198 | 5.03 | 10 | 2#10 | 0.060 | 1.52 | 1.025 | 26.04 | 87 | 770 |
| 83123 | 3 | 4 | 259 | 0.245 | 6.22 | 10 | 2#8 | 0.060 | 1.52 | 1.140 | 28.96 | 114 | 1015 |
| 83133 | 3 | 2 | 259 | 0.297 | 7.54 | 8 | 2#6 | 0.080 | 2.03 | 1.345 | 34.16 | 152 | 1480 |
| 83143 | 3 | 1 | 259 | 0.353 | 8.97 | 8 | 2#6 | 0.080 | 2.03 | 1.455 | 36.96 | 177 | 1795 |
| 83153 | 3 | 1/0 | 259 | 0.385 | 9.78 | 8 | 2#4 | 0.080 | 2.03 | 1.585 | 40.26 | 205 | 2245 |
| 83163 | 3 | 2/0 | 259 | 0.442 | 11.23 | 8 | 2#4 | 0.080 | 2.03 | 1.685 | 42.80 | 237 | 2570 |
| 83183 | 3 | 4/0 | 259 | 0.555 | 14.10 | 8 | 2#2 | 0.080 | 2.03 | 1.975 | 50.17 | 316 | 3700 |

⁽¹⁾ Ampacity rating based on CEC/CSA.

⁽²⁾ Actual shipping weight may vary.

COLOR CODE CHART

| NO. OF CONDUCTORS | COLOR |
|-------------------|------------------|
| 3 | Black, Red, Blue |

Applications:

- Industrial and light- to medium-duty mining applications
- Heavy-duty service as power supply cable
- Mobile and portable electrical equipment
- 3- and 4-conductor—use on three-phase AC systems where grounding is required

Features:

- Excellent impact and abrasion resistance
- Withstands exposure to oil, acids, alkalis, heat, moisture and most chemicals
- Indent-printed for easy identification
- Rope lay stranding for maximum flex life
- Cable core bound for superior flexibility and toughness
- Non-wicking rubber fillers (GGC)
- Canadian color code
- Sunlight-resistant

Industry Approvals:

- CSA Flexible Cord - C22.2-96
- MSHA Approved
- RoHS Compliant

Packaging:

- Lengths cut to order



Carol® Double Jacket Drill Cord

90°C, 600 Volt, MSHA Approved Remote Control & Drill Cord

Product Construction:

Conductors:

- 14 through 10 AWG fully annealed stranded bare copper
- ASTM B3/B174

Insulation


- Premium-grade, color-coded 90°C EPDM
- Color code: See chart below

Jacket

- 90°C, black, CPE or neoprene
- Temperature range: -40°C to +90°C
- An open polyester braid reinforcement is applied between layers for mechanical strength

Jacket Marking

- CPE jacket - CAROL (SIZE & NO. OF CONDS.) DOUBLE JACKET REMOTE CONTROL AND DRILL CORD 600 V 90°C P-07-KA110003-MSHA MADE IN USA
- Neoprene jacket - CAROL (SIZE & NO. OF CONDS.) NEOPRENE DOUBLE JACKET REMOTE CONTROL AND DRILL CORD 600 V 90°C P-07-KA110006-MSHA MADE IN USA



Applications:

- Industrial and light- to medium-duty mining applications
- Heavy-duty service as power supply cable
- AC systems (grounded and ungrounded)
- Heavy-duty and long service life applications
- Mobile and portable electrical equipment
- Motor and battery leads
- Wet or dry locations in underground mines in accordance with Schedule 26 of the U.S. Bureau of Mines
- 3-conductor cables – use on AC systems where no grounding is required or on DC systems with one conductor for grounding
- 4-conductor cables – use on two- or three-phase AC systems with one conductor used for grounding
- 5-conductor cables – use in applications where separating the system neutral from the frame ground is required

Features:

- Withstands severe environmental conditions
- Indent-printed for easy identification
- Withstands exposure to oil, acids, alkalies, heat, moisture and most chemicals
- Flexible stranding
- Excellent impact, crush and tear resistance
- Sunlight-resistant
- Reinforced jacket for increased durability
- TRU-Mark® sequential footage marking

Industry Approvals:

- RoHS Compliant
- Passes MSHA Flame Test
- Additional rating available upon request
- Other sizes and numbers of conductors available upon request

Applicable Standards:

- ICEA S-75-381

Packaging:

- Lengths cut to order

COLOR CODE CHART

| NO. OF CONDUCTORS | COLOR** |
|-------------------|--|
| 2 | Black, White |
| 3 | Black, White, Green |
| 4 | Black, White, Red, Green |
| 5 | Black, White, Red, Green, Orange |
| 6 | Black, White, Red, Green, Orange, Blue |

** Green conductor for grounding only.

| CATALOG NUMBER | NO. OF COND. | AWG SIZE | COND. STRAND | NOMINAL COND. O.D. | | NOMINAL INS. THICKNESS | | NOMINAL O.D. | | CURRENT AMPS ⁽¹⁾ | APPROX. NET WT. LBS/M ⁽²⁾ |
|----------------|--------------|----------|--------------|--------------------|----|------------------------|----|--------------|----|-----------------------------|--------------------------------------|
| | | | | INCHES | mm | INCHES | mm | INCHES | mm | | |

CPE JACKET

| | | | | | | | | | | | |
|-------|---|----|--------|-------|------|-------|------|-------|-------|----|-----|
| 02861 | 2 | 14 | 41/30 | 0.072 | 1.96 | 0.045 | 1.14 | 0.640 | 16.26 | 18 | 210 |
| 02862 | 3 | 14 | 41/30 | 0.072 | 1.96 | 0.045 | 1.14 | 0.670 | 17.02 | 18 | 240 |
| 02868 | 4 | 14 | 41/30 | 0.072 | 1.96 | 0.045 | 1.14 | 0.715 | 18.16 | 15 | 285 |
| 02835 | 5 | 14 | 41/30 | 0.072 | 1.96 | 0.045 | 1.14 | 0.785 | 19.94 | 12 | 345 |
| 02845 | 5 | 12 | 65/30 | 0.096 | 2.44 | 0.045 | 1.14 | 0.840 | 21.34 | 16 | 405 |
| 02806 | 6 | 12 | 65/30 | 0.096 | 2.44 | 0.045 | 1.14 | 0.890 | 22.61 | 16 | 470 |
| 02855 | 5 | 10 | 104/30 | 0.117 | 2.97 | 0.045 | 1.14 | 0.895 | 22.73 | 20 | 495 |

NEOPRENE JACKET

| | | | | | | | | | | | |
|--------|---|----|--------|-------|------|-------|------|-------|-------|----|-----|
| 02961* | 2 | 14 | 41/30 | 0.072 | 1.96 | 0.045 | 1.14 | 0.640 | 16.26 | 18 | 220 |
| 02962* | 3 | 14 | 41/30 | 0.072 | 1.96 | 0.045 | 1.14 | 0.670 | 17.02 | 18 | 260 |
| 02968* | 4 | 14 | 41/30 | 0.072 | 1.96 | 0.045 | 1.14 | 0.715 | 18.16 | 15 | 300 |
| 02935* | 5 | 14 | 41/30 | 0.072 | 1.96 | 0.045 | 1.14 | 0.785 | 19.94 | 12 | 365 |
| 02945* | 5 | 12 | 65/30 | 0.096 | 2.44 | 0.045 | 1.14 | 0.840 | 21.34 | 16 | 425 |
| 02906* | 6 | 12 | 65/30 | 0.096 | 2.44 | 0.045 | 1.14 | 0.890 | 22.61 | 16 | 490 |
| 02955* | 5 | 10 | 104/30 | 0.117 | 2.97 | 0.045 | 1.14 | 0.895 | 22.73 | 20 | 515 |

* Non-stock item; minimum quantity purchase required.

⁽¹⁾ Ampacities based on 90°C conductor and 30°C ambient temperature per NEC Table 400.5(A)(1) of the National Electrical Code®.

⁽²⁾ Actual shipping weight may vary.

Carolprene® 105°C Welding Cable

105°C, 600 Volt, MSHA Approved



Product Construction:

Conductors:

- 6 AWG through 4/0 AWG fully annealed stranded bare copper

Jacket:

- Carolprene® 105°C, black
- Temperature range: -50°C to +105°C

Jacket Marking:

- CAROLPRENE (SIZE) AWG 105°C WELDING CABLE 600 VOLT P-07-KA1000015-MSHA MADE IN USA (TRU-MARK SEQUENTIAL FOOTAGE)

Applications:

- Secondary voltage resistance welding leads in heavy duty or mining applications
- Power supply applications not exceeding 600 volts AC
- Sizes 1/0 and larger for permanent wiring in conduit or tray of 600 V power supplies, hoists, cranes or other applications where flexible power leads must be installed in conduit, raceways or trays

Features:

- Sunlight-resistant
- Designed to withstand severe environmental conditions
- Withstands exposure to oil, acids, alkalies, heat, flame, moisture and chemicals
- Meets or exceeds flame test requirements of MSHA
- TRU-Mark® marking system and indent printed MSHA number

Industry Approvals:

- MSHA Approved
- RoHS Compliant

Packaging:

- 250' (76.2 m), 1000' (304.8 m) reels
- Other put-ups available on special order

CAROLPRENE® 105°C WELDING CABLE – 600 VOLT – 30 AWG STRANDING

| CATALOG NUMBER | AWG SIZE | NOMINAL STRAND | NOMINAL O.D. | | APPROX. NET WT. LBS/M ^(S) | STD. CTN. |
|----------------|----------|----------------|--------------|-------|--------------------------------------|-----------|
| | | | INCHES | mm | | |
| 01758* | 6 | 259/30 | 0.420 | 10.67 | 140 | 1000' |
| 01757* | 4 | 416/30 | 0.475 | 12.07 | 200 | 1000' |
| 01756* | 2 | 655/30 | 0.520 | 13.21 | 280 | 1000' |
| 01755* | 1 | 827/30 | 0.575 | 14.61 | 350 | 1000' |
| 01754* | 1/0 | 1042/30 | 0.600 | 15.24 | 415 | 1000' |
| 01753* | 2/0 | 1316/30 | 0.645 | 16.38 | 510 | 1000' |
| 01752* | 3/0 | 1660/30 | 0.715 | 18.16 | 620 | 1000' |
| 01751* | 4/0 | 2062/30 | 0.765 | 19.43 | 760 | 1000' |

* Non-stock item; minimum quantity required.

^(S) Actual shipping weight may vary.

WELDING CABLE AMPACITIES SINGLE CONDUCTOR

Required Cable Sizes: For Welding Cable Application

| AMPS | length in feet for total circuit for secondary voltages only – do not use this table for 600 Volt in-line applications | | | | | | |
|------|--|------|------|------|------|------|------|
| | 100' | 150' | 200' | 250' | 300' | 350' | 400' |
| 100 | 4 | 4 | 2 | 2 | 1 | 1/0 | 1/0 |
| 150 | 4 | 2 | 1 | 1/0 | 2/0 | 3/0 | 3/0 |
| 200 | 2 | 1 | 1/0 | 2/0 | 3/0 | 4/0 | 4/0 |
| 250 | 1 | 1/0 | 2/0 | 3/0 | 4/0 | | |
| 300 | 1/0 | 2/0 | 3/0 | 4/0 | | | |
| 350 | 1/0 | 3/0 | 4/0 | | | | |
| 400 | 2/0 | 3/0 | | | | | |
| 450 | 2/0 | 4/0 | | | | | |
| 500 | 3/0 | 4/0 | | | | | |
| 550 | 3/0 | 4/0 | | | | | |
| 600 | 4/0 | | | | | | |

REQUIRED CABLE SIZES SHOWN IN AWG NUMBERS

The total circuit length includes both welding and ground leads (based on 4-volt drop) 60% duty cycle.

These values for current-carrying capacity are based on a copper temperature of 60°C (140°F), an ambient temperature of 40°C (104°F) and yield load factors from approximately 32% for the No. 2 AWG cable to approximately 23% for the No. 3/0 AWG cable, and higher for the smaller sizes. The sizes of cables generally used range from No. 2 AWG to No. 3/0 AWG. In actual service, the load factor may be much higher than indicated without overheating the cable, as the ambient temperature will generally be substantially lower than 40°C.

Suggested Ampacities For 600 Volt In-Line Applications

| AWG | AMPERES | AWG | AMPERES |
|-----|---------|-----|---------|
| 4/0 | 405 | 1 | 220 |
| 3/0 | 350 | 2 | 190 |
| 2/0 | 300 | 4 | 140 |
| 1/0 | 260 | 6 | 105 |

Ampacities for portable cable in accordance with NEC Table 400.5(A)(2). May not be suitable for all installations per National Electrical Code®.



Carolprene® 90°C Welding Cable

600 Volt



Product Construction:

Conductor:

- 6 AWG through 500 kcmil fully annealed stranded bare copper Class K

Jacket:

- Premium-grade 90°C EPDM, black or red
- Temperature range: -40°C to +90°C

Jacket Marking:

- CAROLPRENE (SIZE) WELDING CABLE 600 VOLT MADE IN USA (TRU-MARK SEQUENTIAL FOOTAGE)

Applications:

- Secondary voltage resistance welding leads
- Power supply applications not exceeding 600 volts AC

Features:

- Good flexibility
- Abrasion-resistant
- Good color retention
- TRU-Mark® sequential footage marking

Packaging:

- 250' (76.2 m), 500' (152.4 m), and 1000' (304.8 m) reels
- MCM sizes cut to length
- Other put-ups available on special order

Industry Approvals:

- RoHS Compliant

Suggested Ampacities

For 600 Volt In-Line Applications


| AWG OR kcmil | AMPERES | AWG | AMPERES |
|--------------|---------|-----|---------|
| 500 kcmil | 695 | 1/0 | 190 |
| 350 kcmil | 552 | 1 | 160 |
| 250 kcmil | 445 | 2 | 140 |
| 4/0 | 310 | 4 | 100 |
| 3/0 | 265 | 6 | 75 |
| 2/0 | 223 | | |

Ampacities for portable cable, continuous-duty (ambient temperature of 40°C). May not be suitable for all installations per National Electrical Code®.

Ordering Part Number Example

01771.38.03

4/0 500' put-up in red
.03 for red jacket



CAROLPRENE® WELDING CABLE – 600 VOLT – CLASS K – 30 AWG STRANDING

| CATALOG NUMBER | AWG OR kcmil | CONDUCTOR STRAND | NOMINAL O.D. | | APPROX. NET WT. LBS/M ⁽¹⁵⁾ | STD. CTN. |
|----------------|--------------|------------------|--------------|-------|---------------------------------------|-----------|
| | | | INCHES | mm | | |
| 01778 | 6 | 259/30 | 0.380 | 9.65 | 135 | 250' |
| 01777 | 4 | 406/30 | 0.400 | 10.16 | 172 | 250' |
| 01776 | 2 | 646/30 | 0.465 | 11.81 | 260 | 250' |
| 01775 | 1 | 812/30 | 0.495 | 12.57 | 317 | 250' |
| 01774 | 1/0 | 1025/30 | 0.560 | 14.22 | 400 | 250' |
| 01773 | 2/0 | 1274/30 | 0.615 | 15.62 | 487 | 250' |
| 01772 | 3/0 | 1613/30 | 0.670 | 17.02 | 605 | 250' |
| 01771 | 4/0 | 2029/30 | 0.750 | 19.05 | 827 | 250' |
| 99142* | 250 kcmil | 2496/30 | 0.830 | 21.08 | 976 | 250' |
| 99432* | 350 kcmil | 3441/30 | 0.960 | 24.38 | 1338 | 250' |
| 99202* | 500 kcmil | 5054/30 | 1.200 | 30.48 | 1995 | 250' |

⁽¹⁵⁾ Actual shipping weight may vary.
* Non-stock item; minimum quantity required.

WELDING CABLE AMPACITIES

SINGLE CONDUCTOR

Required Cable Sizes: For Welding Cable Application


| AMPS | length in feet for total circuit for secondary voltages only – do not use this table for 600 Volt in-line applications | | | | | | |
|------|--|------|------|------|------|------|------|
| | 100' | 150' | 200' | 250' | 300' | 350' | 400' |
| 100 | 4 | 4 | 2 | 2 | 1 | 1/0 | 1/0 |
| 150 | 4 | 2 | 1 | 1/0 | 2/0 | 3/0 | 3/0 |
| 200 | 2 | 1 | 1/0 | 2/0 | 3/0 | 4/0 | 4/0 |
| 250 | 1 | 1/0 | 2/0 | 3/0 | 4/0 | | |
| 300 | 1/0 | 2/0 | 3/0 | 4/0 | | | |
| 350 | 1/0 | 3/0 | 4/0 | | | | |
| 400 | 2/0 | 3/0 | | | | | |
| 450 | 2/0 | 4/0 | | | | | |
| 500 | 3/0 | 4/0 | | | | | |
| 550 | 3/0 | 4/0 | | | | | |
| 600 | 4/0 | | | | | | |

REQUIRED CABLE SIZES SHOWN IN AWG NUMBERS

The total circuit length includes both welding and ground leads (based on 4-volt drop) 60% duty cycle. These values for current-carrying capacity are based on a copper temperature of 60°C (140°F), an ambient temperature of 40°C (104°F) and yield load factors from approximately 32% for the No. 2 AWG cable to approximately 23% for the No. 3/0 AWG cable, and higher for the smaller sizes. The sizes of cables generally used range from No. 2 AWG to No. 3/0 AWG. In actual service, the load factor may be much higher than indicated without overheating the cable, as the ambient temperature will generally be substantially lower than 40°C.

Super Vu-Tron® Welding Cable

90°C, 600 Volt, UL/CSA, Types RHH/RHW



SUPER VU-TRON® WELDING CABLE—UL/CSA—CLASS M—34 AWG STRANDING

| CATALOG NUMBER | AWG SIZE | CONDUCTOR STRAND | NOMINAL O.D. | | APPROX. NET WT. LBS/M ^(S) | STD. CTN. |
|----------------|----------|------------------|--------------|-------|--------------------------------------|-----------|
| | | | INCHES | mm | | |
| 01768* | 6 | 660/34 | 0.370 | 9.40 | 125 | 250' |
| 01767* | 4 | 1045/34 | 0.425 | 10.80 | 191 | 250' |
| 01766 | 2 | 1634/34 | 0.475 | 12.07 | 259 | 250' |
| 01765 | 1 | 2090/34 | 0.530 | 13.46 | 331 | 250' |
| 01764† | 1/0 | 2597/34 | 0.575 | 14.61 | 401 | 250' |
| 01763† | 2/0 | 3300/34 | 0.630 | 16.00 | 511 | 250' |
| 01762† | 3/0 | 4214/34 | 0.700 | 17.78 | 615 | 250' |
| 01761† | 4/0 | 5225/34 | 0.800 | 20.32 | 844 | 250' |

* Not MSHA Approved.
 ® Actual shipping weight may vary.
 † Type RHH/RHW - 600 V for CT use.

Product Construction:

Conductor:

- 6 AWG through 4/0 AWG fully annealed stranded bare copper per ASTM B172 Class M

Jacket:

- Super Vu-Tron®, orange
- Temperature range: -50°C to +90°C

Jacket Marking:

- #6 - #1 AWG: CAROL SUPER VU-TRON® WELDING CABLE—EXTRA FLEXIBLE (UL) 600 VOLT (-50°C to +90°C) OIL RESISTANT P-123-141 MSHA (SIZE) --- CSA 90°C ARC WELDING CABLE FT1 MADE IN USA
- 1/0 - 4/0 AWG: CAROL SUPER VU-TRON® WELDING CABLE (SIZE) EXTRA FLEXIBLE (UL) 600 VOLT (-50°C to +90°C) OIL RESISTANT P-123-141 MSHA --- CSA 90°C ARC WELDING CABLE FT1 --- TYPE RHH OR RHW (UL) 600 V FOR CT USE MADE IN USA

Applications:

- Secondary voltage resistance welding leads
- Power supply applications not exceeding 600 volts AC
- Sizes 1/0 and larger for permanent wiring in conduit or tray of 600 V power supplies, hoists, cranes or other applications where flexible power leads must be installed in conduit, raceways or trays

Features:

- UL Listed
- CSA Certified
- Excellent flexibility to last longer in flex applications
- Abrasion-resistant
- Resists oils and solvents
- Rated -50°C for use in cold environments
- Weather-resistant
- Ozone-resistant
- Safety-colored for high visibility
- Assured longer service life, saving money in replacement costs, maintenance cost and downtime
- MSHA Approved for flame resistance
- Sunlight-resistant

Industry Approvals:

- UL Listed
- CSA Certified
- MSHA Approved
- Meets UL Vertical Flame Test per UL 854
- RoHS Compliant

Packaging:

- 250' (76.2 m), 500' (152.4 m), and 1000' (304.8 m) reels
- Other put-ups available on special order

WELDING CABLE AMPACITIES SINGLE CONDUCTOR

Required Cable Sizes: For Welding Cable Application

| AMPS | length in feet for total circuit for secondary voltages only – do not use this table for 600 Volt in-line applications | | | | | | |
|------|--|------|------|------|------|------|------|
| | 100' | 150' | 200' | 250' | 300' | 350' | 400' |
| 100 | 4 | 4 | 2 | 2 | 1 | 1/0 | 1/0 |
| 150 | 4 | 2 | 1 | 1/0 | 2/0 | 3/0 | 3/0 |
| 200 | 2 | 1 | 1/0 | 2/0 | 3/0 | 4/0 | 4/0 |
| 250 | 1 | 1/0 | 2/0 | 3/0 | 4/0 | | |
| 300 | 1/0 | 2/0 | 3/0 | 4/0 | | | |
| 350 | 1/0 | 3/0 | 4/0 | | | | |
| 400 | 2/0 | 3/0 | | | | | |
| 450 | 2/0 | 4/0 | | | | | |
| 500 | 3/0 | 4/0 | | | | | |
| 550 | 3/0 | 4/0 | | | | | |
| 600 | 4/0 | | | | | | |

REQUIRED CABLE SIZES SHOWN IN AWG NUMBERS

The total circuit length includes both welding and ground leads (based on 4-volt drop) 60% duty cycle. These values for current-carrying capacity are based on a copper temperature of 60°C (140°F), an ambient temperature of 40°C (104°F) and yield load factors of from approximately 32% for the No. 2 AWG cable to approximately 23% for the No. 3/0 AWG cable, and higher for the smaller sizes. The sizes of cables generally used range from No. 2 AWG to No. 3/0 AWG. In actual service, the load factor may be much higher than indicated without overheating the cable as the ambient temperature will generally be substantially lower than 40°C.

Suggested Ampacities For 600 Volt In-Line Applications

| AWG | AMPERES | AWG | AMPERES |
|-----|---------|-----|---------|
| 4/0 | 405 | 1 | 220 |
| 3/0 | 350 | 2 | 190 |
| 2/0 | 300 | 4 | 140 |
| 1/0 | 260 | 6 | 105 |

Ampacities for portable cable in accordance with NEC Table 400.5(A)(2). May not be suitable for all installations per National Electrical Code®.



Super Vu-Tron® Entertainment Industry and Stage Lighting Cable

105°C, 600 Volt, UL Type SC and CSA Type PPC

Product Construction:

Conductor:

- 8 AWG through 4/0 AWG fully annealed stranded bare copper per ASTM B172

Jacket:

- Super Vu-Tron® 105°C, black
- Temperature range: -50°C to +105°C

Jacket Marking:

- CAROL (SIZE) (UL) 600 VOLT TYPE SC (-50°C to +105°C) OIL RES 60°C MAX. AMPS NEC TABLE 400-5 (B) FOR 90°C OUTDOOR --- CSA TYPE PPC 105°C 600 VOLT FT5 ROHS MADE IN USA

Applications:

- Portable power systems
- Entertainment industry activities such as theater, television, night clubs, motion pictures, mobile communication vans, spotlights and sound systems
- Other similar applications that would require temporary power

Features:

- Sunlight-resistant
- Designed to withstand severe environmental conditions
- Withstands exposure to oil, acids, alkalis, heat, flame, moisture and chemicals
- Meets or exceeds flame test requirements of MSHA, CSA and UL
- Indent-printed

Industry Approvals:

- UL Listed
- CSA Certified
- RoHS Compliant

Packaging:

- Lengths cut to order



UL TYPE SC - CSA TYPE PPC - 600 VOLT

| CATALOG NUMBER | AWG SIZE | NOMINAL STRAND | NOMINAL O.D. | | APPROX. NET WT. LBS/M ⁽⁵⁾ | CURRENT AMPS ⁽¹⁾ |
|----------------|----------|----------------|--------------|-------|--------------------------------------|-----------------------------|
| | | | INCHES | mm | | |
| 01109* | 8 | 168/30 | 0.385 | 9.78 | 110 | 80 |
| 01108 | 6 | 259/30 | 0.420 | 10.67 | 152 | 105 |
| 01107 | 4 | 416/30 | 0.475 | 12.07 | 215 | 140 |
| 01106 | 2 | 655/30 | 0.520 | 13.21 | 296 | 190 |
| 01105 | 1 | 827/30 | 0.575 | 14.61 | 360 | 220 |
| 01104 | 1/0 | 1042/30 | 0.600 | 15.24 | 424 | 260 |
| 01103 | 2/0 | 1316/30 | 0.645 | 16.38 | 513 | 300 |
| 01102* | 3/0 | 1660/30 | 0.715 | 18.16 | 644 | 350 |
| 01101 | 4/0 | 2062/30 | 0.765 | 19.43 | 824 | 405 |

⁽¹⁾ NEC Table 400.5(A)(2).

* Non-stock item; minimum quantity purchase required.

⁽⁵⁾ Actual shipping weight may vary.

Super Vu-Tron® Single Conductor Type W Extra Flex

90°C, 2000 Volt, UL Listed



Product Construction:

Conductor:

- 8 AWG through 250 kcmil fully annealed stranded bare copper per ASTM B172

Insulation:

- Premium-grade 90°C EPDM

Jacket:

- Super Vu-Tron® 90°C, black (standard)
- Other Available Colors:**
 - Gray, red, orange, yellow, green, blue
 - See color code chart
- Temperature range: -40°C to +90°C
- An open polyester braid reinforcement is applied between the insulation and jacket for mechanical strength

Jacket Marking:

- CAROL SUPER VU-TRON® TYPE W PORTABLE POWER CABLE (SIZE) 2000 V 90°C DRY AND WATER RESISTANT 75°C SUN RES (UL) P-7K-123049-MSHA---CSA TYPE W (-40°C) FT5 (TRU-MARK SEQUENTIAL FOOTAGE)
- Custom print available by special order with minimum quantity purchase

Applications:

- Portable power systems
- Entertainment industry activities such as theater, television, nightclubs, motion pictures, mobile communication vans, spotlights and sound systems
- Other similar applications that would require temporary power

Features:

- Water-resistant
- Sunlight-resistant
- Designed to withstand severe environmental conditions
- Flexible and easier to work with in cold temperatures
- Withstands exposure to oil, acids, alkalis, heat, flame, moisture and chemicals
- No "memory" effect when coiling and uncoiling for use
- Meets or exceeds flame test requirements of MSHA and UL
- TRU-Mark® sequential footage marking

Industry Approvals:

- UL Listed
- MSHA Approved
- RoHS Compliant
- CSA Certified

Packaging:

- Lengths cut to order (99 put-up code)
- 1000' reel (41 put-up code)

TYPE W - 2000 VOLT - UL

| CATALOG NUMBER | AWG OR kcmil | NOMINAL STRAND | NOMINAL COND. O.D. | | NOMINAL INS. THICKNESS | | NOMINAL O.D. | | APPROX. NET WT. LBS/M ^(S) | CURRENT AMPS ⁽¹⁾ |
|----------------|--------------|----------------|--------------------|-------|------------------------|------|--------------|-------|--------------------------------------|-----------------------------|
| | | | INCHES | mm | INCHES | mm | INCHES | mm | | |
| 80611* | 8 | 168/30 | 0.165 | 4.19 | 0.060 | 1.52 | 0.465 | 11.81 | 133 | 80 |
| 80621* | 6 | 259/30 | 0.198 | 5.03 | 0.060 | 1.52 | 0.545 | 13.84 | 205 | 105 |
| 80631* | 4 | 416/30 | 0.233 | 5.92 | 0.060 | 1.52 | 0.585 | 14.86 | 264 | 140 |
| 80641 | 2 | 655/30 | 0.293 | 7.44 | 0.060 | 1.52 | 0.650 | 16.51 | 361 | 190 |
| 80651* | 1 | 827/30 | 0.330 | 8.38 | 0.080 | 2.03 | 0.730 | 18.54 | 465 | 220 |
| 80661* | 1/0 | 1042/30 | 0.369 | 9.37 | 0.080 | 2.03 | 0.750 | 19.05 | 521 | 260 |
| 80671* | 2/0 | 1316/30 | 0.412 | 10.46 | 0.080 | 2.03 | 0.825 | 20.96 | 644 | 300 |
| 80681* | 3/0 | 1660/30 | 0.490 | 12.45 | 0.080 | 2.03 | 0.910 | 23.11 | 755 | 350 |
| 80691 | 4/0 | 2062/30 | 0.530 | 13.46 | 0.080 | 2.03 | 0.960 | 24.38 | 933 | 405 |
| 80701* | 250 kcmil | 2496/30 | 0.606 | 15.39 | 0.105 | 2.67 | 1.020 | 25.91 | 1150 | 455 |

⁽¹⁾ Ampacities based on 90°C conductor and 30°C ambient temperature, based on Table 310-17 and Table 400.5(A)(2) in the National Electrical Code for single conductor cables.

* Non-stock item; minimum quantity purchase required.

^(S) Actual shipping weight may vary.



COLOR CODE CHART

| COLOR | COLOR CODE |
|--------|------------|
| Black | 01 |
| Gray | 10 |
| Red | 03 |
| Orange | 04 |
| Yellow | 05 |
| Green | 06 |
| Blue | 17 |

ORDERING INFORMATION

Three easy steps to ordering your Super Vu-Tron Type W Extra Flex Cable:

| Catalog Number | Put-Up Code | Color Code |
|---|---|--|
| ↑ Choose Catalog Number from Catalog Table above | ↑ Choose Put-Up Code from Packaging Information (99 for cut-to-order – please specify length needed) (41 for 1000 ft reel put-up size) | ↑ Choose Color Code from the Color Code Chart |

Examples:

| | |
|--------------------|--|
| 80691.41.01 | Type W Extra Flex, 4/0 size, 1,000 ft. reel put-up, black |
| 80691.99.17 | Type W Extra Flex, 4/0 size, long-length reel put-up, blue |

Make It Yours: Custom print legends available for recurring stock and special orders - ask for details



Diesel Locomotive Cable 2000 Volts (EPR/XL-CPE)

UL Types RHH/RHW-2 2000 V and C(UL) RW90 1000 V

Flexible, Oil-, Sunlight- and Ozone-Resistant, Flame-Retardant, -40°C to 90°C

Product Construction:

Conductor:

- 14 AWG (2.08 mm) thru 1111.1 kcmil (562 mm) Class I fully annealed flexible stranded tin coated copper per AAR 589

Insulation:

- Flame-retardant, lead-free Cross-linked Ethylene Propylene (EP) with separator tape over the conductor to facilitate stripping

Jacket:

- Black, flame-retardant, sunlight-, ozone- and oil-resistant, lead-free Cross-linked Chlorinated Polyethylene (XL-CPE)
- Colors available upon request

Print:

- GENERAL CABLE® (MFG LOCATION) DIESEL LOCOMOTIVE 2000 V P-07-KA120005-MSHA C(UL)US TYPE RHH OR RHW-2 VW-1 (SIZE) AWG/kcmil (MM²) EP FOR CT USE* SR -40°C FT4 OR RW90 EP 1000 V ROHS MONTH/YEAR OF MFG SEQUENTIAL FOOTAGE MARK

*Applicable for sizes 1/0 AWG and larger only

Applications:

- For use up to 2000 V as power cables in wind turbine generator applications per UL Subject 6140
- Diesel electric locomotives
- Mining and earth-moving equipment
- General purpose use as flexible power leads
- Flexible power leads in cable trays in sizes 1/0 AWG and larger
- Accepted for listing as flame-resistant by MSHA



Features:

- Rated 90°C wet or dry per UL 44/CSA C.22.2-38
- Flexible tinned copper stranding
- Excellent resistance to oils, gear lubricants, ozone, sunlight, heat and flame
- Designed to withstand continuous flexing

Minimum Bend Radius:

- 8X O.D. for fixed installations or mobile applications

Torsion Requirements:

- +/-180° twists per meter for 5,000 cycles at -40°C with cable weight compensated to 18 meters

Compliances:

- **Industry Compliances:**
 - Type RHH/RHW-2 per UL 44, UL File # E90494
 - c(UL)US Type RW90 per CSA C.22.2-38, UL File # E90494
 - National Electrical Code (NEC)
 - ICEA S-95-658/NEMA WC70
 - "For CT Use" on 1/0 AWG and larger in accordance with NEC®
 - Accepted for listing as flame resistant by MSHA
 - RoHS Compliant

Compliances (cont'd.):

Flame Test Compliances:

- UL 2556 VW-1
- IEEE 1202/CSA FT4 for sizes 1/0 AWG and larger

AC Withstand Voltage Testing requirements per UL 44:

| | |
|---------------------------|---------|
| 14 - 10 AWG | 6000 V |
| 8 - 2 AWG | 7500 V |
| 1 - 4/0 AWG | 9000 V |
| 262.6 kcmil - 444 kcmil | 10000 V |
| 535.3 kcmil - 929.9 kcmil | 11000 V |
| 1111.1 kcmil | 13500 V |

| CATALOG NUMBER | COND. SIZE | | COND. STRAND | NOMINAL COND. O.D. | | NOM. INS. THICKNESS | | JACKET THICKNESS | | NOMINAL O.D. | | APPROX. NET WEIGHT | |
|---|------------|-----------------|--------------|--------------------|------|---------------------|-----|------------------|-----|--------------|------|--------------------|-------|
| | AWG/kcmil | mm ² | | INCHES | mm | INCHES | mm | INCHES | mm | INCHES | mm | LBS/1000 FT | kg/km |
| 14 AWG - 1111.1 kcmil CONDUCTORS | | | | | | | | | | | | | |
| 5310.01014 | 14 | 2.08 | 19W | 0.070 | 1.8 | 0.045 | 1.1 | 0.015 | 0.4 | 0.20 | 5.1 | 30 | 45 |
| 5310.01012 | 12 | 3.31 | 19W | 0.088 | 2.2 | 0.045 | 1.1 | 0.015 | 0.4 | 0.22 | 5.6 | 39 | 58 |
| 5310.01010 | 10 | 5.26 | 27W | 0.117 | 3.0 | 0.045 | 1.1 | 0.015 | 0.4 | 0.25 | 6.4 | 56 | 83 |
| 5310.01008 | 8 | 8.36 | 37W | 0.144 | 3.7 | 0.055 | 1.4 | 0.030 | 0.8 | 0.33 | 8.3 | 87 | 129 |
| 5310.01006 | 6 | 13.3 | 61W | 0.190 | 4.8 | 0.060 | 1.5 | 0.030 | 0.8 | 0.38 | 9.7 | 131 | 195 |
| 5310.01004 | 4 | 21.1 | 105W | 0.262 | 6.7 | 0.060 | 1.5 | 0.030 | 0.8 | 0.46 | 11.7 | 202 | 301 |
| 5310.01002 | 2 | 33.6 | 158W | 0.315 | 8.0 | 0.060 | 1.5 | 0.030 | 0.8 | 0.51 | 13.0 | 285 | 424 |
| 5310.01001 | 1 | 42.4 | 224W | 0.375 | 9.5 | 0.080 | 2.0 | 0.045 | 1.1 | 0.64 | 16.3 | 417 | 621 |
| 5310.01110 | 1/0 | 53.5 | 280W | 0.435 | 11.0 | 0.080 | 2.0 | 0.045 | 1.1 | 0.70 | 17.8 | 494 | 735 |
| 5310.01210 | 2/0 | 67.4 | 329W | 0.465 | 11.8 | 0.080 | 2.0 | 0.045 | 1.1 | 0.73 | 18.5 | 587 | 874 |
| 5310.01310 | 3/0 | 85 | 456W | 0.535 | 13.6 | 0.080 | 2.0 | 0.045 | 1.1 | 0.80 | 20.3 | 718 | 1069 |
| 5310.01410 | 4/0 | 107 | 551W | 0.581 | 14.8 | 0.080 | 2.0 | 0.045 | 1.1 | 0.84 | 21.3 | 845 | 1258 |
| 5310.01262 | 262.6 | 133 | 650W | 0.617 | 15.7 | 0.090 | 2.3 | 0.065 | 1.7 | 0.94 | 23.9 | 1050 | 1563 |
| 5310.01313 | 313.1 | 158 | 777W | 0.671 | 17.0 | 0.090 | 2.3 | 0.065 | 1.7 | 1.00 | 25.3 | 1195 | 1778 |
| 5310.01373 | 373.7 | 189 | 925W | 0.735 | 18.7 | 0.090 | 2.3 | 0.065 | 1.7 | 1.06 | 26.9 | 1384 | 2060 |
| 5310.01444 | 444.4 | 225 | 1110W | 0.786 | 20.0 | 0.090 | 2.3 | 0.065 | 1.7 | 1.11 | 28.2 | 1634 | 2432 |
| 5310.01535 | 535.3 | 271 | 1332W | 0.877 | 22.3 | 0.090 | 2.3 | 0.065 | 1.7 | 1.20 | 30.5 | 1925 | 2865 |
| 5310.01646 | 646.4 | 327 | 1609W | 0.960 | 24.4 | 0.090 | 2.3 | 0.065 | 1.7 | 1.29 | 32.8 | 2307 | 3433 |
| 5310.01777 | 777.7 | 394 | 1924W | 1.054 | 26.8 | 0.090 | 2.3 | 0.065 | 1.7 | 1.38 | 35.1 | 2728 | 4060 |
| 5310.01929* | 929.9 | 475 | 2318W | 1.230 | 31.2 | 0.090 | 2.3 | 0.065 | 1.7 | 1.56 | 39.6 | 3570 | 5313 |
| 5310.01111* | 1111.1 | 562 | 2745W | 1.328 | 33.7 | 0.115 | 2.9 | 0.095 | 2.4 | 1.77 | 44.9 | 4232 | 6298 |

* Non-stock item; minimum runs apply. Please consult Customer Service for price and delivery.



Super Vu-Tron® DLO

EPR/CPE, Diesel Locomotive Cable
2000 V DLO, 1000 V CSA Type RW90 FT4 TC



Product Construction:

Conductor:

- 1/0 AWG through 1111 kcmil stranded tinned annealed copper per AAR 589

Insulation:

- Flame-retardant, lead-free Cross-linked Ethylene Propylene (EP) with separator tape over the conductor to facilitate stripping

Jacket:

- Black, flame-retardant, sunlight-, ozone- and oil-resistant, lead-free Cross-linked Chlorinated Polyethylene (XL-CPE)
- Colors available upon request

Jacket Marking:

- CAROL SUPER VU-TRON® (SIZE) 90°C DLO 2000 V P-102 MSHA CSA RW90 1000 V (-40°C) FT1 FT4 SR TC

Applications:

- Diesel electric locomotives
- Telecom power supply
- Oil and gas drilling rigs
- Mining and earth-moving equipment
- Shipyards
- Motor leads
- For wiring exposed to the weather
- For use in raceways including cable trays in dry, damp or wet locations in accordance with Canadian Electrical Code

Features:

- 90°C temperature rating, wet, damp or dry
- Excellent impact and abrasion resistance
- Resists oils, acids, alkalis, heat, flame
- Flexible tinned copper stranding
- Sunlight-resistant

Compliances:

- CSA Standard C22.2 No. 38
- CSA Standard C22.2 No. 230
- CSA Standard C22.2 No. 96

Industry Compliances:

- Accepted for listing as flame-resistant by MSHA
- CSA RW90 FT4 TC
- Outdoor use

Other Compliances:

- RoHS Compliant

Packaging:

- Lengths cut to order

| CATALOG NUMBER | AWG/ kcmil | COND. STRAND | NOM. INS. THICKNESS | | NOMINAL O.D. | | CURRENT AMPS | | APPROX. NET WEIGHT** | |
|--|------------|--------------|---------------------|------|--------------|-------|---------------------|---------------------|----------------------|-------|
| | | | INCHES | mm | INCHES | mm | 30°C ⁽¹⁾ | 30°C ⁽²⁾ | lbs/1000ft | kg/km |
| 1/0 AWG - 1111 kcmil CONDUCTORS | | | | | | | | | | |
| 91911 | 1/0 | 280W | 0.080 | 2.03 | 0.69 | 17.53 | 260 | 170 | 515 | 766 |
| 91920 | 2/0 | 329W | 0.080 | 2.03 | 0.73 | 18.54 | 300 | 195 | 580 | 863 |
| 91930 | 3/0 | 456W | 0.080 | 2.03 | 0.81 | 20.57 | 350 | 225 | 770 | 1146 |
| 91940 | 4/0 | 551W | 0.080 | 2.03 | 0.87 | 22.10 | 405 | 260 | 930 | 1384 |
| 91926 | 262.6 | 650W | 0.095 | 2.41 | 1.00 | 25.40 | 475 | 298 | 1130 | 1682 |
| 91931 | 313.1 | 777W | 0.095 | 2.41 | 1.06 | 26.92 | 520 | 328 | 1295 | 1927 |
| 91937 | 373.7 | 925W | 0.095 | 2.41 | 1.10 | 27.94 | 605 | 364 | 1545 | 2299 |
| 91944 | 444.4 | 1110W | 0.095 | 2.41 | 1.23 | 31.24 | 660 | 402 | 1820 | 2709 |
| 91953 | 535.3 | 1332W | 0.110 | 2.79 | 1.34 | 34.04 | 735 | 446 | 2195 | 3267 |
| 91964 | 646.4 | 1609W | 0.110 | 2.79 | 1.45 | 36.83 | 820 | 496 | 2560 | 3810 |
| 91977 | 777.7 | 1924W | 0.110 | 2.79 | 1.50 | 38.10 | 910 | 563 | 3050 | 4539 |
| 91929* | 929.2 | 2299W | 0.110 | 2.79 | 1.61 | 40.89 | 1005 | 594 | 3595 | 5350 |
| 91811* | 1111 | 2745W | 0.125 | 3.18 | 1.75 | 44.45 | 1110 | 637 | 4250 | 6325 |

⁽¹⁾ Ampacities based on 90°C conductor temperature and 30°C ambient temperature and Table 12E of the Canadian Electrical Code for permanent installation in tray.

⁽²⁾ Based on CEC Part 1 Table 2 for 3 conductors in raceway (conduit) and an ambient temperature of 30°C.

* Non-stock item; minimum runs apply. Please consult Customer Service for price and delivery.

**Actual shipping weight may vary.



Specialty Cord

5



In today's world, the need for specialty cord products is constantly growing. General Cable offers a full line of Carol® Brand Cord products to meet a wide range of specialized applications.

Specialty Cord includes a wide range of hook-up wire, heater cord, lamp cord and fixture wire.

Like Carol® Brand Rubber, Plastic and Industrial Cord products, these cables carry the latest regulatory listings and certifications with Underwriters Laboratories, Inc. and the Canadian Standard Association where applicable.

| Index | Page |
|--|------|
| CarolGrene™ Ultra Flex® Jacketed Types EVJE, EVE, EVJT and EVT | 48 |
| CarolGrene™ Ultra Flex® Types EVJ and EV | 49 |
| Heater Cord Type HPN | 50 |
| Hook-Up Wire UL Types MTW, TFF, AWM and CSA TEW | 51 |
| Heavy Wall UL Types MTW, AWM, NEC Type THW and CSA TEW | 52 |
| Lamp Cord Type SPT | 53 |
| Low-Voltage Landscape Lighting Wire | 54 |
| Low-Voltage Sprinkler Wire | 55 |

CarolGrene™ Ultra Flex® Jacketed Types EVJE, EVE, EVJT and EVT

105°C, 300 and 600 Volt, UL Electrical Vehicle Charging Cord



Product Construction:

Conductor:

- 18 through 6 AWG fully annealed stranded bare copper
- ASTM B3

Insulation:

- Premium-grade, color-coded 105°C Thermoplastic Elastomer for types EVJE & EVE
- PVC for types EVJT & EVT
- Color code: See chart below

Jacket:

- 105°C, black, Thermoplastic Elastomer for types EVJE & EVE
- 105°C, black, PVC for types EVJT & EVT
- Temperature range: -50°C to +105°C - TPE
-40°C to +105°C - PVC

Jacket Marking:

- UL Type EVE - CAROLGRENE™ ULTRA FLEX® ELECTRIC VEHICLE CABLE -- (SIZE) (mm²) E333326-8 (UL) EVE 105°C DRY 60°C WET 600 V FT2 - ROHS - MADE IN USA
- UL Type EVJE - CAROLGRENE™ ULTRA FLEX® ELECTRIC VEHICLE CABLE -- (SIZE) (mm²) E333326-8 (UL) EVJE c(UL) 105°C DRY 60°C WET 300 V FT2 - ROHS - MADE IN USA

Applications:

- Level 1 - 120 volt charging units
- Level 2 - 240 volt charging units
- Compatible with SAE J1772 EV plug standard
- UL 2594 and NEC 625 residential and commercial charging stations
- Ideal for charging electric vehicles (EV), neighborhood electric vehicles (NEV), battery electric vehicles (BEV), low-speed vehicles (LSV), personal electric vehicles (PEV), plug-in hybrid vehicles (PHV), and plug-in hybrid electric vehicles (PHEV)

Features:

- Superior flexibility (EVE & EVJE)
- Lightweight
- Water-resistant
- Oil-resistant jacket
- Excellent molding characteristics
- Suitable for immersion in water*
- UL Listed for outdoor use

Industry Approvals:

- UL 62 for Type EVE/EVJE/EVT/EVJT
- RoHS Compliant

Other AWG sizes, conductor counts, and put-ups available on special order.

* Suitable for immersion in water if properly sealed and terminated.

| CATALOG NUMBER | NO. OF COND. | AWG SIZE | COND. STRAND | NOMINAL COND. O.D. | | NOMINAL INS. THICKNESS | | NOMINAL O.D. | | CURRENT AMPS ^{(1) (2)} | APPROX. NET WT. LBS/M ⁽³⁾ |
|----------------|--------------|----------|--------------|--------------------|----|------------------------|----|--------------|----|---------------------------------|--------------------------------------|
| | | | | INCHES | mm | INCHES | mm | INCHES | mm | | |

TYPE EVJE, EVJT

| | | | | | | | | | | | |
|----------|---|----|-------|-------|------|-------|------|-------|-------|----|-----|
| EVJE163 | 3 | 16 | 26/30 | 0.061 | 1.55 | 0.030 | 0.76 | 0.361 | 9.17 | 13 | 75 |
| | 1 | 18 | 16/30 | 0.048 | 1.22 | 0.030 | 0.76 | | | | |
| EVJE143 | 3 | 14 | 41/30 | 0.077 | 1.96 | 0.030 | 0.76 | 0.390 | 9.91 | 18 | 95 |
| | 1 | 18 | 16/30 | 0.048 | 1.22 | 0.030 | 0.76 | | | | |
| EVJE123 | 3 | 12 | 65/30 | 0.096 | 2.44 | 0.030 | 0.76 | 0.454 | 11.53 | 25 | 130 |
| | 1 | 18 | 16/30 | 0.048 | 1.22 | 0.030 | 0.76 | | | | |
| EVJT143* | 3 | 14 | 41/30 | 0.077 | 1.96 | 0.030 | 0.76 | 0.390 | 9.91 | 18 | 95 |
| | 1 | 18 | 16/30 | 0.048 | 1.22 | 0.030 | 0.76 | | | | |
| EVJT123* | 3 | 12 | 65/30 | 0.096 | 2.44 | 0.030 | 0.76 | 0.454 | 11.53 | 25 | 130 |
| | 1 | 18 | 16/30 | 0.048 | 1.22 | 0.030 | 0.76 | | | | |

TYPE EVE, EVT - 600 VOLT - UL

| | | | | | | | | | | | |
|----------|---|----|--------|-------|------|-------|------|-------|-------|----|-----|
| EVE1603 | 3 | 16 | 26/30 | 0.061 | 1.55 | 0.030 | 0.76 | 0.468 | 11.89 | 13 | 110 |
| | 1 | 18 | 16/30 | 0.048 | 1.22 | 0.030 | 0.76 | | | | |
| EVE1403 | 3 | 14 | 41/30 | 0.077 | 1.96 | 0.045 | 1.14 | 0.560 | 14.22 | 18 | 150 |
| | 1 | 18 | 16/30 | 0.048 | 1.22 | 0.030 | 0.76 | | | | |
| EVE1203 | 3 | 12 | 65/30 | 0.094 | 2.39 | 0.045 | 1.14 | 0.588 | 14.94 | 25 | 200 |
| | 1 | 18 | 16/30 | 0.048 | 1.22 | 0.030 | 0.76 | | | | |
| EVE1003 | 3 | 10 | 104/30 | 0.118 | 3.00 | 0.045 | 1.14 | 0.675 | 17.15 | 30 | 270 |
| | 1 | 18 | 16/30 | 0.048 | 1.22 | 0.030 | 0.76 | | | | |
| EVE0803 | 3 | 8 | 168/30 | 0.165 | 4.19 | 0.060 | 1.52 | 0.906 | 23.01 | 74 | 465 |
| | 1 | 18 | 16/30 | 0.048 | 1.22 | 0.030 | 0.76 | | | | |
| EVE0608 | 2 | 6 | 133/27 | 0.203 | 5.16 | 0.060 | 1.52 | 0.961 | 24.41 | 99 | 515 |
| | 1 | 18 | 16/30 | 0.048 | 1.22 | 0.030 | 0.76 | | | | |
| EVT1403* | 3 | 14 | 41/30 | 0.077 | 1.96 | 0.045 | 1.14 | 0.560 | 14.22 | 18 | 150 |
| | 1 | 18 | 16/30 | 0.048 | 1.22 | 0.030 | 0.76 | | | | |
| EVT1203* | 3 | 12 | 65/30 | 0.094 | 2.39 | 0.045 | 1.14 | 0.588 | 14.94 | 25 | 200 |
| | 1 | 18 | 16/30 | 0.048 | 1.22 | 0.030 | 0.76 | | | | |

⁽¹⁾ Ampacities for 10 AWG and smaller cords based on 30°C ambient temperature per Table 400.5(A)(1) of the National Electrical Code®.
⁽²⁾ Ampacities for 8 AWG and larger cords based on 30°C ambient temperature per Table 400.5(A)(2) of the National Electrical Code®.

⁽³⁾ Green conductor for grounding only.

* Non-stock item; minimum quantity purchase required.

⁽⁴⁾ Actual shipping weight may vary.

COLOR CODE CHART

| CONDUCTORS | COLORS |
|------------|---------------------|
| POWER | Black, White, Green |
| SIGNAL | Blue |



CarolGrene™ Ultra Flex® Types EVJ and EV

90°C, 300 and 600 Volt, UL Electrical Vehicle Charging Cord

Product Construction

Conductor:

- 18 through 4 AWG fully annealed stranded bare copper
- ASTM B3

Insulation:

- Premium-grade, color-coded 90°C EPDM
- Color code: See chart below

Jacket:

- Carolprene® rubber, black

Jacket Marking:

- UL Type EV - CAROLGRENE™ ELECTRIC VEHICLE (SIZE) (mm²) E333326 (UL) EV CSA 90°C DRY 60°C WET 600 V FT2 ROHS MADE IN USA
- UL Type EVJ - CAROLGRENE™ ELECTRIC VEHICLE (SIZE) (mm²) E333326 (UL) EVJ CSA 90°C DRY 60°C WET 300 V FT2 ROHS MADE IN USA

Applications:

- Level 1 - 120 volt charging units
- Level 2 - 240 volt charging units
- Compatible with SAE J1772 EV plug standard
- UL 2594 and NEC 625 residential and commercial charging stations.
- Ideal for charging electric vehicles (EV), neighborhood electric vehicles (NEV), battery electric vehicles (BEV), low-speed vehicles (LSV), personal electric vehicles (PEV), plug-in hybrid vehicles (PHV), and plug-in hybrid electric vehicles (PHEV)

Features:

- Superior flexibility in cold temperatures
- Lightweight
- Water-resistant
- Oil-resistant jacket
- 105°C rating also available
- Suitable for immersion in water*
- UL Listed for outdoor use

Industry Approvals:

- UL 62 for Type EV and EVJ
- RoHS Compliant

Other AWG sizes, conductor counts, and put-ups available on special order.

* Suitable for immersion in water if properly sealed and terminated.



| CATALOG NUMBER | NO. OF COND. | AWG SIZE | COND. STRAND | NOMINAL COND. O.D. | | NOMINAL INS. THICKNESS | | NOMINAL O.D. | | CURRENT AMPS ^{(1) (2)} | APPROX. NET WT. LBS/M ⁽⁵⁾ |
|----------------|--------------|----------|--------------|--------------------|----|------------------------|----|--------------|----|---------------------------------|--------------------------------------|
| | | | | INCHES | mm | INCHES | mm | INCHES | mm | | |

TYPE EVJ - 300 VOLT - UL

| | | | | | | | | | | | |
|--------|---|----|-------|-------|------|-------|------|-------|-------|----|-----|
| EVJ163 | 3 | 16 | 26/30 | 0.061 | 1.55 | 0.030 | 0.76 | 0.360 | 9.14 | 13 | 85 |
| | 1 | 18 | 16/30 | 0.048 | 1.22 | 0.030 | 0.76 | | | | |
| EVJ143 | 3 | 14 | 41/30 | 0.072 | 1.83 | 0.030 | 0.76 | 0.390 | 9.91 | 18 | 110 |
| | 1 | 18 | 16/30 | 0.048 | 1.22 | 0.030 | 0.76 | | | | |
| EVJ123 | 3 | 12 | 65/30 | 0.094 | 2.39 | 0.030 | 0.76 | 0.455 | 11.56 | 25 | 155 |
| | 1 | 18 | 16/30 | 0.048 | 1.22 | 0.030 | 0.76 | | | | |

TYPE EV - 600 VOLT - UL

| | | | | | | | | | | | |
|---------|---|----|--------|-------|------|-------|------|-------|-------|-----|-----|
| EV1403 | 3 | 14 | 41/30 | 0.072 | 1.83 | 0.045 | 1.14 | 0.545 | 13.84 | 18 | 185 |
| | 1 | 18 | 16/30 | 0.048 | 1.22 | 0.030 | 0.76 | | | | |
| EV1203 | 3 | 12 | 65/30 | 0.094 | 2.39 | 0.045 | 1.14 | 0.580 | 14.73 | 25 | 220 |
| | 1 | 18 | 16/30 | 0.048 | 1.22 | 0.030 | 0.76 | | | | |
| EV1003 | 3 | 10 | 104/30 | 0.117 | 2.97 | 0.045 | 1.14 | 0.630 | 16.00 | 30 | 275 |
| | 1 | 18 | 16/30 | 0.048 | 1.22 | 0.030 | 0.76 | | | | |
| EV0803 | 3 | 8 | 168/30 | 0.160 | 4.06 | 0.060 | 1.52 | 0.885 | 22.48 | 74 | 465 |
| | 1 | 18 | 16/30 | 0.048 | 1.22 | 0.030 | 0.76 | | | | |
| EV0608* | 2 | 6 | 133/27 | 0.203 | 5.16 | 0.060 | 1.52 | 0.985 | 25.02 | 99 | 570 |
| | 1 | 8 | 133/29 | 0.160 | 4.06 | 0.060 | 1.52 | | | | |
| | 1 | 18 | 16/30 | 0.048 | 1.22 | 0.030 | 0.76 | | | | |
| EV0406 | 2 | 4 | 133/25 | 0.242 | 6.15 | 0.060 | 1.52 | 1.080 | 27.43 | 130 | 777 |
| | 1 | 6 | 133/27 | 0.203 | 5.16 | 0.060 | 1.52 | | | | |
| | 1 | 18 | 16/30 | 0.048 | 1.22 | 0.030 | 0.76 | | | | |

⁽¹⁾ Ampacities for 10 AWG and smaller cords based on 30°C ambient temperature per Table 400.5(A)(1) of the National Electrical Code®. Ampacities for 8 AWG and larger cords based on 30°C ambient temperature per Table 400.5(A)(2) of the National Electrical Code®.

⁽²⁾ Green conductor for grounding only.

* Non-stock item; minimum quantity purchase required.

⁽⁵⁾ Actual shipping weight may vary.

COLOR CODE CHART

| CONDUCTORS | COLORS |
|------------|---------------------|
| POWER | Black, White, Green |
| SIGNAL | Blue |

CAROLGRENE™
UltraFlex®

Heater Cord Type HPN

90°C, 300 Volt, UL/CSA Portable Cord



TYPE HPN - 300 VOLT - UL/CSA

| CATALOG NUMBER | NO. OF COND. | AWG SIZE | COND. STRAND | NOMINAL INS. THICKNESS | | NOMINAL O.D. | | CURRENT AMPS* | APPROX. NET WT. LBS/M ^(S) | STD. CTN. |
|----------------|--------------|----------|--------------|------------------------|------|---------------|-------------|---------------|--------------------------------------|-----------|
| | | | | INCHES | mm | INCHES | mm | | | |
| 25202 | 2 | 18 | 41/34 | 0.045 | 0.76 | 0.145 X 0.285 | 3.68 X 7.24 | 10 | 31 | 1000' |
| 25212 | 2 | 16 | 65/34 | 0.045 | 1.14 | 0.155 X 0.300 | 3.94 X 7.62 | 15 | 38 | 1000' |

^(S) Actual shipping weight may vary.

* Ampacities based on NEC Table 400.5(A)(1).

Product Construction:

Conductor:

- 18 through 16 AWG fully annealed stranded bare copper

Insulation/Jacket:

- Carolprene®, black
- Temperature range: -20°C to +90°C

Jacket Marking:

- CAROL 2/C (SIZE) (mm²) TYPE HPN (UL) E-11368 HEATER CORD 90°C CSA FT2 LL-9993 - CPE 300 VOLT MADE IN USA

Applications:

- Portable heaters
- Toasters
- Irons
- Soldering irons
- Paint removers
- Other heat-related applications for industrial, commercial and home use

Features:

- Heat-resistant
- Oil-resistant

Industry Approvals:

- UL Listed
- CSA Certified

Packaging:

- 250' (76.2 m) spools
- Other put-ups available on special order



Hook-Up Wire UL Types MTW, TFF, AWM and CSA TEW

90°C, 600 Volt, MTW, TFF, 105°C, 1000 Volt, AWM, 600 Volt TEW

Product Construction:

Conductor:

- 18 through 8 AWG fully annealed stranded bare copper

Insulation:

- Premium-grade, color-coded PVC
- Temperature range:
MTW: -40°C to +90°C
AWM: -40°C to +105°C
TEW: -30°C to +105°C
- Color code: See chart below

Jacket Marking:

- 18 and 16 AWG:
CAROL (SIZE) 600 V E# MTW (UL) OR TFF OR 1000 V AWM VW-1 --- CSA TEW 105°C FT1 ROHS MADE IN USA
- 14 through 8 AWG:
CAROL (SIZE) 600 V E# MTW (UL) OR 1000 V AWM VW-1 --- CSA TEW 105°C FT1 ROHS MADE IN USA

Applications:

- Motor and transformer lead
- External wiring of machinery

Features:


- Outstanding oil, flame and moisture resistance
- Extra-flexible

Industry Approvals:

- UL Type MTW/AWM
- CSA TEW
- Passes VW-1 Vertical Flame Test
- OSHA Acceptable
- AWM Style 1015 – 18-8 AWG
- AWM Style 1335 – 18-10 AWG
- AWM Style 1336 – 8 AWG
- AWM Style 1032
- RoHS Compliant

Packaging:

- 18 and 16 AWG:
500' (152.4 m) spools
2500' (762 m) spools
- 14 through 10 AWG:
500' (152.4 m) spools
2500' (762 m) reels
- 8 AWG: 500' (152.4 m) reels
- Other put-ups available on special order



UL TYPE MTW, AWM, TFF, CSA TYPE TEW - 600 VOLT

| CATALOG NUMBER | AWG SIZE | COND. STRAND | NOMINAL INS. THICKNESS | | NOMINAL O.D. | | STOCK COLORS | APPROX. NET WT. LBS/M ^(S) |
|----------------|----------|--------------|------------------------|------|--------------|------|--------------|--------------------------------------|
| | | | INCHES | mm | INCHES | mm | | |
| 76502 | 18 | 16/30 | 0.031 | 0.79 | 0.110 | 2.79 | 1-12 | 10 |
| 76512 | 16 | 26/30 | 0.031 | 0.79 | 0.123 | 3.12 | 1-12 | 14 |
| 76812 | 14 | 19/.0147 | 0.031 | 0.79 | 0.136 | 3.45 | 1-12 | 20 |
| 76822 | 12 | 19/.0185 | 0.031 | 0.79 | 0.155 | 3.94 | 1-7 | 28 |
| 76832 | 10 | 19/.0234 | 0.031 | 0.79 | 0.176 | 4.47 | 1-5 | 42 |
| 76843 | 8 | 19/.0295 | 0.045 | 1.14 | 0.242 | 6.15 | 1-5 | 72 |

^(S)Actual shipping weight may vary.

COLOR CODE CHART

| STOCK COLORS | ORDERING SUFFIX | STOCK COLORS | ORDERING SUFFIX |
|--------------|-----------------|--------------|-----------------|
| Black | 01 | Orange | 04 |
| White | 02 | Brown | 08 |
| Red | 03 | Purple | 19 |
| Blue | 07 | Gray | 10 |
| Green | 06 | Pink | 13 |
| Yellow | 05 | | |



Passes UL VW-1 Flame Test
Underwriters Laboratories, Inc.



Heavy Wall UL Types MTW, AWM, NEC Type THW and CSA TEW

90°C, 600 Volt



AWM, MTW, THW - 600 VOLT - UL

| CATALOG NUMBER | AWG SIZE | COND. STRAND | NOMINAL INS. THICKNESS | | NOMINAL O.D. | | APPROX. NET WT. LBS/M ⁽⁶⁾ |
|----------------|----------|--------------|------------------------|------|--------------|------|--------------------------------------|
| | | | INCHES | mm | INCHES | mm | |
| 76954 | 6 | 19/.0372 | 0.064 | 1.63 | 0.315 | 8.00 | 110 |
| 76994 | 4 | 19/.0469 | 0.065 | 1.65 | 0.365 | 9.27 | 150 |

⁽⁶⁾ Actual shipping weight may vary.

Product Construction:

Conductor:

- 6 and 4 AWG fully annealed stranded bare copper

Insulation:

- Premium-grade, color-coded PVC, black
- Temperature range:
 - MTW: -40°C to +90°C
 - AWM: -40°C to +105°C
 - TEW: -30°C to +105°C

Jacket Marking:

- CAROL (SIZE) 600 V E# MTW OR THW (UL) OR 1000 V AWM VW-1 --- CSA TEW 105°C FT1 ROHS MADE IN USA

Applications:

- Motor and transformer lead
- External wiring of machinery

Features:

- Outstanding oil, flame and moisture resistance
- Extra-flexible

Industry Approvals:

- UL Type AWM
- UL and NMTBA Type MTW
- NEC Type THW
- CSA TEW
- Passes UL VW-1 Vertical Flame Test
- RoHS Compliant

Packaging:

- 500' (152.4 m) reels
- Other put-ups available on special order



Passes UL VW-1 Flame Test
Underwriters Laboratories, Inc.



Lamp Cord Type SPT

60°C, 300 Volt, UL/CSA

Product Construction:

Conductor:

- 18 and 16 AWG fully annealed bare or tinned copper

Insulation:

- Premium-grade, color-coded PVC
- Temperature range: -20°C to +60°C
- Color code: See chart below

Jacket Marking:

- E# (UL) (NO. COND) (SIZE) (mm²) SPT-1 (or STP-2) 60°C FT2 300 VOLT CSA LL69381 RoHS

Applications:

- Small appliances
- Lamps
- Radios
- Jukeboxes

Industry Approvals:

- UL Listed
- CSA Certified
- RoHS Compliant

Packaging:

- 250' (76.2 m) spools
- Other put-ups available on special order

JACKET COLOR CODE CHART

| | |
|----------|------------------------------|
| A | Black or White or Brown |
| B | Clear Silver (tinned copper) |
| C | Clear Gold |
| D | Clear |



TYPE SPT-1

| CATALOG NUMBER | NO. OF COND. | AWG SIZE | COND. STRAND | NOM. INSULATION THICKNESS | | NOMINAL O.D. | | CURRENT AMPS ⁽¹⁾ | APPROX. NET WEIGHT LBS/M ⁽⁵⁾ | JACKET COLOR CHART |
|----------------|--------------|----------|--------------|---------------------------|------|--------------|-------|-----------------------------|---|--------------------|
| | | | | INCHES | mm | INCHES | mm | | | |
| 02301 | 2 | 18 | 41/34 | 0.030 | 0.76 | 0.107 | 2.72 | 10 | 22 | A |
| | | | | | | X | X | | | |
| | | | | | | 0.210 | 5.330 | | | |
| 02304 | 2 | 18 | 41/34 | 0.030 | 0.76 | 0.107 | 2.72 | 10 | 22 | D |
| | | | | | | X | X | | | |
| | | | | | | 0.210 | 5.330 | | | |
| 02305 | 2 | 18 | 41/34 | 0.030 | 0.76 | 0.107 | 2.72 | 10 | 22 | C |
| | | | | | | X | X | | | |
| | | | | | | 0.210 | 5.330 | | | |
| 02306 | 2 | 18 | 41/34 | 0.030 | 0.76 | 0.107 | 2.72 | 10 | 22 | B |
| | | | | | | X | X | | | |
| | | | | | | 0.210 | 5.330 | | | |

TYPE SPT-2

| CATALOG NUMBER | NO. OF COND. | AWG SIZE | COND. STRAND | NOM. INSULATION THICKNESS | | NOMINAL O.D. | | CURRENT AMPS ⁽¹⁾ | APPROX. NET WEIGHT LBS/M ⁽⁵⁾ | JACKET COLOR CHART |
|----------------|--------------|----------|--------------|---------------------------|------|--------------|-------|-----------------------------|---|--------------------|
| | | | | INCHES | mm | INCHES | mm | | | |
| 02303 | 2 | 16 | 65/34 | 0.045 | 1.14 | 0.155 | 3.94 | 13 | 37 | A |
| | | | | | | X | X | | | |
| | | | | | | 0.295 | 7.490 | | | |

⁽¹⁾ Ampacities based on NEC Table 400.5(A)(1).
⁽⁵⁾ Actual shipping weight may vary.

Low-Voltage Landscape Lighting Wire

60°C, 150 Volt, UL; 60°C, 30 Volt, CSA



LOW-VOLTAGE LANDSCAPE LIGHTING WIRE - 150 VOLT - UL; 30 VOLT - CSA

| CATALOG NUMBER | NO. OF COND. | AWG SIZE | NOM. INS. THICKNESS | | NOMINAL O.D. | | POWER RATING ⁽¹⁾ | | | APPROX. NET WT. LBS/M ⁽⁶⁾ |
|----------------|--------------|----------|---------------------|------|---------------|--------------|-----------------------------|------|-------|--------------------------------------|
| | | | INCHES | mm | INCHES | mm | VOLTS | AMPS | WATTS | |
| 02309 | 2 | 16 | 0.045 | 1.14 | 0.155 X 0.296 | 3.94 X 7.52 | 150 | 13 | 1950 | 35 |
| 02310 | 2 | 14 | 0.045 | 1.14 | 0.170 X 0.354 | 4.32 X 8.99 | 150 | 18 | 2700 | 45 |
| 02311 | 2 | 12 | 0.045 | 1.14 | 0.190 X 0.385 | 4.83 X 9.78 | 150 | 25 | 3750 | 62 |
| 02312 | 2 | 10 | 0.045 | 1.14 | 0.200 X 0.400 | 5.08 X 10.16 | 150 | 30 | 4500 | 90 |
| 02313 | 2 | 8 | 0.060 | 1.52 | 0.270 X 0.550 | 6.86 X 13.97 | 150 | 55 | 8250 | 175 |

⁽¹⁾ Amps and watts are offered ONLY as a guide to the end user.

⁽⁶⁾ Actual shipping weight may vary.

Product Construction:

Conductor:

- 8 through 16 AWG fully annealed stranded bare copper per ASTM B3

Insulation:

- Premium-grade PVC, black
- Duplex parallel design for easy tear-down during installation
- Polarity ridge on one leg for positive circuit identification
- Temperature range: -20°C to +60°C

Jacket Marking:

- CAROL (SIZE) UNDERGROUND LOW ENERGY CIRCUIT CABLE SUNLIGHT RESISTANT FOR LOW VOLTAGE OUTDOOR LIGHTING E# (UL) -- CSA LL# LVLL 30 V FT1

Applications:

- Low-voltage landscape lighting
- Low-voltage security lighting

Industry Approvals:

- UL Listed underground low-energy circuit cable
- UL Listed for outdoor applications
- UL Listed for direct burial applications
- CSA Approved
- RoHS Compliant

Packaging:

- 500' (513.4 m) spools
- Other put-ups available on special order



Low-Voltage Sprinkler Wire

60°C, 30 Volt, UL



LOW-VOLTAGE SPRINKLER WIRE - 30 VOLT - UL

| CATALOG NUMBER | NO. OF COND. | AWG SIZE | LENGTH OF CORD (FEET) | POWER RATING ⁽¹⁾ | | | APPROX. NET WT. LBS/M ⁽²⁾ |
|----------------|--------------|----------|-----------------------|-----------------------------|------|-------|--------------------------------------|
| | | | | VOLTS | AMPS | WATTS | |
| 23804 | 4 | 18 | 500 | 30 | 5.6 | 168 | 18 |
| 23805 | 5 | 18 | 500 | 30 | 5.6 | 168 | 22 |
| 23807 | 7 | 18 | 500 | 30 | 4.9 | 147 | 31 |
| 23810 | 10 | 18 | 500 | 30 | 3.5 | 105 | 44 |

⁽¹⁾ Amps and watts are offered ONLY as a guide to the end user.

⁽²⁾ Actual shipping weight may vary.

Product Construction:

Conductor:

- 18 AWG fully annealed solid bare copper per ASTM B3

Insulation:

- Premium-grade, color-coded PVC
- Premium-grade PE jacket, black
- Nylon rip cord to facilitate jacket removal
- Temperature range: -20°C to +60°C
- Color code: See chart below

Jacket Marking:

- CAROL (SIZE) 30 V SPRINKLER SYSTEMS WIRE
- DIRECT BURIAL E54567 (UL)

Applications:

- Low-voltage golf course satellite sprinkler control
- Residential sprinkler solenoid control

Industry Approvals:

- UL Listed under a UL Miscellaneous Wire file
- UL Listed for outdoors applications
- UL Listed for direct burial applications
- RoHS Compliant

Packaging:

- 500' reels
- Other put-ups available on special order

COLOR CODE CHART

| | | | | | | | |
|---|-------|---|--------|---|-------|----|--------|
| 1 | Black | 4 | Green | 7 | Blue | 10 | Purple |
| 2 | White | 5 | Orange | 8 | Brown | | |
| 3 | Red | 6 | Yellow | 9 | Gray | | |

Outdoor Extension Cords 6



General Cable, under the Carol® Brand name, offers a complete line of high-quality Outdoor Extension Cords designed to provide the best electrical performance for your application.

Carol’s FrogHide® Ultra Flex® extension cords are the most flexible, durable rubber outdoor cords on the market with a name you won’t forget. FrogHide cords are molecularly bonded to the caps and connectors, with heavy-duty strain reliefs built in for lasting strength, even in rough applications. Plus, they are resistant to water, oil, ozone and chemicals. FrogHide cords feature an exclusive personal identification system, so you can claim them as your own. They are easy to spot on the job, thanks to the bold, bright green color. FrogHide extension cords come with a limited lifetime warranty.

Lifetime Plus® Super Flex® extension cords have a connector end that lights up to indicate the power is on. Twice as flexible as other extension cords, the high-visibility yellow cord resists moisture and will not crack in arctic cold or melt in desert heat. The super-tough jacket provides extra resistance to cracking and abrasion. Lifetime Plus extension cords remain flexible to -50°C.

The Carol line of All Weather extension cords and High Visibility All Weather extension cords are designed for excellent performance, even in freezing temperatures. These blue outdoor cords remain flexible to -50°C.

Safety Orange® general-purpose outdoor extension cords and Powr-Centers® are basic necessities for every household tool box. The familiar orange jacket provides excellent visibility for improved safety on the job.

| Index | Page |
|--|------|
| FrogHide® Ultra Flex® Extension Cords | 57 |
| Lifetime Plus® Super Flex® Lighted Extension Cords | 58 |
| Safety Orange® Extension Cords | 59 |
| Outdoor Powr-Center® Extension Cords | 60 |
| All Weather Extension Cords | 61 |
| High Visibility All Weather Extension Cords | 61 |

FrogHide® Ultra Flex® Extension Cords

3-Conductor Grounded • Type SJOW • -40°C to 90°C • 300 Volts



| CATALOG NUMBER | NO. OF COND. | AWG SIZE | LENGTH OF CORD (FT) | COLOR OF JACKET | POWER RATING | | | PKG. PER CTN. | WT./ UNIT LBS | WT./ CTN. LBS | UPC CODE |
|----------------|--------------|----------|---------------------|-----------------|--------------|------|-------|---------------|---------------|---------------|--------------|
| | | | | | VOLTS | AMPS | WATTS | | | | |
| 06425.63.06 | 3 | 14 | 25 | Green | 125 | 15 | 1875 | 10 | 3.0 | 30 | 079407064250 |
| 06450.63.06 | 3 | 14 | 50 | Green | 125 | 15 | 1875 | 6 | 6.0 | 36 | 079407064502 |
| 06400.63.06 | 3 | 14 | 100 | Green | 125 | 13 | 1625 | 4 | 11.4 | 46 | 079407064007 |
| 06225.61.06 | 3 | 12 | 25 | Green | 125 | 15 | 1875 | 6 | 4.3 | 26 | 079407062256 |
| 06250.61.06 | 3 | 12 | 50 | Green | 125 | 15 | 1875 | 4 | 7.9 | 32 | 079407062508 |
| 06200.61.06 | 3 | 12 | 100 | Green | 125 | 15 | 1875 | 2 | 15.9 | 32 | 079407062003 |

Product Description:

Carol® Brand FrogHide® Ultra Flex® extension cords are the most flexible, durable rubber outdoor cords on the market with a name you won't forget. FrogHide cords are bonded to the caps and connectors with heavy-duty strain reliefs built in for lasting strength, even in rough applications. Plus, they are resistant to water, oil, ozone and chemicals. FrogHide cords feature an exclusive personal identification system, so you can claim them as your own. They are easy to spot on the job, thanks to the bold, bright green color. FrogHide extension cords come with a limited lifetime warranty.

Product Warranty:

Carol® Brand FrogHide® Ultra Flex® Limited Lifetime Warranty

This product is covered by a limited lifetime warranty against manufacturing defects. If you are not satisfied with this cord, return it with the original packaging to General Cable, 4 Tesseneer Drive, Highland Heights, KY 41076 for evaluation. This warranty does not cover damage to the cord from long-term use, abuse or from failure to follow electrical codes, laws and regulations relating to building or construction, including Article 590 of the National Electrical Code®. This warranty gives you specific legal rights, and you may also have other rights that vary from state to state.

Product Construction:

Conductor:

- 14 AWG or 12 AWG stranded bare copper

Insulation:

- Premium-grade, color-coded 90°C EPDM

Jacket:

- CPE; green
- Temperature range: -40°C to 90°C
- Voltage rating: 300 volts

NEMA Configuration:

- 5-15P/5-15R

Applications:

- Chain saws
- Wet/dry vacs
- Orbital sanders
- Other outdoor equipment

Features:

- New technology molecularly bonds cap and connector
- Ultra-flexible
- Heavy-duty strain relief
- Personal identification system
- Resistant to water, oil, ozone and chemicals
- Limited lifetime warranty
- 3-conductor grounded

Industry Approvals:

- UL Listed
- OSHA Acceptable

Lifetime Plus® Super Flex® Lighted Extension Cords

3-Conductor Grounded • Type SJTW • -50°C to 60°C • 300 Volts

| CATALOG NUMBER | NO. OF COND. | AWG SIZE | LENGTH OF CORD (FT) | COLOR OF JACKET | TYPE | POWER RATING | | | PKG. PER CTN. | WT./ UNIT LBS | WT./ CTN. LBS | UPC CODE |
|----------------|--------------|----------|---------------------|-----------------|------|--------------|------|-------|---------------|---------------|---------------|--------------|
| | | | | | | VOLTS | AMPS | WATTS | | | | |
| 03387.63.05 | 3 | 16 | 25 | Yellow | SJTW | 125 | 13 | 1625 | 12 | 1.7 | 20 | 079407033874 |
| 03390.63.05 | 3 | 14 | 25 | Yellow | SJTW | 125 | 15 | 1875 | 12 | 2.5 | 30 | 079407033904 |
| 03391.63.05 | 3 | 14 | 50 | Yellow | SJTW | 125 | 15 | 1875 | 6 | 4.7 | 28 | 079407033911 |
| 03392.63.05 | 3 | 14 | 100 | Yellow | SJTW | 125 | 13 | 1625 | 4 | 9.2 | 37 | 079407033928 |
| 03397.61.05 | 3 | 12 | 25 | Yellow | SJTW | 125 | 15 | 1875 | 6 | 3.7 | 22 | 079407033973 |
| 03398.61.05 | 3 | 12 | 50 | Yellow | SJTW | 125 | 15 | 1875 | 4 | 7.0 | 28 | 079407033980 |
| 03399.61.05 | 3 | 12 | 100 | Yellow | SJTW | 125 | 15 | 1875 | 2 | 13.1 | 26 | 079407033997 |
| 03350.63.05 | 3 | 12 | 2 | Yellow | SJTW | 125 | 15 | 1875 | 6 | 1.0 | 6 | 079407033508 |
| 03351.61.05 | 3 | 12 | 25 | Yellow | SJTW | 125 | 15 | 1875 | 6 | 4.2 | 25 | 079407416592 |
| 03352.61.05 | 3 | 12 | 50 | Yellow | SJTW | 125 | 15 | 1875 | 4 | 7.5 | 30 | 079407416608 |
| 03353.61.05 | 3 | 12 | 100 | Yellow | SJTW | 125 | 15 | 1875 | 2 | 13.6 | 27 | 079407416615 |



Product Description:

Lifetime Plus® Super Flex® extension cords have a connector end that lights up to indicate the power is on. Twice as flexible as other extension cords, the high-visibility yellow cord resists moisture and will not crack in arctic cold or melt in desert heat. The super-tough jacket provides extra resistance to cracking and abrasion. The Lifetime Plus extension cords have a limited lifetime warranty and remain flexible to -40°C.

Product Construction:

Conductor:

- 16 AWG, 14 AWG or 12 AWG stranded bare copper per ASTM B174

Insulation:

- Premium-grade, color-coded PVC

Jacket:

- PVC; yellow
- Temperature range: -40°C to 60°C
- Voltage rating: 300 volts

NEMA Configuration:

- 5-15P/5-15R

Applications:

- Chain saws
- Wet/dry vacs
- Orbital sanders
- Other outdoor equipment

Features:

- Lights up with power
- Super-flexible
- Weather- and water-resistant
- Limited lifetime warranty
- 3-conductor grounded

Industry Approvals:

- UL Listed
- OSHA Acceptable

CAROL BRAND



OSHA Acceptable
Occupational Safety and Health
Administration

General Cable

Safety Orange® Extension Cords

3-Conductor Grounded • Type SJTW • -40°C to 60°C • 300 Volts



| CATALOG NUMBER | NO. OF COND. | AWG SIZE | LENGTH OF CORD (FT) | COLOR OF JACKET | POWER RATING | | | PKG. PER CTN. | WT./UNIT LBS | WT./CTN. LBS | UPC CODE |
|----------------|--------------|----------|---------------------|-----------------|--------------|------|-------|---------------|--------------|--------------|--------------|
| | | | | | VOLTS | AMPS | WATTS | | | | |
| 03318.63.04 | 3 | 16 | 10 | Orange | 125 | 13 | 1625 | 24 | 0.8 | 19 | 079407033188 |
| 03327.63.04 | 3 | 16 | 25 | Orange | 125 | 13 | 1625 | 24 | 1.8 | 43 | 079407033270 |
| 03354.63.04 | 3 | 16 | 50 | Orange | 125 | 13 | 1625 | 12 | 3.4 | 40 | 079407033546 |
| 03302.63.04 | 3 | 16 | 100 | Orange | 125 | 10 | 1250 | 4 | 6.6 | 26 | 079407033027 |
| 03328.63.04 | 3 | 14 | 25 | Orange | 125 | 15 | 1875 | 6 | 2.4 | 14 | 079407033287 |
| 03356.63.04 | 3 | 14 | 50 | Orange | 125 | 15 | 1875 | 4 | 4.6 | 18 | 079407033560 |
| 03304.63.04 | 3 | 14 | 100 | Orange | 125 | 13 | 1625 | 2 | 9.0 | 18 | 079407033041 |
| 06826.63.04 | 3 | 12 | 25 | Orange | 125 | 15 | 1875 | 4 | 3.4 | 14 | 079407068265 |
| 06853.63.04 | 3 | 12 | 50 | Orange | 125 | 15 | 1875 | 2 | 6.6 | 13 | 079407068531 |
| 06801.63.04 | 3 | 12 | 100 | Orange | 125 | 15 | 1875 | 2 | 13.0 | 26 | 079407068012 |

Product Construction:

Conductor:

- 16 AWG through 12 AWG stranded bare copper per ASTM B174

Insulation:

- Premium-grade, color-coded PVC

Jacket:

- PVC; orange
- Temperature range: -40°C to 60°C
- Voltage rating: 300 volts

NEMA Configuration:

- 5-15P/5-15R

Applications:

- General use indoor/outdoor cord
- Vacuum cleaners
- Floor polishers
- Sanders
- Other power equipment

Features:

- Indoor/outdoor use
- 3-conductor grounded

Industry Approvals:

- UL Listed
- OSHA Acceptable

Outdoor Powr-Center® Extension Cords

3-Conductor Grounded • Types STW, SJEOOW and SJTW • -40°C to 60°C • 300 and 600 Volts

| CATALOG NUMBER | NO. OF COND. | AWG SIZE | LENGTH OF CORD (FT) | COLOR OF JACKET | POWER RATING | | | PKG. PER CTN. | WT./UNIT LBS | WT./CTN. LBS | UPC CODE |
|---|--------------|----------|---------------------|-----------------|--------------|------|-------|---------------|--------------|--------------|--------------|
| | | | | | VOLTS | AMPS | WATTS | | | | |
| STW-600 V | | | | | | | | | | | |
| 00594.63.04 | 3 | 12 | 2 | Orange | 125 | 15 | 1875 | 6 | 1.0 | 6 | 079407005949 |
| 00596.61.04 | 3 | 12 | 50 | Orange | 125 | 15 | 1875 | 2 | 11.1 | 22 | 079407005963 |
| 00597.61.04 | 3 | 12 | 100 | Orange | 125 | 15 | 1875 | 2 | 21.7 | 43 | 079407005970 |
| SJTW-300 V | | | | | | | | | | | |
| 00690.63.04 | 3 | 14 | 10 | Orange | 125 | 15 | 1875 | 12 | 1.2 | 15 | 079407006908 |
| 00691.63.04 | 3 | 14 | 25 | Orange | 125 | 15 | 1875 | 6 | 2.6 | 16 | 079407006915 |
| 00692.63.04 | 3 | 14 | 50 | Orange | 125 | 15 | 1875 | 4 | 4.7 | 19 | 079407006922 |
| 00694.63.04 | 3 | 12 | 10 | Orange | 125 | 15 | 1875 | 12 | 1.8 | 22 | 079407006946 |
| 00696.63.04 | 3 | 12 | 50 | Orange | 125 | 15 | 1875 | 2 | 7.0 | 14 | 079407006960 |
| 00697.63.04 | 3 | 12 | 100 | Orange | 125 | 15 | 1875 | 2 | 13.4 | 27 | 079407006977 |
| ALL WEATHER HIGH VISIBILITY SJEOOW-300 V | | | | | | | | | | | |
| 00790.63.07 | 3 | 14 | 10 | Blue | 125 | 15 | 1875 | 12 | 1.3 | 16 | 079407007905 |
| 00791.63.07 | 3 | 14 | 25 | Blue | 125 | 15 | 1875 | 6 | 2.7 | 16 | 079407007912 |
| 00792.63.07 | 3 | 14 | 50 | Blue | 125 | 15 | 1875 | 4 | 4.8 | 19 | 079407007929 |
| 00793.63.07 | 3 | 14 | 100 | Blue | 125 | 13 | 1625 | 2 | 9.0 | 18 | 079407007936 |
| 00787.63.05 | 3 | 12 | 50 | Yellow | 125 | 15 | 1875 | 2 | 6.5 | 13 | 079407007875 |
| 00788.63.05 | 3 | 12 | 100 | Yellow | 125 | 15 | 1875 | 2 | 13.0 | 26 | 079407007882 |



Product Construction:

Conductor:

- 14 AWG or 12 AWG stranded bare copper per ASTM B174

Insulation:

- Premium-grade, color-coded PVC

Jacket:

- PVC; orange, TPE; blue or yellow
- Temperature range: -40°C to 60°C
- Voltage rating: 300 and 600 volts

NEMA Configuration:

- 5-15P/5-15R

Applications:

- General use indoor/outdoor cord
- Chain saws
- Wet/dry vacs
- Orbital sanders
- Other power equipment

Features:

- Indoor/outdoor use
- 3 grounded outlets

Industry Approvals:

- UL Listed
- OSHA Acceptable



OSHA Acceptable
Occupational Safety and Health
Administration



All Weather Extension Cords

3-Conductor Grounded • Type SJEOOW • -50°C to 105°C • 300 Volts



| CATALOG NUMBER | NO. OF COND. | AWG SIZE | LENGTH OF CORD (FT) | COLOR OF JACKET | POWER RATING | | | PKG. PER CTN. | WT./UNIT LBS | WT./CTN. LBS | UPC CODE |
|----------------|--------------|----------|---------------------|-----------------|--------------|------|-------|---------------|--------------|--------------|--------------|
| | | | | | VOLTS | AMPS | WATTS | | | | |
| 03654.63.07 | 3 | 16 | 25 | Blue | 125 | 13 | 1625 | 4 | 1.8 | 7 | 079407036547 |
| 03655.63.07 | 3 | 16 | 50 | Blue | 125 | 13 | 1625 | 4 | 3.2 | 13 | 079407036554 |
| 03660.63.07 | 3 | 14 | 25 | Blue | 125 | 15 | 1875 | 4 | 2.2 | 9 | 079407036608 |
| 03661.63.07 | 3 | 14 | 50 | Blue | 125 | 15 | 1875 | 4 | 4.3 | 17 | 079407036615 |
| 03662.63.07 | 3 | 14 | 100 | Blue | 125 | 13 | 1625 | 2 | 8.0 | 16 | 079407036622 |
| 03667.63.07 | 3 | 12 | 50 | Blue | 125 | 15 | 1875 | 2 | 6.5 | 13 | 079407036677 |
| 03668.63.07 | 3 | 12 | 100 | Blue | 125 | 15 | 1875 | 2 | 12.5 | 25 | 079407036684 |

Product Description:

The Carol® line of All Weather Extension Cords are designed for excellent performance, even in freezing temperatures. The blue outdoor cords remain flexible and resist cracking to -50°C.

Product Construction:

Conductor:

- 16 AWG through 12 AWG stranded bare copper per ASTM B174

Insulation:

- Premium-grade, color-coded PVC

Jacket:

- TPE; blue
- Temperature range: -50°C to 105°C
- Voltage rating: 300 volts

NEMA Configuration:

- 5-15P/5-15R

Applications:

- Snow blowers
- Engine heaters
- Battery chargers
- Other outdoor equipment

Features:

- Flexible from -50°C to 105°C
- For harsh weather conditions
- 3-conductor grounded

Industry Approvals:

- UL Listed
- OSHA Acceptable

High Visibility All Weather Extension Cords

3-Conductor Grounded • Type SJEOOW • -50°C to 105°C • 300 Volts



| CATALOG NUMBER | NO. OF COND. | AWG SIZE | LENGTH OF CORD (FT) | COLOR OF JACKET | POWER RATING | | | PKG. PER CTN. | WT./UNIT LBS | WT./CTN. LBS | UPC CODE |
|----------------|--------------|----------|---------------------|-----------------|--------------|------|-------|---------------|--------------|--------------|--------------|
| | | | | | VOLTS | AMPS | WATTS | | | | |
| 03685.61.05 | 3 | 10 | 50 | Yellow | 125 | 15 | 1875 | 2 | 12.5 | 25 | 079407036851 |
| 03686.61.05 | 3 | 10 | 100 | Yellow | 125 | 15 | 1875 | 2 | 24.5 | 49 | 079407036868 |

Product Construction:

Conductor:

- 10 AWG stranded bare copper per ASTM B174

Insulation:

- Premium-grade, color-coded premium PVC

Jacket:

- TPE; yellow
- Temperature range: -50°C to 105°C
- Voltage rating: 300 volts

NEMA Configuration:

- 5-15P/5-15R

Applications:

- Heavy construction equipment
- Air compressors
- Circular saws
- Generators

Industry Approvals:

- UL Listed
- OSHA Acceptable

Application-Specific Extension Cords



General Cable offers a complete line of Power Supply Replacement Cords for use with power tools and household appliances. The three-conductor cords have either right angle or straight caps with a variety of plug configurations. The free ends are conveniently slit for ease of connection.

Carol® Brand Range Cords and Dryer Cords are available in three-wire and four-wire constructions, with an assortment of plug configurations. They are designed to accommodate virtually any household oven/ range or clothes dryer.

Carol offers a wide assortment of Major Appliance Extension Cords with a variety of plug and cap configurations for use with air conditioners, refrigerators, freezers, microwave ovens, dehumidifiers and other large household appliances.

| Index | Page |
|--|-----------|
| Pro Flex® Rubber Extension Cords | 63 |
| Coiled Power Tool Extension Cords and Power Supply Cords | 63 |
| Power Supply Replacement Cords | 63-64, 66 |
| Range Cords | 65 |
| Dryer Cords | 65 |
| Air Conditioner Replacement Cords | 65 |
| Major Appliance Cords | 66 |

Pro Flex® Rubber Extension Cords

3-Conductor Grounded • Type SJ • 60°C • 300 Volts



| CATALOG NUMBER | NO. OF COND. | AWG SIZE | LENGTH OF CORD (FT) | COLOR OF JACKET | POWER RATING | | | NEMA CONFIG. | PKG. PER CTN. | WT./UNIT LBS | WT./CTN. LBS | UPC CODE |
|----------------|--------------|----------|---------------------|-----------------|--------------|------|-------|--------------|---------------|--------------|--------------|--------------|
| | | | | | VOLTS | AMPS | WATTS | | | | | |
| 06610.63.01 | 3 | 16 | 10 | Black | 125 | 13 | 1625 | 5-15P/5-15R | 24 | 0.7 | 17 | 079407066100 |
| 06625.63.01 | 3 | 16 | 25 | Black | 125 | 13 | 1625 | 5-15P/5-15R | 24 | 1.7 | 40 | 079407066254 |
| 06911.63.01 | 3 | 14 | 25 | Black | 125 | 15 | 1875 | 5-15P/5-15R | 6 | 2.3 | 14 | 079407069118 |

Product Construction:

Conductor:

- 16 AWG through 14 AWG stranded bare copper per ASTM B174

Insulation:

- Premium-grade, color-coded EPDM

Jacket:

- CPE; black
- Temperature: 60°C
- Voltage rating: 300 volts

Applications:

- Floor polishers
- Sanders

Features:

- General use indoor cord
- 3-conductor grounded

Industry Approvals:

- UL Listed
- OSHA Acceptable for indoor use

Coiled Power Tool Extension Cords and Power Supply Cords

2 and 3 Conductor • Type SJT • 60°C • 300 Volts



| CATALOG NUMBER | NO. OF COND. | AWG SIZE | LENGTH OF CORD (FT) | COLOR OF JACKET | POWER RATING | | | NEMA CONFIG. | PKG. PER CTN. | WT./UNIT LBS | WT./CTN. LBS | UPC CODE |
|----------------|--------------|----------|---------------------|-----------------|--------------|------|-------|--------------|---------------|--------------|--------------|--------------|
| | | | | | VOLTS | AMPS | WATTS | | | | | |
| 06014.60.04 | 3 | 16 | 10 | Orange | 125 | 13 | 1625 | 5-15P/5-15R | 10 | 1.1 | 11 | 079407060146 |
| 02551.70.01 | 3 | 16 | 12 | Black | 125 | 15 | 1875 | 5-15P | 10 | 1.1 | 11 | 079407025510 |

Product Construction:

Conductor:

- 16 AWG stranded bare copper per ASTM B174

Insulation:

- Premium-grade, color-coded PVC

Jacket:

- PVC; orange or black
- Voltage rating: 300 volts

Applications:

- Workshop and tool bench use

Features:

- Coiled cord expands from 3' to 10' or 12'
- Right-angle plug helps prevent the cord from being pulled from the socket

Features (cont'd.):

- 06014.60.04 and 02551.70.01 are 3-conductor grounded

Industry Approvals:

- UL Listed
- OSHA Acceptable

Power Supply Replacement Cords with Switch

3-Conductor Grounded • Type SJ • 60°C • 300 Volts

| CATALOG NUMBER | NO. OF COND. | AWG SIZE | LENGTH OF CORD (FT) | COLOR OF JACKET | POWER RATING | | | NEMA CONFIG. | SWITCH SPEED | PKG. PER CTN. | WT./UNIT LBS | WT./CTN. LBS | UPC CODE |
|----------------|--------------|----------|---------------------|-----------------|--------------|------|-------|--------------|-----------------------|---------------|--------------|--------------|--------------|
| | | | | | VOLTS | AMPS | WATTS | | | | | | |
| 02332.70.01 | 3 | 16 | 10 | Black | 125 | 10 | 1250 | 5-15P | 1 Speed (On/Off) | 25 | 0.9 | 22 | 079407023325 |
| 02333.70.01 | 4 | 16 | 10 | Black | 125 | 10 | 1250 | 5-15P | 2 Speed (On/High/Low) | 25 | 0.9 | 22 | 079407023332 |



Product Construction:

Conductor:

- 16 AWG stranded bare copper per ASTM B174

Insulation:

- Premium-grade, color-coded EPDM

Jacket:

- CPE; black

Applications:

- For replacement use
- For fan replacements

Features:

- Switch
- Straight plug
- Conductor stripped 5/8"
- Jacket removed 2"

Industry Approvals:

- UL Listed
- CSA

Power Supply Replacement Cords

3-Conductor Grounded • Types SJ, SJOW and SJOOW • 60°C • 300 Volts

| CATALOG NUMBER | CORD TYPE | NO. OF COND. | AWG SIZE | LENGTH OF CORD (FT) | COLOR OF JACKET | POWER RATING | | | NEMA CONFIG. | PLUG CONFIG. | PKG. PER CTN. | WT./UNIT LBS | WT./CTN. LBS | UPC CODE |
|----------------|-----------|--------------|----------|---------------------|-----------------|--------------|------|-------|--------------|--------------|---------------|--------------|--------------|--------------|
| | | | | | | VOLTS | AMPS | WATTS | | | | | | |
| 02685.70.01 | SJOOW | 3 | 18 | 8 | Black | 125 | 10 | 1250 | 5-15P | Straight | 25 | 0.6 | 14 | 079407026852 |
| 02686.70.01 | SJOW | 3 | 16 | 8 | Black | 125 | 13 | 1625 | 5-15P | Straight | 35 | 0.7 | 24 | 079407026869 |
| 04932.70.01 | SJ | 3 | 16 | 12 | Black | 125 | 13 | 1625 | 5-15P | Straight | 50 | 0.8 | 40 | 079407049325 |
| 04929.70.01 | SJ | 3 | 16 | 9 | Black | 125 | 13 | 1625 | 5-15P | Straight | 50 | 0.6 | 30 | 079407049295 |
| 04926.70.01 | SJ | 3 | 16 | 6 | Black | 125 | 13 | 1625 | 5-15P | Straight | 50 | 0.6 | 28 | 079407049264 |



Product Construction:

Conductor:

- 18 AWG or 16 AWG stranded bare copper per ASTM B174

Insulation:

- Premium-grade, color-coded EPDM

Jacket:

- CPE; black

Applications:

- For replacement use

Features:

- For replacement use
- Straight plug

Industry Approvals:

- UL Listed
- CSA

Power Supply Replacement Cords

2 and 3 Conductor • Types SJT and ST • 60°C • 300 Volts and 600 Volts

| CATALOG NUMBER | CORD TYPE | NO. OF COND. | AWG SIZE | LENGTH OF CORD (FT) | COLOR OF JACKET | POWER RATING | | | NEMA CONFIG. | PLUG CONFIG. | PKG. PER CTN. | WT./UNIT LBS | WT./CTN. LBS | UPC CODE |
|-----------------|-----------|--------------|----------|---------------------|-----------------|--------------|------|-------|--------------|--------------|---------------|--------------|--------------|--------------|
| | | | | | | VOLTS | AMPS | WATTS | | | | | | |
| 300 Volt | | | | | | | | | | | | | | |
| 02523.73.01 | SJT | 3 | 18 | 3 | Black | 125 | 10 | 1250 | 5-15P | Straight | 50 | 0.2 | 12 | 079407025237 |
| 01364.70.01 | SJT | 3 | 18 | 8'2" | Black | 125 | 10 | 1250 | 5-15P | Straight | 50 | 0.5 | 25 | 079407213641 |
| 02052.70.01 | SJT | 3 | 18 | 12 | Black | 125 | 10 | 1250 | 5-15P | Straight | 50 | 0.7 | 36 | 079407020522 |
| 02524.73.01 | SJT | 3 | 16 | 3 | Black | 125 | 13 | 1625 | 5-15P | Straight | 50 | 0.3 | 14 | 079407025244 |
| 02547.70.01 | SJT | 3 | 16 | 6 | Black | 125 | 13 | 1625 | 5-15P | Straight | 25 | 0.5 | 13 | 079407018444 |
| 01513.70.01 | SJT | 3 | 16 | 8'2" | Black | 125 | 13 | 1625 | 5-15P | Straight | 45 | 0.7 | 32 | 079407315130 |
| 04949.60.10 | SJT | 3 | 16 | 9 | Gray | 125 | 13 | 1625 | 5-15P | Straight | 50 | 0.7 | 35 | 079407049493 |
| 01614.70.01 | SJT | 3 | 16 | 12 | Black | 125 | 13 | 1625 | 5-15P | Straight | 50 | 0.9 | 44 | 079407016143 |
| 01278.70.01 | SJT | 2 | 16 | 8 | Black | 125 | 13 | 1625 | 1-15P | Straight | 30 | 0.5 | 14 | 079407012787 |
| 01950.70.01 | SJT | 3 | 14 | 8 | Black | 125 | 15 | 1875 | 5-15P | Straight | 50 | 0.8 | 41 | 079407019502 |



600 Volt

| | | | | | | | | | | | | | | |
|-------------|----|---|----|---|-------|-----|----|------|-------|----------|----|-----|----|--------------|
| 01951.70.01 | ST | 3 | 12 | 8 | Black | 125 | 15 | 1875 | 5-15P | Straight | 25 | 1.8 | 45 | 079407719518 |
|-------------|----|---|----|---|-------|-----|----|------|-------|----------|----|-----|----|--------------|

| With Switch | CORD TYPE | NO. OF COND. | AWG SIZE | LENGTH OF CORD (FT) | COLOR OF JACKET | POWER RATING | | | NEMA CONFIG. | PLUG CONFIG. | SWITCH SPEED | PKG. PER CTN. | WT./UNIT LBS | WT./CTN. LBS | UPC CODE |
|-------------|-----------|--------------|----------|---------------------|-----------------|--------------|------|-------|--------------|--------------|------------------|---------------|--------------|--------------|--------------|
| | | | | | | VOLTS | AMPS | WATTS | | | | | | | |
| 01732.70.01 | SJT | 3 | 18 | 8 | Black | 125 | 10 | 1250 | 5-15P | Straight | 1 Speed (On/Off) | 25 | 0.7 | 18 | 079407017324 |
| 02053.70.01 | SJT | 3 | 18 | 12 | Black | 125 | 10 | 1250 | 5-15P | Straight | 1 Speed (On/Off) | 15 | 0.8 | 12 | 079407020539 |

| With Strain Relief | CORD TYPE | NO. OF COND. | AWG SIZE | LENGTH OF CORD (FT) | COLOR OF JACKET | POWER RATING | | | NEMA CONFIG. | PLUG CONFIG. | STRAIN RELIEF | PKG. PER CTN. | WT./UNIT LBS | WT./CTN. LBS | UPC CODE |
|--------------------|-----------|--------------|----------|---------------------|-----------------|--------------|------|-------|--------------|--------------|------------------|---------------|--------------|--------------|--------------|
| | | | | | | VOLTS | AMPS | WATTS | | | | | | | |
| 02548.70.01 | SJT | 3 | 16 | 6 | Black | 125 | 13 | 1625 | 5-15P | Straight | 7" From Free End | 25 | 0.5 | 13 | 079407025480 |

| With Receptacle Only | CORD TYPE | NO. OF COND. | AWG SIZE | LENGTH OF CORD (FT) | COLOR OF JACKET | POWER RATING | | | NEMA CONFIG. | RECEPTACLE CONFIG. | PKG. PER CTN. | WT./UNIT LBS | WT./CTN. LBS | UPC CODE |
|----------------------|-----------|--------------|----------|---------------------|-----------------|--------------|------|-------|--------------|--------------------|---------------|--------------|--------------|--------------|
| | | | | | | VOLTS | AMPS | WATTS | | | | | | |
| 04530.73.01 | SJT | 3 | 16 | 3 | Black | 125 | 13 | 1625 | 5-15R | Straight | 50 | 0.2 | 9 | 079407045303 |

Product Construction:

Conductor:

- 18 AWG through 12 AWG stranded bare copper per ASTM B174

Insulation:

- Premium-grade, color-coded PVC

Jacket:

- PVC; black or gray

Applications:

- For replacement use

Features:

- Straight plug
- Conductor stripped 5/8"
- Jacket removed 1 1/2"

Industry Approvals:

- UL Listed
- CSA



Range Cords

Type SRDT • 50 Amps • 60°C • 300 Volts



| CATALOG NUMBER | NO. OF COND. | AWG SIZE | LENGTH OF CORD (FT) | COLOR OF JACKET | POWER RATING | | | NEMA CONFIG. | PKG. PER CTN. | WT./UNIT LBS | WT./CTN. LBS | UPC CODE |
|----------------|--------------|-----------|---------------------|-----------------|--------------|------|-------|--------------|---------------|--------------|--------------|--------------|
| | | | | | VOLTS | AMPS | WATTS | | | | | |
| 05604.63.10 | 3 | 2#6 & 1#8 | 4 | Gray | 250 | 50 | 12500 | 10-50P | 12 | 1.8 | 22 | 079407056040 |
| 05606.63.10 | 3 | 2#6 & 1#8 | 6 | Gray | 250 | 50 | 12500 | 10-50P | 12 | 2.6 | 31 | 079407056064 |
| 00604.63.01 | 4 | 2#6 & 2#8 | 4 | Black | 250 | 50 | 12500 | 14-50P | 12 | 2.2 | 27 | 079407006045 |
| 00606.63.01 | 4 | 2#6 & 2#8 | 6 | Black | 250 | 50 | 12500 | 14-50P | 6 | 3.2 | 19 | 079407006069 |

Product Construction:

Conductor:

- 8 AWG through 6 AWG stranded bare copper per ASTM B174

Insulation:

- Premium-grade PVC; black or gray

Applications:

- Ranges in homes built prior to 1997 (3-conductor)
- Ranges in homes built after 1997 (4-conductor)

Features:

- Right-angle cap
- Eyelet ends for safer hookups
- Strain-relief clamp protects cord from damage caused by pulling or stretching

Industry Approvals:

- UL Listed

Dryer Cords

Type SRDT • 30 Amps • 60°C • 300 Volts



| CATALOG NUMBER | NO. OF COND. | AWG SIZE | LENGTH OF CORD (FT) | COLOR OF JACKET | POWER RATING | | | NEMA CONFIG. | PKG. PER CTN. | WT./UNIT LBS | WT./CTN. LBS | UPC CODE |
|----------------|--------------|----------|---------------------|-----------------|--------------|------|-------|--------------|---------------|--------------|--------------|--------------|
| | | | | | VOLTS | AMPS | WATTS | | | | | |
| 05654.63.10 | 3 | 3#10 | 4 | Gray | 250 | 30 | 7500 | 10-30P | 12 | 1.2 | 14 | 079407056545 |
| 05656.63.10 | 3 | 3#10 | 6 | Gray | 250 | 30 | 7500 | 10-30P | 12 | 1.5 | 18 | 079407056569 |
| 01004.63.01 | 4 | 4#10 | 4 | Black | 250 | 30 | 7500 | 14-30P | 12 | 1.5 | 18 | 079407010042 |
| 01006.63.01 | 4 | 4#10 | 6 | Black | 250 | 30 | 7500 | 14-30P | 6 | 2.1 | 12 | 079407010066 |

Product Construction:

Conductor:

- 10 AWG stranded bare copper per ASTM B174

Insulation:

- Premium-grade, color-coded PVC

Jacket:

- PVC; black or gray

Applications:

- Dryers in homes built prior to 1997 (3-conductor)
- Dryers in homes built after 1997 (4-conductor)

Features:

- Right-angle cap
- Eyelet ends for safer hookups

Features (cont'd):

- Strain-relief clamp protects cord from damage caused by pulling or stretching

Industry Approvals:

- UL Listed
- Meets revised 1997 NEC requirements

Air Conditioner Replacement Cords

3-Conductor Grounded • Type SPT-3 • 60°C • 300 Volts



| CATALOG NUMBER | NO. OF COND. | AWG SIZE | LENGTH OF CORD (FT) | COLOR OF JACKET | POWER RATING | | | PLUG CONFIG. | NEMA CONFIG. | PKG. PER CTN. | WT./UNIT LBS | WT./CTN. LBS | UPC CODE |
|----------------|--------------|----------|---------------------|-----------------|--------------|------|-------|--------------|--------------|---------------|--------------|--------------|--------------|
| | | | | | VOLTS | AMPS | WATTS | | | | | | |
| 04194.60.17 | 3 | 14 | 3 | Beige | 125 | 15 | 1875 | Straight | 5-15P | 24 | 0.3 | 8 | 079407041947 |
| 04195.60.17 | 3 | 14 | 6 | Beige | 125 | 15 | 1875 | Straight | 5-15P | 24 | 0.6 | 15 | 079407041657 |
| 04199.60.17 | 3 | 12 | 6 | Beige | 250 | 20 | 5000 | Right Angle | 6-20P | 24 | 0.9 | 22 | 079407041992 |

Product Construction:

Conductor:

- 12 AWG and 14 AWG stranded bare copper per ASTM B174

Insulation:

- Premium-grade, color-coded PVC

Jacket:

- PVC; beige

Applications:

- For replacement use with air conditioners

Features:

- Conductor stripped 5/8"
- Free end slit 1 1/2"

Industry Approvals:

- UL Listed

Major Appliance Cords

3-Conductor Grounded • Type SPT-3 • 15 and 20 Amps • 60°C • 300 Volts

| CATALOG NUMBER | NO. OF COND. | AWG SIZE | LENGTH OF CORD (FT) | COLOR OF JACKET | POWER RATING | | | NEMA CONFIG. | PKG. PER CTN. | WT./ UNIT LBS | WT./ CTN. LBS | UPC CODE |
|----------------|--------------|----------|---------------------|-----------------|--------------|------|-------|--------------|---------------|---------------|---------------|--------------|
| | | | | | VOLTS | AMPS | WATTS | | | | | |
| 00436.63.17 | 3 | 14 | 6 | Beige | 125 | 15 | 1875 | 5-15P/5-15R | 24 | 0.6 | 15 | 079407004362 |
| 00439.63.17 | 3 | 14 | 9 | Beige | 125 | 15 | 1875 | 5-15P/5-15R | 24 | 0.9 | 21 | 079407004393 |
| 00442.63.17 | 3 | 14 | 12 | Beige | 125 | 15 | 1875 | 5-15P/5-15R | 12 | 1.2 | 14 | 079407004423 |
| 00762.63.17 | 3 | 12 | 9 | Beige | 250 | 20 | 5000 | 6-20P/6-20R | 24 | 1.4 | 34 | 079407007622 |
| 00772.63.17 | 3 | 12 | 9 | Beige | 125 | 20 | 2500 | 5-20P/5-20R | 24 | 1.4 | 34 | 079407007721 |

Product Construction:

Conductor:

- 12 and 14 AWG stranded bare copper per ASTM B174

Insulation:

- Premium-grade PVC; beige

Applications:

- Air conditioners
- Refrigerators
- Freezers
- Microwaves
- Dehumidifiers

Features:

- Molded right-angle plug

Industry Approvals:

- UL Listed



Power Supply Replacement Cords

3-Conductor Grounded • Types SPT-1 and SPT-3 • 60°C • 300 Volts

| CATALOG NUMBER | CORD TYPE | NO. OF COND. | AWG SIZE | LENGTH OF CORD (FT) | COLOR OF JACKET | POWER RATING | | | NEMA CONFIG. | PLUG CONFIG. | PKG. PER CTN. | WT./ UNIT LBS | WT./ CTN. LBS | UPC CODE |
|----------------|-----------|--------------|----------|---------------------|-----------------|--------------|------|-------|--------------|--------------|---------------|---------------|---------------|--------------|
| | | | | | | VOLTS | AMPS | WATTS | | | | | | |
| 02050.70.10 | SPT-1 | 3 | 18 | 8 | Gray | 125 | 10 | 1250 | 5-15P | Straight | 50 | 0.4 | 21 | 079407020508 |
| 02522.73.01 | SPT-3 | 3 | 16 | 6 | Black | 125 | 13 | 1625 | 5-15P | Straight | 25 | 0.6 | 14 | 079407025220 |
| 04106.73.10 | SPT-3 | 3 | 16 | 6 | Gray | 125 | 13 | 1625 | 5-15P | Right Angle | 50 | 0.4 | 22 | 079407041060 |
| 04103.73.10 | SPT-3 | 3 | 16 | 3 | Gray | 125 | 13 | 1625 | 5-15P | Right Angle | 100 | 0.3 | 26 | 079407041039 |
| 04806.73.10 | SPT-3 | 3 | 16 | 6 | Gray | 125 | 13 | 1625 | 5-15P | Straight | 50 | 0.4 | 19 | 079407048069 |
| 04803.73.10 | SPT-3 | 3 | 16 | 3 | Gray | 125 | 13 | 1625 | 5-15P | Straight | 100 | 0.3 | 27 | 079407048038 |

Product Construction:

Conductor:

- 18 AWG and 16 AWG stranded bare copper per ASTM B174

Insulation:

- Premium-grade, color-coded PVC

Jacket:

- PVC; black, gray or beige

Applications:

- For replacement use

Features:

- Conductor stripped 5/8"
- Free end slit 1 1/2"

Industry Approvals:

- UL Listed



Plug-it® Extension Cord Accessories

8



The Plug-it® Fluorescent Light turns your extension cord into a light. The portable light has no permanent cord attached, providing easy storage when not in use. Ideal for contractors and do-it-yourselfers alike, the impact-resistant Plug-it® Fluorescent Light has a 13-watt bulb that runs cool to the touch when in operation. A cord-locking screw secures extension cords and resists disconnection when in use.

Also available in the Plug-it® series are adapters, Powr-Reels™ and the GFCI.

- The Plug-it® Powr-Center® Adapter features three outlets in a “T” configuration, adapting a single extension cord for more uses.

- The Plug-it® Ground Fault Circuit Interrupter (GFCI) and Surge Protector Plug connects to any standard extension cord. This handy pocket-size adapter detects power leaks and cuts off electricity in less than a second to prevent electric shock. It is designed for use anywhere ground fault protection is desired, including job sites, workshops, garages, kitchens, bathrooms or outdoor outlets, and features convenient test and reset buttons.

| Index | Page |
|---|------|
| Plug-it® Fluorescent Utility Light | 68 |
| Plug-it® Powr-Center® Adapter | 68 |
| Powr-Reel™ with 3 Outlets | 69 |
| Plug-it® Ground Fault Circuit Interrupter (GFCI) and Surge Protector Plug | 69 |

Plug-it® Fluorescent Utility Light

Cordless • Cool-Running • Impact-Resistant

| CATALOG NUMBER | MAXIMUM BULB SIZE (WATTS) | PKG. PER CTN. | WT./UNIT LBS | WT./CTN. LBS | UPC CODE |
|----------------|---------------------------|---------------|--------------|--------------|--------------|
| 07505.73.05 | 13 | 8 | 1.3 | 10 | 079407075058 |



Product Description:

The impact-resistant Plug-it® Fluorescent Light has a 13-watt bulb that runs cool to the touch when in operation. A cord-locking screw secures the extension cord and resists disconnection when in use.

Product Construction:

- Body:**
 - PVC; yellow
- Lens:**
 - Clear butyrate
- Bulb:**
 - PLS 13-watt fluorescent

Applications:

- Temporary lighting
- For general use only
- Not for use in hazardous locations

Features:

- Turns an extension cord into a light
- Connects to 3-conductor grounded extension cord
- Cool-running 13-watt fluorescent bulb
- Rubberized hood
- Impact-resistant body and lens
- Swivel hook
- Locking screw system assures secure cord connections

Industry Approvals:

- UL Listed

Plug-it® Powr-Center® Adapter

“T” Configuration—Adapt extension cords for different uses

Product Construction:

- Body:**
 - PVC; beige

Applications:

- Adapts a single extension cord for multiple uses

Features:

- 3 convenient outlets

| CATALOG NUMBER | VOLTS | AMPS | WATTS | PKG. PER CTN. | WT./UNIT LBS | WT./CTN. LBS | UPC CODE | COLOR |
|----------------|-------|------|-------|---------------|--------------|--------------|--------------|-------|
| 04781.96.17 | 125 | 15 | 1875 | 5 | 0.6 | 3 | 079407047819 | Beige |

Industry Approvals:

- UL Listed



OSHA Acceptable
Occupational Safety and Health
Administration



Power-Reel™ with 3 Outlets

3-Conductor Grounded • Type SJO • 90°C • 300 Volts



| CATALOG NUMBER | NO. OF COND. | AWG SIZE | LENGTH OF CORD (FT) | COLOR OF JACKET | POWER RATING | | | PKG. PER CTN. | WT./ UNIT LBS | WT./ CTN. LBS | UPC CODE |
|----------------|--------------|----------|---------------------|-----------------|--------------|------|-------|---------------|---------------|---------------|--------------|
| | | | | | VOLTS | AMPS | WATTS | | | | |
| 44623.61.05 | 3 | 16 | 25 | Yellow | 125 | 10 | 1250 | 4 | 2.7 | 11 | 079407446230 |

Product Construction:

- Conductor:**
- 16 AWG stranded bare copper per ASTM B174
- Insulation:**
- Premium-grade, color-coded 90°C EPDM
- Jacket:**
- CPE; yellow
 - Voltage rating: 300 volts

Applications:

- Shop tools

Features:

- Tangle-Proof® instant cord storage
- Sturdy metal reel case
- Rubber cord
- 3 grounded outlets
- Cord locks in place; pull on cord to engage retractable reel

Industry Approvals:

- UL Listed
- OSHA Acceptable

Plug-it® Ground Fault Circuit Interrupter (GFCI) and Surge Protector Plug



| CATALOG NUMBER | POWER RATING | | | PKG. PER CTN. | WT./ UNIT LBS | WT./ CTN. LBS | UPC CODE |
|----------------|--------------|------|-------|---------------|---------------|---------------|--------------|
| | VOLTS | AMPS | WATTS | | | | |
| D7524.13.05 | 125 | 15 | 1875 | 6 | 0.3 | 2 | 079407075249 |

Product Description:

The Plug-it® Ground Fault Circuit Interrupter and Surge Protector Plug detects power leaks and cuts off electricity in less than one second to prevent electric shock.

Product Construction:

- Body:**
- PVC; yellow

Applications:

- Use anywhere GFCI protection is desired: job sites, kitchens, bathrooms, garages and workshops

Features:

- Detects power leaks and cuts electricity off in less than a second to prevent electric shock
- Test and reset buttons
- Use with any standard extension cord
- Use indoor or outdoor
- Protects electrical circuitry from voltage fluctuations
- Maximum clamping voltage - 790 volts
- MOV - 80 joules

Industry Approvals:

- UL Listed
- OSHA Acceptable

Specialty Extension Cords and Lighting 9



| Index | Page |
|--|------|
| Shock Safe® Ground Fault Circuit Interrupter (GFCI) Powr-Center® | 71 |
| Household Powr-Centers® | 71 |
| Plastic Guard Utility Light | 72 |
| Metal Guard Utility Light | 72 |
| Brooder and Heat Lamp | 73 |
| Clamp Light | 73 |

Carol® Brand Specialty Extension Cord Products are uniquely designed for specific uses by contractors, do-it-yourselfers and homeowners alike.

The Shock Safe® 3-outlet Powr-Center® has a built-in ground fault circuit interrupter (GFCI) for detecting power leaks. Featuring weather-resistant test and reset buttons, the GFCI cuts off electricity to prevent electric shock.

Carol offers 3-outlet Powr-Centers® for use when multiple outlets are needed indoors. The three-conductor cords are designed specifically for household, office or workshop use.

Carol offers three-conductor standard Utility Lights with plastic or metal guards. Our Brooder Lamp and Clamp Lights are also available to meet your lighting needs.

Shock Safe® Ground Fault Circuit Interrupter (GFCI) Powr-Center®

3 Conductor • Type SJTW • -40°C to 60°C • 300 Volts



POWR-CENTER® WITH 3 OUTLETS

| CATALOG NUMBER | NO. OF COND. | AWG SIZE | LENGTH OF CORD (FT) | COLOR OF JACKET | POWER RATING | | | PKG. PER CTN. | WT./ UNIT LBS | WT./ CTN. LBS | UPC CODE |
|----------------|--------------|----------|---------------------|-----------------|--------------|------|-------|---------------|---------------|---------------|--------------|
| | | | | | VOLTS | AMPS | WATTS | | | | |
| 04000.63.05 | 3 | 12 | 2 | Yellow | 125 | 15 | 1875 | 6 | 1.3 | 8 | 079407040001 |

Product Description:

The Shock Safe® 3-outlet Powr-Center® has a built-in GFCI for detecting power leaks. Featuring weather-resistant test and reset buttons, the GFCI cuts off electricity to prevent electric shock.

Product Construction:

Conductor:

- 12 AWG stranded bare copper per ASTM B174

Insulation:

- Premium-grade, color-coded PVC

Jacket:

- PVC; yellow
- Temperature range: -40°C to 60°C
- Voltage rating: 300 volts

Applications:

- Power tools
- Appliances

Features:

- Integral GFCI detects power leaks and cuts off electricity to prevent electric shock
- Test and reset buttons
- 3-conductor grounded

Industry Approvals:

- UL Listed
- OSHA Acceptable

Household Powr-Centers®

3-Conductor Grounded • Types SPT-3 and SJT • 60°C • 300 Volts



| CATALOG NUMBER | NO. OF COND. | AWG SIZE | LENGTH OF CORD (FT) | COLOR OF JACKET | POWER RATING | | | PKG. PER CTN. | WT./ UNIT LBS | WT./ CTN. LBS | UPC CODE |
|-------------------|--------------|----------|---------------------|-----------------|--------------|------|-------|---------------|---------------|---------------|--------------|
| | | | | | VOLTS | AMPS | WATTS | | | | |
| TYPE SPT-3 | | | | | | | | | | | |
| 00655.63.04 | 3 | 14 | 3 | Orange | 125 | 15 | 1875 | 10 | 0.6 | 6 | 079407006557 |
| TYPE SJT | | | | | | | | | | | |
| 00565.63.17 | 3 | 16 | 9 | Beige | 125 | 13 | 1625 | 12 | 0.7 | 8 | 079407005659 |

Product Construction:

Conductor:

- 16 AWG or 14 AWG stranded bare copper per ASTM B174

Insulation:

- Premium-grade, color-coded PVC

Jacket:

- PVC; orange or beige
- Voltage rating: 300 volts

Applications:

- Clocks
- Lamps
- Holiday lighting
- Other household appliances

Features:

- 3 grounded outlets

Industry Approvals:

- UL Listed

Plastic Guard Utility Light

3-Conductor Grounded • Type SJT • 300 Volts

| CATALOG NUMBER | NO. OF COND. | AWG SIZE | LENGTH OF CORD (FT) | COLOR OF JACKET | POWER RATING | | | PKG. PER CTN. | WT./ UNIT LBS | WT./ CTN. LBS | UPC CODE |
|----------------|--------------|----------|---------------------|-----------------|--------------|------|-------|---------------|---------------|---------------|--------------|
| | | | | | VOLTS | AMPS | WATTS | | | | |
| 04497.60.05 | 3 | 16 | 50 | Yellow | 125 | 13 | 1650 | 6 | 3.5 | 21 | 079407044979 |

Product Construction:

Conductor:

- 16 AWG stranded bare copper per ASTM B174

Insulation:

- Premium-grade, color-coded PVC

Jacket:

- PVC; yellow
- Voltage rating: 300 volts

Applications:

- Temporary lighting
- For general use only
- Not for use in hazardous locations

Features:

- Side outlet
- On/off switch
- 75-watt bulb maximum
- Swivel hook
- Polypropylene guard

Industry Approvals:

- UL Listed
- OSHA Acceptable for general use



Metal Guard Utility Light

3-Conductor Grounded • Type SJT • 300 Volts

| CATALOG NUMBER | NO. OF COND. | AWG SIZE | LENGTH OF CORD (FT) | COLOR OF JACKET | POWER RATING | | | NEMA CONFIG. | PKG. PER CTN. | WT./ UNIT LBS | WT./ CTN. LBS | UPC CODE |
|----------------|--------------|----------|---------------------|-----------------|--------------|------|-------|--------------|---------------|---------------|---------------|--------------|
| | | | | | VOLTS | AMPS | WATTS | | | | | |
| 04455.60.05 | 3 | 16 | 25 | Yellow | 125 | 13 | 1650 | 15-15P | 12 | 1.8 | 22 | 079407044559 |
| 04457.60.05 | 3 | 16 | 50 | Yellow | 125 | 13 | 1650 | 15-15P | 6 | 3.5 | 21 | 079407044573 |

Product Construction:

Conductor:

- 16 AWG stranded bare copper per ASTM B174

Insulation:

- Premium-grade, color-coded PVC

Jacket:

- PVC; yellow
- Voltage rating: 300 volts

Features:

- Side outlet
- Metal hook
- On/off switch
- 75-watt bulb maximum
- 3-conductor grounded

Industry Approvals:

- UL Listed
- OSHA Acceptable for general use

Applications:

- Temporary lighting
- For general use only
- Not for use in hazardous locations



Brooder and Heat Lamp

2-Conductor Polarized • Type SJTW • 105°C • 300 Volts • Non-UL

| CATALOG NUMBER | NO. OF COND. | AWG SIZE | LENGTH OF CORD (FT) | COLOR OF JACKET | POWER RATING | | NEMA CONFIG. | PKG. PER CTN. | WT./UNIT LBS | WT./CTN. LBS | UPC CODE |
|----------------|--------------|----------|---------------------|-----------------|--------------|-------|--------------|---------------|--------------|--------------|--------------|
| | | | | | VOLTS | WATTS | | | | | |
| 04127.60.01 | 2 | 18 | 8 | Black | 125 | 250 | 1-15P | 12 | 1.0 | 12 | 079407041275 |



Product Construction:

- Conductor:**
- 18 AWG stranded bare copper per ASTM B174
- Insulation:**
- Premium-grade, color-coded PVC
- Jacket:**
- PVC; black
 - Voltage rating: 300 volts

Applications:

- Temporary lighting
- Egg hatching

Features:

- 10 1/2" bell shade
- Porcelain socket
- Hanging clamp
- Swivel clamp with protective vinyl sleeve
- Protective bulb guard
- 250-watt bulb maximum

Clamp Light

2-Conductor Polarized • Type SPT-2 • 105°C • 300 Volts

| CATALOG NUMBER | NO. OF COND. | AWG SIZE | LENGTH OF CORD (FT) | COLOR OF JACKET | POWER RATING | | NEMA CONFIG. | PKG. PER CTN. | WT./UNIT LBS | WT./CTN. LBS | UPC CODE |
|----------------|--------------|----------|---------------------|-----------------|--------------|-------|--------------|---------------|--------------|--------------|--------------|
| | | | | | VOLTS | WATTS | | | | | |
| 04170.60.02 | 2 | 18 | 6 | White | 125 | 150 | 1-15P | 12 | 0.8 | 10 | 079407041701 |



Product Construction:

- Conductor:**
- 18 AWG stranded bare copper per ASTM B174
- Insulation:**
- Premium-grade PVC; white
 - Voltage rating: 300 volts

Features:

- 8 1/2" bell shade
- Clamp with protective vinyl sleeve
- Adjustable ball joint
- Switch socket

Industry Approvals:

- UL Listed

General Information 10



| Index | Page |
|------------------------------|-------|
| Glossary | 75-89 |
| Unit Conversion Factors | 90 |
| Temperature Conversion Chart | 91 |

As a helpful aid to our customers, this general information section provides useful wire and cable definitions that can assist the designer or application specialist in determining the best cord product specification.

Quick-reference unit conversion and temperature conversion charts included in this section provide you with an understanding of the worldwide applications of our cord products.

Understanding and using proper wire and cable terminology gains additional importance, given the global application and use of cord and cordset products.

Glossary

- AAR:** Association of American Railroads.
- AC:** Alternating Current (a.c.). Current in which the charge-flow periodically reverses and is represented by: $I = I_0 \cos(2\pi f + \phi)$ where, I is the current, I_0 is the amplitude, f the frequency, ϕ the phase angle.
- ALS:** A type of cable consisting of insulated conductors enclosed in a continuous, closely fitting aluminum tube.
- ANSI:** Abbreviation for American National Standards Institute.
- ASME:** Abbreviation for American Society of Mechanical Engineers.
- ASTA:** United Kingdom approval agency.
- ASTM:** Abbreviation for the American Society for Testing and Materials, a non-profit industry-wide organization which publishes standards, methods of test, recommended practices, definitions and other related material.
- AWM:** UL designation for appliance wiring material.
- Abrasion Resistance:** Ability of a wire, cable or material to resist surface wear.
- Accelerated Aging:** A test that attempts to duplicate long-time environmental aging in comparatively short time spans.
- Accelerator:** A chemical additive which hastens a chemical reaction under specific conditions.
- Adhesive-Bonded:** Cables bonded by adding an adhesive coating to the surface of the cable components, then joining and curing the adhesive to form a cable. See *Bonded Cables*.
- Admittance:** The measure of the ease with which an alternative current flows in a circuit. The reciprocal of impedance.
- Aerial Cable:** A cable suspended in the air on poles or other overhead structure.
- Aging:** The change in properties of a material with time under specific conditions.
- Air Core Cable:** A cable in which the interstices in the cable core are not filled with a moisture barrier.
- Alligator Clip:** A mechanical device shaped like alligator jaws used as a temporary connection on the end of interconnections wire.
- Alloy:** A metal formed by combining two or more different metals to obtain desirable properties.
- Aluminum-Steel Conductor:** A composite conductor made up of a combination of aluminum and steel wires.
- Ambient Temperature:** The temperature of a medium (gas or liquid) surrounding an object.
- American Wire Gauge (AWG):** The standard system used for designating wire diameter. The lower the AWG number, the larger the diameter. Also called the Brown and Sharpe (B&S) Wire Gauge.
- Ampacity:** See *Current Carrying Capacity*.
- Ampere's Law:** The magnetic intensity at any point near a current carrying conductor can be computed on the assumption that each infinitesimal length of the conductor produces at the point of an infinitesimal magnetic density. The resulting magnetic intensity at the point is the vector sum of the contributions of all the elements of the conductor.
- Ampere:** The unit of current. One ampere is the current flowing through one ohm of resistance at one volt potential.
- Analog:** Transmission data densities by continuously variable quantities.
- Anneal:** Relief of mechanical stress through heat and gradual cooling. Annealing copper renders it less brittle.
- Annular Conductor:** A number of wires stranded in three reversed concentric layers around a core.
- Anti-Oxidant:** A substance which prevents or slows down oxidation of material exposed to air.
- Appliance Wire and Cable:** A classification covering insulated wire and cable for internal wiring of appliances and equipment.
- Arc Resistance:** The time required for an arc to establish a conductive path in a material.
- Armored Cable:** A cable provided with a wrap-ping of metal for mechanical protection.
- Attenuation:** Power loss in an electrical system. In cables, generally expressed in db per unit length, usually 100 ft.
- Audio Frequency:** The range of frequencies audible to the human ear. Usually 20-20,000 Hz.
- B & S Gauge:** The same as American Wire Gauge (AWG).
- BCF:** Abbreviation for billion conductor feet. A quantity derived by multiplying the number of conductors in a cable by the amount of cable. Usually used to indicate plant capacity or an annual requirement.
- Band Marking:** A continuous circumferential band applied to a conductor at regular intervals for identification.
- Band Width:** The frequency range of electrical signals transmitted.
- Banded Cable:** Two or more cables banded together by stainless steel strapping.
- Barrel-Packed:** Method of coiling into a fiber drum for shipment.
- Belt:** Number of layers of insulation on a conductor, or number of layers of jacket on a cable.
- Belted-Type Cable:** Multiple conductor cable having a layer of insulation over the assembled insulated conductors.
- Bend Radius:** The radius of the bend (usually designated as a multiple of product diameter) at which a wire product can safely be bent without significantly affecting its ability to function.
- Bifilar:** A winding made non-inductive by winding together (as one wire) two wires carrying current in opposite directions.
- Bimetallic Wire:** A wire formed of two different metals joined together (not alloyed). It can include wire with a steel core clad wire, or plated or coated wire.
- Binder:** A spirally served tape or thread used for holding assembled cable components in place awaiting subsequent manufacturing operations.
- Binding Post:** A device for clamping or holding electrical conductors in a rigid position.
- Bond Strength:** Amount of adhesion between bonded surfaces, e.g., in cemented ribbon cable.

Glossary

- Bondable Wire:** An insulated wire treated to facilitate adherence to materials such as potting compounds. Also, magnet wires used in making coils when bonding the turns together is desired.
- Bonded Cable:** Cable consisting of pre-insulated conductors or multiconductor components laid-in parallel and bonded into a flat cable. See *Adhesive-Bonded*.
- Bonded Construction:** An insulation construction in which the glass braid and nylon jacket are bonded together.
- Booster:** A device inserted into a line (or cable) to increase the voltage.
- Boot:** (1) Protective covering over a cable wire, or connector in addition to the normal jacketing or insulation. (2) A form placed around wire termination of a multiple-contact connector to contain the liquid potting compound before it hardens.
- Braid:** A fibrous or metallic group of filaments interwoven in cylindrical form to form a covering over one or more wires.
- Braid Angle:** The smaller of the two angles formed by the shielding strand and in the axis of the cable being shielded.
- Braid Carrier:** A spool or bobbin on a braid which holds one group of strands or filaments consisting of a specific number of ends. The carrier revolves during braiding operations.
- Braid Ends:** The number of strands used to make up one carrier. The strands are wound side by side on the carrier bobbin and lie parallel in the finished braid.
- Braiding Machine:** Machine used to apply braids to wire and cable and to produce braided sleeving and braids for tying or lacing purposes. Braiding machines are identified by the number of carriers.
- Breakdown (Puncture):** A disruptive discharge through the insulation.
- Breakdown Voltage:** The voltage at which the insulation between two conductors breaks down.
- Breakout:** The point at which a conductor or group of conductors breaks out from a multiconductor cable to complete circuits at various points along the main cable.
- British Standard Wire Gauge:** A modification of the Birmingham Wire Gauge and the legal standard of Great Britain for all wires. Also known as Standard Wire Gauge (SWG), New British Standard (NBS), English Legal Standard and Imperial Wire Guide.
- Building Wire:** Wire used for light and power, 600 volts or less, usually not exposed to outdoor environment.
- Bunched Stranding:** A group of strands twisted together in a random manner and the same direction without regard to geometric arrangement of specific strands.
- Buncher:** A machine that twists wires together in random arrangement.
- Bundle:** (fiber optic) A number of fibers grouped together, usually carrying a common signal.
- Buried Cable:** A cable installed directly in the earth without use of underground conduit. Also called Direct Burial Cable.
- Bus:** Wire used to connect two terminals inside of an electrical unit.
- Bushing:** A mechanical device used as a lining for an opening to prevent abrasion to wire and cable.
- Butt:** Joining of two conductors end-to-end, with no overlap and with the axes in line.
- Butt Splice:** A splice wherein two wires from opposite ends butt against each other, or against a stop, in the center of a splice.
- Butt Wrap:** Tape wrapped around an object or conductor in an edge-to-edge condition.
- Byte:** Typically a group of eight binary digits.
- C-SJ:** Same as SJ except extra-flexible conductor.
- C-SJO:** Same as SJO except extra-flexible conductor.
- CATV:** Acronym for Community Antenna Television.
- CCTV:** Acronym for Closed-Circuit Television.
- CEBEC:** Belgium Approval Agency; Comite Electrotechnique Belge Service de la Marque.
- CE Code, CEC:** Canadian Electrical Code.
- CEE:** Consortium for Energy Efficiency.
- CENELEC:** European Standards Agency; European Committee for Electrotechnical Norms.
- CSA:** Abbreviation for Canadian Standards Association, a non-profit independent organization which operates a listing service for electrical and electronic materials and equipment. The Canadian counterpart of the Underwriters Laboratories.
- CV:** Abbreviation for continuous vulcanization.
- Cable:** A stranded conductor with or without insulation and other coverings (single-conductor cable) or a combination of conductors (multiple-conductor cable). In fiber optics, a jacketed fiber or jacketed bundle in a form which can be terminated.
- Cable Assembly:** Typically, the cable and associated connectors; ready to install.
- Cable Clamp:** A device used to give mechanical support to the wire bundle or cable at the rear of a plug or receptacle.
- Cable Clamp Adapter:** A mechanical adapter that attaches to the rear of a plug or receptacle to allow the attachment of a cable clamp.
- Cable Core:** The portion of an insulated cable lying under a protective covering.
- Cable Core Binder:** A wrapping of tapes or cords around the conductors of a multiple-conductor cable used to hold them together.
- Cable Filler:** The material used in multiple-conductor cables to occupy the interslices formed by the assembly of the insulated conductors, thus forming a cable core.
- Cable Sheath:** The protective covering applied to cables.
- Cable Vulcanizer:** Compression molding machine used to repair cable jacketing that has had a part removed for splicing, for adding connectors or other devices or for replacing damaged sections.
- Cabling:** Twisting together two or more insulated conductors by machine to form a cable. In fiber optics, a method by which a group or bundle of fibers is mechanically assembled.
- Cabling Factor:** Used in the formula for calculating the diameter of an unshielded, unjacketed cable. $D=Kd$, where D is the cable diameter, K is the factor and d is the diameter of one insulated conductor.
- Capacitance:** The ratio of the electrostatic charge on a conductor to the potential difference between the conductors required to maintain that charge.

Glossary

Capacitance, Direct: The capacitance measured from one conductor to another conductor through a single insulating layer.

Capacitance, Mutual: The capacitance between two conductors (typically of a pair) with all other conductors, including shield, short circuited to ground.

Carrier: The woven element of a braid consisting of one or more ends (strands) which creates the interlaced effect. Also, a spindle, spool, tube or bobbin (on a braiding machine) containing yarn or wire, employed as a braid.

CBO: Rubber-insulated Brewery Cord.

Certificate of Compliance (C of C): A written statement, normally generated by a Quality Control Department, which states that the product being shipped meets customer's specifications.

Certified Test Report (CTR): A report reflecting actual test data on the cable shipped. Tests are normally conducted by the Quality Control Department, and show that the product being shipped meets the required test specifications.

Characteristic Impedance: The impedance that when connected to the output terminals of a transmission line, of any length, makes the line appear indefinitely long.

Chlorinated Polyethylene (CPE): Rubbery polymer used for insulation and jacketing of wire and cable. Manufactured by Dow Chemical under the trade name Tyrin.

Chlorosulfonated Polyethylene (CSPE): A rubbery polymer used for insulations and jackets. Manufactured by E.I. DuPont under the trade name of Hypalon.

Cigarette Wrap: Tape insulation wrapped longitudinally instead of spirally over a conductor.

Circuit: A complete path over which electrons can flow from the negative terminals of a voltage source through parts and wires to the positive terminals of the same voltage source.

Circuit Sizes: A popular term for building wire sizes 14 through 10 AWG.

Circular Mil: The area of a circle one mil (.001") in diameter; 7.854x10⁷ sq. in. Used in expressing wire cross sectional area.

Cladding: Method of applying a layer of metal over another metal whereby the junction of the two metals is continuously welded. In fiber optics, a sheathing intimately in contact with the core of a higher refractive index material which serves to provide optical insulation and protection to the reflection interface.

Closed End Splice: An insulated splice in which two or more wires overlap and enter the splice from the same end of the barrel.

Coaxial Cable: A cable consisting of two cylindrical conductors with a common axis, separated by a dielectric.

Coaxial Connector: A connector that has a coaxial construction and is used with coaxial cable.

Coil Effect: The inductive effect exhibited by a spiral-wrapped shield, especially above audio frequencies.

Cold Flow: Permanent deformation of the insulation due to mechanical force of pressure (not due to heat softening).

Color Code: A color system for wire or circuit identification by use of solid colors, tracers braids, surface printing, etc.

Common Axis Cabling: In multiple cable constructions, a twisting of all conductors about a "common axis" to result in smaller-diameter constructions. Tends to result in greater susceptance to electromagnetic and electrostatic interference.

Compact Conductor: Stranded conductor rolled to deform the round wires to fill the normal interstices between the wires in a strand.

Composite (Clad) Wire: A wire having a core of one metal with a fused outer shell of different metals.

Composite Conductor: Two or more strands of different metals assembled and operated in parallel.

Compound: An insulating or jacketing material made by mixing two or more ingredients.

Compression Cable: A pipe type cable in which the pressure medium is separated from the insulation by a membrane or sheath.

Concentric: A central core surrounded by one or more layers of helically wound strands in a fixed round geometric arrangement.

Concentric Strand: A strand that consists of a central wire or core surrounded by one or more layers of spirally laid wires.

Concentric-Lay Cable: A concentric-lay conductor, or a multiple-conductor cable composed of a central core surrounded by one or more layers of helically laid insulated conductors.

Concentricity: The measurement of the location of the center of the conductor with respect to the geometric center of the circular insulation.

Conductance: The ability of a conductor to carry an electric charge. The ratio of the current flow to the potential difference causing the flow. The reciprocal of resistance.

Conductivity: The capacity of a material to carry electrical current—usually expressed as a percentage of copper conductivity (copper being one hundred percent).

Conductor: A wire (or combination of wires not insulated from one another) suitable for carrying electric current.

Conduit: A tube or trough in which insulated wires and cables are run.

Connector: A device used to provide rapid connect/disconnect service for electrical cable and wire terminations.

Contact: The part of a connector which actually carries the electrical current and is touched together or separated to control the flow.

Contact Inspection Hole: A hole in the cylindrical rear portion of contact used to check the depth to which a wire has been inserted.

Contact Size: The largest size wire which can be used with the specific contact. Also, the diameter of the engagement end of the pin.

Continuity Check: A test to determine whether electrical current flows continuously throughout the length of a single wire or individual wires in a cable.

Continuous Vulcanization: Simultaneous extrusion and vulcanization of rubber-like wire coating materials.

Glossary

Contra-helical: Cable spiraling in an opposite direction than the preceding layer within a wire or cable.

Control Cable: A multiconductor cable made for operation in control of signal circuits.

Controlled Impedance Cable: Package of two or more insulated conductors where impedance measurements between respective conductors are kept essentially constant throughout the entire length.

Copolymer: A compound resulting from the polymerization of two different monomers.

Copper-Clad: Steel with a coating of copper welded to it before drawing as opposed to copper-plated. Synonymous with Copperweld.

Copperweld: The trade name of Flexo Wire Division (Copperweld Steel Corp.) for their copper-clad steel conductors.

Cord: A small, flexible insulated cable.

Cord Set: Portable cords fitted with a wiring device at one or both ends.

Core: In cables, a component or assembly of components over which other materials are applied, such as additional components, shield, sheath or armor. In fiber optics, the transparent glass or plastic section with a high refractive index through which the light travels by internal reflections.

Corona: A discharge due to ionization of air around a conductor due to a potential gradient exceeding a certain critical value.

Corona Resistance: The time that the insulation will withstand a specified level of field-intensified ionization that does not result in the immediate complete breakdown of the insulation.

Corrosion: The destruction of the surface of a metal by chemical reaction.

Coverage: The calculated percentage which defines the completeness with which a metal braid covers the underlying surface. The higher percentage of coverage, the greater the protection against external interference.

Covering: Textile braid or jacket of rubber, plastics or other materials applied over wire and cables to provide mechanical protection and identification.

Crazing: The minute cracks on the surface of plastic materials.

Creep: The dimensional change with time of a material under load.

Creepage: The conduction of electricity across the surface of a dielectric.

Creepage Path: The path across the surface of a dielectric between two conductors.

Creepage Surface: An insulating surface which provides physical separation as a form of insulation between two electrical conductors of different potential.

Crimp: Act of compressing a connector barrel around a cable in order to make an electrical connection.

Crimp Termination: Connection in which a metal sleeve is secured to a conductor by mechanically crimping the sleeve with pliers, presses, or automated crimping machines.

Cross-linked: Inter-molecular bonds between long-chain thermoplastic polymers by chemical or electron bombardment means. The properties of the resulting thermosetting material are usually improved.

Crosstalk: Undesired electrical currents in conductors caused by electromagnetic or electrostatic coupling from other conductors or from external sources. Also, leakage of optical power from one optical conductor to another.

Cure: To change the physical properties of a material by chemical reaction.

Curing Cycle: The time, temperature and pressure required for curing.

Curl: The degree to which a wire tends to form a circle after removal from a spool. An indication of the ability of the wire to be wrapped around posts in long runs.

Current: The rate of transfer of electricity. Practical unit is the ampere which represents the transfer of one coulomb per second. In a simple circuit, current (I) produced by a cell or electromotive force (E) when there is an external resistance (R) and internal resistance (r) is:

$$I = \frac{E}{R + r}$$

Current-Carrying Capacity: The maximum current an insulated conductor can safely carry without exceeding its insulation and jacket temperature limitations.

Cut-Through Resistance: The ability of a material to withstand mechanical pressure usually a sharp edge or small radius, without separation.

Cycle: The complete sequence including reversal of the flow of an alternating electric current.

D.C.: Abbreviation for Direct Current.

DEMKO: Approval agency of Denmark.

DRT: Plastic range and dryer cord (CSA).

Decibel (db): A unit to express differences of power level. Used to express power gain in amplifiers or power loss in passive circuits or cables.

Delay Line: A cable made to provide very low velocity of propagation with long electrical delay for transmitted signals.

Depth of Crimp: Thickness of the crimped portion of a connector measured between two opposite points on the crimped surface.

Derating Factor: A factor used to reduce the current-carrying capacity of a wire when used in environments other than that for which the value was established.

Dielectric: An insulating medium which intervenes between two conductors and permits electrostatic attraction and repulsion to take place across it.

Dielectric Breakdown: The voltage required to cause an electrical failure or breakthrough of the insulation.

Dielectric Constant (K): The ratio of the capacitance of a condenser with dielectric between the electrodes to the capacitance when air is between the electrodes. Also called Permittivity and Specific Inductive Capacity.

Dielectric Loss: Power dissipated in an insulating medium as the result of the friction caused by molecular motion when an AC electric field is applied.

Dielectric Strength: The voltage which an insulation can withstand before breakdown occurs. Usually expressed as a voltage gradient (such as volts per mil).

Dielectric Test: A test in which a voltage higher than the rated voltage is applied for a specified time to determine the adequacy of the insulation under normal conditions.

Glossary

- Digital:** Transmission data representative by discrete characters.
- Dip Coating:** An insulating coating applied to the conductor by passing the conductor through an applicator containing liquid insulating medium.
- Direct Burial Cable:** A cable installed directly in the earth.
- Direct Capacitance:** The capacitance measured directly from conductor to conductor through a single insulating layer.
- Direct Current:** An electric current which flows in only one direction.
- Direct Current Resistance (DCR):** The resistance offered by any circuit to the flow of direct current.
- Direction of Lay:** The lateral direction in which the strands of a conductor run over the top of the cable conductor as they recede from an observer looking along the axis of the conductor or cable. Also applies to twisted cable.
- Discrete Wiring:** Wire or wires having distinct identity and purpose.
- Disruptive Discharge:** A sudden, large increase in current through an insulation medium due to the complete failure of the medium under the electrostatic stress.
- Disturbed Conductor:** A conductor that receives energy generated by the field of another conductor or an external source, such as a transformer.
- Drain Wire:** In a cable, the uninsulated wire laid over the component or components and used as a ground connection.
- Draw Feed Stock:** Rod or wire that is subsequently drawn to a smaller size.
- Drawing:** In wire manufacture, pulling the metal through a die or series of dies to reduce diameter to a specified size.
- Dual Coaxial Cable:** Two individually insulated conductors laid parallel or twisted and placed within an overall shield and sheath.
- Duct:** An underground or overhead tube for carrying electrical conductors.
- Duplex:** Two-way data transmission on a four-wire transmission line.
- Duplex Cable:** A cable composed of two insulated single-conductor cables twisted together.
- Duplex Parallel:** Typically used in the thermo-couple industry to denote two parallel conductors of dissimilar metals insulated in parallel without twist and jacketed. Commonly applied to thermo-couple grades and extension wires.
- Durometer:** A measure of hardness.
- E:** Symbol for voltage. Usually used to represent direct voltage or the effective (root-mean-square) value of an alternating voltage.
- EFTS:** Abbreviation for Electronic Funds Transfer System.
- EIA:** Abbreviation for Electronic Industries Association.
- EMI:** Abbreviation for electromagnetic interference.
- EPDM:** Ethylene-propylene-diene monomer rubber.
- EPR:** Ethylene-propylene rubber.
- ESTA:** Australian approval agency, Electricity Trust of South Australia.
- ETPC:** Abbreviation for electrolytic tough pitch copper. It has a minimum conductivity of 99.9%.
- Eccentricity:** Like concentricity, a measure of the center of a conductor's location with respect to the circular cross-section of the insulation. Expressed as a percentage of displacement of one circle within the other.
- Eddy Current:** Circulating currents induced in conducting materials by varying magnetic fields.
- Elastomer:** A rubber or rubber-like material which will stretch repeatedly to 200 percent or more and return rapidly and with force to its approximate original shape.
- Electro-Tinned:** Electrolytic process of tinning wire using pure tin.
- Electrode:** A conductor through which a current enters or leaves a nonmetallic conductor.
- Electromagnetic Coupling:** Energy transfer by means of a varying magnetic field.
- Electromagnetic Field:** A rapidly moving electric field and its associated moving magnetic field.
- Electromagnetic Induction:** The production of a voltage in a coil due to a change in the number of magnetic lines of force (flux linkages) passing through the coil.
- Electromotive Force (e.m.f.):** Pressure or voltage. The force which causes current to flow in a circuit.
- Electronic Wire and Cable:** A length of conductive or semiconductive material used in an electronic application.
- Elongation:** The fractional increase in the length of a material stressed in tension.
- Embossing:** A marker identification by means of thermal indentation leaving raised lettering on the sheath material of cable.
- Emergency Overload:** Load which occurs when larger-than-normal currents are carried through a cable or wire over a certain period of time.
- Enameled Wire:** A conductor with a baked-on enamel film insulation. In addition to magnet wire, enameled insulation is used on thermocouple-type wires and other wires.
- Ends:** In braiding, the number of essentially parallel wires of threads on a carrier.
- Energize:** To apply rated voltage to a circuit or device in order to activate it.
- Equilay:** More than one layer of helically laid wires with the direction of lay reversed for successive layers, but with the length of lay the same for each layer.
- Etched Wire:** A process applied to fluoroplastic wire in which the wire is passed through a sodium bath to create a rough surface to allow epoxy resin to bond the fluoroplastic.
- External Interference:** The effects of electrical waves or fields which cause sounds other than the desired signal; static.
- External Wiring:** Electronic wiring which interconnects subsystems within the system.
- Extruded Cable:** Cable with conductors which are uniformly insulated and formed by applying a homogeneous insulation material in a continuous extrusion process.
- Extrusion:** Method of continuously forcing plastic, rubber or elastomer material through an orifice to apply insulation or jacketing over a conductor or cable core.
- FAA:** Federal Aeronautics Administration.

Glossary

- FEP:** Fluorinated ethylene propylene.
- FI:** Approval agency of Finland; Electrical Inspectorate.
- FR-1:** A flammability rating established by Underwriters Laboratories for wires and cables that pass a specially designed vertical flame test.
- Farad:** A unit of electrical capacity.
- Fatigue Resistance:** Resistance to metal crystallization which leads to conductors or wires breaking from flexing.
- Feed-Through Insulators:** Insulators that carry a metal conductor through the chassis while preventing the 'hot' lead from shorting to the ground chassis.
- Feedthrough:** (1) A conductor that connects patterns on opposite sides of a PCB. Also called Interfacial Connection. (2) A connector or terminal block, usually having double-ended terminals which permit simple distribution and bussing of electrical circuits.
- Ferrule:** A short tube used to make solderless connections to shielded or coaxial cable.
- Fiber:** A thread or threadlike structure. Also, a single discrete element used to transmit optical (light wave) information.
- Fiber Optics:** A lightwave or optical communications system in which electrical information is converted to light energy transmitted to another location through optical fibers and is there converted back into electrical information.
- Fiber Tubing:** A loose, crush-resistant cylinder applied over individual fibers to provide mechanical protection.
- Field:** An area of influence around a magnet or electric charge.
- Field Coil:** A suitable insulated winding to be mounted on a field pole to magnetize it.
- Figure 8 Cable:** An aerial cable configuration in which the conductors and the steel strand which supports the cable are integrally jacketed. A cross-section of the finished cable approximates the figure "eight."
- Filament:** Fiber characterized by extreme length.
- Filled Cable:** A telephone cable construction in which the cable core is filled with a material that will prevent moisture from entering or passing through the cable.
- Filler:** (1) A material used in multiconductor cables to occupy large interstices formed by the assembled conductors. (2) An inert substance added to a compound to improve properties or decrease cost.
- Film:** A thin, plastic sheet.
- Fine Stranded Wire:** Stranded wire with component strands of 36 AWG or smaller.
- Flame Resistance:** The ability of a material not to propagate flame once the heat source is removable.
- Flammability:** The measure of the material's ability to support combustion.
- Flashover:** A disruptive discharge around or over the surface of a solid or liquid insulator.
- Flat Braid:** A woven braid of tinned copper strands rolled flat at time of manufacture to a specified width.
- Flat Cable:** A cable with two smooth or corrugated, but essentially flat, surfaces.
- Flat Conductor:** A wire having a rectangular cross-section as opposed to a round or square conductor.
- Flat Conductor Cable:** A cable with a plurality of flat conductors.
- Flex Life:** The measurement of the ability of a conductor or cable to withstand repeated bending.
- Flexibility:** The ease with which a cable may be bent.
- Flexible:** That quality of a cable or cable component which allows for bending under the influence of outside force, as opposed to limpness which is bending due to the cable's own weight.
- Floating:** Referring to a circuit which has no connection to ground.
- Flux:** (1) The lines of force which make up an electrostatic field. (2) The rate of flow of energy across or through a surface. (3) A substance used to promote or facilitate fusion.
- Foamed Plastics:** Insulations having a cellular structure.
- Foil:** A thin, continuous sheet of metal.
- Free Connector:** A connector for attachment to the free end of a wire or cable.
- Funnel Entry:** Flared or widened entrance to a terminal or connector wire barrel.
- Fuse Wire:** Wire made from an alloy that melts at a relatively low temperature.
- Fused Coating:** A metallic coating which has been melted and solidified, forming a metallurgical bond to the base material.
- Fused Conductors:** Individual strands of heavy tinned copper wire stranded together and then bonded together by induction heating.
- Fused Spiral Tape:** A PTFE insulated hookup wire. The spiral-wrapped conductor is passed through a sintering oven where overlaps are fused together.
- GTO:** Gas tube sign and oil-burner ignition cable. 5,000V-15,000V.
- Galvanometer:** An instrument for detecting or measuring small electrical current.
- Gas-Filled Cable:** A self-contained pressure cable in which the pressure medium is an inert gas having access to the insulation.
- Gauge:** A term used to denote the physical size of a wire.
- Gimmick:** A short length of wire soldered onto a circuit component and used as a small adjustable capacitor.
- Ground:** A conductive connection between an electrical circuit and the earth or other large conducting body to serve as an earth, thus making a complete electrical circuit.
- Ground Conductor:** A conductor in a transmission cable or line that is grounded.
- Ground Insulation:** The insulation used between a winding and the magnetic core or other structural parts, usually at ground potential.
- Ground Loop:** The generation of undesirable current flow within a ground conductor, owing to the circulation currents which originate from a second source of voltage.
- Ground Plane:** Expanded copper mesh which is laminated into some flat cable constructions as a shield.
- Ground Potential:** Zero potential with respect to the ground or earth.
- HPN:** Two-conductor, neoprene-insulated heater cord. Parallel construction. For use in damp locations.

Glossary

HSJ: Same as type HS but with #18, #16 and #14 conductors and differing thickness of jacket.

Hard-Drawn Copper Wire: Copper wire that has not been annealed after drawing.

Harness: An arrangement of wires and cables, usually with many breakouts, which have been tied together or pulled into a rubber or plastic sheath, used to interconnect an electric circuit.

Hash Mark Stripe: A non-continuous helical stripe applied to a conductor for identification.

Heat Distortion: Distortion of flow of a material or configuration due to the application of heat.

Heat Seal: Method of sealing a tape-wrap jacket by means of thermal fusion.

Heater Cord: Flexible stranded copper conductor, cotton-wrapped with rubber insulation and asbestos roving.

Helical Stripe: A continuous, colored, spiral stripe applied to a conductor for circuit identification.

Helix: Spiral winding.

Henry: The unit of inductance.

Hertz (Hz): A term replacing cycles-per-second as an indication of frequency.

Heterogeneous Insulation: A cable insulating system composed of two or more layers of different insulating materials.

Hi-Pot: A test designed to determine the highest voltage that can be applied to a conductor without breaking through the insulation.

High-Temperature Wire and Cable: Electrical wire and cables having thermal operating characteristics of 150°C and higher.

High Voltage: Generally, a wire or cable with an operating voltage of over 600 volts.

Holding Strength: Ability of a connector to remain assembled to a cable when under tension.

Homogeneous Insulation: A complete cable insulation structure whose components cannot be identified as layers of different materials.

Hook-Up Wire: A wire used for low-current, low-voltage (under 1000 volts) applications within enclosed electronic equipment.

Hot Stamping: Method of alpha numerical coding. Identification markings are made by pressing heated type and marking foil into softened insulation surfaces.

Hot Tin Dip: A process of passing bare wire through a bath of molten tin to provide a coating.

HS: 600 V-rated rubber-insulated heater cord.

HSJ: 300 V-rated rubber-insulated heater cord.

Hybrid Cable: Multi-conductor cable containing two or more types of components.

Hygroscopic: Capable of absorbing moisture from the air.

Hypalon: DuPont's trade name for their chloro-sulfonated polyethylene, an ozone-resistant synthetic rubber.

ICEA: Abbreviation for Insulated Cable Engineers Association.

IEC: European Standardization agency, International Electrotechnical Commission.

IEEE: Abbreviation for Institute of Electrical and Electronics Engineers.

Ignition Cable: Cable designed for Automotive Ignition Systems.

ISA: Instrument Society of America.

Impedance: The total opposition that a circuit offers to the flow of alternating current or any other varying current at a particular frequency. It is a combination of resistance R and reactance X, measured in ohms.

Impedance Matching: Connecting cables and devices together which have the same impedance value in ohms.

Impulse: A surge of unidirectional polarity.

Impulse Strength: The voltage breakdown of insulation under voltage surges on the order of microseconds in duration.

Impulse Test: An insulation test in which the voltage applied is an impulse voltage of specified wave shape.

Inductance: The property of a circuit or circuit element that opposes a change in current flow, thus causing current changes to lag behind voltage changes. It is measured in henrys.

Inductive Coupling: Crosstalk resulting from the action of the electromagnetic field of one conductor on the other.

Insertion Tool: A small, hand-held tool used to insert contacts into a connector.

Insulated Wire: A conductor of electricity covered with a non-conducting material.

Insulating Joint: A device which mechanically couples and electrically insulates the sheath and armor of contiguous lengths of cable.

Insulation: A material having high resistance to the flow of electric current. Often called a dielectric in radio frequency cable.

Insulation Adhesion: The degree of tightness of the insulation over the base conductor measured in terms of force required to remove a specified length of insulation from the wire.

Insulation Crimp: The area of a terminal, splice or contact that has been formed around the insulation of the wire.

Insulation Grip: Extended cylinders at the rear of crimp-type contacts designed to accept the bared wire and a small length of its insulation.

Insulation Piercing: A method of crimping whereby lances cut the insulation of the wires and enter into the strands to make electrical contact.

Insulation Resistance: The ratio of the applied voltage to the total current between two electrodes in contact with a specific insulation, usually expressed in megohms-M feet.

Insulation System: All of the insulation materials used to insulate a particular electrical or electronic product.

Integral Belt: A layer of insulation or semi-conductive material applied by extrusion over two or more insulated, twisted or parallel conductors to form a round, smooth diameter.

Glossary

- Interconnecting Cable:** The wiring between modules, between units or the larger portions of a system.
- Interconnecting Wire:** The physical wiring between components (outside a module), between modules, between units or between larger portions of a system or systems.
- Interconnection:** Mechanically joining devices together to complete an electrical circuit.
- Interface:** The two surfaces on the contact side of both halves of a multiple-contact connector which face each other when the connector is assembled.
- Internal Wiring:** Electronic wiring which interconnects components, usually within a sealed subsystem.
- Interstices:** Voids or valleys between individual strands in a conductor or between insulated conductors in a multiconductor cable.
- Ionization Voltage (Corona Level):** The minimum value of falling rms voltage which sustains electrical discharge within the vacuous or gas-filled spaces in the cable construction or insulation.
- Irradiation:** In insulations, the exposure of the material to high-energy emissions for the purpose of favorably altering the molecular structure.
- JAN Specification:** Joint Army-Navy specification (replaced by current Military Specifications).
- Jack:** A plug-in type terminal widely used in electronic apparatus for temporary connections.
- Jacket:** A rubber or synthetic covering applied over primary insulation, braids, shields, cable components or over the cable itself. In fiber optics, a covering, frequently plastic, over a fiber bundle of fibers, or cable which protects against the environment.
- Jumper:** A short length of conductor used to make a temporary connection between terminals, around a break in a circuit or around an instrument.
- Junction:** A point in a circuit where two or more wires are connected.
- kcmil:** One thousand circular mils (MCM)
- KEMA KEUR:** Approval agency of the Netherlands.
- KV:** Kilovolt (1000 volts).
- KVA:** Kilovolt ampere.
- KW:** Kilowatt.
- Kilo:** A numerical prefix denoting 1000 (10^3).
- Kynar:** Pennwalt trade name for polyvinylidene fluoride. Typically used as insulation for wire wrap wire.
- Lacing and Harnessing:** A method of grouping wires by securing them in bundles of designated patterns.
- Lacquer:** A liquid resin or compound applied to textile braid to prevent fraying, moisture absorption, etc.
- Laminated Tape:** A tape consisting of two or more layers of different materials bonded together.
- Lay:** The length measured along the axis of a wire or cable required for a single strand (in stranded wire) or conductor (in cable) to make one complete turn about the axis of the conductor or cable.
- Layer:** Consecutive turns of a coil lying in a single plane.
- Leaching and Non-Leaching:** In a leaching wire, the plasticizer will migrate when exposed to heat. A non-leaching wire will retain its plasticizer under extreme temperature conditions and remain flexible after baking.
- Lead:** A wire, with or without terminals, that connects two points in a circuit.
- Lead-Cured:** A cable that is cured or vulcanized in a metallic lead mold.
- Lead Dress:** The placement or routing of wire and component leads in an electrical circuit.
- Lead-in:** The conductor or conductors that connect the antenna proper to electronic equipment.
- Leakage Current:** The undesirable flow of current through or over the surface of an insulation.
- Life Cycle:** A test to determine the length of time before failure in a controlled, usually accelerated, environment.
- Limits of Error:** The maximum deviation (in degrees of percent) of a thermocouple or thermocouple extension wire from standard emf-temperature to be measured.
- Limpness:** The ability of a cable to lay flat or conform to a surface.
- Line Balance:** The degree to which the conductors of a cable are alike in their electrical characteristics with respect to each other, to other conductors and to ground.
- Line Drop:** A voltage loss occurring between any two points in a transmission line due to the resonance reactance or leakage of the line.
- Line Loss:** The total of the various energy losses occurring in a transmission line.
- Line Voltage:** Voltage existing in a cable or circuit.
- Local Area Network (LAN):** A baseband or broadband interactive bi-directional communication systems for information exchange on a common transmission line.
- Longitudinal Shield:** A tape shield, flat or corrugated, applied longitudinally with the axis of the core being shielded.
- Longitudinal Wrap:** Tape applied longitudinally with the axis of the core being covered.
- Loop Resistance:** The total resistance of two conductors measured round trip from one end. Commonly used term in the thermocouple industry.
- Looping-in:** Wiring method which avoids tee joints by carrying the conductor or cable to and from the point to be supplied.
- Loss:** Energy dissipated without accomplishing useful work.
- Loss Factor:** The product of the dissipation and dielectric constant of an insulating material.
- Lossy Line:** A cable having large attenuation per unit of length.
- Low-Loss Dielectric:** An insulating material that has a relatively low dielectric loss, such as polyethylene or Teflon.
- Low-Noise Cable:** Cable configuration specially constructed to eliminate spurious electrical disturbances caused by capacitance changes or self-generated noise induced by either physical abuse or adjacent circuitry.
- Low Tension:** Low voltage, as applied to ignition cable.
- Lug:** Termination, usually crimped or soldered to the conductor, with provision for screwing on to the terminal.

Glossary

MATV: Acronym for Master Antenna Television System—a combination of components providing multiple television receiver operations from one antenna or group of antennas normally on a single building.

MCM: One thousand circular mils.

MHz: Megahertz.

MTW: Thermoplastic insulated machine tool wire.

Magnet Wire: Insulated wire intended for use in windings on motor, transformer and other coils for electromagnetic devices.

Magnetic Field: The region within which a body or current experiences magnetic force.

Magnetic Flux: The rate of flow of magnetic energy across or through a surface (real or imaginary).

Magnetic Noise: Caused by change in current level, e.g., ac powerline (creates magnetic field around the cable); this magnetic field causes the magnetic noise.

Marker Tape: A tape laid parallel to the conductors under the sheath in a cable, imprinted with the manufacturer's name and the specification to which the cable is made.

Meg or Mega: A numerical prefix denoting 1,000,000 (10⁶).

Megarad: A unit for measuring radiation dosage.

Messenger: Supporting member, usually a high-strength steel wire, used to suspend aerial cable. The messenger may be an integral part of the cable, or exterior to it (lashed messenger).

Mft: A popular abbreviation for 1000 ft.

Mho: The unit of conductivity. The reciprocal of an ohm.

Micro: A numerical prefix denoting one-millionth (10⁻⁶).

Microfarad: One-millionth of a farad, commonly abbreviated μF .

Micromicrofarad: One-millionth of a microfarad (uuf, uufd, mmf, mmfd, $\mu\mu F$ are common abbreviations.)

Microwave: A short (usually less than 30 cm) electrical wave.

Mil: A unit used in measuring diameter of a wire or thickness of insulation over a conductor. One-one thousandth of an inch (.001").

Mineral Insulated: Cable and thermocouple wire consisting of one or more conductors surrounded by magnesium oxide insulation and enclosed in a liquid- and gas-tight metallic sheathing.

Miniature Wire: Insulated conductors of approximately 20-34 AWG.

Mining Cable: A flame-retardant cable specially constructed to withstand severe physical abuse for underground use in mines or tunnels.

Mis-Match: A termination having a different impedance than that for which a circuit or cable is designed.

Mode: One of the components of a general configuration of a propagating wave front.

Modem: Device which places and receives data signals over a common carrier's communication facility.

Modulus of Elasticity: The ratio of stress to strain in an elastic material.

Moisture Absorption: The amount of moisture, in percentage, that a material will absorb under specified conditions.

Moisture Resistance: The ability of a material to resist absorbing moisture from the air or when immersed in water.

Molded Plug: A connector molded on either end of a cord or cable.

Monomer: The basic chemical unit used in building a polymer.

Motor Lead Wire: Wire which connects to the fragile magnet wire found in coils, transformers and stator or field windings.

Multiconductor: More than one conductor within a single cable complex.

Multiple-Conductor Cable: A combination of two or more conductors cabled together and insulated from one another and from sheath or armor where used.

Multiple-Conductor Concentric Cable: An insulated central conductor with one or more tubular stranded conductors laid over it concentrically and insulated from one another.

Multiplexing: Simultaneous transmission of two or more messages over the same cable pair.

Mutual Capacitance: Capacitance between two conductors when all other conductors, including ground, are connected together and then regarded as an ignored ground.

Mylar®: DuPont trademark for polyester film.

NEMA: National Electrical Manufacturers Association.

NEMKO: Approval agency of Norway.

NFPA: Abbreviation for National Fire Protection Association. Administrative Sponsor of the National Electrical Code® (ANSI Standards Committee C1).

National Electrical Code®: A set of regulations governing construction and installation of electrical wiring and apparatus in the United States, established by the American National Board of Fire Underwriters.

National Electrical Code® Article 725: The NEC Article which covers remote control signal and communication power limited circuits that are not an integral part of the device or appliance.

National Electrical Code® Article 760: The NEC Article which covers the fire and burglar alarms installation of wire and equipment operating at 600 Volts or less.

National Electrical Code® Article 800: The NEC Article which covers telephone, telegraph as well as outside wiring for fire and burglar alarms.

NEC Type CL2: A Class 2 power-limited type cable for general use applications within a building under NEC Article 725, this type design is "Listed" by UL. These cables meet a 70,000 BTU flame test.

NEC Type CL2P: A Class 2 power-limited cable which is suitable for use in plenums in accordance with NEC Article 725. The cable meets the requirements of UL 910 the Steiner Tunnel test which classifies fire and smoke characteristics. The cable is "Listed" by UL.

NEC Type CL2R: A Class 2 power-limited cable which is suitable for use in riser shafts in accordance with NEC Article 725. These cables meet the UL 1666 flame test and are "Listed" by UL.

Glossary

- NEC Type CL2X:** A Class 2 power-limited cable which is suitable for restricted applications (sic . . . less than 0.25" in diameter in residences, exposed lengths less than 10-ft.) or else in raceways under NEC Article 725. These cables meet a VW-1 flame test and are "Listed" by UL.
- NEC Type CM:** A general application communications cable, Listed by UL, for use within buildings under NEC Article 800. It meets the requirements of the 70,000 BTU flame test.
- NEC Type FPL:** A general application fire-protection cable for use within buildings in accordance with NEC Article 760. These cables are Listed by UL and meet the 70,000 BTU flame test.
- Neoprene:** A synthetic rubber with good resistance to oil, chemical and flame. Also called polychloroprene.
- Non-Contaminating:** Type of PVC jacket material whose plasticizer will not migrate into the dielectric of a coaxial cable and thus avoids contaminating and destroying the dielectric.
- Nylon:** Thermoplastic with good chemical and abrasion resistance.
- OSHA:** Abbreviation for Occupational Safety and Health Act. Specifically the Williams-Steiger law passed in 1970 covering all factors relating to safety in places of employment.
- OVE:** Approval agency in Austria; Oesterreichischer Verband für Elektrotechnik (Austrian Electrotechnical Association).
- Off Center:** Conductor displaced within the cross-section of its insulation.
- Outgassing:** Percentage of a specified gas released during the combustion of insulation or jacketing material.
- Ohm:** A unit of electrical resistance.
- Oil Aging:** Cable aged in an accelerated manner by placement in an oil bath and heated to a pre-set temperature for a stated time.
- Oil-Filled Cable:** A self-contained pressure cable in which the pressure medium is low viscosity oil having access to the insulation.
- Open Cell:** Foamed or cellular material with cells which are generally interconnected.
- Oscillatory Surge:** A surge which includes both positive and negative polarity values.
- Outgassing:** The dissipation of gas from a dielectric evidencing decomposition.
- Overall Diameter:** Finished diameter over wire or cable.
- Overcoat Conductor:** A stranded conductor made from individual strands of tin-coated wire stranded together, and then given an overall tin coat.
- Overlap:** The amount the trailing edge laps over the leading edge of a spiral tape wrap.
- Oxygen Index:** Percentage of oxygen necessary to support combustion in a gas mixture.
- Ozone:** Reactive form of oxygen, typically found around electrical discharges and present in the atmosphere in small quantities.
- PCB:** Printed Circuit Board.
- PIC:** A general term for any type of plastic-insulated telephone cable.
- PLSJ:** All-rubber, parallel-jacketed, two-conductor, light-duty cord for pendent or portable use in damp locations. 300V.
- PLT:** Same as PLSJ, except thermoplastic insulation.
- POSJ:** All-rubber, parallel light-duty rip-cord for use on lamps and small appliances. 300V, 60°C.
- POT:** Thermoplastic, parallel, light-duty rip-cord. 300V, 60°C to 105°C.
- PTFE:** Abbreviation for Polytetrafluoroethylene.
- Packing Fraction:** (fiber optic) The ratio of active cross-sectional area of fiber core, or cores, to the total end surface of the fiber, or fiber bundle.
- Pair:** Two insulated wires of a single circuit associated together; also known as a "balance" transmission line.
- Parallel Pair:** A duplex construction of two insulated conductors laid parallel and then covered overall with a braid or jacket.
- Parallel Stripe:** A stripe applied longitudinally on a wire or cable parallel to the axis of the conductor.
- Patch Cable:** A cable with plugs or terminals on each end of the conductors to temporarily connect circuits of equipment together.
- Patch Cord:** Braid covered with plugs or terminals on each end to connect jacks or blocks in switchboards or programming systems.
- Pay-Off:** The process of feeding a cable or wire from a bobbin, reel or other package.
- Percentage Conductivity:** Conductivity of a material expressed as a percentage of that of copper.
- Periodicity:** The uniformly spaced variations in the insulation diameter of a transmission cable that result in reflections of a signal, when its wavelength or a multiple thereof is equal to the distance between two diameter variations.
- Permittivity:** See *Dielectric Constant*.
- Pick:** Distance between two adjacent crossover points of braid filaments. The measurement in picks per inch indicates the degree of coverage.
- Pico:** A numerical prefix denoting one-millionth of one-millionth (10^{-12}).
- Picofarad:** One-millionth of one-millionth of a farad. A micromicrofarad or picofarad (abbreviation pf). (See $\mu\mu F$).
- Pigtail Wire:** Fine-stranded, extra-flexible, rope-lay lead wire attached to a shield for terminating purposes.
- Pitch Diameter:** Diameter of a circle passing through the center of the conductors in any layer of a multiconductor cable.
- Pitch:** In flat cable, the nominal distance between the index edges of two adjacent conductors.
- Plain Conductor:** A conductor consisting of only one metal.
- Plain Weave:** A weave used on woven cables. Threads between the wires act as binders and give the cable lateral stiffness and linear flexibility. Also called Standard and Square Weave.
- Planetary Cabler:** A cabler capable of laying down any number of shielded overbraided or jacketed singles, pairs, called groups, or any combination of them in sequence.
- Planetary Twister:** A twisting machine whose payoff spools are mounted in rotating cradles that hold the axis of the spool in a fixed direction as the spools are revolved so the wire will not kink as it is twisted.
- Plastic Deformation:** Change in dimensions under load that is not recovered when the load is removed.
- Plasticizer:** A chemical agent added to plastics to make them softer and more pliable.

Glossary

- Plenum:** The air return path of a central air handling system, either ductwork or open space over a suspended ceiling.
- Plenum Cable:** Cable approved by a recognized agency such as UL for installation in plenums without the need for conduit.
- Plug:** The part of the two mating halves of a connector which is movable when not fastened to the other mating half.
- Ply:** The number of individual strands or filaments twisted together to form a single thread.
- Point-to-Point Wiring:** An interconnecting technique wherein the connections between components are made by wires routed between connecting points.
- Polarization:** The orientation of a flat cable or a rectangular connector.
- Polychloroprene:** Chemical name for neoprene.
- Polyester:** Polyethylene terephthalate extensively as a moisture resistant cable core wrap.
- Polyethylene:** A thermoplastic material having excellent electrical properties.
- Polyhalocarbon:** A general name for polymers containing halogen atoms. The halogens are fluorine, chlorine, bromine and iodine.
- Polymer:** A material of high molecular weight formed by the chemical union of monomers.
- Polyolefin:** Any of the polymers and copolymers of the ethylene family of hydrocarbons.
- Polypropylene:** A thermoplastic similar to polyethylene but stiffer and having higher softening point (temperature); excellent electrical properties.
- Polyurethane:** Class of polymers known for good abrasion and solvent resistance (may be applied in solid or cellular form).
- Polyvinyl Chloride:** A general-purpose thermoplastic widely used for wire and cable insulations and jackets.
- Porosity:** Multiple voids in an insulation cross-section.
- Potting:** The sealing of a cable termination or other component with a liquid which thermosets into an elastomer.
- Power Cables:** Cables of various sizes construction and insulation, single- or multi-conductor, designed to distribute primary power to various types of equipment.
- Power Factor:** The ratio of resistance to impedance. The ratio of the actual power of an alternating current to apparent power. Mathematically the cosine of the angle between the voltage applied and the current resulting.
- Pre-Bond:** Stranded wire which has been fused, topcoat-tinned, or overcoat-tinned.
- Primary Insulation:** The first layer of non-conductive material applied over a conductor whose prime function is to act as electrical insulation.
- Primary:** The transformer winding which receives the energy from a supply circuit.
- Printed Wiring:** A printed circuit intended to provide point-to-point electrical connections.
- Programming:** Ability to select various circuit patterns by interconnecting appropriate contacts on one side of a connector plug or panel.
- Propagation Delay:** Time delay between input and output of signal.
- Propagation Time:** Time required for a wave to travel between two points on a transmission line.
- Proximity Effect:** Nonuniform current distribution over the cross-section of a conductor caused by the variation of the current in a neighboring conductor.
- Pulling Eye:** A device used to pull cable into or from a duct.
- Pulse:** Energy which changes abruptly from an intensity to another. May be light energy or electrical energy.
- Pulse Cable:** A type of coaxial cable constructed to transmit repeated high-voltage pulses without degradation.
- Quad:** A series of four separately insulated conductors, generally twisted together in pairs. Also, a series-parallel combination of transistors with increased reliability because failure of one transistor will not disable the entire circuit.
- Quadders:** Three-bay machines which can twist four wires together and cable braided and shielded wires with varying lay lengths.
- Rated Voltage:** The maximum voltage at which an electrical component can be operated for extended periods without undue degradation or safety hazard.
- R-F:** Radio-frequency.
- REA:** Abbreviation for Rural Electrification Administration.
- RG/U:** General utility-grade military coaxial cable.
- Random Winding:** A winding in rotating equipment wherein the wires do not lie in an even pattern.
- Reactance:** The opposition offered to the flow of alternating current by inductance or capacitance of a compound or circuit.
- Red Plaque:** A powdery, brown-red growth found on silvercoated copper conductors and shield braids.
- Redraw:** The consecutive drawing of wire through a series of dies to reach a desired wire size.
- Reducing Joint:** A joint between two lengths of cable where the conductors are not the same size.
- Reel:** A revolvable flanged device made of wood metal, used for winding flexible metal wire or cable.
- Reflection Loss:** The part of a signal which is lost due to reflection of power at a line discontinuity.
- Reinforced Sheath:** The outermost covering of a cable that has cable sheath constructed in layers with the addition of a reinforcing material, usually a braided fiber, molded in place between layers.
- Remanence:** The magnetic induction that remains in a magnetic circuit after the removal of an applied magnetomotive force.
- Resistance:** A measure of the difficulty in moving electrical current through a medium when voltage is applied. It is measured in ohms.
- Resistive Conductor:** A conductor with high electric resistance.
- Restriction on Hazardous Substances (RoHS):** The European Commission's Directive 2002/95/EC, adopted January 27, 2003, also known as "RoHS," which restricts the use of certain hazardous substances in electrical and electronic equipment.
- Retractable Cord:** A cord having specially treated insulation or jacket so that it will retract.
- Return Wire:** A ground wire or the negative wire in a direct-current circuit.

Glossary

- Ribbon Cable:** A flat cable of individually insulated conductors lying parallel and held together by means of adhesive or woven textile yarn.
- Ridge Marker:** One or more ridges running laterally along the outer surface of a plastic-insulated wire for purposes of identification.
- Rigid Bay:** Cabling equipment that maintains component sequence, and can produce cables with distinct layers.
- Rigid Coaxial Cable:** Nonflexible coaxial cable, usually a metal tube-armored coaxial cable.
- Ring Tongue:** A solderless terminal that connects wire to a stud.
- Ringling Out:** Locating or identifying specific conductive paths by passing current through selected conductors.
- Rip-Cord:** Two or more insulated conductors in a parallel configuration which may be separated to leave the insulation of each conductor intact.
- Rope Concentric:** A group of standard conductors assembled in a concentric manner.
- Rope Lay Conductor:** A conductor composed of a central core surrounded by one or more layers of helically laid groups of wires.
- Rope Unilay:** A group of stranded conductors assembled in a unilay manner.
- Round Wire Shields:** Shields constructed from bare, tinned or silver-plated copper wire that include braided, spiral and reverse spiral.
- Rubber (Wire Insulation):** Term used to describe wire insulations made of thermosetting elastomers, occur naturally or may be made synthetically.
- Rulan:** DuPont's trade name for their flame-retardant polyethylene insulating material.
- S:** Heavy-duty, rubber-insulated portable cord. Stranded copper conductors with separator and individual rubber insulation. Two or more color-coded conductors cabled with filler wrapped with separator and rubber jacketed overall. 600V.
- SAE:** Society of Automotive Engineers.
- SANZ:** Standards Association of New Zealand.
- SBR:** Copolymer of styrene and butadiene. Most commonly used type of synthetic rubber.
- Secondary Insulation:** A nonconductive material that protects the conductor against abrasion and provides a second electrical barrier.
- Segmental Conductor:** A stranded conductor consisting of three or more stranded conducting elements, each element having approximately the shape of the sector of a circle, assembled to give a substantially circular cross-section.
- Selenium Cure:** Process used to cure neoprene and rubber-jacketed wires and cables.
- Self-Extinguishing:** Characteristic of a material whose flame is extinguished after the igniting flame source is removed.
- Semi-Conducting Jacket:** A jacket having a sufficiently low resistance so that its outer surface can be kept at substantially ground potential.
- Semi-Rigid:** A cable containing a flexible inner core and a relatively inflexible sheathing.
- Semi-Solid:** An insulation cross-section having a partially open space between the conductor and the insulation perimeter.
- SEMKO:** Approval agency for Sweden.
- Separator:** A layer of insulating material which is placed between a conductor and its dielectric, between a cable jacket and the components it covers or between various components of a multiple-conductor cable.
- Serve:** A filament or group of filaments such as fibers or wires, wound around a central core.
- Serving:** A wrapping applied over the core of a cable or over a wire.
- Sheath:** The outer covering or jacket of a multi-conductor cable.
- Shield Coverage:** Amount of outer cable covered by the shielding material.
- Shield Effectiveness:** The ability of a shield to screen out undesirable signals.
- Shield:** In cables, a metallic layer placed around a conductor or group of conductors to prevent electrostatic or electromagnetic interference between the enclosed wires or external fields.
- Shielded Line:** A transmission line whose elements confine propagated radio waves to an essentially finite space inside a tubular conducting surface called the sheath, thus preventing the line from radiating radio waves.
- Shielded-Type Cable:** A cable in which the surface of the insulation is at ground potential.
- Shunt Wire:** A conductor joining two parts of an electric circuit to divert part of the current.
- Signal:** A current used to convey information, either digital, analog, audio or video.
- Silicone:** A material made from silicon and oxygen. Can be in thermosetting elastomer or liquid form. The thermosetting elastomer form is noted for high heat resistance.
- Silicone Treating:** A silicone liquid treatment applied to insulated conductors to allow for easy jacket stripping.
- Single-Faced Tape:** Fabric tape finished on one side with a rubber or synthetic compound.
- Sizing:** Applying a material to a surface to fill pores.
- SJ:** Junior hard-service, rubber-insulated pendant or portable cord. Same construction as type S, but 300V. Jacket thickness different.
- SJO:** Same as SJ, but Carolprene®, oil-resistant compound outer jacket. Can also be made "water-resistant." 300V, 60°C.
- SJT:** Junior hard-service thermoplastic or rubber-insulated conductors with overall thermoplastic jacket. 300V, 60°C to 105°C.
- SJTO:** Same as SJT but oil-resistant thermoplastic outer jacket. 60°C.
- SJOO:** Same as SJO with oil-resistant insulation.
- SJOOW:** Same as SJOO with the added UL + CSA Approval for outdoor use and water resistance.
- Skeleton Braid:** Widely separated braid of fiber copper, or steel, used to hold core together, for reinforcing jacket or for shielding.
- Skin Tape:** Filled tape coated on one or both sides with a thin film of uncured rubber or synthetic compound to produce a coating suitable for vulcanization.
- Skin Effect:** The tendency of alternating current as its frequency increases, to travel only on the surface of a conductor.

Glossary

- Sleeve:** A braided, knifed or woven tube used over wires or components as insulation tubing. Also called sleeving.
- Solid Conductor:** A conductor consisting of a single wire.
- SO:** Hard-service cord, same construction as type S except oil-resistant Carolprene® jacket. 600V, 60° to 90°C
- SOO:** Same as SO with oil-resistant insulation.
- SOOW:** Same as SOO with the added UL + CSA Approval for outdoor use and water resistance.
- SOW:** Same as SO with the added UL and CSA approval for outdoor use and water resistance.
- SP-1:** All-rubber, parallel-jacketed two-conductor light-duty cord for pendant or portable use in damp locations. 300V.
- SP-2:** Same as SP-1, but heavier construction, with or without third conductor for grounding purposes. 300V.
- SP-3:** Same as SP-2 but heavier construction for refrigerators or room air conditioners. 300V.
- SPT-1:** Same as SP-1, except all-thermoplastic. 300V. With or without third conductor for grounding.
- SPT-2:** Same as SP-2 except all-thermoplastic. 300V. With or without third conductor for grounding.
- SPT-3:** Same as SP-3, except all-thermoplastic. 300V. With or without third conductor for grounding.
- Span:** In flat conductors, distance between the reference edge of the first and the last conductor. In round conductors, distance between centers of the first and last conductors.
- Spark Test:** A test designed to locate pin-holes in the insulation of a wire or cable by application of a voltage for a very short period of time while the wire is being drawn through the electrode field.
- Specific Gravity:** The ratio of the density (mass per unit volume) of a material to that of water.
- Spiral Shield:** A metallic shield of fine-stranded wires applied spirally rather than braided.
- Spiral Stripe:** A color-coding stripe applied helically to the surface of an insulated wire or cable.
- Spiral Wrap:** The helical wrap of a tape or thread over a core.
- Splice:** A connection of two or more conductors or cables to provide good mechanical strength as well as good conductivity.
- SRD:** Portable range or dryer cable. Three or four rubber-insulated conductors with rubber or neoprene jacket, flat or round construction. 300V, 60°C.
- SRDT:** Same as SRD, except all-thermoplastic with a maximum temperature of 90°C.
- ST:** Hard-service cord, jacketed, same as type S except all-plastic construction. 600 V, 60°C to 105°C.
- Standing Wave Ratio:** In a transmission line, waveguide or analogous system, a figure of merit used to express the efficiency of the system in transmitting power.
- Stay Cord:** A component of a cable used to anchor the cable ends at their points of termination and to keep any pull of the cable from being transferred to the electrical connections.
- STO:** Same as ST but with oil-resistant thermoplastic outer jacket. 600 V, 60°C.
- Strand:** One of the wires of any stranded conductor.
- Strand Lay:** The distance of advance of one strand of a spirally stranded conductor, in one turn, measured axially.
- Stranded Conductor:** A conductor composed of groups of wires twisted together.
- Strap:** Square- or rectangular-section bare conductor manufactured and used in coil form.
- Strip:** To remove insulation from a cable.
- Structural Return Loss:** Backward-reflected energies from uneven parts of the cable structure are termed structural return loss.
- Surface Resistivity:** The resistance of a material between two opposite sides of a unit square of its surface. It is usually expressed in ohms.
- SV:** Vacuum cleaner cord two- or three-conductor rubber-insulated. Overall rubber jacket. For light duty in damp locations. 300 V, 60°C.
- SVO:** Same as SV except Carolprene jacket, 300 V, 60°C.
- SVT:** Same as SV except all-plastic construction. With or without third conductor for grounding purposes only. 300 V, 60°C to 90°C.
- Sweep Test:** A test given to check attenuation by oscilloscope, as in coaxial cable.
- TEW:** Canadian Standard Association type appliance wires. Solid or stranded single-conductor, plastic-insulated. 600 V, 105°C.
- TF:** Fixture wire, thermoplastic-covered solid or 7- strands. 60°C.
- TFE:** Teflon® (tetrafluoroethylene).
- TFF:** Same as TF but flexible stranding. 60°C.
- THHN:** 90°C, 600 V nylon jacketed building wire.
- THW:** Thermoplastic vinyl-insulated building wire. Flame-retardant, moisture- and heat-resistant. 75°C. Dry and wet locations.
- THWN:** Same as THW but with nylon jacket overall. 75°C.
- TW:** Thermoplastic vinyl-jacketed building wire, moisture-resistant 60°C.
- Take-Up:** The process of accumulating wire or cable onto a reel, bobbin or some other type of pack. Also, the device for pulling wire or cable through a piece of equipment or machine.
- Tank Test:** A voltage dielectric test in which the test sample is submerged in water and voltage is applied between the conductor and water as ground.
- Tape:** A relatively narrow woven or cut strip of fabric, paper or film material.
- Tape Cable:** A form of multiple-conductor consisting of parallel metal strips imbedded in insulating material.
- Tape Wrap:** A spirally applied tape over an insulated or uninsulated wire.
- Taped Insulation:** Insulation of helically wound tapes applied over a conductor or over an assembled group of insulated conductors.
- Taping:** Process of insulating continuous-length, large-diameter wires with tape of nonextrudable materials.
- Tear Strength:** The force required to initiate or continue a tear in a material under specified conditions.

Glossary

- Teflon®:** DuPont's trade name for fluorocarbon resins. FEP, PFA and TFE are typical materials.
- Tefzel:** DuPont's trade name for a fluorocarbon material typically used as a wire wrap insulation.
- Telemetry Cable:** Cable used for transmission of information from instruments to the peripheral recording equipment.
- Temperature Rating:** The maximum temperature at which an insulating material may be used in continuous operation without loss of its basic properties.
- Tensile Strength:** The pull stress required to break a given specimen.
- Tension Member:** A member included in a fiber cable to add tensile strength.
- Terminals:** Metal wire termination devices designed to handle one or more conductors, and to be attached to a board bus or block with mechanical fasteners or clipped on.
- Test Lead:** A flexible, insulated lead wire used for making tests, connecting instruments to a circuit temporarily or for making temporary electrical connections.
- Textile Braid:** Any braid made from threads of cotton, silk or synthetic fibers.
- Thermal Aging:** Exposure to a thermal condition or programmed series of conditions for predescribed periods of time.
- Thermocouple Lead Wire:** An insulated pair of wires used from the couple to a junction box.
- Thermoplastic:** A material which softens when heated and becomes firm on cooling.
- Thermoset:** A material which hardens or sets when heat is applied, and which, once set cannot be resoftened by heating. The application of heat is called "curing."
- Three-Phase Current:** Current delivered through three wires, with each wire serving as a return for the other two.
- Three-Phase Three-Wire System:** An alternating current supply system comprising three conductors over which three-phase power is sent.
- Three-Wire System:** A d-c or single-phase a-c system comprising three conductors, one of which is maintained at a potential midway between the potential of the other two.
- Tin Overcoat (TOC):** Tinned copper wire stranded, then coated with pure tin.
- Tinsel Wire:** A low-voltage stranded wire with each strand a very thin conductor ribbon spirally wrapped around a textile yarn.
- Topcoat:** Bare (untinned) copper wire, stranded then coated with pure tin.
- Tracer:** A means of identifying polarity.
- Transmission:** Transfer of electric energy from one location to another through conductors or by radiation or induction fields.
- Transmission Cable:** Two or more transmission lines. See *Transmission Line*.
- Transmission Line:** A signal-carrying circuit with controlled electrical characteristics used to transmit high-frequency or narrow-pulse signals.
- Transmission Loss:** The decrease or loss in power during transmission of energy from one point to another. Usually expressed in decibels.
- Transposition:** Interchanging the relative positions of wires to neutralize the effects of induction to or from other circuits or, to minimize interference pickup by the lead-in during reception.
- Tray:** A cable tray system is an assembly of units or sections, and ancillary filings, made of noncombustible materials used to support cables. Cable tray systems include ladders troughs channels, solid bosom trays and similar structures.
- Tray Cable:** A factory-assembled multi-conductor or multipair control cable approved under the National Electrical Code for installation in trays.
- Triaxial:** A three-conductor cable with one conductor in the center, a second circular conductor shield concentric with the first, and third circular conductor shield insulated from and concentric with the first and second, usually with insulation, and over a braid or impervious sheath overall.
- Triboelectric Noise:** Noise generated in a shielded cable due to variations in capacitance between shielding and conductor as the cable is flexed.
- Triple Cable:** A cable composed of three insulated single conductors and one bare conductor all twisted together. It may or may not have a common covering of binding.
- True Concentric:** A cable in which each successive layer has a reversed direction of lay from the preceding layer.
- Tubing:** A tube of extruded nonsupported plastic material.
- Twin Cable:** A pair of insulated conductors twisted, sheathed or held together mechanically and not identifiable from each other in a common covering.
- Twin Coaxial:** A configuration containing two separate complete coaxial cables laid parallel or twisted around each other in one complex.
- Twin Line:** A transmission line which has a solid insulating material, in which the two conductors are placed in parallel to each other.
- Twinner:** A device for twisting together two conductors.
- Twisted Pairs:** A cable composed of two small insulated conductors twisted together without a common covering.
- UF:** Thermoplastic underground feeder and branch circuit cable.
- UHF:** Abbreviation for ultra high frequency, 300 to 3,000 MHz.
- UL:** Underwriters Laboratories, Inc.
- UTE:** Approval agency for France; Union Technique de l'Electricite.
- Unbalanced Line:** A transmission line in which voltages on the two conductors are unequal with respect to ground.
- Unidirectional Concentric Stranding:** A stranding where each successive layer has a different lay length, thereby retaining a circular form without migration of strands from one layer to another.
- Unidirectional Stranding:** A term denoting that in a stranded conductor, all layers have the same direction of lay.
- Unilay Strand:** A conductor constructed with a central core surrounded by more than one layer of helically-laid wires, with all layers having a common length and direction of lay.
- VDE:** German approval agency.
- VHF:** Abbreviation for very high frequency, 30 to 300 MHz.
- VSWR:** Abbreviation for volume standing wave ratio.

Glossary

VW-1: A flammability rating established by Underwriters Laboratories for wires and cables that pass a specially designed vertical flame test (formerly designated FR-1-).

Velocity of Propagation: The speed of an electrical signal down a length of cable compared to speed in free space expressed as a percent. It is the reciprocal of the square root of the dielectric constant of the cable insulation.

Volt: A unit of electromotive force.

Voltage: The term most often used in place of electromotive force, potential difference or voltage drop to designate the electric pressure that exists between two points and is capable of producing a current when a closed circuit is connected between two points.

Voltage Drop: A term used to express the amount of voltage loss in a conductor of given size and length drawing a given current.

Voltage Rating: The highest voltage that may be continuously applied to a wire in conformance with standards or specifications.

Voltage Standing Wave Ratio (VSWR): The ratio of the maximum effective voltage to the minimum effective voltage measured along the length of a mis-matched radio frequency transmission line.

Volume Resistivity (Specific Insulation Resistance): The electrical resistance between opposite faces of a 1 cm cube of insulating material commonly expressed in ohms/centimeter.

Vulcanization: A chemical reaction in which the physical properties of an elastomer are changed by reacting it with sulfur or other cross-linking agents.

Wall Thickness: The thickness of the applied insulation or jacket.

Water Absorption: A test to determine the water absorbed by a material after a given immersion period.

Waterblocked Cable: A cable constructed with no internal voids in order to allow no longitudinal water passage under a given pressure.

Watt: A unit of electric power.

Wave Length: The distance, measured in the direction of propagation, of a repetitive electrical pulse or waveform between two successive points that are characterized by the same phase of vibration.

Wicking: The longitudinal flow of a liquid in a wire or cable due to capillary action.

Wire: A conductor, either bare or insulated.

Wire Gauge: A system of numerical designation of wire sizes.

Wire Nut: A closed-end splice that is screwed on instead of crimped.

Wire Wrapped Connection: A solderless connection made by wrapping bare wire around a square or rectangular terminal with a power or hand tool.

Wire Wrapping Tools: Portable electric tools and automatic stationary machines used to make solderless wrapped connections of wires to terminals.

Wire and Cable Marker: Device for identification marking of wire and cable.

Wire and Cable Tying, Clamping and Harnessing Devices: Tying faces lacing cords and flexible sleeveings which are used for wire and cable bundling, harnessing and holding. Other devices include plastic ties or clamps, spiral-cut plastic tubing and plastic U-shaped trays or ducts.

Wire and Lead Cutters: Tools for cutting range from plier-type cutters to semiautomatic or fully automatic machines integrated with other wire processing operations such as stripping, forming and terminating.

Wrapper: An insulating barrier applied as a sheet or tape wrapped around a co-I periphery.

XLPE: Crosslinked polyethylene.

Yield Strength: The minimum stress at which a material will start to physically deform without increase in load.

Zytel: DuPont's trade name for nylon resins.

Sections of this glossary are reprinted with permission from December, 1985 issue of **ELECTRI•ONICS** copyright 1985. Lake Publishing Corporation, 17730 W. Peterson Rd., Libertyville, Illinois 60048-0159 U.S.A. Permission to reprint granted to the General Cable Technologies Corporation, no additional reproduction of this Wire and Cable Glossary allowed without permission.

Unit Conversion Factors

Unit Conversion Factors

| UNIT | X CONSTANT | = UNIT | UNIT | X CONSTANT | = UNIT |
|-------------------------------------|--------------|--|--|-----------------|--|
| BTU | 778.0 | foot-pound (ft-lb) | gallons | 3.785332 | liters (l) |
| BTU | 1054.8 | joules | gallons | 0.13368 | cubic foot (ft ³) |
| BTU | 0.293 | watt-hours (w-hr) | gallons | 231.0 | cubic inch (in ³) |
| centimeters (cm) | 0.032808 | feet (ft) | gallons | 3785.332 | cubic centimeter (cm ³) |
| centimeters (cm) | 0.3937 | inches (in) | grams (g) | 15.432 | grains |
| centimeters (cm) | 0.00001 | kilometers (km) | gram/centimeter ³ (gm/cm ³) | 0.0361275 | pounds/in ³ (lb/in ³) |
| centimeters (cm) | 0.010 | meters (m) | horsepower (hp) | 33000.0 | ft-lb/min |
| centimeters (cm) | 10.0 | millimeters (mm) | horsepower (hp) | 550.0 | ft-lb/sec |
| circular mils | 0.00064516 | circular millimeters | horsepower (hp) | 745.7 | watts (w) |
| circular mils | 0.0000007854 | inches ² (in ²) | inch (in) | 0.027178 | yards (yd) |
| circular mils | 0.00050671 | square millimeters (mm ²) | inch (in) | 0.083333 | feet (ft) |
| circular mils | 0.7854 | mils ² | inch (in) | 0.00002540 | kilometer (km) |
| cubic centimeter (cm ³) | 0.000035314 | cubic foot (ft ³) | inch (in) | 0.025400 | meter (m) |
| cubic centimeter (cm ³) | 0.061023 | cubic inch (in ³) | inch (in) | 2.54000514 | centimeter (cm) |
| cubic centimeter (cm ³) | 0.000001 | cubic meter (m ³) | inch (in) | 25.4000514 | millimeter (mm) |
| cubic centimeter (cm ³) | 0.0026417 | gallons | inch (in) | 1000.0 | mils |
| cubic foot (ft ³) | 1728.0 | cubic inch (in ³) | joules | 0.000948 | BTU |
| cubic foot (ft ³) | 28317.016 | cubic centimeter (cm ³) | joules | 10 ⁷ | ergs |
| cubic inch (in ³) | 0.00057870 | cubic feet (ft ³) | liters (l) | 61.0250 | cubic inch (in ³) |
| cubic inch (in ³) | 0.000016387 | cubic meter (m ³) | meters (m) | 1.093611 | yards (yd) |
| cubic inch (in ³) | 16.387162 | cubic centimeter (cm ³) | meters (m) | 3.2808333 | feet (ft) |
| cubic meter (m ³) | 1000000.0 | centimeter (cm) | meters (m) | 39.37 | inch (in) |
| cubic meter (m ³) | 35.314456 | cubic foot (ft ³) | meters (m) | 100.0 | centimeter (cm) |
| cubic meter (m ³) | 264.17 | gallons | miles | 1760.0 | yards (yd) |
| feet (ft) | 0.00018939 | miles | miles | 5280.0 | feet (ft) |
| feet (ft) | 0.33333 | yards (yd) | miles | 1.6093 | kilometer (km) |
| feet (ft) | 12 | inches (in) | millimeters (mm) | 0.0032808 | feet (ft) |
| feet (ft) | 0.00030480 | kilometers (km) | millimeters (mm) | 0.03937 | inch (in) |
| feet (ft) | 0.30480 | meters (m) | millimeters (mm) | 0.001 | meters (m) |
| feet (ft) | 30.480 | centimeters (cm) | millimeters (mm) | 0.01 | centimeters (cm) |
| feet (ft) | 304.80 | millimeters (mm) | millimeters (mm) | 39.3701 | mils |
| feet/pound (ft/lb) | 0.00067197 | meters/grams (m/g) | millimeters (mm) | 1000.0 | microns (u) |
| foot-pound (ft-lb) | 0.001285 | BTU | watts (w) | 44.25 | ft-lb/minute |
| foot-pound (ft-lb) | 1.356 | joules | watts (w) | 0.737562 | ft-lb/sec |
| foot-pound (ft-lb) | 0.1383 | kilogram/meter (kg/m) | watts (w) | 0.001341 | horsepower (hp) |
| | | | watt-hours (w-hr) | 3.41266 | BTU |


Temperature Conversion Chart

To use this chart, find your known temperature (°F or °C) in the shaded column. If the known temperature is in °C and you wish to know its value in °F, move to the adjacent right-hand column. If the known temperature is in °F and you wish to know its value in °C, move to the adjacent left-hand column.

| Temperature Conversion Formulas | |
|---------------------------------|---------------------------------------|
| °C = | $\frac{5}{9} (\text{°F} - 32)$ |
| °F = | $(\frac{9}{5} \times \text{°C}) + 32$ |

| °C | KNOWN TEMP | °F | °C | KNOWN TEMP | °F | °C | KNOWN TEMP | °F | °C | KNOWN TEMP | °F | °C | KNOWN TEMP | °F |
|-------|------------|-------|-------|------------|-------|------|------------|-------|------|------------|-------|------|------------|-------|
| -45.0 | -49.0 | -56.2 | -17.2 | 1.0 | 33.8 | 10.6 | 51.0 | 123.8 | 38.3 | 101.0 | 213.8 | 66.1 | 151.0 | 303.8 |
| -44.4 | -48.0 | -54.4 | -16.7 | 2.0 | 35.6 | 11.1 | 52.0 | 125.6 | 38.9 | 102.0 | 215.6 | 66.7 | 152.0 | 305.6 |
| -43.9 | -47.0 | -52.6 | -16.1 | 3.0 | 37.4 | 11.7 | 53.0 | 127.4 | 39.4 | 103.0 | 217.4 | 67.2 | 153.0 | 307.4 |
| -43.3 | -46.0 | -50.8 | -15.6 | 4.0 | 39.2 | 12.2 | 54.0 | 129.2 | 40.0 | 104.0 | 219.2 | 67.8 | 154.0 | 309.2 |
| -42.8 | -45.0 | -49.0 | -15.0 | 5.0 | 41.0 | 12.8 | 55.0 | 131.0 | 40.6 | 105.0 | 221.0 | 68.3 | 155.0 | 311.0 |
| -42.2 | -44.0 | -47.2 | -14.4 | 6.0 | 42.8 | 13.3 | 56.0 | 132.8 | 41.1 | 106.0 | 222.8 | 68.9 | 156.0 | 312.8 |
| -41.7 | -43.0 | -45.4 | -13.9 | 7.0 | 44.6 | 13.9 | 57.0 | 134.6 | 41.7 | 107.0 | 224.6 | 69.4 | 157.0 | 314.6 |
| -41.1 | -42.0 | -43.6 | -13.3 | 8.0 | 46.4 | 14.4 | 58.0 | 136.4 | 42.2 | 108.0 | 226.4 | 70.0 | 158.0 | 316.4 |
| -40.6 | -41.0 | -41.8 | -12.8 | 9.0 | 48.2 | 15.0 | 59.0 | 138.2 | 42.8 | 109.0 | 228.2 | 70.6 | 159.0 | 318.2 |
| -40.0 | -40.0 | -40.0 | -12.2 | 10.0 | 50.0 | 15.6 | 60.0 | 140.0 | 43.3 | 110.0 | 230.0 | 71.1 | 160.0 | 320.0 |
| -39.4 | -39.0 | -38.2 | -11.7 | 11.0 | 51.8 | 16.1 | 61.0 | 141.8 | 43.9 | 111.0 | 231.8 | 71.7 | 161.0 | 321.8 |
| -38.9 | -38.0 | -36.4 | -11.1 | 12.0 | 53.6 | 16.7 | 62.0 | 143.6 | 44.4 | 112.0 | 233.6 | 72.2 | 162.0 | 323.6 |
| -38.3 | -37.0 | -34.6 | -10.6 | 13.0 | 55.4 | 17.2 | 63.0 | 145.4 | 45.0 | 113.0 | 235.4 | 72.8 | 163.0 | 325.4 |
| -37.8 | -36.0 | -32.8 | -10.0 | 14.0 | 57.2 | 17.8 | 64.0 | 147.2 | 45.6 | 114.0 | 237.2 | 73.3 | 164.0 | 327.2 |
| -37.2 | -35.0 | -31.0 | -9.4 | 15.0 | 59.0 | 18.3 | 65.0 | 149.0 | 46.1 | 115.0 | 239.0 | 73.9 | 165.0 | 329.0 |
| -36.7 | -34.0 | -29.2 | -8.9 | 16.0 | 60.8 | 18.9 | 66.0 | 150.8 | 46.7 | 116.0 | 240.8 | 74.4 | 166.0 | 330.8 |
| -36.1 | -33.0 | -27.4 | -8.3 | 17.0 | 62.6 | 19.4 | 67.0 | 152.6 | 47.2 | 117.0 | 242.6 | 75.0 | 167.0 | 332.6 |
| -35.6 | -32.0 | -25.6 | -7.8 | 18.0 | 64.4 | 20.0 | 68.0 | 154.4 | 47.8 | 118.0 | 244.4 | 75.6 | 168.0 | 334.4 |
| -35.0 | -31.0 | -23.8 | -7.2 | 19.0 | 66.2 | 20.6 | 69.0 | 156.2 | 48.3 | 119.0 | 246.2 | 76.1 | 169.0 | 336.2 |
| -34.4 | -30.0 | -22.0 | -6.7 | 20.0 | 68.0 | 21.1 | 70.0 | 158.0 | 48.9 | 120.0 | 248.0 | 76.7 | 170.0 | 338.0 |
| -33.9 | -29.0 | -20.2 | -6.1 | 21.0 | 69.8 | 21.7 | 71.0 | 159.8 | 49.4 | 121.0 | 249.8 | 77.2 | 171.0 | 339.8 |
| -33.3 | -28.0 | -18.4 | -5.6 | 22.0 | 71.6 | 22.2 | 72.0 | 161.6 | 50.0 | 122.0 | 251.6 | 77.8 | 172.0 | 341.6 |
| -32.8 | -27.0 | -16.6 | -5.0 | 23.0 | 73.4 | 22.8 | 73.0 | 163.4 | 50.6 | 123.0 | 253.4 | 78.3 | 173.0 | 343.4 |
| -32.2 | -26.0 | -14.8 | -4.4 | 24.0 | 75.2 | 23.3 | 74.0 | 165.2 | 51.1 | 124.0 | 255.2 | 78.9 | 174.0 | 345.2 |
| -31.7 | -25.0 | -13.0 | -3.9 | 25.0 | 77.0 | 23.9 | 75.0 | 167.0 | 51.7 | 125.0 | 257.0 | 79.4 | 175.0 | 347.0 |
| -31.1 | -24.0 | -11.2 | -3.3 | 26.0 | 78.8 | 24.4 | 76.0 | 168.8 | 52.2 | 126.0 | 258.8 | 80.0 | 176.0 | 348.8 |
| -30.6 | -23.0 | -9.4 | -2.8 | 27.0 | 80.6 | 25.0 | 77.0 | 170.6 | 52.8 | 127.0 | 260.6 | 80.6 | 177.0 | 350.6 |
| -30.0 | -22.0 | -7.6 | -2.2 | 28.0 | 82.4 | 25.6 | 78.0 | 172.4 | 53.3 | 128.0 | 262.4 | 81.1 | 178.0 | 352.4 |
| -29.4 | -21.0 | -5.8 | -1.7 | 29.0 | 84.2 | 26.1 | 79.0 | 174.2 | 53.9 | 129.0 | 264.2 | 81.7 | 179.0 | 354.2 |
| -28.9 | -20.0 | -4.0 | -1.1 | 30.0 | 86.0 | 26.7 | 80.0 | 176.0 | 54.4 | 130.0 | 266.0 | 82.2 | 180.0 | 356.0 |
| -28.3 | -19.0 | -2.2 | -0.6 | 31.0 | 87.8 | 27.2 | 81.0 | 177.8 | 55.0 | 131.0 | 267.8 | 82.8 | 181.0 | 357.8 |
| -27.8 | -18.0 | -0.4 | 0.0 | 32.0 | 89.6 | 27.8 | 82.0 | 179.6 | 55.6 | 132.0 | 269.6 | 83.3 | 182.0 | 359.6 |
| -27.2 | -17.0 | 1.4 | 0.6 | 33.0 | 91.4 | 28.3 | 83.0 | 181.4 | 56.1 | 133.0 | 271.4 | 83.9 | 183.0 | 361.4 |
| -26.7 | -16.0 | 3.2 | 1.1 | 34.0 | 93.2 | 28.9 | 84.0 | 183.2 | 56.7 | 134.0 | 273.2 | 84.4 | 184.0 | 363.2 |
| -26.1 | -15.0 | 5.0 | 1.7 | 35.0 | 95.0 | 29.4 | 85.0 | 185.0 | 57.2 | 135.0 | 275.0 | 85.0 | 185.0 | 365.0 |
| -25.6 | -14.0 | 6.8 | 2.2 | 36.0 | 96.8 | 30.0 | 86.0 | 186.8 | 57.8 | 136.0 | 276.8 | 85.6 | 186.0 | 366.8 |
| -25.0 | -13.0 | 8.6 | 2.8 | 37.0 | 98.6 | 30.6 | 87.0 | 188.6 | 58.3 | 137.0 | 278.6 | 86.1 | 187.0 | 368.6 |
| -24.4 | -12.0 | 10.4 | 3.3 | 38.0 | 100.4 | 31.1 | 88.0 | 190.4 | 58.9 | 138.0 | 280.4 | 86.7 | 188.0 | 370.4 |
| -23.9 | -11.0 | 12.2 | 3.9 | 39.0 | 102.2 | 31.7 | 89.0 | 192.2 | 59.4 | 139.0 | 282.2 | 87.2 | 189.0 | 372.2 |
| -23.3 | -10.0 | 14.0 | 4.4 | 40.0 | 104.0 | 32.2 | 90.0 | 194.0 | 60.0 | 140.0 | 284.0 | 87.8 | 190.0 | 374.0 |
| -22.8 | -9.0 | 15.8 | 5.0 | 41.0 | 105.8 | 32.8 | 91.0 | 195.8 | 60.6 | 141.0 | 285.8 | 88.3 | 191.0 | 375.8 |
| -22.2 | -8.0 | 17.6 | 5.6 | 42.0 | 107.6 | 33.3 | 92.0 | 197.6 | 61.1 | 142.0 | 287.6 | 88.9 | 192.0 | 377.6 |
| -21.7 | -7.0 | 19.4 | 6.1 | 43.0 | 109.4 | 33.9 | 93.0 | 199.4 | 61.7 | 143.0 | 289.4 | 89.4 | 193.0 | 379.4 |
| -21.1 | -6.0 | 21.2 | 6.7 | 44.0 | 111.2 | 34.4 | 94.0 | 201.2 | 62.2 | 144.0 | 291.2 | 90.0 | 194.0 | 381.2 |
| -20.6 | -5.0 | 23.0 | 7.2 | 45.0 | 113.0 | 35.0 | 95.0 | 203.0 | 62.8 | 145.0 | 293.0 | 90.6 | 195.0 | 383.0 |
| -20.0 | -4.0 | 24.8 | 7.8 | 46.0 | 114.8 | 35.6 | 96.0 | 204.8 | 63.3 | 146.0 | 294.8 | 91.1 | 196.0 | 384.8 |
| -19.4 | -3.0 | 26.6 | 8.3 | 47.0 | 116.6 | 36.1 | 97.0 | 206.6 | 63.9 | 147.0 | 296.6 | 91.7 | 197.0 | 386.6 |
| -18.9 | -2.0 | 28.4 | 8.9 | 48.0 | 118.4 | 36.7 | 98.0 | 208.4 | 64.4 | 148.0 | 298.4 | 92.2 | 198.0 | 388.4 |
| -18.3 | -1.0 | 30.2 | 9.4 | 49.0 | 120.2 | 37.2 | 99.0 | 210.2 | 65.0 | 149.0 | 300.2 | 92.8 | 199.0 | 390.2 |
| -17.8 | 0.0 | 32.0 | 10.0 | 50.0 | 122.0 | 37.8 | 100.0 | 212.0 | 65.6 | 150.0 | 302.0 | 93.3 | 200.0 | 392.0 |

Cord Technical Information



As applications become more intricate, specifying wire and cable products to meet commercial, industrial and specialty requirements has become more time-consuming and complex.

Today’s designers, installers and contractors must be aware not only of general power transmission types but also of the myriad of materials available to meet specific environmental and electrical performance criteria.

This technical section is presented to aid in the selection of cord products to best suit specific designs and applications.

For technical issues and questions, please contact your local General Cable distributor, your retailer or your Inside Sales Representative.

| Index | Page |
|---|------|
| AWG to Metric Conversion Chart | 93 |
| Common Wire Conductor Stranding | 93 |
| Bend Radius Calculation per ICEA | 93 |
| Class K Copper Stranding | 94 |
| Class M Copper Stranding | 95 |
| Installation — Training and Bending Limitations | 96 |
| Cord Product Coding System | 96 |
| Voltage Drop Calculations | 97 |
| Insulation and Jacket Properties | 98 |
| Government and Military Wire and Cable Specifications | 99 |

AWG to Metric Conversion Chart

| SIZE (AWG) | mm ² | SIZE (AWG) | mm ² |
|------------|-----------------|------------|-----------------|
| 18 | 0.82 | 1/0 | 53.5 |
| 16 | 1.31 | 2/0 | 64.4 |
| 14 | 2.08 | 3/0 | 85.0 |
| 12 | 3.31 | 4/0 | 107.0 |
| 10 | 5.26 | 250 | 127.0 |
| 9 | 6.63 | 300 | 152.0 |
| 8 | 8.37 | 350 | 177.0 |
| 6 | 13.30 | 500 | 253.0 |
| 4 | 21.15 | 600 | 304.0 |
| 2 | 33.62 | 750 | 380.0 |
| 1 | 42.40 | 1000 | 507.0 |

Common Wire Conductor Stranding

| STRANDING CLASS | 14-2 AWG | 1-4/0 AWG | 250 MCM - 500 MCM |
|-----------------|--|-----------|-------------------|
| B | 7 STR | 19 STR | 37 STR |
| C | 19 STR | 37 STR | 61 STR |
| D | 37 STR | 61 STR | 91 STR |
| G | 49 STR | 133 STR | 259 STR |
| H | 133 STR | 259 STR | 427 STR |
| I | All sizes use 24 AWG wires All sizes use 30 AWG wires All sizes use 34 AWG wires | | |
| K | | | |
| M | | | |

Bend Radius Calculation per ICEA

Bend Radius = 6 x nominal OD (typically in inches)

Applies to the following cable types:

| | |
|----|--------------------------------|
| SJ | G-GC |
| SO | Welding |
| W | Stage Lighting & Entertainment |
| G | |

Class K Copper Stranding

| Size | Rope-Lay with Bunch Stranding | | Bunch Stranding | | Weight |
|--------------|--------------------------------|---------------------|--------------------------------|-----------------------|---------------|
| AWG or kcmil | Nominal Number of 30 AWG Wires | Strand Construction | Nominal Number of 30 AWG Wires | Approx. O.D. (inches) | lbs./1000 ft. |
| 1,000 | 10,101 | 37 x 7 x 39 | 10,101 | 1.419 | 3,270 |
| 900 | 9,065 | 37 x 7 x 35 | 9,065 | 1.323 | 2,935 |
| 800 | 7,980 | 19 x 7 x 60 | 7,980 | 1.305 | 2,585 |
| 750 | 7,581 | 19 x 7 x 57 | 7,581 | 1.276 | 2,455 |
| 700 | 6,916 | 19 x 7 x 52 | 6,916 | 1.207 | 2,240 |
| 650 | 6,517 | 19 x 7 x 49 | 6,517 | 1.166 | 2,110 |
| 600 | 5,985 | 19 x 7 x 45 | 5,985 | 1.125 | 1,940 |
| 550 | 5,453 | 19 x 7 x 41 | 5,453 | 1.056 | 1,765 |
| 500 | 5,054 | 19 x 7 x 38 | 5,054 | 0.988 | 1,635 |
| 450 | 4,522 | 19 x 7 x 34 | 4,522 | 0.933 | 1,465 |
| 400 | 3,990 | 19 x 7 x 30 | 3,990 | 0.878 | 1,290 |
| 350 | 3,458 | 19 x 7 x 26 | 3,458 | 0.809 | 1,120 |
| 300 | 2,989 | 7 x 7 x 61 | 2,989 | 0.768 | 960 |
| 250 | 2,499 | 7 x 7 x 51 | 2,499 | 0.682 | 802 |
| 4/0 | 2,107 | 7 x 7 x 43 | 2,107 | 0.627 | 676 |
| 3/0 | 1,666 | 7 x 7 x 34 | 1,666 | 0.533 | 535 |
| 2/0 | 1,323 | 7 x 7 x 27 | 1,323 | 0.470 | 425 |
| 1/0 | 1,064 | 19 x 56 | 1,064 | 0.451 | 338 |
| 1 | 836 | 19 x 44 | 836 | 0.397 | 266 |
| 2 | 665 | 19 x 35 | 665 | 0.338 | 211 |
| 3 | 532 | 19 x 28 | 532 | 0.304 | 169 |
| 4 | 420 | 7 x 60 | 420 | 0.272 | 132 |
| 5 | 336 | 7 x 48 | 336 | 0.235 | 106 |
| 6 | 266 | 7 x 38 | 266 | 0.202 | 84 |
| 7 | 210 | 7 x 30 | 210 | 0.179 | 66 |
| 8 | 168 | 7 x 24 | 168 | 0.157 | 53 |
| 9 | 133 | 7 x 19 | 133 | 0.146 | 42 |
| 10 | – | – | 104 | 0.126 | 32.5 |
| 12 | – | – | 65 | 0.101 | 20.3 |
| 14 | – | – | 41 | 0.078 | 12.8 |
| 16 | – | – | 26 | 0.060 | 8.0 |
| 18 | – | – | 16 | 0.048 | 5.0 |
| 20 | – | – | 10 | 0.038 | 3.2 |

Sources: ASTM B172 Specification for Rope-Lay-Stranded Copper Conductors Having Bunch-Stranded Members and ICEA S-68-516 (NEMA WC8).

Class M Copper Stranding

| Size | Rope-Lay with Bunch Stranding | | Bunch Stranding | | Weight |
|--------------|--------------------------------|---------------------|--------------------------------|-----------------------|---------------|
| AWG or kcmil | Nominal Number of 34 AWG Wires | Strand Construction | Nominal Number of 34 AWG Wires | Approx. O.D. (inches) | lbs./1000 ft. |
| 1,000 | 25,193 | 61 x 7 x 59 | 25,193 | 1.404 | 3,240 |
| 900 | 22,631 | 61 x 7 x 53 | 22,631 | 1.331 | 2,910 |
| 800 | 20,069 | 61 x 7 x 47 | 20,069 | 1.256 | 2,580 |
| 750 | 18,788 | 61 x 7 x 44 | 18,788 | 1.207 | 2,415 |
| 700 | 17,507 | 61 x 7 x 41 | 17,507 | 1.183 | 2,250 |
| 650 | 16,226 | 61 x 7 x 38 | 16,226 | 1.133 | 2,085 |
| 600 | 14,945 | 61 x 7 x 35 | 14,945 | 1.084 | 1,920 |
| 550 | 13,664 | 61 x 7 x 32 | 13,664 | 1.035 | 1,755 |
| 500 | 12,691 | 37 x 7 x 49 | 12,691 | 0.997 | 1,630 |
| 450 | 11,396 | 37 x 7 x 44 | 11,396 | 0.940 | 1,465 |
| 400 | 10,101 | 37 x 7 x 39 | 10,101 | 0.901 | 1,300 |
| 350 | 8,806 | 37 x 7 x 34 | 8,806 | 0.825 | 1,130 |
| 300 | 7,581 | 19 x 7 x 57 | 7,581 | 0.768 | 975 |
| 250 | 6,384 | 19 x 7 x 48 | 6,384 | 0.713 | 821 |
| 4/0 | 5,320 | 19 x 7 x 40 | 5,320 | 0.645 | 684 |
| 3/0 | 4,256 | 19 x 7 x 32 | 4,256 | 0.576 | 547 |
| 2/0 | 3,325 | 19 x 7 x 25 | 3,325 | 0.508 | 427 |
| 1/0 | 2,646 | 7 x 7 x 54 | 2,646 | 0.423 | 337 |
| 1 | 2,107 | 7 x 7 x 43 | 2,107 | 0.376 | 268 |
| 2 | 1,666 | 7 x 7 x 34 | 1,666 | 0.337 | 212 |
| 3 | 1,323 | 7 x 7 x 27 | 1,323 | 0.305 | 169 |
| 4 | 1,064 | 19 x 56 | 1,064 | 0.269 | 134 |
| 5 | 836 | 19 x 44 | 836 | 0.240 | 105 |
| 6 | 665 | 19 x 35 | 665 | 0.215 | 84 |
| 7 | 532 | 19 x 28 | 532 | 0.196 | 67 |
| 8 | 420 | 7 x 60 | 420 | 0.162 | 53 |
| 9 | 336 | 7 x 48 | 336 | 0.146 | 42 |
| 10 | 259 | 7 x 37 | 259 | 0.126 | 32.5 |
| 12 | 168 | 7 x 24 | 168 | 0.101 | 21.0 |
| 14 | – | – | 104 | 0.078 | 12.8 |
| 16 | – | – | 65 | 0.060 | 8.0 |
| 18 | – | – | 41 | 0.048 | 5.0 |
| 20 | – | – | 26 | 0.038 | 3.2 |

Sources: ASTM B172 Specification for Rope-Lay-Stranded Copper Conductors Having Bunch-Stranded Members and ICEA S-68-516 (NEMA WC8).

Installation — Training and Bending Limitations

Physical Limitations Training and Bending

Overview

Training is the positioning of cable when it is not under tension. Bending is the positioning of cable when it is under tension. When installing cable, the object is to limit the mechanical forces so that the cable's physical and electrical characteristics are maintained for the expected service life. Bends in conductors, multiconductor cables or assemblies of conductors shall be made so that the cable will not be damaged.

A nonshielded cable can tolerate a sharper bend than a shielded cable. This is especially true for cables having helically applied metallic shielding tapes which, when bent too sharply, can separate or buckle and cut into the insulation. Remember that offsets are bends.

The problem is compounded by the fact that most tapes are under jackets that conceal such damage. The extruded polymers used for insulation shields have sufficient conductivity and coverage initially to pass acceptance testing, then fail prematurely due to corona at the shield/insulation interface.

Minimum Bending Radius in Accordance with National Electric Code

| Voltage | Conductors | Shielding | Cable Types | Minimum Bending Radius as a Multiple of Conductor/Assembly Diameter | | |
|-----------------|-------------------------------|-------------|-------------|---|---------------------------------------|---------------------|
| | | | | 1 in. (25 mm) or less | Over 1 in. to 2 in. (>25 mm to 50 mm) | Over 2 in. (>50 mm) |
| 600 V | Single | Nonshielded | All | 5X | | |
| 601-2000 V | | | All | 8X | | |
| 600 V or 2000 V | Multiconductor or Multiplexed | Nonshielded | TC or TC-ER | 4X | 5X | 6X |
| | | | | MC ¹ | 7X | |
| | | | Shielded | All | 12X | |
| | | TC or TC-ER | | 12X | | |
| | | MC | | 12X/7X ¹ | | |

¹ Per 330.24B Interlocked-Type Armor or Corrugated Sheath.

Cord Product Coding System

Cord Packaging and Color Codes

Example:

02725.41.01

Product Number

Packaging Code Identification Numbers

| CODE | PACKAGING | CODE | PACKAGING |
|-------|-------------|------|------------|
| 15/R5 | 250' Spool | 41 | 1000' Reel |
| 18/R8 | 500' Spool | 43 | 2000' Reel |
| 21 | 1000' Spool | 44 | 2500' Reel |
| 24 | 2500' Spool | 46 | 5000' Reel |
| 35 | 250' Reel | 85 | 250' Coil |
| 38 | 500' Reel | 99 | LL Reel |
| 40 | LL Reel | XX | Shorts |

Jacket Color Code Identification Numbers

| CODE | COLOR | CODE | COLOR |
|------|--------|------|------------|
| 01 | Black | 07 | Blue |
| 02 | White | 08 | Brown |
| 03 | Red | 10 | Gray |
| 04 | Orange | 13 | Pink |
| 05 | Yellow | 19 | Purple |
| 06 | Green | 77 | Light Blue |



Voltage Drop Calculations

To Find Volts Lost:

1. Multiply current (amperes) by the distance (feet in one conductor) by the figure in the table below for the type of system and wire used.
2. Place a decimal in front of the last six figures.
3. The result is number of volts lost.

Note: For AC 3 Phase Current Voltage Drop obtained is phase-to-phase.

| WIRE SIZE | POWER FACTOR % | AC SINGLE PHASE | AC THREE PHASE | DC | WIRE SIZE | POWER FACTOR % | AC SINGLE PHASE | AC THREE PHASE | DC |
|----------------|----------------|-----------------|----------------|------|-------------------|----------------|-----------------|----------------|-----|
| 14 AWG | 100 | 5880 | 5090 | 5880 | 3/0 AWG | 100 | 149 | 129 | 144 |
| | 90 | 5360 | 4640 | | | 90 | 179 | 155 | |
| | 80 | 4790 | 4150 | | | 80 | 181 | 156 | |
| | 70 | 4230 | 3660 | | | 70 | 177 | 153 | |
| | 60 | 3650 | 3160 | | | 60 | 171 | 148 | |
| 12 AWG | 100 | 3690 | 3190 | 3690 | 4/0 AWG | 100 | 121 | 104 | 114 |
| | 90 | 3380 | 2930 | | | 90 | 152 | 131 | |
| | 80 | 3030 | 2620 | | | 80 | 156 | 135 | |
| | 70 | 2680 | 2320 | | | 70 | 155 | 134 | |
| | 60 | 2320 | 2010 | | | 60 | 151 | 131 | |
| 10 AWG | 100 | 2320 | 2010 | 2820 | 250 kcmil | 100 | 102 | 89 | 97 |
| | 90 | 2150 | 1861 | | | 90 | 136 | 117 | |
| | 80 | 1935 | 1675 | | | 80 | 143 | 123 | |
| | 70 | 1718 | 1487 | | | 70 | 143 | 124 | |
| | 60 | 1497 | 1296 | | | 60 | 141 | 122 | |
| 8 AWG | 100 | 1462 | 1265 | 1462 | 300 kcmil | 100 | 86 | 75 | 81 |
| | 90 | 1373 | 1189 | | | 90 | 121 | 104 | |
| | 80 | 1248 | 1081 | | | 80 | 128 | 111 | |
| | 70 | 1117 | 969 | | | 70 | 131 | 113 | |
| | 60 | 981 | 849 | | | 60 | 130 | 113 | |
| 6 AWG | 100 | 918 | 795 | 918 | 350 kcmil | 100 | 74 | 64 | 69 |
| | 90 | 882 | 764 | | | 90 | 109 | 95 | |
| | 80 | 812 | 703 | | | 80 | 118 | 102 | |
| | 70 | 734 | 636 | | | 70 | 122 | 105 | |
| | 60 | 653 | 565 | | | 60 | 122 | 106 | |
| 4 AWG | 100 | 578 | 501 | 578 | 400 kcmil | 100 | 66 | 57 | 60 |
| | 90 | 571 | 494 | | | 90 | 101 | 88 | |
| | 80 | 533 | 462 | | | 80 | 111 | 96 | |
| | 70 | 489 | 423 | | | 70 | 115 | 99 | |
| | 60 | 440 | 381 | | | 60 | 116 | 101 | |
| 2 AWG | 100 | 367 | 318 | 363 | 500 kcmil | 100 | 54 | 47 | 48 |
| | 90 | 379 | 328 | | | 90 | 89 | 78 | |
| | 80 | 361 | 313 | | | 80 | 99 | 86 | |
| | 70 | 337 | 292 | | | 70 | 105 | 91 | |
| | 60 | 309 | 268 | | | 60 | 108 | 93 | |
| 1 AWG | 100 | 291 | 252 | 288 | 600 kcmil | 100 | 47 | 41 | 40 |
| | 90 | 311 | 269 | | | 90 | 83 | 72 | |
| | 80 | 299 | 259 | | | 80 | 93 | 81 | |
| | 70 | 284 | 246 | | | 70 | 99 | 86 | |
| | 60 | 264 | 229 | | | 60 | 103 | 89 | |
| 1/0 AWG | 100 | 233 | 202 | 229 | 750 kcmil | 100 | 39 | 34 | 32 |
| | 90 | 257 | 222 | | | 90 | 75 | 65 | |
| | 80 | 252 | 218 | | | 80 | 86 | 75 | |
| | 70 | 241 | 209 | | | 70 | 93 | 81 | |
| | 60 | 227 | 106 | | | 60 | 97 | 84 | |
| 2/0 AWG | 100 | 187 | 162 | 181 | 1000 kcmil | 100 | 31 | 27 | 24 |
| | 90 | 213 | 184 | | | 90 | 67 | 58 | |
| | 80 | 212 | 183 | | | 80 | 79 | 68 | |
| | 70 | 206 | 178 | | | 70 | 86 | 75 | |
| | 60 | 196 | 169 | | | 60 | 91 | 78 | |

Insulation and Jacket Properties

TYPICAL PROPERTIES OF COMMON INSULATING MATERIALS

| PARAMETER | PVC | PE | PP | XLPE | NYLON | EPDM | TFE | BUTYL RUBBER | SILICONE RUBBER | TPR |
|------------------------------|--------------------|---------------|---------------|------------|--------------------|----------------|---------------|--------------|----------------------|-----------|
| Specific Gravity | 1.37 | 0.92 | 0.89 | 0.93-1.18 | 1.09 | 1.43 | 2.17 | 1.40 | 1.60 | 1.16-1.20 |
| Dielectric Constant | | | | | | | | | | |
| (a) 60 Hz | 6.0 | 2.26 | 2.6 | 3.0 | 4.6 | 3.4 | 2.1 | 4.1 | 3.3 | 2.8 |
| (b) 1000 Hz | 5.0 | 2.25 | | 3.0 | 4.5 | 3.4 | 2.1 | 4.0 | 3.1 | 2.8 |
| Dielectric Strength, v/mil | | | | | | | | | | |
| (a) 0.010" wall | 1800 | 2100 | 850 | - | 1000 | 700 | 2000 | 700 | 600 | 625 |
| (b) 0.040" wall | 800 | 1050 | 450 | 700 | 470 | 500 | 950 | 500 | 400 | |
| Tensile Strength, PSI x 1000 | 1.5-3.8 | 1.4-2.4 | 2.9-4.5 | 1.8-2.5 | 8.8-11.9 | 0.8-1.2 | 2.0-6.0 | 0.5-1.5 | 0.6-1.2 | 2.3 |
| Service Temp. Range, °C | -55/+105 | -90/+90 | -40/+105 | -55/+105 | -55/+105 | -55/+105 | -90/+260 | -40/+90 | -80/+200 | -55/+90 |
| Elongation, % | 200-375 | 350-550 | 700 | 250-400 | 150-380 | 250-450 | 200-500 | 200-400 | 125-400 | 500 |
| Water Absorption, % in 24 hr | <0.75 | <0.02 | <0.02 | <0.01 | 2.5 | <0.1 | <0.01 | <1.0 | <1.0 | <0.6 |
| Flame Resistance | Self-Extinguishing | Support Flame | Support Flame | Slow Flame | Self-Extinguishing | Supports Flame | Non-Flammable | Slow Burning | Slow (Non-Cond. Ash) | Flammable |
| Ozone Resistance | Excellent | Good | Excellent | Good | Good | Excellent | Excellent | Excellent | Excellent | Excellent |
| Flexibility | Good | Good | Good | Good-Fair | Good-Fair | Excellent | Good | Excellent | Excellent | Excellent |
| Abrasion Resistance | Good | Good | Fair | Excellent | Excellent | Fair | Excellent | Poor | Poor | Good-Fair |
| Acid Resistance | Excellent | Excellent | Excellent | Excellent | Excellent | Excellent | Excellent | Excellent | Good | Excellent |
| Base Resistance | Excellent | Excellent | Excellent | Excellent | Excellent | Excellent | Excellent | Good | Good | Excellent |
| Hydraulic Fluid Resistance | Good-Fair | Fair-Poor | Fair | Good-Fair | Good-Fair | Good-Fair | Excellent | Poor | Fair-Poor | Poor |
| Organic Solvent Resistance | Fair-Poor | Poor | Fair | Fair | Good-Fair | Fair-Poor | Excellent | Good-Fair | Poor | Poor |

NOTE: The above is representative of performance. For specific compound performance, consult factory.

TYPICAL PROPERTIES OF COMMON JACKETING MATERIALS

| PARAMETER | PVC | PE | NYLON | CPE | TFE | SILICONE RUBBER | NEOPRENE | POLY-URETHANE | TPR |
|------------------------------|--------------------|----------------|-----------|--------------------|---------------|---------------------------|--------------------|---------------|-----------|
| Specific Gravity | 1.37 | 0.92 | 1.09 | 1.46 | 2.17 | 1.24 | 1.52 | 1.3 | 1.16-1.20 |
| Tensile Strength, PSI x 1000 | 1.5-3.8 | 1.4-2.4 | 8.8-11.9 | 1.2-2.0 | 2.0-6.0 | 0.6-1.2 | 1.5-2.5 | >3.5 | 2.3 |
| Elongation, % | 200-375 | 350-550 | 150-380 | 300-500 | 200-500 | 125-400 | 300-500 | 540-700 | 500 |
| Service Temp. Range, °C | -55/+105 | -80/+75 | -55/+105 | -50/+105 | -90/+200 | -80/+200 | -65/+90 | -65/+75 | -55/+90 |
| Ozone Resistance | Excellent | Good | Good | Excellent | Excellent | Excellent | Excellent | Good | Excellent |
| Weatherability | Good-Fair | Excellent-Good | Fair-Poor | Excellent | Excellent | Excellent | Good | Good | Excellent |
| Flame Resistance | Self-Extinguishing | Supports Flame | Flammable | Self-Extinguishing | Non-Flammable | Slow-Burn (Non-Cond. Ash) | Self-Extinguishing | Slow-Burn | Flammable |
| Flexibility | Good | Good | Good-Fair | Excellent | Good | Excellent | Excellent | Excellent | Excellent |
| Abrasion Resistance | Good | Good | Excellent | Good | Excellent | Poor | Excellent | Excellent | Good-Fair |
| Acid Resistance | Excellent | Excellent | Poor | Good | Excellent | Poor | Good | Fair | Excellent |
| Base Resistance | Excellent | Excellent | Excellent | Excellent | Excellent | Good | Good | Fair | Excellent |
| Hydraulic Fluid Resistance | Good-Fair | Fair-Poor | Good-Fair | Good | Excellent | Fair-Poor | Good | Poor | Good |
| Organic Solvent Resistance | Fair-Poor | Poor | Good-Fair | Good | Excellent | Poor | Good | Poor | Poor |
| Resistance to Tearing | Good | Good | Excellent | Good | Good | Fair | Good | Excellent | Good-Fair |

NOTE: The above is representative of performance. For specific compound performance, consult factory.

Government and Military Wire and Cable Specifications

- J-C-90:** Flexible cord and fixture wire.
- J-C-96:** Neoprene jacketed telephone wire.
- J-C-580:** Flexible cord and fixture wire.
- J-C-0741:** Rubber and/or neoprene welding cable.
- MIL-C-17:** Coaxial cable – polyethylene and Teflon dielectric.
- MIL-C-915, MIL-C-2194:** Shipboard cable.
- MIL-C-1486:** 10 conductor WM-46/U only.
- MIL-C-3078:** Cable, electric, insulated low tension single conductor.
- MIL-C-3432:** 300 volt and 600 volt rubber insulated power and control cable.
- MIL-C-3458:** Cables, telephone.
- MIL-C-3702:** Cable, power electrical, ignition, high tension.
- MIL-C-3849:** Tinsel cord. Light duty low voltage flexible cord for switchboards, microphones, telephones, etc.
- MIL-C-3883:** Cord electrical (audio frequency).
- MIL-C-3884:** Conductor electrical (short lay).
- MIL-C-4839:** KEL-F insulated cable, WF-15/U.
- MIL-C-4866:** RG-62 B/U cable.
- MIL-C-4921A (ASG):** Single conductor 8 AWG 5,000 volt cable with butyl compound insulation and polychloroprene. For airport lighting.
- MIL-C-5136:** Cable, power, electric, polychloroprene sheathed, buna compound insulated.
- MIL-C-5767:** Low temperature rubber portable cords.
- MIL-C-6166:** Cord, headset-microphone CX1301/AR.
- MIL-C-7078:** 600 volt aircraft cable.
- MIL-C-8721 (ASG):** Cable, ignition high tension, aircraft quality.
- MIL-C-8721:** Miniature coaxial cables with Teflon TFE cores.
- MIL-C-8817 (ASG):** Cable ignition, high tension, aircraft quality.
- MIL-C-9360:** RG 134/U cable
- MIL-C-10065:** Cables, special purpose electrical (multi-pair) audio frequency.
- MIL-C-10369:** Cable, telephone field, for rapid payout.
- MIL-C-10392:** Cables, special purpose, electric (miniature).
- MIL-C-10581:** Cables telephone, cable assemblies, telephone, coil assembly, telephone loading
- MIL-C-11060:** Cables, twisted pair, internal hook-up, unshielded and shielded.
- MIL-C-11097:** Cable, telephone (Wire W-50-A).
- MIL-C-11311:** Telephone cable types WD-31/U and WT-24/U.
- MIL-C-11440:** Cable, power electrical.
- MIL-C-12064:** Low temperature power cable and cords for Arctic service.
- MIL-C-12423:** Cable, telephone WD-33 U.
- MIL-C-12881:** Cables, telephone, switchboard (cable and cable assemblies).
- MIL-C-12992:** Cable assembly, power, electrical (Cord CX-227 TVQ- 1).
- MIL-C-13066:** Cable, telephone (submarine No. 19 AWG and No. 22 AWG).
- MIL-C-13077:** Cable, special purpose, electrical.
- MIL-C-13486:** Cables, special purpose electrical: low tension, heavy duty, single CDR & multiconductor shielded and unshielded
- MIL-C-13777:** Multi-conductor missile ground support cable.
- MIL-C-13892:** Cable, telephone (flexible).
- MIL-C-14189:** Cable, power electrical, 3000 volt, for field use.
- MIL-C-15325:** Cable, tow, electric (three conductor).
- MIL-C-15479:** Cables, power, electrical, submarine, Navy Standard Harbor Defense.
- MIL-C-18959:** Cable power, electrical, portable neoprene jacketed 600 volt.
- MIL-C-18961:** Cable, special purpose, electrical and wire, electrical, shot
- MIL-C-18962:** Cable, power, electrical, direct burial, neoprene jacketed 600 volt.
- MIL-C-19381 (Ships):** Cables, special purpose, electrical nuclear plant.
- MIL-C-19547:** Cables, electrical, special purpose, shore use.
- MIL-C-19638:** Cables, power electric, submarine, Navy Harbor Defense.
- MIL-C-19654:** Cable, telephone, submarine.
- MIL-C-19787:** Cable, electric, torpedo, 65 conductor (torpedo control, electric setting).
- MIL-C-19893:** Cables, special purpose, electric, for remote control radar set AN/FPN-28.
- MIL-C-21069:** Cable, electrical, shield, 600 volt (non-flexing service).
- MIL-C-22667:** Cable, special purpose, buoyant, electrical (submarine use).
- MIL-C-23020:** Coaxial cable for use inside submarines (water blocked).
- MIL-C-23206:** Cable, special purpose, electrical. Silicone rubber, water blocked.
- MIL-C-23437:** Cable, electrical, shielded pairs.
- MIL-C-24145 (Ships):** Cable, electrical special purpose for shipboard use (water blocked and non-water blocked). Formerly BuShip 660 L.
- MIL-C-24640:** Cable, electrical, lightweight for shipboard use.
- MIL-C-24643:** Cable and cord, electrical, low-smoke for shipboard use.
- MIL-C-25115:** RG-62 C/U.
- MIL-C-25509:** RG-115 A U
- MIL-C-26468 (USAF):** Cables, guided missile, ground installation, general requirements for.
- MIL-C-27072:** Multi-conductor ground support cable.
- MIL-C-27212:** Cable, power, electrical, airport lighting control.
- MIL-C-27500:** Shielded and unshielded aircraft and missile cables.
- MIL-C-36359 (USAF):** Power cable of two voltage range for airport lighting 8 AWG (3,000-5,000V) CCLP insulated.
- MIL-C-55021:** Cables, twisted pairs and triples, internal hook-up, shielded and unshielded.
- MIL-C-55036:** Cable, telephone, WM130##/6.
- MIL-E-9085 (USAF):** Electrical cord, WM-85/u.
- MIL-E-9088 (USAF):** Electrical cord, WF-15/u.
- MIL-R-833 (USAF):** RF cable, RG12/u.
- MIL-STD-122:** Color code for chassis wiring for electronic equipment.
- MIL-STD-681:** Identification coding and application of hook-up wire.
- MIL-W-76:** General purpose hook-up wire. Vinyl insulated types LW, MW and HW.
- MIL-W-76:** Wire ignition electric power.
- MIL-C-442:** Thermoplastic or rubber jacketed two conductor parallel rip cord.
- MIL-W-583:** Wire, magnet, electrical.
- MIL-W-3093:** Wire, insulated, W-121, W-122, W-123, WD15/u, WD-16, WF-9/u, WT-3/u (distributing, frame wires).
- MIL-W-3104:** Wire, insulated No. 20 AWG, extra flexible.
- MIL-W-3975:** Wire, electrical (tinsel).
- MIL-W-3861:** Wire, electrical (bare copper).
- MIL-W-5086:** 600 volt aircraft wire (copper conductors).
- MIL-W-5088:** Installation of wiring and wiring devices in aircraft.
- MIL-W-5274:** Spec for aircraft wire, Type I 600V, Type II 600V, Type 111 300 rating
- MIL-W-5845:** Wire, electrical, iron and constantan, thermocouple.
- MIL-W-5846:** Wire, electrical, chromel and alumel, thermocouple.
- MIL-W-5908:** Wire, electrical, copper and constantan, thermocouple.
- MIL-W-6370:** Wire, electrical, insulated antenna.
- MIL-W-7072:** 600 volt aircraft wiring (aluminum conductors).
- MIL-W-7500:** Wire, electrical, WS-31-U.
- MIL-W-8160:** Installation of wire in guided missiles.
- MIL-W-877:** 600 volt silicone rubber insulated aircraft wire.
- MIL-W-12349:** KEL-F insulated hook-up wire.
- MIL-W-12410:** General purpose hook-up wire similar to MIL-W-76.
- MIL-W-12995:** Wire, electrical (W-29 and W-120).
- MIL-W-13075:** Wire, electrical
- MIL-W-13169:** Wire, electrical (for instrument test leads).
- MIL-W-13241:** Wire, electrical.
- MIL-W-16400:** General specification for electronic equipment, Naval ship and shore.
- MIL-W-16878:** Electronic hook-up wire. Includes vinyl (Types B, C, and D), Teflon (Types ET, E, EE, KT, K and KK) and polyethylene (Type J).
- MIL-W-17211 (Ships):** Wire, electrical, radio antenna 7/12, 7/14, 7/16, 7/18, 7/20, 7/22.
- MIL-W-19150:** Wire, insulated, hard drawn copper.
- MIL-W-19583 (Navy):** Wire, electrical, magnet, high temperature, film insulated.
- MIL-W-21306:** Wire, electrical twisted pair, color coded switchboard.
- MIL-W-22759:** Teflon and Tefzel insulated airframe wire.
- MIL-W-25038:** Wire, electrical, high temperature and fire-resistant aircraft.
- MIL-W-27300:** Teflon insulated 600 volt aircraft wire.
- MIL-W-81044:** Irradiated wire for aircraft and hook-up.
- MIL-W-81381:** Wire, electric polyamide insulated copper and copper alloy (Kapton H-film).
- MIL-W-81822:** Solid conductor, wire wrap insulated and uninsulated.
- NAS-702:** General purpose PVC insulated hook-up wire.
- NAS-703:** High temperature general purpose Teflon TFE insulated wire. Similar to Types E and EE of MIL-W-16878.

Cordset Technical Information 12



General Cable takes pride in offering high-quality cordsets to our customers that provide reliable service year after year in the most rugged uses and application conditions. From our innovative **Plug-it®** line of cordset products and extension cord accessories to the ultimate extension cord in the industry – **FrogHide®** – we sell the products that power you forward.

Handy information and technical data in this section will help in the correct selection and matching of our cordset products to your application. For difficult applications or more detailed technical questions, please contact your local General Cable distributor, your retailer, or your Inside Sales Representative.

| Index | Page |
|--|---------|
| Extension Cord Facts | 101 |
| Cordset Product Coding System | 102 |
| Understanding Wire Gauge | 103 |
| How to Select the Right Extension Cord | 103 |
| Ground Fault Circuit Interrupters (GFCI) | 104 |
| NEMA Receptacle and Plug Chart | 105-106 |

Extension Cord Facts

What does AWG mean?

AWG means American Wire Gauge. It designates the size of the copper wire. The standard sizes for extension cords are 16 AWG, 14 AWG, 12 AWG and 10 AWG. The smaller the AWG number, the larger the size of the copper wire and wattage rating.

What do the amp and watt ratings mean?

Never plug more than the specific number of watts into a cord. For example, could you plug a 150-watt lamp, a 60-watt lamp and a 10-amp appliance into an extension cord rated 13 amps/1625 watts?

Use the Amp to Watt Conversion Table to determine the total number of watts to be used (150 watts + 60 watts + 1250 watts = 1460 watts). Therefore, it is safe to use the 13-amp/1625-watt extension cord.


Always look for the Underwriters Laboratory label which is permanently attached or molded into the cord. Read the label for instructions and electrical ratings.



| Amps To Watts (@ 125 V) Conversion Table | | |
|---|---|------|
| 0 | = | 0 |
| 1 | = | 125 |
| 2 | = | 250 |
| 3 | = | 375 |
| 4 | = | 500 |
| 5 | = | 625 |
| 6 | = | 750 |
| 7 | = | 875 |
| 8 | = | 1000 |
| 9 | = | 1125 |
| 10 | = | 1250 |
| 11 | = | 1375 |
| 12 | = | 1500 |
| 13 | = | 1625 |
| 14 | = | 1750 |
| 15 | = | 1875 |


How to use an extension cord properly.

- Be sure the cord you have selected meets the intended use. Never use a cord outdoors that is not marked for outdoors.
- Inspect cord thoroughly before each use. Do not use if damaged.

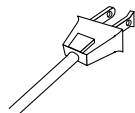


- Do not remove, bend or modify any metal prongs or pins of plug.

- Look for the number of watts on appliances to be plugged into cord.
- Refer to UL Label on cord for specific wattage.
- Do not connect a three-prong plug into a two-hole cord.



- Do not plug more than the specified number of watts into a cord.
- Make sure appliance is off before connecting cord to outlet.



- A polarized plug has one blade wider than the other.
- Fully insert plug into outlet.

- Do not use excessive force to make connections.
- Do not run cords through doorways, holes in ceilings, walls or floors.
- Do not use an extension cord when wet.




- Keep extension cords away from water.
- Keep children and pets away from extension cords.



- Avoid overheating. Uncoil cord and do not cover it with any other material.

- Do not plug one extension cord into another.
- Do not drive, drag or place objects over extension cord.
- Always grasp plug when removing it from cord or outlet.



- Always store extension cords indoors.



- Do not walk on cord.

- Always unplug cord when not in use.
- Always look for the Underwriters Laboratory (UL) label which is permanently attached or molded into the cord. Read the label for instructions and electrical ratings.

Cordset Product Coding System

Cordset Packaging and Color Codes

Example:

03302.63.04

Product Number

Packaging Code Identification Numbers

| CODE | PACKAGING | CODE | PACKAGING |
|------|-----------|------|--------------------|
| 13 | Clamshell | 70 | Bulk (with tie) |
| 60 | Cuff | 73 | Bulk (without tie) |
| 61 | Box | 96 | Card |
| 63 | Sleeve | | |

Jacket Color Code Identification Numbers

| CODE | COLOR | CODE | COLOR |
|------|----------|------|-------|
| 00 | No color | 06 | Green |
| 01 | Black | 07 | Blue |
| 02 | White | 08 | Brown |
| 03 | Red | 10 | Gray |
| 04 | Orange | 17 | Beige |
| 05 | Yellow | | |

Surface Printed Legend

Our extension cords have surface-printed jackets to provide a means of identifying and distinguishing between different types of extension cords.

Example: **16/3 SJTW OUTDOOR E-XXXXX (UL)**

Gauge & Conductor

Jacket Compound

Application

UL Identification #

UL Listed

Inner Wire Color Code Chart

| NO. OF CONDUCTORS | COLOR |
|-------------------|--------------------------|
| 2 | Black, White |
| 3 | Black, White, Green |
| 4 | Black, White, Green, Red |

Understanding Wire Gauge

- Gauge refers to the size of the wire
- The thinner the wire, the higher the gauge number
- The thicker the wire, the lower the gauge number



- The lower the gauge, the more electrical current (amps) the wire can carry
- The lower the gauge, the longer distance the wire can be run from an electrical source

How to Select the Right Extension Cord

1. Look up the amp rating on the power tool or appliance.

- Determine the maximum distance the tool or appliance will be from the electrical outlet.
- Use the Extension Cord Selector chart below to identify the proper gauge.

Extension Cord Selector

| EQUIPMENT | AMP RATING |
|---------------|------------|
| Circular Saw | 12-15 |
| Power Drill | 3-7 |
| Hedge Trimmer | 2-3 |
| Weed Trimmer | 2-4 |
| Chain Saw | 7-12 |
| Leaf Blower | 6-12 |
| Bug Killer | 1-2 |
| Lawn Mower | 6-12 |

Extension Cord Selector

| MAXIMUM DISTANCES | UP TO 10 AMPS | UP TO 15 AMPS |
|-------------------|---------------|---------------|
| 0' to 25' | 16 Gauge | 14 Gauge |
| 25' to 50' | 16 Gauge | 14 Gauge |
| 50' to 75' | 16 Gauge | 12 Gauge |
| 75' to 100' | 16 Gauge | 12 Gauge |

Extension Cord Performance Guide

| | FROGHIDE® ULTRA FLEX® RUBBER | LIFETIME PLUS® SUPER FLEX® | ALL WEATHER BLUE | SAFETY ORANGE® |
|---------------------|---------------------------------|-------------------------------|---------------------|-------------------|
| Low-Temp Flex | Excellent | Good | Good | Fair |
| Room-Temp Flex | Excellent | Very Good | Very Good | Good |
| Oil Resistance | Excellent | Very Good | Very Good | Fair |
| Cap/Cord Bonding | Excellent | Very Good | Very Good | Good |
| Abrasion Resistance | Excellent | Very Good | Very Good | Very Good |
| Chemical Resistance | Excellent | Very Good | Very Good | Very Good |
| Heat Softening | Excellent | Fair | Fair | Fair |
| Water Resistance | Excellent | Excellent | Excellent | Excellent |
| Flame Resistance | Excellent | Very Good | Very Good | Very Good |

Ground Fault Circuit Interrupters (GFCI)

What is the GFCI?

The GFCI is a fast-acting circuit interrupter that senses small current imbalances.

These small imbalances in the circuit are caused by current leakage to ground and, in a fraction of a second, the GFCI shuts off the electricity. The GFCI continually matches the amount of current going to an electrical device against the amount of current returning from the device along the normal path. Whenever the amount "going" differs from the amount "returning" by approximately 5 milliamps, the GFCI interrupts the electrical power within as little as 1/40 of a second.

What are OSHA's Electrical Standards for Construction?

GFCIs can be used successfully to reduce electrical hazards on construction sites...

Tripping of GFCIs - interruption of current flow - is sometimes caused by wet connectors and tools. It is a good practice to limit exposure of connectors and tools to excessive moisture by using watertight or sealable connectors. Providing more GFCIs or shorter circuits can prevent tripping caused by the cumulative leakage from several tools or by leakages from extremely long circuits.

To help cope with the electrical hazards at construction sites...

The Occupational Safety and Health Administration (OSHA) issued a revision of OSHA safety and health regulation, 29 Code of Federal Regulations Part 1926, Subpart K (Electrical Standards of Construction). This revision was published in the federal Register and contains the requirements for the GFCI and the assured equipment grounding conductor program.

What are the Employer's Responsibilities on a Construction Site?

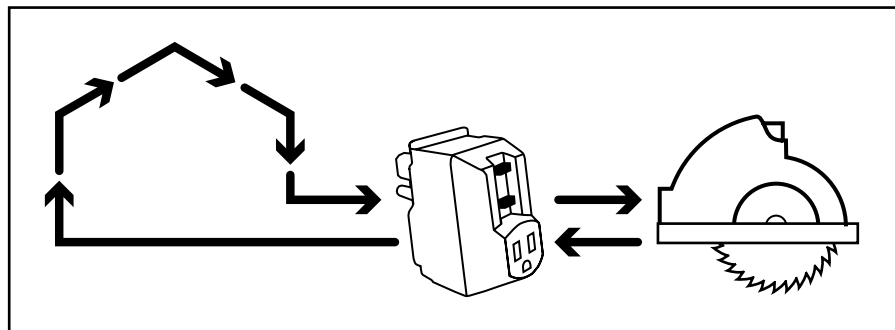
OSHA ground-fault protection rules and regulations have been determined necessary and appropriate for employee safety and health.

Therefore, it is the employer's responsibility to provide either...

- Ground-fault circuit interrupters on construction sites for receptacle outlets in use and not a part of the permanent wiring of the building or structure.
- A scheduled and recorded assured equipment grounding conductor program on construction sites, covering all cordsets, receptacles that are not part of the permanent wiring of the building or structure, and equipment connected by cord and plug that are for use or used by employees.

It is also the employer's responsibility to provide approved ground fault circuit interrupters for a 120-volt, single-phase, 15- and 20-ampere receptacle outlets on construction sites that are not part of the permanent wiring of the building or structure, and that are in use by employees. Receptacles on the ends of extension cords are not part of the permanent wiring and, therefore must be protected by GFCIs whether or not the extension cord is plugged into permanent wiring.

Effective management of worker safety and health protection is a decisive factor in reducing the extent and severity of work-related injuries and illnesses and their related costs. An effective program includes provisions for the systematic identification, evaluation and prevention or control of general workplace hazards, specific job hazards and potential hazards that may arise from foreseeable conditions. An effective program will include management commitment and employee involvement, work site analysis, hazard prevention and control, training and the proper equipment.



NEMA Receptacle and Plug Chart

| | VOLTAGE | LINE NO. | 15 AMPERE | | 20 AMPERE | |
|--|----------------------------------|----------|------------|--------|------------|--------|
| | | | RECEPTACLE | PLUG | RECEPTACLE | PLUG |
| 2 Pole 2 Wire | 125 V | 1 | 1-15R | 1-15P | | |
| | 250 V | 2 | 2-15R | 2-15P | 2-20R | 2-20P |
| 2 Pole 3 Wire Grounding | 125 V | 5 | 5-15R | 5-15P | 5-20R | 5-20P |
| | 250 V | 6 | 6-15R | 6-15P | 6-20R | 6-20P |
| | 277 V | 7 | 7-15R | 7-15P | 7-20R | 7-20P |
| 3 Pole 3 Wire | 125/250 V | 10 | | | 10-20R | 10-20P |
| | 3 ϕ Δ 250 V | 11 | 11-15R | 11-15P | 11-20R | 11-20P |
| 3 Pole 4 Wire Grounding | 125/250 V | 14 | 14-15R | 14-15P | 14-20R | 14-20P |
| | 3 ϕ Δ 250 V | 15 | 15-15R | 15-15P | 15-20P | 15-20P |
| 4 Pole 4 Wire | 3 ϕ Υ 120/208 V | 18 | 18-15R | 18-15P | 18-20R | 18-20P |

NEMA Receptacle and Plug Chart

**2 Pole
2 Wire**

**2 Pole
3 Wire
Grounding**

**3 Pole
3 Wire**

**3 Pole
4 Wire
Grounding**

**4 Pole
4 Wire**

| VOLTAGE | LINE NO. | 30 AMPERE | | 50 AMPERE | | 60 AMPERE | |
|-----------------|----------|------------|--------|------------|--------|------------|--------|
| | | RECEPTACLE | PLUG | RECEPTACLE | PLUG | RECEPTACLE | PLUG |
| 125 V | 1 | | | | | | |
| 250 V | 2 | 2-30R | 2-30P | | | | |
| 125 V | 5 | 5-20R | 5-30P | 5-50R | 5-50P | | |
| 250 V | 6 | 6-30R | 6-30P | 6-50R | 6-50P | | |
| 277 V | 7 | 7-30R | 7-30P | 7-50R | 7-50P | | |
| 125/250 V | 10 | 10-30R | 10-30P | 10-50R | 10-50P | | |
| 3 φ Δ 250 V | 11 | 11-30R | 11-30P | 11-50R | 11-50P | | |
| 125/250 V | 14 | 14-30R | 14-30P | 14-50R | 14-50P | 14-60R | 14-60P |
| 3 φ Δ 250 V | 15 | 15-30R | 15-30P | 15-50R | 15-50P | 15-60R | 15-60P |
| 3 φ Y 120/208 V | 18 | 18-30R | 18-30P | 18-50R | 18-50P | 18-60R | 18-60P |

LOCKING-TYPE PLUGS AND RECEPTACLES

| VOLTAGE | LINE NO. | 15 AMPERE | | 20 AMPERE | | 30 AMPERE | |
|-------------|----------|------------|--------|------------|--------|------------|--------|
| | | RECEPTACLE | PLUG | RECEPTACLE | PLUG | RECEPTACLE | PLUG |
| 125 V | L-1 | L1-15R | L1-15P | | | | |
| 250 V | L-2 | | | L2-20R | L2-20P | | |
| 125 V | L-5 | L5-15R | L5-15P | L5-20R | L5-20P | L5-30R | L5-30P |
| 250 V | L-6 | L6-15R | L6-15P | L6-20R | L6-20P | L6-30R | L6-30P |
| 277 V, A.C. | L-7 | L7-15R | L7-15P | L7-20R | L7-20P | L7-30R | L7-30P |
| 480 V | L-8 | | | L8-20R | L8-20P | L8-30R | L8-30P |
| 600 V | L-9 | | | L9-20P | L9-20P | L9-30R | L9-30P |



Catalog Number Index

13

| CATALOG NUMBER | PAGE | CATALOG NUMBER | PAGE | CATALOG NUMBER | PAGE | CATALOG NUMBER | PAGE |
|------------------|------|------------------|------|------------------|------|------------------|------|
| 00436.63.17..... | 66 | 01381..... | 15 | 02022..... | 11 | 02633..... | 10 |
| 00439.63.17..... | 66 | 01382..... | 15 | 02023..... | 11 | 02634..... | 10 |
| 00442.63.17..... | 66 | 01383..... | 15 | 02024..... | 11 | 02635..... | 10 |
| 00565.63.17..... | 71 | 01384..... | 15 | 02031..... | 11 | 02636..... | 10 |
| 00594.63.04..... | 60 | 01411..... | 12 | 02032..... | 11 | 02637..... | 10 |
| 00596.61.04..... | 60 | 01442..... | 12 | 02033..... | 11 | 02638..... | 10 |
| 00597.61.04..... | 60 | 01443..... | 12 | 02034..... | 11 | 02639..... | 10 |
| 00604.63.01..... | 65 | 01444..... | 12 | 02035..... | 11 | 02641..... | 10 |
| 00606.63.01..... | 65 | 01460..... | 12 | 02036..... | 11 | 02642..... | 10 |
| 00655.63.04..... | 71 | 01464..... | 12 | 02037..... | 11 | 02643..... | 10 |
| 00690.63.04..... | 60 | 01480..... | 12 | 02038..... | 11 | 02645..... | 10 |
| 00691.63.04..... | 60 | 01481..... | 12 | 02039..... | 11 | 02646..... | 10 |
| 00692.63.04..... | 60 | 01483..... | 12 | 02041..... | 11 | 02685.70.01..... | 64 |
| 00694.63.04..... | 60 | 01484..... | 12 | 02042..... | 11 | 02686.70.01..... | 64 |
| 00696.63.04..... | 60 | 01513.70.01..... | 64 | 02043..... | 11 | 02722..... | 13 |
| 00697.63.04..... | 60 | 01614.70.01..... | 64 | 02045..... | 11 | 02723..... | 13 |
| 00762.63.17..... | 66 | 01732.70.01..... | 64 | 02046..... | 11 | 02724..... | 13 |
| 00772.63.17..... | 66 | 01751..... | 40 | 02050.70.10..... | 66 | 02725..... | 13 |
| 00787.63.05..... | 60 | 01752..... | 40 | 02052.70.01..... | 64 | 02726..... | 13 |
| 00788.63.05..... | 60 | 01753..... | 40 | 02053.70.01..... | 64 | 02727..... | 13 |
| 00790.63.07..... | 60 | 01754..... | 40 | 02301..... | 53 | 02728..... | 13 |
| 00791.63.07..... | 60 | 01755..... | 40 | 02303..... | 53 | 02762..... | 13 |
| 00792.63.07..... | 60 | 01756..... | 40 | 02304..... | 53 | 02763..... | 13 |
| 00793.63.07..... | 60 | 01757..... | 40 | 02305..... | 53 | 02765..... | 13 |
| 01004.63.01..... | 65 | 01758..... | 40 | 02306..... | 53 | 02766..... | 13 |
| 01006.63.01..... | 65 | 01761..... | 42 | 02309..... | 54 | 02767..... | 13 |
| 01101..... | 43 | 01762..... | 42 | 02310..... | 54 | 02768..... | 13 |
| 01102..... | 43 | 01763..... | 42 | 02311..... | 54 | 02769..... | 13 |
| 01103..... | 43 | 01764..... | 42 | 02312..... | 54 | 02770..... | 13 |
| 01104..... | 43 | 01765..... | 42 | 02313..... | 54 | 02806..... | 39 |
| 01105..... | 43 | 01766..... | 42 | 02332.70.01..... | 63 | 02835..... | 39 |
| 01106..... | 43 | 01767..... | 42 | 02333.70.01..... | 63 | 02845..... | 39 |
| 01107..... | 43 | 01768..... | 42 | 02425..... | 12 | 02855..... | 39 |
| 01108..... | 43 | 01771..... | 41 | 02426..... | 12 | 02861..... | 39 |
| 01109..... | 43 | 01772..... | 41 | 02427..... | 12 | 02862..... | 39 |
| 01278.70.01..... | 64 | 01773..... | 41 | 02428..... | 12 | 02868..... | 39 |
| 01302..... | 19 | 01774..... | 41 | 02462..... | 12 | 02906..... | 39 |
| 01303..... | 19 | 01775..... | 41 | 02465..... | 12 | 02935..... | 39 |
| 01304..... | 19 | 01776..... | 41 | 02466..... | 12 | 02945..... | 39 |
| 01305..... | 19 | 01777..... | 41 | 02468..... | 12 | 02955..... | 39 |
| 01306..... | 19 | 01778..... | 41 | 02469..... | 12 | 02961..... | 39 |
| 01307..... | 19 | 01811..... | 17 | 02470..... | 12 | 02962..... | 39 |
| 01310..... | 15 | 01812..... | 17 | 02522.73.01..... | 66 | 02968..... | 39 |
| 01311..... | 15 | 01818..... | 17 | 02523.73.01..... | 64 | 03302.63.04..... | 59 |
| 01312..... | 15 | 01819..... | 17 | 02524.73.01..... | 64 | 03304.63.04..... | 59 |
| 01342..... | 15 | 01821..... | 17 | 02547.70.01..... | 64 | 03318.63.04..... | 59 |
| 01343..... | 15 | 01822..... | 17 | 02548.70.01..... | 64 | 03327.63.04..... | 59 |
| 01344..... | 15 | 01823..... | 17 | 02551.70.01..... | 63 | 03328.63.04..... | 59 |
| 01358..... | 15 | 01824..... | 17 | 02601..... | 10 | 03350.63.05..... | 58 |
| 01360..... | 15 | 01825..... | 17 | 02602..... | 10 | 03351.61.05..... | 58 |
| 01361..... | 19 | 01827..... | 17 | 02603..... | 10 | 03352.61.05..... | 58 |
| 01362..... | 19 | 01950.70.01..... | 64 | 02604..... | 10 | 03353.61.05..... | 58 |
| 01364..... | 15 | 01951.70.01..... | 64 | 02605..... | 10 | 03354.63.04..... | 59 |
| 01364.70.01..... | 64 | 02001..... | 11 | 02606..... | 10 | 03356.63.04..... | 59 |
| 01366..... | 19 | 02002..... | 11 | 02607..... | 10 | 03387.63.05..... | 58 |
| 01368..... | 19 | 02003..... | 11 | 02608..... | 10 | 03390.63.05..... | 58 |
| 01369..... | 19 | 02004..... | 11 | 02609..... | 10 | 03391.63.05..... | 58 |
| 01370..... | 19 | 02005..... | 11 | 02621..... | 10 | 03392.63.05..... | 58 |
| 01376..... | 19 | 02006..... | 11 | 02622..... | 10 | 03397.61.05..... | 58 |
| 01377..... | 19 | 02007..... | 11 | 02623..... | 10 | 03398.61.05..... | 58 |
| 01378..... | 19 | 02008..... | 11 | 02624..... | 10 | 03399.61.05..... | 58 |
| 01379..... | 15 | 02009..... | 11 | 02631..... | 10 | 03654.63.07..... | 61 |
| 01380..... | 15 | 02021..... | 11 | 02632..... | 10 | 03655.63.07..... | 61 |

Catalog Number Index

| CATALOG NUMBER | PAGE | CATALOG NUMBER | PAGE | CATALOG NUMBER | PAGE | CATALOG NUMBER | PAGE |
|------------------|------|------------------|------|----------------|------|------------------|------|
| 03660.63.07..... | 61 | 05482..... | 31 | 09230..... | 22 | 44623.61.05..... | 69 |
| 03661.63.07..... | 61 | 05483..... | 31 | 09405..... | 22 | 76502..... | 51 |
| 03662.63.07..... | 61 | 05484..... | 31 | 09406..... | 22 | 76512..... | 51 |
| 03667.63.07..... | 61 | 05485..... | 31 | 09407..... | 22 | 76812..... | 51 |
| 03668.63.07..... | 61 | 05486..... | 31 | 09408..... | 22 | 76822..... | 51 |
| 03685.61.05..... | 61 | 05487..... | 31 | 09409..... | 22 | 76832..... | 51 |
| 03686.61.05..... | 61 | 05488..... | 31 | 09410..... | 22 | 76843..... | 51 |
| 03702..... | 30 | 05489..... | 31 | 09412..... | 22 | 76954..... | 52 |
| 03704..... | 30 | 05581..... | 31 | 09414..... | 22 | 76994..... | 52 |
| 03706..... | 30 | 05582..... | 31 | 09416..... | 22 | 77453..... | 18 |
| 03708..... | 30 | 05583..... | 31 | 09418..... | 22 | 77463..... | 18 |
| 03710..... | 30 | 05584..... | 31 | 09420..... | 22 | 77473..... | 18 |
| 03712..... | 30 | 05585..... | 31 | 09424..... | 22 | 77483..... | 18 |
| 03714..... | 30 | 05586..... | 31 | 09428..... | 22 | 77493..... | 18 |
| 04000.63.05..... | 71 | 05587..... | 31 | 09430..... | 22 | 80611..... | 44 |
| 04103.73.10..... | 66 | 05588..... | 31 | 09605..... | 21 | 80621..... | 44 |
| 04106.73.10..... | 66 | 05589..... | 31 | 09606..... | 21 | 80631..... | 44 |
| 04127.60.01..... | 73 | 05604.63.10..... | 65 | 09607..... | 21 | 80641..... | 44 |
| 04170.60.02..... | 73 | 05606.63.10..... | 65 | 09608..... | 21 | 80651..... | 44 |
| 04194.60.17..... | 65 | 05654.63.10..... | 65 | 09609..... | 21 | 80661..... | 44 |
| 04195.60.17..... | 65 | 05656.63.10..... | 65 | 09610..... | 21 | 80671..... | 44 |
| 04199.60.17..... | 65 | 05782..... | 33 | 09612..... | 21 | 80681..... | 44 |
| 04455.60.05..... | 72 | 05783..... | 33 | 09614..... | 21 | 80691..... | 44 |
| 04457.60.05..... | 72 | 05784..... | 33 | 09616..... | 21 | 80701..... | 44 |
| 04497.60.05..... | 72 | 05785..... | 33 | 09618..... | 21 | 81312..... | 36 |
| 04530.73.01..... | 64 | 05786..... | 33 | 09620..... | 21 | 81313..... | 36 |
| 04781.96.17..... | 68 | 05788..... | 33 | 09622..... | 21 | 81314..... | 36 |
| 04803.73.10..... | 66 | 06014.60.04..... | 63 | 09624..... | 21 | 81315..... | 36 |
| 04806.73.10..... | 66 | 06200.61.06..... | 57 | 09626..... | 21 | 81372..... | 36 |
| 04926.70.01..... | 64 | 06225.61.06..... | 57 | 09630..... | 21 | 81373..... | 36 |
| 04929.70.01..... | 64 | 06250.61.06..... | 57 | 09805..... | 21 | 81374..... | 36 |
| 04932.70.01..... | 64 | 06400.63.06..... | 57 | 09806..... | 21 | 81375..... | 36 |
| 04949.60.10..... | 64 | 06425.63.06..... | 57 | 09807..... | 21 | 81382..... | 36 |
| 05091..... | 32 | 06450.63.06..... | 57 | 09808..... | 21 | 81383..... | 36 |
| 05092..... | 32 | 06610.63.01..... | 63 | 09810..... | 21 | 81384..... | 36 |
| 05093..... | 32 | 06625.63.01..... | 63 | 09812..... | 21 | 81385..... | 36 |
| 05094..... | 32 | 06801.63.04..... | 59 | 09814..... | 21 | 81392..... | 36 |
| 05095..... | 32 | 06826.63.04..... | 59 | 09816..... | 21 | 81393..... | 36 |
| 05096..... | 32 | 06853.63.04..... | 59 | 09818..... | 21 | 81394..... | 36 |
| 05097..... | 32 | 06911.63.01..... | 63 | 09820..... | 21 | 81395..... | 36 |
| 05098..... | 32 | 07505.73.05..... | 68 | 09822..... | 21 | 81402..... | 36 |
| 05099..... | 32 | 09005..... | 22 | 09824..... | 21 | 81403..... | 36 |
| 5310.01001..... | 45 | 09006..... | 22 | 09827..... | 21 | 81404..... | 36 |
| 5310.01002..... | 45 | 09007..... | 22 | 09830..... | 21 | 81405..... | 36 |
| 5310.01004..... | 45 | 09008..... | 22 | 13002..... | 20 | 81412..... | 36 |
| 5310.01006..... | 45 | 09010..... | 22 | 13003..... | 20 | 81413..... | 36 |
| 5310.01008..... | 45 | 09012..... | 22 | 16063..... | 13 | 81414..... | 36 |
| 5310.01010..... | 45 | 09016..... | 22 | 16064..... | 13 | 81415..... | 36 |
| 5310.01012..... | 45 | 09020..... | 22 | 16065..... | 13 | 81423..... | 36 |
| 5310.01014..... | 45 | 09205..... | 22 | 16073..... | 13 | 81443..... | 36 |
| 5310.01110..... | 45 | 09206..... | 22 | 16074..... | 13 | 81473..... | 36 |
| 5310.01111..... | 45 | 09207..... | 22 | 16075..... | 13 | 81622..... | 36 |
| 5310.01210..... | 45 | 09208..... | 22 | 16083..... | 13 | 81623..... | 36 |
| 5310.01262..... | 45 | 09209..... | 22 | 16084..... | 13 | 81624..... | 36 |
| 5310.01310..... | 45 | 09210..... | 22 | 16085..... | 13 | 81625..... | 36 |
| 5310.01313..... | 45 | 09212..... | 22 | 16093..... | 13 | 81642..... | 36 |
| 5310.01373..... | 45 | 09214..... | 22 | 16094..... | 13 | 81643..... | 36 |
| 5310.01410..... | 45 | 09216..... | 22 | 16095..... | 13 | 81644..... | 36 |
| 5310.01444..... | 45 | 09218..... | 22 | 23804..... | 55 | 81645..... | 36 |
| 5310.01535..... | 45 | 09220..... | 22 | 23805..... | 55 | 81662..... | 36 |
| 5310.01646..... | 45 | 09224..... | 22 | 23807..... | 55 | 81663..... | 36 |
| 5310.01777..... | 45 | 09226..... | 22 | 23810..... | 55 | 81664..... | 36 |
| 5310.01929..... | 45 | 09227..... | 22 | 25202..... | 50 | 81665..... | 36 |
| 05481..... | 31 | 09228..... | 22 | 25212..... | 50 | 82313..... | 37 |



Catalog Number Index

| CATALOG NUMBER | PAGE | CATALOG NUMBER | PAGE | CATALOG NUMBER | PAGE | CATALOG NUMBER | PAGE |
|----------------|------|----------------|------|------------------|------|----------------|------|
| 82314..... | 37 | 86953..... | 26 | 91931..... | 46 | GC646..... | 9 |
| 82373..... | 37 | 86954..... | 26 | 91937..... | 46 | HF063..... | 14 |
| 82374..... | 37 | 86962..... | 26 | 91940..... | 46 | HF064..... | 14 |
| 82383..... | 37 | 86963..... | 26 | 91944..... | 46 | HF065..... | 14 |
| 82384..... | 37 | 86964..... | 26 | 91953..... | 46 | HF073..... | 14 |
| 82393..... | 37 | 86972..... | 26 | 91964..... | 46 | HF074..... | 14 |
| 82394..... | 37 | 86973..... | 26 | 91977..... | 46 | HF075..... | 14 |
| 82403..... | 37 | 86974..... | 26 | 98187..... | 17 | HF083..... | 14 |
| 82404..... | 37 | 86982..... | 26 | 98267..... | 17 | HF084..... | 14 |
| 82413..... | 37 | 86983..... | 26 | 98270..... | 17 | HF085..... | 14 |
| 82414..... | 37 | 86984..... | 26 | 98463..... | 17 | HF093..... | 14 |
| 82423..... | 37 | 89002..... | 24 | 99142..... | 41 | HF094..... | 14 |
| 82443..... | 37 | 89003..... | 24 | 99202..... | 41 | HF095..... | 14 |
| 82473..... | 37 | 89004..... | 24 | 99432..... | 41 | HF310..... | 16 |
| 82623..... | 37 | 89012..... | 24 | D7524.13.05..... | 69 | HF311..... | 16 |
| 82624..... | 37 | 89013..... | 24 | EV0406..... | 49 | HF312..... | 16 |
| 82643..... | 37 | 89014..... | 24 | EV0608..... | 49 | HF342..... | 16 |
| 82644..... | 37 | 89022..... | 24 | EV0803..... | 49 | HF343..... | 16 |
| 82663..... | 37 | 89023..... | 24 | EV1003..... | 49 | HF344..... | 16 |
| 82664..... | 37 | 89024..... | 24 | EV1203..... | 49 | HF358..... | 16 |
| 83001..... | 35 | 89032..... | 24 | EV1403..... | 49 | HF360..... | 16 |
| 83002..... | 35 | 89033..... | 24 | EVE0608..... | 48 | HF364..... | 16 |
| 83004..... | 35 | 89034..... | 24 | EVE0803..... | 48 | HF379..... | 16 |
| 83006..... | 35 | 89042..... | 24 | EVE1003..... | 48 | HF380..... | 16 |
| 83008..... | 35 | 89043..... | 24 | EVE1203..... | 48 | HF381..... | 16 |
| 83010..... | 35 | 89044..... | 24 | EVE1403..... | 48 | HF382..... | 16 |
| 83020..... | 35 | 89052..... | 24 | EVE1603..... | 48 | HF383..... | 16 |
| 83030..... | 35 | 89053..... | 24 | EVJ123..... | 49 | HF384..... | 16 |
| 83040..... | 35 | 89054..... | 24 | EVJ143..... | 49 | HF722..... | 14 |
| 83103..... | 38 | 89062..... | 24 | EVJ163..... | 49 | HF723..... | 14 |
| 83113..... | 38 | 89063..... | 24 | EVJE123..... | 48 | HF724..... | 14 |
| 83123..... | 38 | 89064..... | 24 | EVJE143..... | 48 | HF725..... | 14 |
| 83133..... | 38 | 89065..... | 24 | EVJE163..... | 48 | HF726..... | 14 |
| 83143..... | 38 | 89072..... | 24 | EVJT123..... | 48 | HF727..... | 14 |
| 83153..... | 38 | 89073..... | 24 | EVJT143..... | 48 | HF728..... | 14 |
| 83163..... | 38 | 89074..... | 24 | EVT1203..... | 48 | HF762..... | 14 |
| 83183..... | 38 | 89075..... | 24 | EVT1403..... | 48 | HF763..... | 14 |
| 83250..... | 35 | 89082..... | 24 | GC601..... | 9 | HF765..... | 14 |
| 83350..... | 35 | 89083..... | 24 | GC602..... | 9 | HF766..... | 14 |
| 83500..... | 35 | 89084..... | 24 | GC603..... | 9 | HF767..... | 14 |
| 86002..... | 27 | 89085..... | 24 | GC604..... | 9 | HF768..... | 14 |
| 86003..... | 27 | 89092..... | 24 | GC605..... | 9 | HF769..... | 14 |
| 86012..... | 28 | 89093..... | 24 | GC606..... | 9 | HF770..... | 14 |
| 86013..... | 28 | 89094..... | 24 | GC607..... | 9 | | |
| 86022..... | 28 | 89095..... | 24 | GC608..... | 9 | | |
| 86023..... | 28 | 89203..... | 25 | GC609..... | 9 | | |
| 86112..... | 29 | 89204..... | 25 | GC621..... | 9 | | |
| 86113..... | 29 | 89403..... | 25 | GC622..... | 9 | | |
| 86333..... | 28 | 89404..... | 25 | GC623..... | 9 | | |
| 86343..... | 28 | 89603..... | 25 | GC624..... | 9 | | |
| 86902..... | 26 | 89604..... | 25 | GC631..... | 9 | | |
| 86903..... | 26 | 89663..... | 24 | GC632..... | 9 | | |
| 86904..... | 26 | 89664..... | 24 | GC633..... | 9 | | |
| 86912..... | 26 | 89803..... | 25 | GC634..... | 9 | | |
| 86913..... | 26 | 89804..... | 25 | GC635..... | 9 | | |
| 86914..... | 26 | 89883..... | 24 | GC636..... | 9 | | |
| 86922..... | 26 | 89884..... | 24 | GC637..... | 9 | | |
| 86923..... | 26 | 91811..... | 46 | GC638..... | 9 | | |
| 86924..... | 26 | 91911..... | 46 | GC639..... | 9 | | |
| 86932..... | 26 | 91920..... | 46 | GC641..... | 9 | | |
| 86933..... | 26 | 91926..... | 46 | GC642..... | 9 | | |
| 86934..... | 26 | 91929..... | 46 | GC643..... | 9 | | |
| 86952..... | 26 | 91930..... | 46 | GC645..... | 9 | | |



Who says you can't have it all?

At General Cable, we are dedicated to providing you with a full range of in-stock quality wire and cable at competitive prices, expert service and support, and innovative programs that provide hassle-free delivery—whenever and wherever it's needed. We are your all-in supplier for:

- **Carol® Brand Portable Cord, Industrial Cord & Cordset Products**
(Super Vu-Tron® Supreme featuring GenClean™)
- **Carol® Brand Electronics Products**
(EXZEL® & Electronic Classics)
- **General Cable Armored, Instrumentation Power & Control and Automation Cables**
(CCW®, FREP®, GenFree®, SunGen®, TC Flex™, VNTC®)
- **GenSPEED® Brand, Carol® Brand and Helix/Hi-Temp® Cat 6 and Cat 5e Products**
- **General Cable Copper Building Wire & PV Wire**
- **STABILOY® Brand and PDIC® Brand Aluminum Alloy Feeder, Service Entrance & Armored Cables**
- **General Cable Military, Mining, Nuclear, OGP and Rail & Transit Cables**

Call us today for all your commercial, industrial and residential cabling needs. Let General Cable put its people, products and programs to work for you.



Check out General Cable's Calculation & Catalogs Apps and other mobile tools

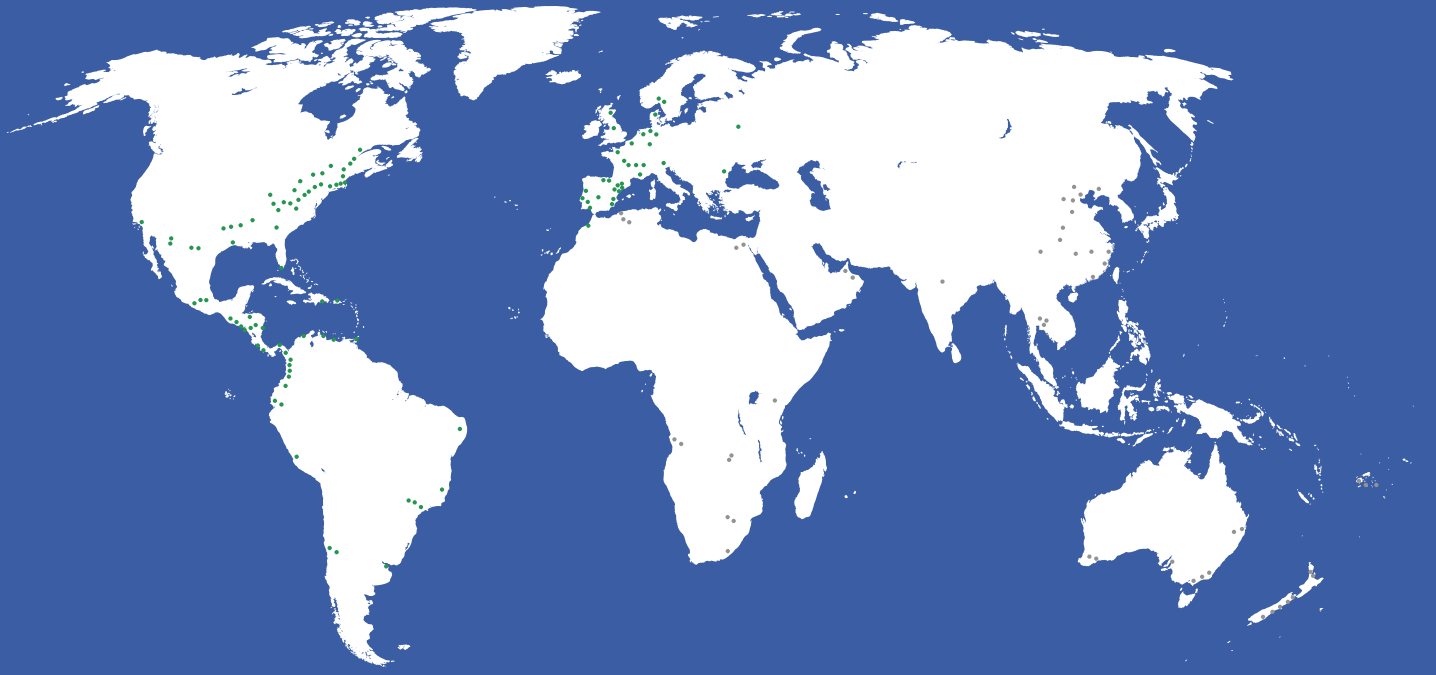


1.800.243.8020

www.generalcable.com

info@generalcable.com

Global Reach



General Cable, a leading wire and cable innovator for over 170 years, serves customers through a network of 38 manufacturing facilities in our core markets and has worldwide sales representation and distribution. The Company is dedicated to the production of high-quality aluminum, copper and fiber optic wire and cable and systems solutions for the energy, construction, industrial, specialty and communications sectors. In addition to our strong brand recognition and strengths in technology and manufacturing, General Cable is also competitive in such areas as distribution and logistics, marketing, sales and customer service. This combination enables General Cable to better serve its customers as they expand into new geographic markets.

General Cable

4 Tesseneer Drive
Highland Heights, Kentucky 41076-9753
Telephone: 800.243.8020
859.572.8000
Email: info@generalcable.com
www.generalcable.com

156 Parkshore Drive
Brampton, Ontario L6T 5M1
Telephone: 800.561.0649
905.494.5300
Fax: 800.565.2529
Email: infoca@generalcable.com