

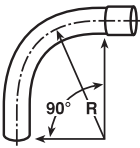
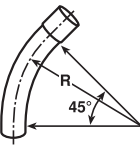
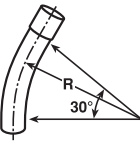
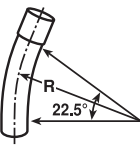


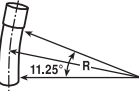
ETL Listed
to UL 651 in
compliance
to the NEC®



LISTED
E23018

Schedule 40 Elbows Standard Radius

ITEM	PLAIN END CAT. NO.	BELLED END CAT. NO.	SIZE (IN.)	PLAIN END STD. CTN.	BELLED END STD. CTN.	
 90° ELBOW	UA9AD	UA9ADB	½	50	50	
	UA9ADR-CAR	UA9ADB	½	25	50	
	UA9AE	UA9AEB	¾	25	25	
	UA9AFR-CTN	UA9AFB-CTN	1	25	25	
	UA9AG	UA9AGB	1¼	20	20	
	UA9AH	UA9AHB	1½	25	25	
	UA9AJ	UA9AJB	2	20	20	
	UA9AK-CAR	UA9AKB-CAR	2½	10	10	
	UA9AL	UA9ALB	3	1	5	
	UA9AM	UA9AMB	3½	1	20	
	UA9AN	UA9ANB	4	1	1	
	UA9AP	UA9APB	5	1	1	
	UA9AR	UA9ARB	6	1	1	
	 45° ELBOW	UA7AD	UA7ADB	½	50	50
UA7AE		UA7AEB	¾	25	25	
UA7AF		UA7AFB	1	20	20	
UA7AF-CAR		UA7AFB	1	15	20	
UA7AG		UA7AGB	1¼	20	20	
UA7AH		UA7AHB	1½	20	20	
UA7AJ		UA7AJB	2	20	20	
UA7AJ-CAR		—	2	4	4	
UA7AK		UA7AKB	2½	20	20	
UA7AL		UA7ALB	3	5	25	
UA7AM		UA7AMB	3½	1	20	
UA7AN		UA7ANB	4	1	20	
UA7AP		UA7APB	5	1	1	
UA7AR		UA7ARB	6	1	1	
 30° ELBOW	UA6AD	UA6ADB	½	50	50	
	UA6AE	UA6AEB	¾	25	25	
	UA6AF	UA6AFB	1	25	1	
	UA6AG	UA6AGB	1¼	20	20	
	UA6AH	UA6AHB	1½	25	1	
	UA6AJ	UA6AJB	2	20	20	
	UA6AK	UA6AKB	2½	10	20	
	UA6AL	UA6ALB	3	1	1	
	UA6AM	UA6AMB	3½	1	1	
	UA6AN	UA6ANB	4	1	1	
	UA6AP	UA6APB	5	1	1	
	UA6AR	UA6ARB	6	1	1	
	 22½° ELBOW	UA5AD	—	½	1	—
		UA5AE	—	¾	1	—
UA5AF		—	1	1	—	
UA5AG		—	1¼	1	—	
UA5AH		—	1½	1	—	
UA5AJ		UA5AJB	2	25	1	
UA5AK		—	2½	20	—	
UA5AL		UA5ALB	3	5	1	
UA5AM		—	3½	1	—	
UA5AN		UA5ANB	4	1	1	
UA5AP		UA5APB	5	1	1	
UA5AR		UA5ARB	6	1	1	

ITEM	PLAIN END CAT. NO.	BELLED END CAT. NO.	SIZE (IN.)	PLAIN END STD. CTN.	BELLED END STD. CTN.
 11½° ELBOW	UA3AD	—	½	1	—
	UA3AE	—	¾	1	—
	UA3AF	—	1	1	—
	UA3AG	—	1¼	1	—
	UA3AH	—	1½	1	—
	UA3AJ	—	2	1	—
	UA3AK	—	2½	1	—
	UA3AL	—	3	1	—
	UA3AM	—	3½	1	—
	UA3AN	UA3ANB	4	1	1
	UA3AP	—	5	1	—
	UA3AR	—	6	1	—

Available in plain and integral belled end for use with non-metallic solvent weld fittings.

Standard Radius Elbow Dimensions

SIZE (IN.)	A (IN.)	B MIN. (RADIUS) (IN.)	C MIN. (IN.)
½	.840	4	1½
¾	1.050	4½	1½
1	1.315	5½	1½
1¼	1.660	7¼	2
1½	1.900	8¼	2
2	2.375	9½	2
2½	2.875	10½	3
3	3.500	13	3½
3½	4.000	15	3½
4	4.500	16	3½
5	5.563	24	3½
6	6.625	30	3½

Integral Belled End Dimensions

TRADE SIZE (IN.)	A (IN.)		B (IN.)		C (IN.)	
	AT ENTRANCE MAX.	MIN.	AT BOTTOM MAX.	MIN.	SOCKET DEPTH MAX.	MIN.
½	.860	0.844	0.844	0.828	1.500	0.652
¾	1.074	1.054	1.056	1.036	1.500	0.719
1	1.340	1.320	1.320	1.300	1.875	0.875
1¼	1.689	1.665	1.667	1.643	2.000	0.938
1½	1.930	1.906	1.906	1.882	2.000	1.062
2	2.405	2.381	2.381	2.357	2.000	1.125
2½	2.905	2.875	2.883	2.853	3.000	1.469
3	3.530	3.500	3.507	3.477	3.125	1.594
3½	4.065	3.965	4.007	3.977	3.250	1.687
4	4.565	4.465	4.506	4.476	3.375	1.750
5	5.643	5.543	5.583	5.523	3.625	1.937
6	6.708	6.608	6.644	6.584	3.750	2.125

Carlton® Non-Metallic Rigid Conduit, Fittings and Accessories

Schedule 40 Elbows

Special Radius

*Consult factory for additional sizes/configurations

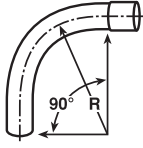


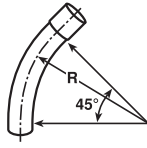
ETL Listed
to UL 651 in
compliance
to the NEC®



LISTED
E23018

Carlton® Non-Metallic Rigid Conduit, Fittings and Accessories

SEGMENT	PLAIN END CAT. NO.	BELLED END CAT. NO.	NOM. DIAM. (IN.)	RADIUS (IN.)	PLAIN END STD. CTN.	BELLED END STD. CTN.
90° ELBOW						
	UA9CF	UA9CFB	1	18	1	1
	UA9DF	UA9DFB	1	24	1	1
	UA9EF	UA9EFB	1	30	1	1
	UA9FF	—	1	36	1	—
	UA9HF	—	1	48	1	—
	UA9CG	UA9CGB	1½	18	1	1
	UA9DG	UA9DGB	1½	24	1	1
	UA9EG	UA9EGB	1½	30	1	1
	UA9FG	UA9FGB	1½	36	1	1
	UA9HG	—	1½	48	1	—
	UA9CH	UA9CHB	1½	18	1	1
	UA9DH	UA9DHB	1½	24	1	1
	UA9EH	UA9EHB	1½	30	1	1
	UA9FH	UA9FHB	1½	36	1	1
	UA9HH	—	1½	48	1	—
	UA9CJ	UA9CJB	2	18	1	1
	UA9DJ	UA9DJB-UPC	2	24	1	1
	UA9EJ	UA9EJB	2	30	1	1
	UA9FJ-UPC	UA9FJB	2	36	1	1
	UA9HJ	UA9HJB	2	48	1	1
	UA9JJ	—	2	72	1	—
	UA9CK	UA9CKB	2½	18	1	1
	UA9DK	UA9DKB-UPC	2½	24	1	1
	UA9EK	UA9EKB	2½	30	1	1
	UA9FK-UPC	UA9FKB	2½	36	1	1
	UA9HK	UA9HKB	2½	48	1	1
	UA9CL	UA9CLB	3	18	1	1
	UA9DL	UA9DLB-UPC	3	24	1	1
	UA9EL	UA9ELB	3	30	1	1
	UA9FL	UA9FLB	3	36	1	1
	UA9HL	UA9HLB	3	48	1	1
	UA9IL	—	3	60	1	—
	UA9DM	UA9DMB	3½	24	1	1
	UA9EM	UA9EMB	3½	30	1	1
	UA9FM	UA9FMB	3½	36	1	1
	UA9HM	UA9HMB	3½	48	1	1
	—	UA9CNB	4	18	—	1
	UA9DN	UA9DNB	4	24	1	1
	UA9EN	UA9ENB	4	30	1	1
	UA9FN	UA9FNB	4	36	1	1
	UA9HN	UA9HNB	4	48	1	1
	UA9IN	UA9INB	4	60	1	1
	UA9JN	—	4	72	1	1
	UA9EP	UA9EPB	5	30	1	1
	UA9FP	UA9FPB	5	36	1	1
	UA9HP	UA9HPB	5	48	1	1
	UA9IP	UA9IPB	5	60	1	1
	UA9FR	UA9FRB	6	36	1	1
	UA9HR	UA9HRB	6	48	1	1
	UA9IR	UA9IRB	6	60	1	1
	—	UA9TRB	6	180	—	1
	UA9HT	—	8	48	1	1

SEGMENT	PLAIN END CAT. NO.	BELLED END CAT. NO.	NOM. DIAM. (IN.)	RADIUS (IN.)	PLAIN END STD. CTN.	BELLED END STD. CTN.
45° ELBOW						
	UA7CF	—	1	18	1	—
	UA7DF	—	1	24	1	—
	UA7EF	—	1	30	1	—
	UA7FF	—	1	36	1	—
	UA7HF	—	1	48	1	—
	UA7CG	—	1½	18	1	—
	UA7DG	—	1½	24	1	—
	UA7EG	—	1½	30	1	—
	UA7FG	—	1½	36	1	—
	UA7HG	—	1½	48	1	—
	UA7CH	—	1½	18	1	—
	UA7DH	—	1½	24	1	—
	UA7EH	—	1½	30	1	—
	UA7FH	UA7FHB	1½	36	1	1
	UA7HH	—	1½	48	1	—
	—	UA7BJB	2	12	—	1
	UA7CJ	UA7CJB	2	18	1	1
	UA7DJ	UA7DJB	2	24	1	1
	UA7EJ	UA7EJB	2	30	1	1
	UA7FJ	UA7FJB	2	36	1	1
	UA7HJ	UA7HJB	2	48	1	1
	UA7SJ	—	2	150	1	—
	UA7CK	—	2½	18	1	—
	UA7DK	UA7DKB	2½	24	1	1
	UA7EK	—	2½	30	1	—
	UA7FK	UA7FKB	2½	36	1	1
	UA7HK	—	2½	48	1	—
	UA7CL	UA7CLB	3	18	1	1
	UA7DL	UA7DLB	3	24	1	1
	UA7EL	UA7ELB	3	30	1	1
	UA7FL	UA7FLB	3	36	1	1
	UA7HL	UA7HLB	3	48	1	1
	UA7DM	—	3½	24	1	—
	UA7EM	—	3½	30	1	—
	UA7FM	—	3½	36	1	—
	UA7DN	UA7DNB	4	24	1	1
	UA7EN	UA7ENB	4	30	1	1
	UA7FN	UA7FNB	4	36	1	1
	UA7HN	UA7HNB	4	48	1	1
	—	UA7NNB	4	120	—	1
	UA7SN	UA7SNB	4	150	1	—
	UA7EP	UA7EPB	5	30	1	1
	UA7FP	UA7FPB	5	36	1	1
	UA7HP	UA7HPB	5	48	1	1
	—	UA7IPB	5	60	—	1
	—	UA7NPB	5	120	—	1
	—	UA7SPB	5	150	—	1
	UA7FR	UA7FRB	6	36	1	1
	UA7HR	UA7HRB	6	48	1	1
	UA7FT	—	8	36	1	—
	UA7HT	—	8	48	1	—

NOTE: Elbows 72" and larger may be shipped in segments. Consult factory for specifics.



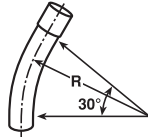
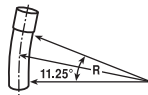
ETL Listed
to UL 651 in
compliance to
the NEC®

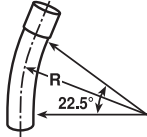


LISTED
E23018

Schedule 40 Elbows Special Radius

*Consult factory for additional sizes/configurations

SEGMENT	PLAIN END CAT. NO.	BELLED END CAT. NO.	NOM. DIAM. (IN.)	RADIUS (IN.)	PLAIN END STD. CTN.	BELLED END STD. CTN.
30° ELBOW 	UA6CJ	—	2	18	1	—
	UA6DJ	UA6DJB	2	24	1	1
	UA6FJ	UA6FJB	2	36	1	1
	UA6HJ	UA6HJB	2	48	1	1
	UA6CK	—	2½	18	1	—
	UA6DK	—	2½	24	1	—
	UA6CL	—	3	18	1	—
	UA6DL	UA6DLB	3	24	1	1
	UA6FL	UA6FLB	3	36	1	1
	UA6HL	UA6HLB	3	48	1	1
	UA6DM	—	3½	24	1	—
	UA6FM	—	3½	36	1	—
	UA6HM	—	3½	48	1	—
	UA6DN	—	4	24	1	—
	UA6FN	UA6FNB	4	36	1	1
	UA6HN	UA6HNB	4	48	1	1
	UA6FP	UA6FPB	5	36	1	1
	UA6HP	UA6HPB	5	48	1	1
	UA6FR	UA6FRB	6	36	1	1
	UA6HR	UA6HRB	6	48	1	1
11¼° ELBOW 	UA3DJ	UA3DJB	2	24	1	25
	UA3FJ	UA3FJB	2	36	1	1
	UA3HJ	—	2	48	1	—
	UA3HK	—	2½	48	1	—
	UA3DL	UA3DLB	3	24	1	1
	UA3FL	UA3FLB	3	36	1	1
	UA3HL	—	3	48	1	—
	UA3DM	—	3½	24	1	—
	UA3HM	—	3½	48	1	—
	UA3DN	UA3DNB	4	24	1	1
	UA3FN	UA3FNB	4	36	1	1
	—	UA3SNB	4	150	—	1
	UA3HN	UA3HNB	4	48	1	1
	UA3FP	UA3FPB	5	36	1	1
	UA3HP	—	5	48	1	—
	—	UA3UPB	5	240	—	1
	UA3FR	UA3FRB	6	36	1	1
	UA3HR	—	6	48	1	—
	UA3FT	—	8	36	1	—

SEGMENT	PLAIN END CAT. NO.	BELLED END CAT. NO.	NOM. DIAM. (IN.)	RADIUS (IN.)	PLAIN END STD. CTN.	BELLED END STD. CTN.
22½° ELBOW 	UA5FF	—	1	36	1	—
	UA5FG	—	1¼	36	1	—
	UA5FH	UA5FHB	1½	36	1	1
	UA5CJ	UA5CJB	2	18	1	1
	UA5DJ	UA5DJB	2	24	1	25
	UA5EJ	UA5EJB	2	30	1	1
	UA5FJ	UA5FJB	2	36	1	1
	UA5HJ	—	2	48	1	—
	UA5VJ	—	2	300	1	—
	UA5CK	—	2½	18	1	—
	UA5DK	—	2½	24	1	—
	UA5EK	—	2½	30	1	—
	UA5FK	—	2½	36	1	—
	UA5HK	—	2½	48	1	—
	—	UA5CLB	3	18	1	1
	UA5DL	UA5DLB	3	24	1	1
	UA5EL	UA5ELB	3	30	1	1
	UA5FL	UA5FLB	3	36	1	1
	UA5HL	—	3	48	1	—
	UA5VL	—	3	300	1	—
	UA5DM	—	3½	24	1	—
	UA5EM	—	3½	30	1	—
	UA5FM	—	3½	36	1	—
	UA5HM	—	3½	48	1	—
	UA5DN	UA5DNB	4	24	1	1
	UA5EN	UA5ENB	4	30	1	1
	UA5FN	UA5FNB	4	36	1	1
	UA5HN	UA5HNB	4	48	1	—
	UA5IN	—	4	60	1	—
	UA5JN	—	4	72	1	—
	UA5SN	UA5SNB	4	150	1	—
	—	UA5UNB	4	240	—	1
	—	UA5VNB	4	300	—	1
	—	UA5DPB	5	24	1	1
	UA5EP	UA5EPB	5	30	1	1
	UA5FP	UA5FPB	5	36	1	1
UA5HP	UA5HPB	5	48	1	1	
UA5IP	—	5	60	1	—	
UA5SP	—	5	150	1	—	
—	UA5UPB	5	240	—	1	
—	UA5VPB	5	300	—	1	
UA5FR	UA5FRB	6	36	1	1	
UA5HR	UA5HRB	6	48	1	1	
UA5IR	—	6	60	1	—	
UA5RR	—	6	144	1	—	
UA5SR	—	6	150	1	—	
UA5VR	—	6	300	1	—	
UA5FT	—	8	36	1	—	
UA5HT	—	8	48	1	—	

NOTE: Elbows 72" and larger may be shipped in segments. Consult factory for specifics.

Carlton® Non-Metallic Rigid Conduit, Fittings and Accessories

Corporate Office
Tel: 901.252.8000
800.816.7809
Fax: 901.252.1354

Customer Service
Tel: 800.816.7809
Fax: 800.816.7810

Technical Services
Tel: 888.862.3289
Fax: 901.252.1321

Tool Services
Tel: 800.284.8665

Thomas & Betts

www.tnb.com



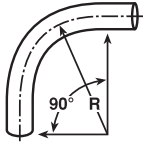
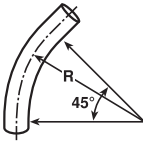
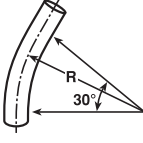
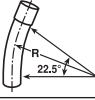
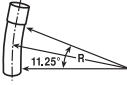
ETL Listed
to UL 651 in
compliance
to the NEC®



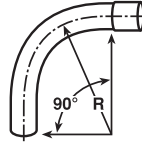
LISTED
E23018

Schedule 80 Elbows Standard Radius

For use with non-metallic solvent weld fittings.

ITEM	PLAIN END CAT. NO.	BELLED END CAT. NO.	SIZE (IN.)	PLAIN END STD. CTN.	BELLED END STD. CTN.
 90° ELBOW	UB9AD	—	½	50	—
	UB9AE	—	¾	25	—
	UB9AF	—	1	25	—
	UB9AG	—	1¼	20	—
	UB9AH	—	1½	25	—
	UB9AJ	—	2	20	—
	UB9AK	—	2½	10	—
	UB9AL	—	3	5	—
	UB9AN	—	4	1	—
	UB9AP	UB9APB	5	1	1
	UB9AR	—	6	1	—
	 45° ELBOW	UB7AD	—	½	50
UB7AE-UPC		—	¾	25	—
UB7AF-UPC		—	1	20	—
UB7AG		—	1¼	20	—
UB7AH		—	1½	20	—
UB7AH-CAR		—	1½	5	—
UB7AJ-UPC		—	2	20	—
UB7AK		—	2½	20	—
UB7AL		—	3	1	—
UB7AN		—	4	1	—
 30° ELBOW	UB6AD	—	½	50	—
	UB6AE	—	¾	25	—
	UB6AF	—	1	25	—
	UB6AG	—	1¼	5	—
	UB6AH	—	1½	25	—
	UB6AJ	—	2	20	—
	UB6AK	—	2½	1	—
	UB6AL	—	3	1	—
	UB6AN	—	4	1	—
	UB6AP	—	5	1	—
 22½° ELBOW	UB5AL	—	3	5	—
	UB5AN	—	4	1	—
	UB5AP	UB5APB	5	1	1
	UB3AL	—	3	1	—
 11¼° ELBOW	UB3AR	—	6	1	—

Special Radius

SEGMENT	PLAIN END CAT. NO.	BELLED END CAT. NO.	NOM. DIAM. (IN.)	RADIUS (IN.)	PLAIN END STD. CTN.	BELLED END STD. CTN.
 90° ELBOW	UB9CF	—	1	18	1	—
	UB9DF	—	1	24	1	—
	UB9FF	—	1	36	1	—
	UB9HF	—	1	48	1	—
	UB9CG	—	1¼	18	1	—
	UB9DG	—	1¼	24	1	—
	UB9FG	—	1¼	36	1	—
	UB9HG	—	1¼	48	1	—
	UB9CH	—	1½	18	1	—
	UB9DH-UPC	UB9DHB	1½	24	1	1
	UB9FH	—	1½	36	1	—
	UB9HH	—	1½	48	1	—
	UB9CJ	—	2	18	1	—
	UB9DJ-UPC	UB9DJB	2	24	1	1
	UB9FJ	UB9FJB	2	36	1	1
	UB9HJ	—	2	48	1	—
	UB9CK	—	2½	18	1	—
	UB9DK-UPC	UB9DKB	2½	24	1	1
	UB9FK	UB9FKB	2½	36	1	1
	UB9HK	—	2½	48	1	—
	UB9CL	—	3	18	1	—
	UB9DL	UB9DLB	3	24	1	1
	UB9FL	UB9FLB	3	36	1	1
	UB9HL	—	3	48	1	—
	UB9DN	UB9DNB	4	24	1	1
	UB9FN	UB9FNB	4	36	1	1
	UB9HN	UB9HNB	4	48	1	1
	UB9NN	—	4	120	1	—
UB9FP	—	5	36	1	—	
UB9HP	—	5	48	1	—	
UB9IP	—	5	60	1	—	
UB9FR	—	6	36	1	—	
UB9HR	—	6	48	1	—	
UB9IR	—	6	60	1	—	

NOTE: Elbows 72" and larger may be shipped in segments. Consult factory for specifics.

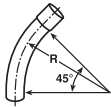
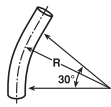
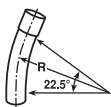
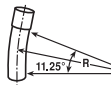
Continued on next page



Schedule 80 Elbows


Continued from previous page

Special Radius

SEGMENT	PLAIN END CAT. NO.	BELLED END CAT. NO.	NOM. DIAM. (IN.)	RADIUS (IN.)	PLAIN END STD. CTN.	BELLED END STD. CTN.
45° ELBOW 	UB7CF	—	1	18	1	—
	UB7DF	—	1	24	1	—
	UB7FF	—	1	36	1	—
	UB7HF	—	1	48	1	—
	UB7DG	—	1 1/4	24	1	—
	UB7FG	—	1 1/4	36	1	—
	UB7HG	—	1 1/4	48	1	—
	UB7CH	—	1 1/2	18	1	—
	UB7DH	UB7DHB	1 1/2	24	1	1
	UB7FH	—	1 1/2	36	1	—
	UB7HH	—	1 1/2	48	1	—
	UB7CJ	—	2	18	1	—
	UB7DJ	UB7DJB	2	24	1	1
	UB7FJ	UB7FJB	2	36	1	1
	UB7HJ	—	2	48	1	—
	UB7DK	UB7DKB	2 1/2	24	1	1
	UB7FK	—	2 1/2	36	1	—
	UB7HK	—	2 1/2	48	1	—
	UB7CL	—	3	18	1	—
	UB7DL	UB7DLB	3	24	1	1
	UB7FL	UB7FLB	3	36	1	1
	UB7HL	—	3	48	1	—
	UB7DN	UB7DNB	4	24	1	1
	UB7FN	UB7FNB	4	36	1	1
	UB7HN	—	4	48	1	—
	UB7FP	—	5	36	1	—
	UB7HP	—	5	48	1	—
	UB7FR	—	6	36	1	—
UB7HR	—	6	48	1	—	
UB7IR	—	6	60	1	—	
30° ELBOW 	UB6FN	—	4	36	1	—
	UB6FR	—	6	36	1	—
22 1/2° ELBOW 	—	UB5DHB	1 1/2	24	—	20
	—	UB5DJB	2	24	—	20
	—	UB5FJB	2	36	—	25
	—	UB5DKB	2 1/2	24	—	15
	UB5DL	UB5DLB	3	24	1	10
	—	UB5FLB	3	36	—	1
	UB5DN	UB5DNB	4	24	1	5
	—	UB5FNB	4	36	—	1
11 1/2° ELBOW 	UB5FP	—	5	36	1	—
	UB3FP	—	5	36	1	—

NOTE: Elbows 72" and larger may be shipped in segments. Consult factory for specifics.

Flexible PVC Elbows



- UL Listed for exposed and direct burial applications in accordance with Article 356 of the NEC®
- 0°–90° bending and offset applications
- O-ring seal for moisture-tight connections
- Maintains round shape throughout bend
- Sunlight resistant
- Non-corrosive — all PVC and Neoprene material
- Fully assembled and ready to use

CAT. NO.	SIZE (IN.)	STD. CTN.	STD. WT. (LBS.)	LENGTH FULLY ASSEMBLED (IN.)
UAFAD	1/2	8	1.6	8.5
UAFAE	3/4	6	1.9	9.6
UAFAF	1	6	2.4	11.9



ETL Listed to UL 651 in compliance to the NEC®



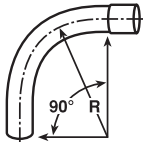
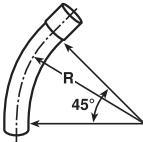
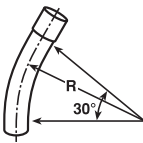
LISTED E23018

Carlton® Non-Metallic Rigid Conduit, Fittings and Accessories

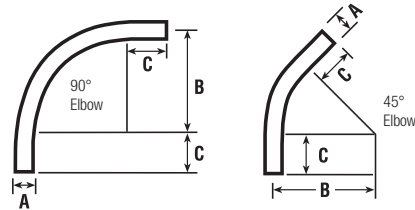


Canadian Schedule 40 Elbows Standard Radius

SP®
LR90813

ITEM	BELLED END CAT. NO.	BELLED END SIZE (IN.)	STD. CTN.
90° ELBOW 	UA9ADCB-CTN	½	40
	UA9AECB-CTN	¾	25
	UA9AFCB-CTN	1	25
	UA9AGCB-UPC	1¼	20
	UA9AHCB-UPC	1½	25
	UA9AJCB-UPC	2	20
	UA9AKCB-CTN	2½	10
	UA9ALCB-UPC	3	25
	UA9AMCB	3½	1
	UA9ANCB	4	1
	UA9APCB	5	1
	UA9ARCB	6	1
	45° ELBOW 	UA7AGCB	1¼
UA7AHCB		1½	20
UA7AJCB		2	20
UA7AKCB		2½	1
UA7ALCB		3	5
UA7AMCB		3½	1
UA7ANCB		4	1
30° ELBOW 	UA6AJCB	2	20
	UA6ANCB	4	1
	UA6ARCB	6	1

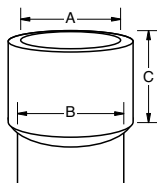
Standard Radius Elbow Dimensions



SIZE (IN.)	A (IN.)	B MIN. (RADIUS) (IN.)	C MIN. (IN.)
½	.840	4	1½
¾	1.050	4½	1½
1	1.315	5¼	1½
1¼	1.660	7¼	2
1½	1.900	8¼	2
2	2.375	9½	2
2½	2.875	10½	3
3	3.500	13	3½
3½	4.000	15	3½
4	4.500	16	3½
5	5.563	24	3½
6	6.625	30	3½

Available in plain and integral belled end for use with non-metallic solvent weld fittings.

Integral Belled End Dimensions



TRADE SIZE (IN.)	A AT ENTRANCE		B AT BOTTOM		C SOCKET DEPTH	
	MAX.	MIN.	MAX.	MIN.	MAX.	MIN.
½	.860	0.844	0.844	0.828	1.500	0.652
¾	1.074	1.054	1.056	1.036	1.500	0.719
1	1.340	1.320	1.320	1.300	1.875	0.875
1¼	1.689	1.665	1.667	1.643	2.000	0.938
1½	1.930	1.906	1.906	1.882	2.000	1.062
2	2.405	2.381	2.381	2.357	2.000	1.125
2½	2.905	2.875	2.883	2.853	3.000	1.469
3	3.530	3.500	3.507	3.477	3.125	1.594
3½	4.065	3.965	4.007	3.977	3.250	1.687
4	4.565	4.465	4.506	4.476	3.375	1.750
5	5.643	5.543	5.583	5.523	3.625	1.937
6	6.708	6.608	6.644	6.584	3.750	2.125

Rigid Non-Metallic Conduit Fittings (for use with Schedule 40 & 80 Conduit)



Expansion Fittings

E945 series expansion fittings are designed to compensate for length changes due to temperature variations in exposed conduit runs.

- Exclusive molded-in mid-point indicator on the piston
- Exclusive 2" expansion fitting with an 8" travel distance
- Two-piece molded design with lubricated seals for easier movement for the life of the product
- Ridges on the fitting for easier installation (sizes 2"-6" only)
- Male terminal adapter end design (½"-2" NPT Threads, and 2½"-6" NPSC threads)
- Two O-rings to prevent leakage
- Can be installed vertically or horizontally



COUPLING END CAT. NO.	MALE TERMINAL ADAPTER END CAT. NO.	SIZE (IN.)	STD. CTN.	TRAVEL LENGTH (IN.)
E945D	E945DX	½	20	4
E945E	E945EX	¾	15	4
E945F	E945FX	1	10	4
E945G	E945GX	1¼	5	4
E945H	E945HX	1½	5	4
E945J	E945JX	2	15	8
E945K	E945KX	2½	10	8
E945L	E945LX	3	10	8
E945M	E945MX	3½	5	8
E945N	E945NX	4	5	8
E945P	E945PX	5	1	8
E945R	E945RX	6	1	8

Short Expansion Couplings

Expand to a maximum of 2".

CAT. NO.	SIZE (IN.)	STD. CTN.
E955D	½	40
E955E	¾	40
E955F	1	25
E955G	1¼	15
E955H	1½	10
E955J	2	6

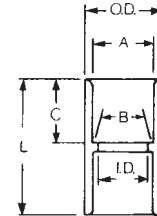


Couplings Standard Couplings

All socket fittings should be attached using Carlton® solvent cement.



Socket type for joining non-metallic conduit.



Except where noted by ▶

CAT. NO.	SIZE (IN.)	STD. CTN.	TYPICAL (IN.)		I.D. (IN.)	O.D. (IN.)	TYPICAL (IN.)	
			A	B			C	L
E940D	½	150	.852	.836	.728	1¼	1¼	1½
▶ CE940DR-CTN	½	75	.852	.836	.728	1¼	1¼	1½
E940E	¾	100	1.064	1.046	.840	1¾	¾	1¾
▶ CE940ER-CTN	¾	45	1.064	1.046	.840	1¾	¾	1¾
E940F	1	50	1.330	1.310	1.210	1¾	1½	2
▶ CE940F-UPC	1	50	1.330	1.310	1.210	1¾	1½	2
E940G	1¼	30	1.677	1.655	1.535	1¾	1	2½
E940H	1½	25	1.918	1.894	1.755	2¾	1¾	2¾
E940J	2	30	2.393	2.369	2.190	2¾	1¾	2½
E940K	2½	20	2.890	2.868	2.688	3¾	1¾	3¾
E940L	3	25	3.515	3.492	3.375	3¾	1¾	3¾
E940M	3½	20	4.015	3.992	3.780	4¾	1¾	3¾
E940N	4	15	4.515	4.491	4.265	5¾	1¾	3¾
E940P	5	8	5.593	5.553	5.097	6¾	1¾	4¾
E940R	6	5	6.658	6.614	6.115	7¾	2¾	4¾

▶ Canada only

Special Long Line Couplings



Long Line Couplings

CAT. NO.	SIZE (IN.)	STD. CTN.	STD. WT. (LBS.)	LENGTH (IN.)
E941H	1½	40	9	3.19
E941J	2	25	8	3.59
E941K	2½	15	8	4.29
E941L	3	15	14	6.44
E941N	4	10	15	6.96
E941PF	5	4	12	9.63
▶ E941RF	6	5	21	11.75

Fabricated Expansion Couplings



CAT. NO.	SIZE (IN.)	STD. CTN.	TRAVEL LENGTH (IN.)
E945KXL	2½	10	12

Non-Metallic Rigid Conduit, Fittings and Accessories

Rigid Non-Metallic Conduit Fittings (for use with Schedule 40 & 80 Conduit)

Couplings

Special Long Line Couplings —
Sleeve Couplings

Sleeve Coupling
(For Repair Work)
No Internal Stop



CAT. NO.	SIZE (IN.)	STD. CTN.	STD. WT. (LBS.)	LENGTH (IN.)
▶ E948H	1½	25	6	4
▶ E948J	2	25	5	3
▶ E948K	2½	25	16	6
▶ E948L	3	25	13	4
▶ E948N	4	10	8	6.5
▶ E948P	5	14	33	7
▶ E948R	6	6	16	6
▶ E948JR	2	15	8	6
▶ E948JS	2 (Sch. 40 Split Duct)	25	6	—
▶ E948KS7	2½ (Sch. 40 Split Duct)	25	19	7
▶ E948L12	3	1	1	12
▶ E948L6	3	15	15	6
▶ E948LS	3 (Sch. 40 Split Duct)	25	17	—
▶ E948N12	4	10	28	12
▶ E948N7	4	15	25	7
▶ E948NS	4 (Sch. 40 Split Duct)	10	15	—
▶ E948PS	5 (Sch. 40 Split Duct)	1	2	—
▶ E948R10	6	6	25	10
▶ E948R12	6	6	25	12
▶ E948RS	6 (Sch. 40 Split Duct)	1	2	—

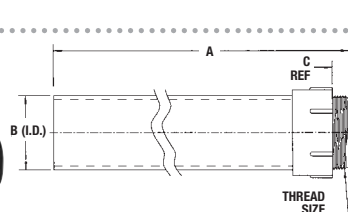
Special Schedule 40 Swedge Couplings

CAT. NO.	SIZE (IN.)	STD. CTN.	STD. WT. (LBS.)
▶ E442K	2½	20	13
▶ E442R	6	6	27
▶ E442T	8	2	17

*Consult factory for additional sizes



Risers Schedule 40



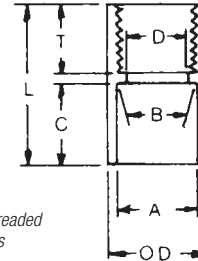
CAT. NO.	SIZE (IN.)	A (IN.) (LENGTH)	B (IN.)	C (IN.)	THREAD SIZE (IN.)	STD. CTN.	STD. WT. (LBS.)
▶ E954HX	1½	80.00	1.567	.950	1½ NPT	1	3.8
▶ E954J	2	60.00	2.024	.825	2 NPT	1	3.7
▶ E954JX	2	80.00	2.024	.825	2 NPT	1	5.0
▶ E954K	2½	60.00	2.418	.812	2½ NPSC	1	6.0
▶ E954KX	2½	80.00	2.418	.812	2½ NPSC	1	8.4
▶ E954L	3	60.00	3.012	.798	3 NPSC	1	8.7
▶ E954LX	3	80.00	3.012	.798	3 NPSC	1	11.0

Adapters

Female Adapters



Except where noted by ▶



For adapting non-metallic conduits to threaded fittings, metallic systems. Female threads on one end, socket end on other.

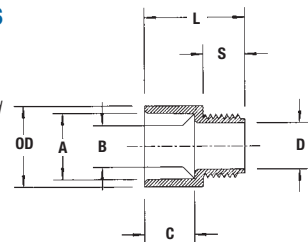
CAT. NO.	SIZE (IN.)	STD. CTN.	TYPICAL (IN.)		MIN. D (IN.)	MAX. OD (IN.)	TYPICAL (IN.)		
			A	B			C	T	L
E942D	½	150	.852	.836	.620	1¼	1¼	¾	1¼
E942E	¾	100	1.064	1.046	.822	1½	1½	¾	1½
E942F	1	50	1.330	1.310	1.046	1¾	1¾	¾	1¾
E942G	1¼	30	1.677	1.655	1.377	2¼	1	¾	2
E942H	1½	25	1.918	1.894	1.607	2½	1½	¾	2½
E942J	2	30	2.393	2.369	2.064	2¾	1¾	1	2¾
E942K	2½	20	2.890	2.868	2.450	3½	1¾	1½	2¾
E942L	3	25	3.515	3.492	3.000	3¾	1¾	1½	3½
E942M	3½	20	4.015	3.992	3.500	4½	1¾	1½	3¾
E942N	4	15	4.515	4.491	4.000	5¼	1¾	1½	3¾
▶ E942NX9*	4	15	(Call for information)						
E942P	5	8	5.593	5.553	5.047	6¼	1¾	1½	3¾
E942R	6	6	6.658	6.614	6.055	7¼	2½	1¾	3¾
▶ E942RX*	6	6	(Call for information)						

* Long Line Adapter

Male Terminal Adapters



For adapting non-metallic conduits to boxes, threaded fittings, metallic systems. Male threads on one end, socket end on other.



CAT. NO.	SIZE (IN.)	STD. CTN.	TYPICAL (IN.)		MIN. D (IN.)	MAX. OD (IN.)	TYPICAL (IN.)		
			A	B			C	S	L
E943D	½	150	.852	.836	.594	1.042	.652	.545	1.310
E943E	¾	125	1.064	1.046	.793	1.290	.809	.553	1.470
E943F	1	50	1.330	1.310	1.025	1.580	.965	.812	1.902
E943G	1¼	50	1.677	1.655	1.345	1.973	1.208	.816	1.986
E943H	1½	25	1.918	1.894	1.574	2.188	1.155	.802	2.105
E943J	2	50	2.393	2.369	1.998	2.713	1.145	.825	2.093
E943K	2½	25	2.890	2.868	2.400	3.290	1.490	.812	2.480
E943L	3	45	3.515	3.492	2.989	3.965	1.643	.797	2.660
E943M	3½	30	4.015	3.992	3.405	4.515	1.720	.802	2.740
E943N	4	20	4.515	4.491	3.895	5.065	1.788	.733	2.830
E943P	5	5	5.593	5.553	4.900	6.104	1.935	.990	3.200
E943R	6	10	6.658	6.614	5.900	7.288	2.128	.985	3.410

Rigid Non-Metallic Conduit Fittings (for use with Schedule 40 & 80 Conduit)

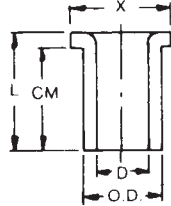


Adapters

Box Adapters for Enclosures



Adapts non-metallic conduit to all electrical enclosures by inserting adapter through knockout and cementing into Carlton couplings.



CAT. NO.	SIZE (IN.)	STD. CTN.	MIN D (IN.)	OD (IN.) TYPICAL	MAX X (IN.)	CM (IN.) TYPICAL	L (IN.) TYPICAL
E996D	1/2	100	.662	.840	1 1/4	2 3/2	2 7/2
E996E	3/4	100	.824	1.050	1 21/64	2 5/2	2 9/2
E996F	1	100	1.049	1.315	1 1/2	2 9/4	1 3/2
E996G	1 1/4	50	1.380	1.660	1 3/2	1 1/6	1 1/4
E996H	1 1/2	50	1.610	1.900	2 3/64	1 1/6	1 1/2
E996J	2	25	2.067	2.375	2 9/2	1 1/4	1 1/6
E996K	2 1/2	15	2.469	2.875	3 1/6	1 1/6	1 1/6
E996L	3	20	3.068	3.500	4 1/2	2	2 1/6
E996N	4	10	4.026	4.500	5 1/2	2 1/2	2 1/4

Threaded Adapters

CAT. NO.	SIZE (IN.)	STD. CTN.
E9842D ¹	1/2	25
E9842E ²	3/4	25

¹ Fits 3/4" sockets
² Fits 1" sockets

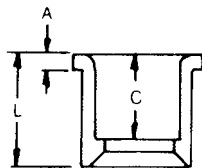


Reducers

Reducer Bushings



For connecting different sizes of conduit.
Bell x Spigot.



CAT. NO.	SIZE (IN.)	STD. CTN.	L (IN.) TYPICAL	A (IN.) TYPICAL	C (IN.) TYPICAL
E950ED	3/4 x 1/2	100	1 1/2	1 3/4	1 1/2
E950FD-CAR	1 x 1/2	25	1 11/2	3/6	5/64
E950FE	1 x 3/4	100	1 11/2	3/6	1 1/4
E950GE-CAR	1 1/4 x 3/4	10	1 11/2	3/6	1 1/4
E950GF	1 1/4 x 1	50	1 11/2	3/6	1 1/4
E950HF-CAR	1 1/2 x 1	10	1 11/2	3/6	1 1/4
E950HG-CAR	1 1/2 x 1 1/4	10	1 11/2	3/6	1 11/64
E950JG-CAR	2 x 1 1/4	10	1 3/4	7/2	1 11/64
E950JH-CAR	2 x 1 1/2	10	1 3/4	7/2	1 5/64
E950KJ-CAR	2 1/2 x 2	10	2 3/2	3/6	1 7/64
E950LJ-CAR	3 x 2	10	2 3/2	1/4	1 1/2
E950LK	3 x 2 1/2	25	1 11/6	1/4	1 11/6
E950NL	4 x 3	25	2 3/4	5/6	1 15/6

Plugs

Reducer Plugs

CAT. NO.	SIZE (IN.)	STD. CTN.	STD. WT. (LBS.)
E971C	3/4 x 1/2	100	2
E971D	1 x 3/4	100	3



Plugs (Polyethylene)

CAT. NO.	SIZE (IN.)	STD. CTN.	STD. WT. (LBS.)
P258H	1 1/2	50	2
P258K	2 1/2	25	1.5



Plugs with Pull Tabs (Polyethylene)

CAT. NO.	SIZE (IN.)	STD. CTN.	STD. WT. (LBS.)
P258JT	2	60	3
P258LT	3	30	3
P258NT	4	48	8
P258PT	5	30	6
P258RT	6	30	9



Fabricated Reducers



CAT. NO.	SIZE (IN.)	STD. CTN.	STD. WT. (LBS.)
Male x Male			
E952JH	1 1/2 x 2	48	20
E952KJ	2 1/2 x 2	48	26
E952LJ	3 x 2	36	21
E952LK	3 x 2 1/2	36	32
E952NL	4 x 3	15	21
E952NM	4 x 3 1/2	15	25
E952PN	5 x 4	12	27
E952RP	6 x 5	10	31
Male x Female			
E952NJF	4 x 2	15	16
E952RNF	6 x 4	10	28



Except where noted by ▶

Carlton® Non-Metallic Rigid Conduit, Fittings and Accessories

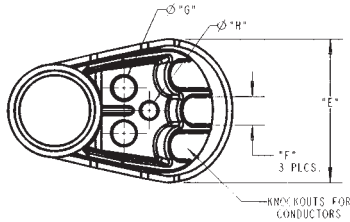
Carlton®

Rigid Non-Metallic Conduit Fittings (for use with Schedule 40 & 80 Conduit)

Caps Service Entrance Caps



UL US
LISTED
E13938



CAT. NO.	SIZE (IN.)	STD. CTN.	DIMENSIONS (IN.)			
			E	F	G	H
E998D	½	5	1.76	.45	.45	—
E998E	¾	20	1.76	.45	.45	—
E998E-CAR	¾	5	1.76	.45	.45	—
E998F	1	15	2.26	.59	.58	—
E998F-CAR	1	5	2.26	.59	.58	—
E998G-CAR	1¼	5	3.52	.74	.71	.50
E998H-CAR	1½	5	3.52	.74	.71	.50
E998J-CAR	2	5	4.26	.83	.78	.56
E998K-UPC	2½	2	7.47	1.70	1.31	1.00
E998L	3	2	7.47	1.70	1.31	1.00
E998N	4	2	10.45	2.25	1.88	1.31

End Caps

CAT. NO.	SIZE (IN.)	STD. CTN.	STD. WT. (LBS.)
▶ E958D	½	100	3
▶ E958E	¾	100	4
▶ E958F	1	75	5
▶ E958G	1¼	40	4
▶ E958H	1½	30	4
▶ E958J	2	25	5
▶ E958K	2½	10	4
▶ E958L	3	10	5
▶ E958N	4	5	17
▶ E958P	5	5	11
▶ E958R	6	5	13



PVC Riser Caps

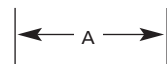
CAT. NO.	SIZE (IN.)	STD. CTN.	STD. WT. (LBS.)
▶ E935J	2	25	3
▶ E935L	3	25	5
▶ E935N	4	25	7
▶ E935P	5	25	35
▶ E935R	6	10	7



Offsets Meter Offset

SP®
LR31146

UL LISTED
E23018
Except where noted by ▶



CAT. NO.	SIZE (IN.)	STD. CTN.	OFFSET (IN.)	A (IN.)
▶ E995G	1¼	15	0.758	4.230
▶ E995J	2	8	0.684	4.270

Offset

CAT. NO.	SIZE (IN.)	OFFSET (IN.)	STD. CTN.	STD. WT. (LBS.)
▶ E994D	½	.250	25	3
▶ E994E	¾	.250	25	3
▶ E994F	1	.500	50	12



End Bells End Bells

CAT. NO.	SIZE (IN.)	STD. CTN.	STD. WT. (LBS.)
E997F	1	50	2.6
E997G	1¼	35	2.5
E997H	1½	30	2.5
E997J	2	40	5.0
E997K	2½	30	2
E997L	3	50	10
E997M	3½	40	11
E997N	4	30	16
▶ E997P	5	15	8
▶ E997R	6	10	7
▶ E997T	8	3	15



Fabricated End Bells (Schedule 40)

CAT. NO.	SIZE (IN.)	STD. CTN.	STD. WT. (LBS.)
▶ E949J5	2 x 5	50	10
▶ E949J6	2 x 6	25	12
▶ E949JN	2 x 4	25	7
▶ E949JX	2 x 8	12	7
▶ E949LR	3 x 6	20	21
▶ E949N5	4 x 5	20	2
▶ E949NR	4 x 6	15	21
▶ E949R5	6 x 5	12	27
▶ E949RX	6 x 8	6	17



Carlton® Non-Metallic Rigid Conduit, Fittings and Accessories

Thomas & Betts

www.tnb.com

Corporate Office
Tel: 901.252.8000
800.816.7809
Fax: 901.252.1354

Customer Service
Tel: 800.816.7809
Fax: 800.816.7810

Technical Services
Tel: 888.862.3289
Fax: 901.252.1321

Tool Services
Tel: 800.284.8665