



Contents

<i>Description</i>	<i>Page</i>
Selection table for SCCR PDBs and power terminal blocks . . .	10-2
Power distribution blocks	
PDBFS enclosed, with high SCCR	10-3
PDB with high SCCR	10-4
Power terminal blocks	
163	10-5
11675 2- to 12-pole quick-connect	10-7
11725 2- to 4-pole quick-connect	10-7
160, 162, 163 and 165	10-7
Power stud terminal blocks	
162, 163 and 165	10-8
Power splicer blocks	
160, 162, 163 and 165	10-8
Barrier terminal blocks	
14002	10-9
Dead front terminal blocks	
14004	10-9

Power distribution and terminal blocks

Simplify your panel design by combining circuit protection and power distribution.



The Bussmann series Class J power distribution fuse blocks are available from 100 to 400 amps with up to six dual wire rated loadside terminals and a high 200kA withstand rating. See page 9-22 for details.

Selection table for SCCR power distribution blocks and power terminal blocks

Short-circuit current rated power distribution blocks

Eaton offers three distinctly different styles of short-circuit current rated power distribution blocks (PDBs) and power terminal blocks (PTBs) to match different application needs. The differences are whether the power distribution blocks are enclosed or not, and whether they are UL 1953 Listed PDBs or UL 1059 Recognized PTBs, which have different minimum spacing requirements. The table on this page can assist in the selection of the right series for your application requirements.

Why these are important

Equipment short-circuit current ratings (SCCRs) are now required in the 2011 NEC® and UL 508A Listed Industrial

Control Panels. Marking the SCCR on Industrial Control Panels (NEC® 409.110), Industrial Machinery Electrical Panels (NEC® 607.3(A)), and HVAC equipment (NEC® 440.4(B)) is required by the National Electrical Code. PDBs or PTBs not marked with a SCCR, typically are the weakest link and may limit an assembly to no more than 10kA SCCR. The PDBFS and PDB have increased spacing required where used in feeder circuits in equipment listed to UL508A (UL1059 PTBs must be evaluated for proper spacings). Also, for building wiring systems, the PDBFS and PDB power distribution blocks can be used to meet the new 2013 NEC® requirements in section 376.56(B) for PDBs in wireways.

Selection table

Description	Catalog page	UL	Enclosed	High SCCR*	Spacing** 1" air 2" surface	Industrial control panels UL 508A branch circuit	Industrial control panels UL 508A feeder circuit	HVAC UL 1995	Wireways NEC® 376.56(B) (requires UL 1953)
Series PDBFS	325	UL 1953 Listed	Yes†	Yes	Yes	Yes	Yes	Yes	Yes
Series PDB	326	UL 1953 Listed	No***	Yes	Yes	Yes	Yes	Yes	Yes w/optional cover

† IP20 Finger-safe under specific conditions, see datasheet 1149.

*When protected by proper fuse class with maximum ampere rating specified or less.

See **PDB spacing requirements for equipment table below.

***Optional covers are available. Not IP20, but provide a safety benefit.

****No, except: Yes, if single pole units installed with proper spacings.

PDB and PTB minimum spacing requirements for equipment

UL Standard	Spacing between live parts of opposite polarity		Spacing between live parts and grounded parts or enclosure @600V
	Through air @600V	Over surface @600V	
508A feeder circuits	1"	2"	1"
508A branch circuits	3/8"	1/2"	1/2"
1995 HVAC	3/8"	1/2"	1/2"

Note: Refer to specific UL standards for complete spacing details.



Series PDBFS



Series PDB

Feature/benefits

- Enclosed, safer installation; IP20 finger-safe under specific conditions
- High short-circuit current ratings up to 200kA: PDBs do not have to be the weak link in achieving high SCCR for an industrial control panel
- Small footprint saves panel space
- Listed to UL 1953 which has minimum spacing requirements at 600V of at least 1" through air and 2" over surface required for feeders in UL 508A Industrial Control Panels
- For 2D CAD drawings visit Eaton.com/bussmannseries



Electrical

- 600Vac/dc (UL 1953), 690Vac/dc (IEC)
- IP20 finger-safe under specific conditions
- Short-circuit current ratings up to 200kA, see table
- Ampacities up to 760 amps
- Cu/Al wire range 14 AWG to 500 kcmil or 2.5 to 240 mm²

Mechanical

- DIN-Rail or panel mount; PDBFS330 and PDBFS504 panel mount only
- Captive termination screws; screws do not get misplaced
- Wire ready: captive termination screws shipped backed out to save time on conductor installations
- Sliding DIN-Rail latch for easy mounting
- Single pole, gang mountable for multiple pole applications with interlocking dovetail accessory (optional)
- Flammability, UL 94V0
- Tin-plated Al connectors suitable for Cu/Al conductors
- Elongated hole for panel mounting; easier mounting with greater flexibility in matching up with drilled panel holes
- Part 2A1279: Interlocking dovetail pin accessory
- One pin interlocks two units, two pins to interlock three units
- DIN-Rail end anchors required to prevent damage to block when torquing

Agency/standards

- UL Listed 1953, Guide QPQS, File E256146
- CSA Certified, Class 6228-01, File 47235
- IEC 60947-7-1
- IEC 60529, IP20 (finger-safe) under specific wiring conditions

Series PDBFS

Electrical		Terminal copper conductor capability			Short-circuit current rating data							
		Line	Load	Configuration	Conductors		Max fuse Class and Amp**				SCCR	
Catalog number (All Single Pole)	Amps	Wire range	Wire range	Openings per pole Line Load		Line AWG or kcmil	Load AWG or kcmil	J LPJ	T JJS JJN	RK1 LPS-RK LPN-RK		RK5 FRS-R FRN-R
PDBFS204	175A	2/0 to 8 AWG Cu/Al	2/0 to 8 AWG Cu/Al	○	○	2/0 to 8	2/0 to 8	200	200	100	60	200kA
PDBFS220	175A	2/0 to 14 AWG Cu 2/0 to 8 Al	4 to 14 AWG Cu 4 to 8 AWG Al	○	○○	2/0 to 8	4 to 12	200	200	100	60	200kA
							4 to 14	175	175	100	30	100kA
								200	200	100	60	50kA
PDBFS303	310A	350kcmil to 6 AWG Cu/Al	350kcmil to 6 AWG Cu/Al	○	○	350 to 6	350 to 6	400	400	200	100	200kA
PDBFS330	380A	500kcmil to 6 AWG Cu/Al	2 to 14 AWG Cu 2 to 12 Al	○	○○	500 to 6	2 to 6	400	400	200	100	200kA
							2 to 14	200	200	100	60	50kA
								175	175	100	30	100kA
PDBFS377	570A	300kcmil to 4 AWG Cu/Al	4 to 14 AWG Cu 4 to 12 Al	○○	○○○○	300	4 to 8	600	600	400	200	200kA
						300 to 4	4	400	400	200	100	100kA
							4 to 14	200	200	100	60	50kA
PDBFS500	620A	350kcmil to 4 AWG Cu/Al	350kcmil to 4 AWG Cu/Al	○○	○○	350 to 4	350 to 4	600	600	400	200	200kA
PDBFS504	760A	500kcmil to 6 AWG Cu/Al	500kcmil to 6 AWG Cu/Al	○○	○○	500	500	600	800*	600	200	200kA
						500 to 6	500 to 6	600	600	400	200	100kA

Ampacities 75°C per NEC® Table 310.16 and UL508A Table 28.1

*Class L 800A (KRP-C 800_SP) or less fuses suitable for this particular SCCR case.

** Class G 60A (SC-60) or less or Class CC 30A (LP-CC-30, FNQ-R-30, KTK-R-30) or less are suitable for all SCCRs in this table.



Feature/benefits

- High short-circuit current ratings up to 200kA. These PDBs do not have to be the weak link in achieving high SCCR for an industrial control panel
- Listed to UL 1953 which has minimum spacing requirements at 600V of at least 1" through air and 2" over surface required for feeder in UL 508A Industrial Control Panels
- For 2D CAD drawings visit Eaton.com/bussmannseries

Agency/standards

- UL Listed 1953, Guide QPQS, File E256146

Electrical

- 600Vac/dc (UL 1953)
- Short-circuit current ratings up to 200kA, see table
- Wire range 14 AWG to 350 kcmil Cu/Al
- Spacing between uninsulated opposite polarities or ground meets UL 1953 which requires at least 1" through air and 2" over surface
- Ratings available with circuit breakers

Mechanical

- Panel mount
- Flammability, UL 94V0
- Tin-plated Al connectors suitable for Cu/Al conductors

Optional covers

Covers are ordered for each individual pole, i.e., three 1-pole covers for 3-pole block, see table A.

Except PDB321 blocks have one cover for 1-, 2- or 3-pole versions, see table B.

Table A

Block	Cover
PDB2XX-(pole):	CPB162-1
PDB3XX-(pole):	CPDB-1

Table B

Block	Cover
PDB321-1	CPDB-1
PDB321-2	CPDB-2
PDB321-3	CPDB-3

Series PDB

Catalog number - Pole	Amps	Terminal copper conductor capability			Short-circuit current rating data							
		Line	Load	Configuration	Conductors		Max fuse class and Amp*				SCCR	
		Wire range	Wire range	Openings per pole Line Load	Line AWG or kcmil	Load AWG or kcmil	J LPJ	T JJS JJN	RK1 LPS-RK LPN-RK	RK5 FRS-R FRN-R		
PDB204-1 PDB204-3	175A	2/0 - 8 AWG Cu 2/0 - 12 AWG Al	2/0 - 8 AWG Cu 2/0 - 12 AWG Al		2/0 - 8	2/0 - 8	200	200	200	60		200kA
PDB220-1 PDB220-3	175A	2/0 - 8 AWG Cu 2/0 - 8 AWG Al	4 - 14 AWG Cu 4 - 8 AWG Al		2/0 - 8	4 - 12 14	200 175† 200†	200 175† 200†	200† 100† 100†	60† 60† 60†	200kA 100kA 50kA	
PDB280-1 PDB280-3	175A	2/0 - 8 AWG Cu 2/0 - 8 AWG Al	1/4-20 X 3/4 STUD		2/0 - 8	Stud	200	200	100	60	200kA	
PDB321-1 PDB321-2 PDB321-3	175A	2/0 - 8 AWG Cu 2/0 - 12 AWG Al	4 - 14 AWG Cu 4 - 12 AWG Al		2/0 - 8	4 - 12 14	400 400† 175†	400 400† 175†	200† 400† 100†	100† 100† 60†	200kA 100kA 100kA	
PDB323-1 PDB323-3	310A	350kcmil - 4 AWG Cu 350 - 6 AWG Al	4 - 12 AWG Cu 4 - 12 AWG Al		300 - 4	4 - 8 10 - 12	400 400† 175†	400 400† 175†	200† 400† 100†	100† 100† 60†	200kA 100kA 100kA	
PDB370-1 PDB370-3	310A	350kcmil - 4 AWG Cu 350 - 4 AWG Al	4 - 14 AWG Cu 4 - 12 AWG Al		350 - 4	4 - 8 10 - 14	400 400† 175†	400 400† 175†	200† 400† 100†	100† 100† 60†	200kA 100kA 100kA	
PDB371-1 PDB371-3	310A	350kcmil - 4 AWG Cu 350 - 6 AWG Al	(6) 2 - 12 AWG Al (3) 1/0-12 (6) 2 - 8 AWG Al (3) 1/0-8 AWG Al		350 - 4	1/0 - 6 8 - 12	400 400† 175†	400 400† 175†	200† 400† 100†	100† 100† 60†	200kA 100kA 100kA	

Ampacities 75°C per NEC® Table 310.16 and UL508A Table 28.1

* Class G 60A (SC-60) or less or Class CC 30A (LP-CC-30, FNQ-R-30_SP, KTK-R-30) or less are suitable for all these SCCR in this table.

† Higher SCCR may be available, check data sheet 1049.

163

Replaces Bussmann series 164

Specifications

Description: Power terminal block.

Dimensions: See Dimensions illustrations.

Construction: Tin-plated aluminum connectors.

Poles: 1- to 3-poles, See catalog numbers table on the following page.

Wire range: See catalog numbers table on the following page.

Ratings:

Volts: — 600Vac/dc

Amps: — See catalog numbers table on the following page.

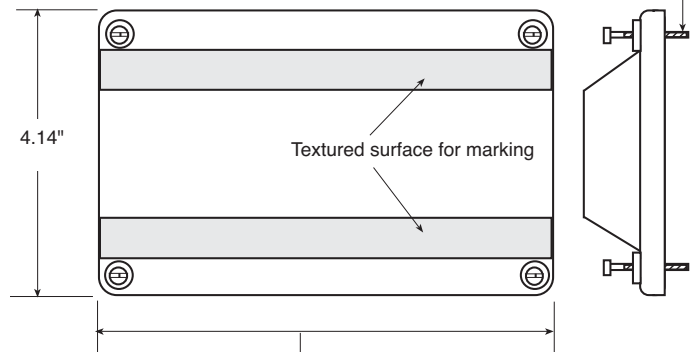
SCCR: — 10kA per UL 508A table SB4.1 (except for select products noted in table)

Agency information: CE, UL Recognized: Guide XCFR2, UL E62622, General Industrial Class per UL1059, CSA Certified: CSA 053787

Flammability rating: UL 94V0

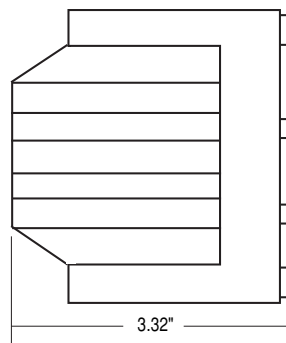
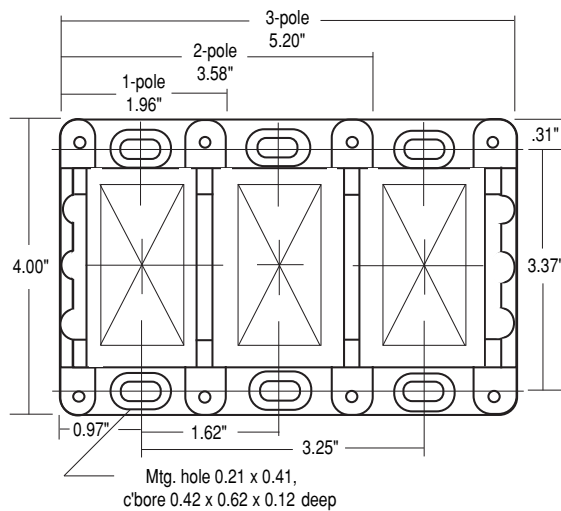


Supplied with (4) #4 thread-cutting screws assembled as shown



CPDB-1	(single pole)	2.10"
CPDB-2	(two pole)	3.72"
CPDB-3	(three pole)	5.34"

Dimensions
























(See following page for ratings)

Data Sheet: 1049

Catalog numbers

Basic

catalog numbers	Wire size (poles) lineside	(poles) loadside	Amps/pole	Line/load
16301*	250kcmil-6 AWG Cu only	250kcmil-6 AWG Cu only	255	
16303	350kcmil-6 AWG Cu-Al	350kcmil-6 AWG Cu-Al	310	
16306	500kcmil-6 AWG Cu-Al	500kcmil-6 AWG Cu-Al	380	
16321**	2/0-14 AWG CU, 2/0-8Al	(6)4-14 AWG Cu, 4-8 AWG Al	175	
16323**	350kcmil-6 AWG Cu-Al	(6)4-14 AWG Cu, 4-12 AWG Al	310	
16325	(2)2/0-14 AWG Cu, 2/0-8 AWG Al	(6)4-14 AWG Cu, 4-8 AWG Al	350	
16330	500kcmil-6 AWG Cu-Al	(6) 2-14 AWG Cu, 2-12 AWG Al	380	
16332	350kcmil-6 AWG Cu-Al	(3) 2-14 AWG Cu, 2-8 AWG Al (2) 1/0-14 AWG Cu, 1/0-8 AWG Al	310	
16335	500kcmil-6 AWG Cu-Al	(3) 2-14 AWG Cu, 2-8 AWG Al (2) 1/0-14 AWG Cu, 1/0-8 AWG Al	380	
16370**	350kcmil-6 AWG Cu-Al	(12)4-14 AWG Cu, 4-12 AWG Al	310	
16371**	350kcmil-6 AWG Cu-Al	(6) 2-14 AWG Cu, 2-8 AWG Al (3) 1/0-14 AWG Cu, 1/0-8 AWG Al	310	
16372	350kcmil-6 AWG Cu-Al	(21) 10-14 AWG Cu, 10 AWG Al	310	
16373	350kcmil-6 AWG Cu-Al	(14) 10-14 AWG Cu, 10 AWG Al (3) 1/0-14 AWG Cu-Al	310	
16375	600kcmil-2 AWG Cu-Al	(12)4-14 AWG Cu, 4-12 AWG Al	420	
16376	600kcmil-2 AWG Cu-Al	(6) 2-14 AWG Cu, 2-8 AWG Al (3) 1/0-14 AWG Cu, 1/0-8 AWG Al	420	
16377	(2)300kcmil-4 AWG Cu-Al	(12)4-14 AWG Cu, 4-12 AWG Al	570	
16378	500kcmil-6 AWG Cu-Al	Stud size (2) 1/4-20 x 1	380	
16383	500kcmil-6 AWG Cu-Al	Stud size (1) 3/8-16 x 1	380	
16390	3/8-16 x 1 1/8 stud size	3/8-16 x 1 1/8 stud size	250	
16394	1/2-13 x 1 1/16 stud size	1/2-13 x 1 1/16 stud size	400	
16395	3/8-16 x 1 1/16 stud size	(2) 1/4-20 x 3/16 stud size	310	

*Copper connectors for use with copper wire only.

**SCCR up to 200kA

Ordering information

163 blocks are available in 1-, 2- or 3-poles. To order: basic catalog number + number of poles.

Examples: 16301-1 = one-pole block
16301-3 = three-pole block

11675

Specifications

Description: Screw connection line side, (3) 0.250" quick-connect load side power terminal block.

Poles: 2- to 12-poles.

Wire range: 8 – 14 AWG Cu.

Ratings: Volts: — 250Vac/dc

Amps: — Up to 40A


SCCR: — 10kA per UL 508A table SB4.1

Agency information: CE, Guide XCFR2, UL E62622; CSA 47235.

Torque rating: 9 lb-in max.

Catalog numbers

Catalog numbers	Poles	Catalog numbers	Poles
11675-2	2	11675-8	8
11675-3	3	11675-9	9
11675-4	4	11675-10	10
11675-5	5	11675-11	11
11675-6	6	11675-12	12
11675-7	7		



11725

Specifications

Description: Screw connection line side, (4) 0.250" quick-connect load side power terminal block.

Poles: 2-, 3- or 4-poles.

Wire Range: 2 – 14 AWG Cu/8 AWG Al.

Ratings: Volts: — 600Vac/dc

Amps: — Up to 70A

SCCR: — 10kA per UL 508A table SB4.1

Agency Information: CE, UL Guide XCFR2, E62622; CSA 47235.

Torque Rating: 45 lb-in max.

Catalog Numbers

Catalog Numbers	Poles
11725-2	2
11725-3	3
11725-4	4



160, 162, 163 and 165

Specifications

Description: Power terminal blocks.

Construction: Molded black thermoplastic.

Wire range: See catalog numbers table.

Poles: 160: 2-, 3- or 4-poles
162, 163 and 165: 1-, 2- or 3-poles

Ratings: Volts: — 600Vac/dc

Amps: — Up to 1520A

SCCR: — 10kA per UL 508A table SB4.1 (except for select products noted in table)

Agency information: CE, Guide XCFR2, UL E62622 General Industrial Class per UL 1059; CSA Class 6228-01, File 53787.

Flammability rating: UL 94V0.

Catalog numbers

Catalog numbers	Line connection	Load connection	Connector material & ampacity	Agency information
16021*	2/0-#14Cu, 2/0-#8Al	(6)#4-#14Cu, #4-#8Al	175A	UL/CSA
16023*	350kcmil-#6Cu/Al	(6)#4-#14Cu, #4-#12Al	310A	UL/CSA
16220**	2/0-#14Cu, 2/0-#8Al	(4)#4-#14Cu, #4-#8Al	175A	UL/CSA
16321**	2/0-#14Cu, 2/0-#8Al	(6)#4-#14Cu, #4-#8Al	175A	UL/CSA
16323**	350kcmil-#6Cu/Al	(6)#4-#14Cu, #4-#12Al	310A	UL/CSA
16325	(2)2/0-#14Cu, 2/0-#8Al	(6)#4-#14Cu, #4-#8Al	350A	UL/CSA
16330	500kcmil-#6Cu/Al	(6)#2-#14Cu, #2-#12Al	380A	UL/CSA
16332	350kcmil-#6Cu/Al	(3)#2-#14Cu, #2-#8Al	310A	UL/CSA
16335	500kcmil-#6Cu/Al	(2)1/0-#14Cu, 1/0-#8Al	380A	UL/CSA
16370**	350kcmil-#6Cu/Al	(12)#4-#14Cu, #4-#12Al	310A	UL/CSA
16371**	350kcmil-#6Cu/Al	(6)#2-#14Cu, #2-#8Al	310A	UL/CSA
16372	350kcmil-#6Cu/Al	(3)1/0-#14Cu, 1/0-#8Al	310A	UL/CSA
16373	350kcmil-#6Cu/Al	(21)#10-#14Cu, #10Al	310A	UL/CSA
16375	600kcmil-#2Cu/Al	(14)#10-#14Cu, #10Al	310A	UL/CSA
16376	600kcmil-#2Cu/Al	(12)#4-#14Cu, #4-#12Al	420A	UL/CSA
16377	600kcmil-#2Cu/Al	(6)#2-#14Cu, #2-#8Al	420A	UL/CSA
16378	600kcmil-#2Cu/Al	(3)1/0-#14Cu, 1/0-#8Al	420A	UL/CSA
16379	600kcmil-#2Cu/Al	(4)3/0-#6Cu/Al	840A	UL/CSA
16380	600kcmil-#2Cu/Al	(4)#4-#14Cu/Al	840A	UL/CSA
16381	600kcmil-#2Cu/Al	(2)500kcmil-#6Cu/Al	760A	UL/CSA
16382	600kcmil-#2Cu/Al	(2)500kcmil-#6Cu/Al	380A	UL/CSA
16541	(1)500kcmil-#6Cu/Al	(21)#6-#14Cu/Al	380A	UL/CSA

*160 bases have mounting holes outside the barriers. Other bases (162 through 165) have mounting holes within barriers. See Data Sheet for dimensional drawings.

**SCCR up to 200kA

How to order

Catalog number + # of poles

Example: 16021 – 3 (complete part number)

Optional covers:

- 160: CPB160 - (pole)
- 162: CPB162 - (pole)
- 163: CPDB- (pole)
- 165: CPDB165 (1 for each pole)

Data Sheets: 1117 (160, 162, 165); 1148 (163)

Power terminal blocks: stud and splicer

162, 163 and 165

Specifications

Description: Power stud terminal blocks.

Construction: Molded black thermoplastic.

Poles: 1-, 2- or 3-poles.

Wire range: See catalog numbers table.

Ratings:

Volts: — 600Vac/dc


Amps: — Up to 760A

SCCR: — 10kA per UL 508A table SB4.1 (except where noted)

Agency information: CE, Guide XCFR2, UL E62622
General Industrial Class per UL 1059; CSA Class 6228-01, File 53787.

Flammability rating:

UL 94V0.



160, 162, 163 and 165

Specifications

Description: Power splicer terminal blocks.

Construction: Molded black thermoplastic.

Wire range: See catalog numbers table.

Poles: Series 160: 2-, 3- or 4-poles

Series 162, 163 and 165: 1-, 2- or 3-poles

Ratings:


Volts: — 600Vac/dc

Amps: — Up to 760A

SCCR: — 10kA per UL 508A table SB4.1 (except for select products noted in table)

Agency information: CE, Guide XCFR2, UL E62622
General Industrial Class per UL 1059; CSA Class 6228-01, File 53787.

Flammability rating: UL 94V0.



Stud block catalog numbers

Catalog numbers	Line connection (poles)	Load connection (poles)	Material and ampacity	Connector agency information
Connector to stud				
16280*	2/0-#14Cu-Al	¼-20 X ¾ Stud	Al-175A	UL —
16281	2/0-#14Cu-Al	¼-20 Tapped hole	Al-175A	UL —
16378	500kcmil-#6Cu-Al	(2)¼-20 x 1 Stud	Al-380A	UL CSA
16383	500kcmil-#6Cu-Al	(1)¼-16 x 1 Stud	Al-380A	UL CSA
16582	(2)500kcmil-#6Cu-Al	(2)¼-16 x 1 ½ Stud	Al-760A	UL CSA
Stud to stud				
16290	¼-20 x ¾ Stud	¼-20 x ¾ Stud	Cu-175A	UL —
16390	¾-16 x 1 ½ Stud	¾-16 x 1 ½ Stud	Cu-250A	UL CSA
16392†	¾-16 x 1 ½ Stud	¾-16 x 1 ½ Stud	Cu-400A	UL CSA
16394	½-13 x 1 ½ Stud	½-13 x 1 ½ Stud	Cu-400A	UL CSA
16395	¾-16 x 1 ½ Stud	(2)¾-20 x ¾ Stud	Cu-310A	UL CSA
16591	¾-16 x 1 ½ Stud	(2)¾-16 x 1 ½ Stud	Cu-400A	UL CSA
16593**	½-13 X 1 Stud	½-13 X 1 Stud	Cu-600A	UL CSA

Nuts are not supplied with blocks

*SCCR up to 200kA

** 1-Pole not available

† Hardware included on studs; part number structure = 16392-#-H

How to order

Catalog number + # of poles

Example: 16000 – 3 (complete part number)

Optional covers:

160: CPB160 - (pole)

162: CPB162 - (pole)

163: CPDB - (pole)

165: CPDB165 (1 for each pole) - new style
CPB165 - (pole) - old style

For short-circuit current rated stud power distribution blocks, go to the PDB and 162 and 163 with high SCCR.

Data Sheets: 1117 (162, 165); 1148 (163)

Catalog numbers

Catalog numbers	Line connection	Load connection	Connector material and ampacity	Agency information
16000*	2/0-#8Cu/Al	2/0-#8Cu/Al	Al-175A	UL
16003*	250kcmil-#6Cu Only	250kcmil-#6Cu Only	Cu-255A	UL
16005*	350kcmil-#6Cu/Al	350kcmil-#6Cu/Al	Al-310A	UL
16200	#2-#14Cu, #2-#8Al	#2-#14Cu, #2-#8Al	Al-115A	UL
16201	1/0-#14Cu Only	1/0-#14Cu Only	Cu-150A	UL
16204**	2/0-#8Cu/Al	2/0-#8Cu/Al	Al-175A	UL
16301	250kcmil-#6Cu Only	250kcmil-#6Cu Only	Cu-255A	UL/CSA
16303	350kcmil-#6Cu/Al	350kcmil-#6Cu/Al	Al-310A	UL/CSA
16306	500kcmil-#6Cu/Al	500kcmil-#6Cu/Al	Al-380A	UL/CSA
16500	(2)350kcmil-#4Cu/Al	(2)350kcmil-#4Cu/Al	Al-620A	UL/CSA
16504	(2)500kcmil-#6Cu/Al	(2)500kcmil-#6Cu/Al	Al-760A	UL/CSA

*160 bases have mounting holes outside the barriers. Other bases (162 through 165) have mounting holes within barriers. See Data Sheet for dimensional drawings.

**SCCR up to 200kA

How to order

Catalog number + # of poles

Example: 16000 – 3 (complete part number)

Optional covers:

160: CPB160 - (pole)

162: CPB162 - (pole)

163: CPDB - (pole)

165: CPDB165 (1 for each pole) - new style
CPB165 - (pole) - old style

For short-circuit current rated and/or finger-safe splicer blocks, go to the PDBFS, PDB or 162 and 163 with high SCCR.

Data Sheets: 1117 (160, 162, 165); 1148 (163)

14002

Specifications

Description: Barrier terminal block.

Poles: 2- to 6-poles.

Wire range: 2 – 14 AWG Cu/8 AWG Al.

Ratings:

Volts: — 600Vac/dc

Amps: — 115A

SCCR: — 10kA per UL 508A table SB4.1

Agency information: CE, Guide XCFR2, UL E62622; CSA 47235.

Torque ratings*: 2-3, 50 lb-in; 4-6, 45 lb-in; 8, 40 lb-in; 10-14, 35 lb-in.

*Consult factory for torque ratings for CP and Q options.

Marking: Marking strip optional, consult factory.



Catalog numbers

Catalog numbers	Poles	Catalog numbers	Poles
14002-2	2	14002-5	5
14002-3	3	14002-6	6
14002-4	4		

14004

Specifications

Description: Dead front terminal block.

Poles: 2- to 12-poles.

Wire range: 4 – 14 AWG Cu/8 AWG Al.

Ratings:

Volts: — 600Vac/dc

Amps: — 90A

SCCR: — 10kA per UL 508A table SB4.1

Agency information: CE, Guide XCFR2, UL E62622; CSA 47235.


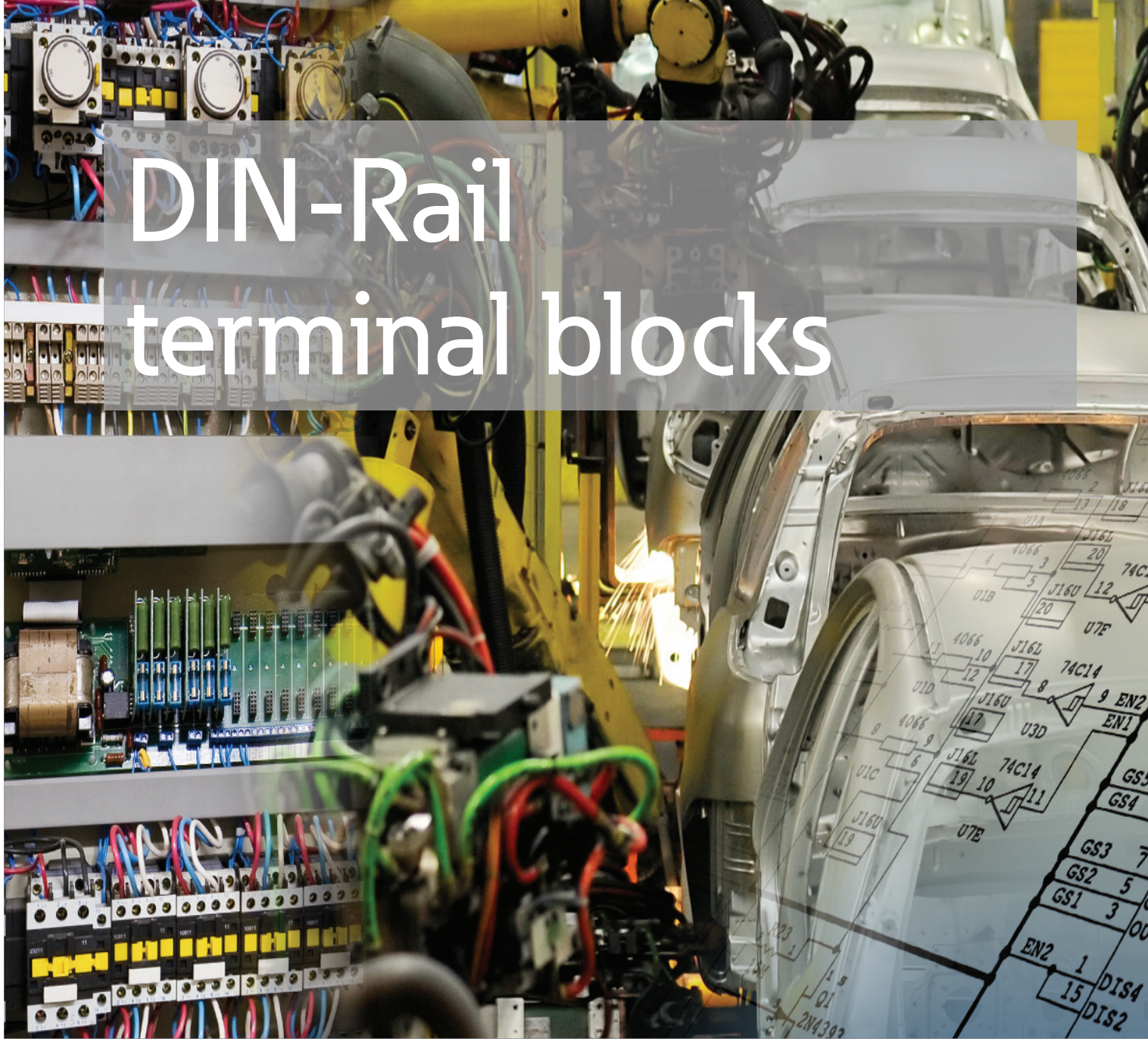
Marking: Marking strip optional, consult factory.



Catalog numbers

Catalog numbers	Poles	Catalog numbers	Poles
14004-2	2	14004-8	8
14004-3	3	14004-9	9
14004-4	4	14004-10	10
14004-5	5	14004-11	11
14004-6	6	14004-12	12
14004-7	7		

DIN-Rail terminal blocks



Ratings up to 200kA SCCR
feature multiple bridging options
for point of use configuration

EATON

Powering Business Worldwide