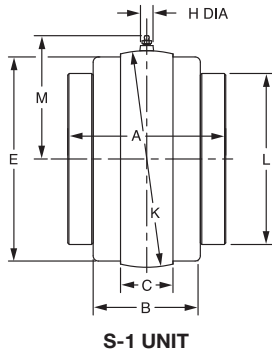


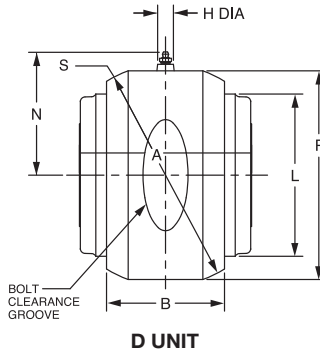
SELECTION/DIMENSIONS



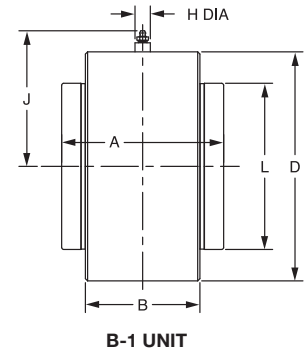
DOUBLE-INTERLOCK Units - Inch



S-1 UNIT



D UNIT



B-1 UNIT

Pillow Block

S-1 units are used in expansion and non-expansion pillow block housings

Flange

S-1 unit is used in expansion flange housings and non-expansion flange housings for 1-3/16 - 4"

Flange

D units are used in non-expansion flange housings

- 4-7/16 - 5" bore size
- Formerly used in DOUBLE-INTERLOCK non-expansion flange bearing and pillow blocks thru 5 bore size prior to '78

B-1 units can only be used in a customer manufactured housing and are often mounted in machines where bored holes can be provided. B-1 units can be used either as non-expansion or expansion bearings by providing a suitable means of locating the unit axially. B-1 units will handle slight misalignment requirements. Shaft must be supported by another unit or bearing. For mounting in rotating wheels the Type C B-1 units is preferred or consult the factory.

Shaft Size Inches	A	B	C	σ D	E		H	J	K	L	M	N	P	S
					Mach Side	Cast Side								
1-3/16	2.75	1.88	1.03	3.000	2.81	2.28	**	2.42	3.125 •	2.25	2.03	---	---	---
1-1/4														
1-3/8	3.00	2.06	1.16	3.438	3.25	3.31	11/16	2.54	3.625 •	2.75	2.64	2.88	3.63	3.844 •
1-7/16														
1-1/2	3.38	2.31	1.19	3.938	3.75	3.81	11/16	2.79	4.125 •	3.19	2.89	3.13	4.09	4.344 •
1-5/8														
1-11/16	3.50	2.44	1.50	4.250	4.13	4.19	11/16	2.95	4.562 •	3.44	3.10	3.25	4.44	4.656 •
1-3/4														
1-7/8	3.75	2.56	1.56	4.625	4.50	4.63	11/16	3.13	5.000 •	3.75	3.32	3.44	4.72	5.000 •
1-15/16														
2	4.00	2.75	1.44	5.000	4.81	4.88	11/16	3.32	5.186 •	4.06	3.41	3.58	5.16	5.437 •
2-3/16														
2-1/4	4.50	3.00	1.88	5.875	5.56	5.63	11/16	3.76	6.061 •	4.72	3.85	4.00	5.81	6.094 •
2-7/16														
2-1/2	5.00	3.50	2.00	7.125	6.81	6.88	11/16	4.38	7.373#	5.50	4.51	4.69	7.22	7.500 ^
2-11/16														
2-3/4	6.25	4.50	2.38	7.875	7.44	7.50	*	5.48	7.997#	6.00	5.16	5.13	8.13	8.375 ^
2-15/16														
3	6.75	4.63	2.38	8.750	8.31	8.38	*	5.91	8.872#	6.45	5.60	5.50	8.88	9.125 ^
3-3/16														
3-1/4	7.25	5.13	2.88	10.125	9.56	9.63	*	6.6	10.184#	7.45	6.26	6.19	10.25	10.500 ^
3-7/16														
3-1/2	9.00	6.06	2.88	---	11.19	11.19	15/16	---	11.874	9.38	7.10	---	---	---
3-15/16														
4	10.50	7.13	3.00	---	13.25	13.25	15/16	---	14.248	11.38	8.29	---	---	---
4-7/16														
4-1/2														
4-15/16														
5														
5-7/16														
5-15/16														
6														
6-7/16														
6-1/2														
6-15/16														
7														

* 11/16" DIA ON D Units; 15/16" ON S-1 Units AND 3/4 HEX ON B-1 Units

** 11/16" DIA ON B-1 Units; 7/16" DIA ON S-1 Units

• +.000 TO .001"

±.0005"

σ +.000 TO -.002"

+ .000 TO -.003"

FEATURES/BENEFITS PAGE B10-2	HOW TO ORDER/NOMENCLATURE PAGE B10-9	EASY SELECTION PAGE B10-15	ACCESSORIES PAGE B10-64
---------------------------------	---	-------------------------------	----------------------------

SELECTION/DIMENSIONS



DOUBLE-INTERLOCK Units - Inch

"S-1" Units -- Gray Iron 1-3/16" thru 3"			
Shaft Size Inches #	Part Number	Part Name	Weight Lbs (Approx)
1-3/16	023507	S1U-DI-103R	3
1-1/4	023508	S1U-DI-104R	4
1-3/8	023509	S1U-DI-106R	5
1-7/16	023510	S1U-DI-107R	5
1-1/2	023511	S1U-DI-108R	7
1-5/8	023512	S1U-DI-110R	7
1-11/16	023513	S1U-DI-111R	7
1-3/4	023514	S1U-DI-112R	8
1-7/8	023515	S1U-DI-114R	8
1-15/16	023516	S1U-DI-115R	8
2	023517	S1U-DI-200R	8
2-3/16	023518	S1U-DI-203R	10
2-1/4	023519	S1U-DI-204R	12
2-7/16	023520	S1U-DI-207R	11
2-1/2	023521	S1U-DI-208R	11
2-11/16	023522	S1U-DI-211R	18
2-3/4	023523	S1U-DI-212R	17
2-15/16	023524	S1U-DI-215R	17
3	023525	S1U-DI-300R	17

Consult DODGE For Sizes Not Listed.

"D" Units -- Gray Iron			
Shaft Size Inches #	Part Number	Part Name	Weight Lbs (Approx)
1-3/16	-----	DU-DI-103R	-----
1-1/4	-----	DU-DI-104R	-----
1-3/8	023480	DU-DI-106R	5
1-7/16	023481	DU-DI-107R	5
1-1/2	023482	DU-DI-108R	8
1-5/8	023483	DU-DI-110R	7
1-11/16	023484	DU-DI-111R	7
1-3/4	023485	DU-DI-112R	8
1-7/8	023486	DU-DI-114R	8
1-15/16	023487	DU-DI-115R	8
2	023488	DU-DI-200R	8
2-3/16	023489	DU-DI-203R	9
2-1/4	023490	DU-DI-204R	12
2-7/16	023491	DU-DI-207R	12
2-1/2	023492	DU-DI-208R	12
2-11/16	023493	DU-DI-211R	18
2-3/4	023494	DU-DI-212R	17
2-15/16	023495	DU-DI-215R	16
3	023496	DU-DI-300R	16
3-3/16	023497	DU-DI-303R	32
3-1/4	023498	DU-DI-304R	31
3-7/16	023499	DU-DI-307R	30
3-1/2	023500	DU-DI-308R	29
3-15/16	023501	DU-DI-315R	46
4	023502	DU-DI-400R	43
4-7/16	023503	DU-DI-407R	57
4 1/2	023504	DU-DI-408R	64
4-15/16	023505	DU-DI-415R	85
5	023506	DU-DI-500R	85

Consult DODGE For Sizes Not Listed.

"S-1" Units -- Gray Iron 3-3/16" thru 7"			
Shaft Size Inches #	Part Number	Part Name	Weight Lbs (Approx)
3-3/16	023526	S1U-DI-303R	34
3-1/4	023527	S1U-DI-304R	31
3-7/16	023528	S1U-DI-307R	31
3-1/2	023529	S1U-DI-308R	31
3-15/16	023530	S1U-DI-315R	43
4	023531	S1U-DI-400R	43
4-7/16	023532	S1U-DI-407R	57
4-1/2	023533	S1U-DI-408R	64
4-15/16	023534	S1U-DI-415R	82
5	023535	S1U-DI-500R	82
5-7/16	023536	S1U-DI-507R	159
5-15/16	023537	S1U-DI-515R	135
6	023538	S1U-DI-600R	128
6-7/16	023539	S1U-DI-607R	187
6-1/2	023540	S1U-DI-608R	182
6-15/16	023541	S1U-DI-615R	180
7	023542	S1U-DI-700R	178

Consult DODGE For Sizes Not Listed.

"B-1" Units -- Gray Iron			
Shaft Size Inches #	Part Number	Part Name	Weight Lbs (Approx)
1-3/16	023543	BIU-DI-103R	3
1-3/8	023545	BIU-DI-106R	5
1-7/16	023546	BIU-DI-107R	5
1-1/2	023547	BIU-DI-108R	6
1-5/8	023548	BIU-DI-110R	6
1-3/4	023550	BIU-DI-112R	8
1-15/16	023552	BIU-DI-115R	8
2	023553	BIU-DI-200R	7
2-3/16	023554	BIU-DI-203R	9
2-7/16	023556	BIU-DI-207R	12
2-1/2	023557	BIU-DI-208R	11
2-11/16	023558	BIU-DI-211R	17
2-3/4	023559	BIU-DI-212R	17
2-15/16	023560	BIU-DI-215R	17
3	023561	BIU-DI-300R	17
3-7/16	023564	BIU-DI-307R	30
3-1/2	023565	BIU-DI-308R	30
3-15/16	023566	BIU-DI-315R	45
4	023567	BIU-DI-400R	44
4-7/16	023568	BIU-DI-407R	58
4 1/2	023569	BIU-DI-408R	64
4-15/16	023570	BIU-DI-415R	87
5	023571	BIU-DI-500R	86

Consult DODGE For Sizes Not Listed.

NOTE: All sizes use a 1/8-27 NPT hydraulic grease fitting

FEATURES/BENEFITS PAGE B10-2	HOW TO ORDER/NOMENCLATURE PAGE B10-9	EASY SELECTION PAGE B10-15	ACCESSORIES PAGE B10-64
---------------------------------	---	-------------------------------	----------------------------