



Lubrication Equipment and  
Fluid Handling Products



[WWW.ALEMITE.COM](http://WWW.ALEMITE.COM)

# **Alemite Quality**

Every Alemite component must undergo advanced product testing before we ever put it in the field. This attention to detail, combined with our use of only high-grade materials, ensures Alemite products and systems are of the utmost quality.

# **Alemite Service**

Alemite brings much more than reliable, high-quality products and systems to the industry. Our highly trained district managers and specialized distributors offer invaluable expertise and experience to help you get the right system or product every time so you know you are getting the attention and support you need to keep your operation running.

To place an order, please contact your local Alemite Distributor. To find the name of your local distributor, call Alemite Customer Service at 1-866-4-ALEMITE or 803-802-0001 (International). Contact Technical Support at 1-800-628-9069. Office hours are 8 AM to 6 PM EST Monday through Thursday and 8:30 AM to 6 PM EST on Fridays.

Our extensive national and international distribution network is one of the most comprehensive in the industry and offers prompt and efficient delivery.

# **Alemite Support**

This catalog has been designed to ensure you can quickly find the right part or system for your lubrication or fluid handling operation. For more information, you may also visit our website at [www.alemite.com](http://www.alemite.com).

ALEMITE, A ALEMITE (and design), CHAPS, the “fitting” design, PUSH N’ LUBE, RAM (and design), ACCU-GUARD, ACCU-GUARD PC, and ZERK-MATE are registered trademarks of Alemite, LLC, Johnson City, TN, USA.

Certain Alemite, LLC products are protected under one or more of the following patents: US patent nos. 4,756,230; 4,870,891; 5,277,339; 5,906,047; 5,944,146; 6,431,046; 7,004,357; D382,574; D382,575; D332,957 and additional foreign patents and additional patents pending.

COPYRIGHT © 2006 Alemite, LLC



# Table of Contents

**SECTION 1: Lubrication Fittings ..... 1**

- 1/4"-28 Taper Thread ..... 4
- 1/4"-28 Straight Thread ..... 5
- 1/8" PTF ..... 6
- 1/4" PTF ..... 8
- 1/4"-28 and 1/8" Thread Forming ..... 9
- Drive ..... 11
- Metric ..... 14
- British Standard Pipe Threads ..... 15
- Monel ..... 16
- Stainless Steel ..... 17
- Standard Button Head ..... 18
- Giant Button Head ..... 19
- Relief ..... 20
- Flush Type ..... 21
- Pin Type ..... 22
- Hydraulic Shut-Off ..... 23
- Leakproof ..... 24
- Vents ..... 25
- Breathers ..... 26
- Special Thread ..... 27
- Rivet ..... 28
- Assortments ..... 29
- Header Blocks ..... 32
- Lubrication Fitting Accessories ..... 33

**SECTION 2: Grease Guns ..... 39**

- Cordless Series ..... 41
- Standard-Duty Series ..... 42
- Professional Series ..... 44
- Heavy-Duty Series ..... 47
- High-Pressure Series ..... 49
- Specialty Series ..... 50
- Grease Gun Accessories ..... 52

**SECTION 3: Pumps ..... 60**

- Grease Pumps ..... 62
- Oil Pumps ..... 73
- Chemical and Material Handling Pumps ..... 83
- Undercoating Pumps ..... 93
- Pump Accessories ..... 99

**SECTION 4: Fluid Monitoring & Inventory Management ... 108**

- Accu-Guard® PC ..... 110
- Accu-Guard® Compact ..... 111
- Installation Accessories ..... 112
- Big View Tank Monitor ..... 113

**SECTION 5: Used Fluid Handling Equipment ..... 114**

- Drains ..... 115
- Drain Suction Hoses ..... 117
- Used Fluid Handling Equipment Accessories ..... 118

**SECTION 6: Reels ..... 121**

- Heavy Duty ..... 123
- Severe Duty ..... 125
- Narrow Double Post ..... 127
- High Capacity ..... 128
- Shielded ..... 130
- Oxygen/Acetylene ..... 131
- Heavy Duty Electric Cord ..... 132



# Table of Contents

- Standard Duty Light & Electric Cord..... 133
- Compact Air/Water Reel ..... 133
- Stainless Steel ..... 134
- Hand Crank ..... 135
- Corrosion-Resistant ..... 136
- Reel Accessories..... 137
  
- SECTION 7: Control Valves and Meters ..... 143**
  - High-Pressure Control Valves ..... 144
  - Oil & Other Fluids Control Valves ..... 146
  - Standard-Duty Mechanical Meters ..... 147
  - Heavy-Duty Mechanical Meters ..... 148
  - Preset Mechanical Meter ..... 149
  - Electronic Grease Meters..... 151
  - In-Line Meters..... 152
  - Electronic Meters ..... 153
  - Electronic Preset Meters ..... 155
  - Dispensing Valves & Bar Packages..... 156
  
- SECTION 8: Compressed Air Components..... 158**
  - Modular Filters..... 159
  - Modular Regulators ..... 159
  - Modular Lubricators ..... 160
  - Modular Filter Regulators ..... 160
  - Modular Combination Units..... 161
  - Modular Accessories ..... 162
  - Standard-Duty Filter and Regulator Packages ..... 164
  - Standard-Duty Regulators..... 165
  - Standard-Duty Air Pressure Gauges ..... 165
  - Standard-Duty Filters ..... 166
  - Standard-Duty Lubricators ..... 166
  - Standard-Duty Accessories ..... 167
  
- SECTION 9: Single-Point Lubricators ..... 168**
  - Single-Point Lubricators..... 169
  - Visi-Lube Automatic Lubricator ..... 172
  - Automatic Pressure Cup ..... 172
  
- SECTION 10: Lubrication Accessories ..... 173**
  - Tie-Down Kits ..... 173
  - Drum Nests..... 173
  - Dollies & Hand Trucks..... 174
  - Lube Cart..... 175
  
- SECTION 11: Example Product Configurations..... 176**
  - Shop Systems ..... 177
  - Lube Cart..... 180
  - Tote-A-Hose System with Heavy-Duty Pump ..... 181
  - Grease Pump Systems with Heavy-Duty Reel ..... 182
  - Medium-Pressure Oil Pump & Reel System..... 184
  - Used Fluid Systems..... 186
  
- SECTION 12: Pump Performance Charts ..... 187**
  
- SECTION 13: Motor/Tube Chemical Combinations .... 201**
  
- SECTION 14: Index ..... 203**



# Lubrication Fittings

## Introduction

As the inventor of the zerk, Alemite knows what it takes to produce a quality lubrication fitting to meet your lubrication needs. Our standard and metric fittings are manufactured to the highest quality standards and are made from the highest-grade materials. Alemite's patented CHAPS<sup>®</sup> System ensures fittings are stronger, more durable and easier to use.

Alemite offers a complete line of lubrication fittings to meet the requirements of virtually every market. Alemite is also the only source for Monel fittings and has the **capability to custom design and produce whatever fitting you need.**

Alemite has fittings that conform to SAE J534 and TSI6949 standards.

Fittings are available in blister packs as well as bulk quantities. Individual fittings must be purchased in minimum quantities of 50.

Many fittings will meet RoHS requirements by January 2007. Please contact customer service at 1-800-822-4579 for inquiries about specific fittings.

# Lubrication Fittings

## General Information

6

### Alemite Lubrication Fittings include:

Determining Pipe Thread Sizes .....	3
1/4"-28 Taper Thread .....	4
1/4"-28 Straight Thread .....	5
1/8" PTF .....	6
1/4" PTF .....	8
1/4"-28 and 1/8" Thread Forming .....	9
Drive .....	11
Metric .....	14
British Standard Pipe Threads .....	15
Monel .....	16
Stainless Steel .....	17
Standard Button Head .....	18
Giant Button Head .....	19
Relief .....	20
Flush Type .....	21
Pin Type .....	22
Hydraulic Shut-Off .....	23
Leakproof .....	24
Vents .....	25
Breathers .....	26
Special Thread .....	27
Rivet .....	28
Assortments .....	29
Header Blocks .....	32
See Also:	
Lubrication Fittings Accessories .....	33

# Lubrication Fittings

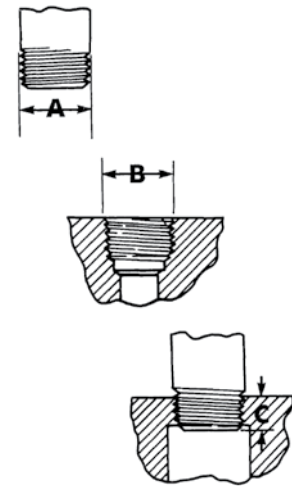
## How to Determine Pipe Thread Sizes

### Step 1:

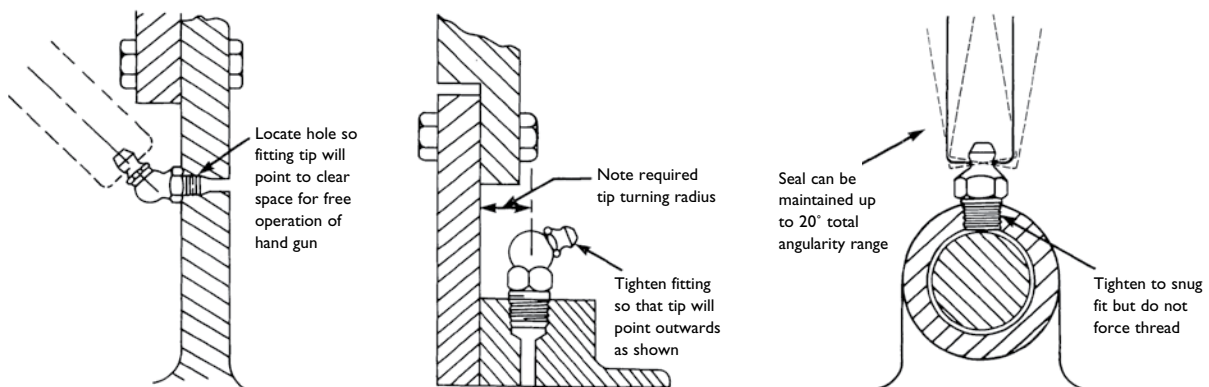
**Male Threads:** Measure outside diameter of large portion of thread at **A**. Find figure nearest this dimension in column I of the chart. Nominal pipe thread size can be found in corresponding row in column II.

**Female Threads:** Measure outside diameter of thread at **B**. Find figure nearest this dimension in column I of chart. Nominal pipe (or pipe thread) size can be found in corresponding row in column II.

I Outside Diameter		II		
Approx. (Fraction)	Actual (Decimal)	Nominal Size (P.T.)	Normal Engagement for Tight Joint (Dimen. "C")	Number of Threads per Inch
13/32"	.405"	1/8"	1/4"	27
35/64"	.560"	1/4"	3/8"	18
43/64"	.675"	3/8"	3/8"	18
27/32"	.840"	1/2"	1/2"	14
1-3/64"	1.050"	3/4"	9/16"	14
1-5/16"	1.315"	1"	11/16"	11-1/2
1-21/32"	1.660"	1-1/4"	11/16"	11-1/2
1-29/32"	1.900"	1-1/2"	11/16"	11-1/2
2-3/8"	2.375"	2"	3/4"	11-1/2



### Step 2:



## American National Pipe Thread Code

- PTF** SAE short taper pipe thread
- NPTF** American National taper pipe thread for Dryseal pressure-tight joints
- NPSM** American National straight pipe thread for mechanical joints
- NPSI** American National straight intermediate pipe thread
- BSP** British Standard pipe thread

AS,AS2,AS3 fittings conform to SAE AS3541 I

ASI fittings conform to Boeing BPS-F-219

# Lubrication Fittings

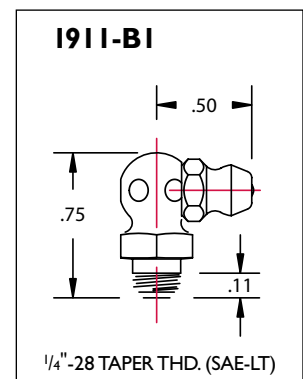
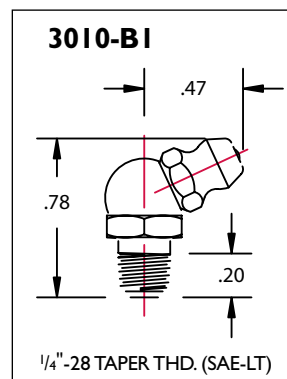
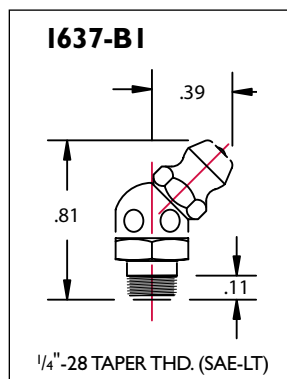
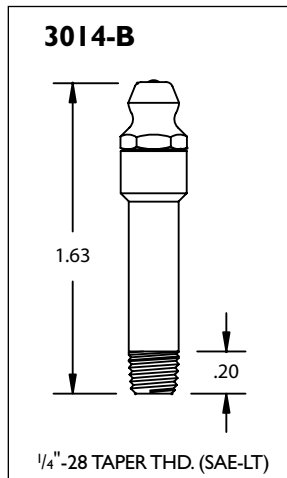
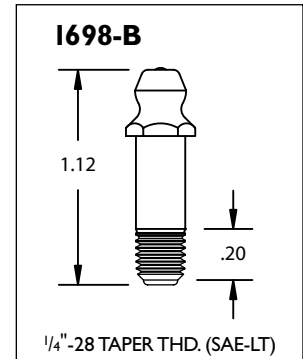
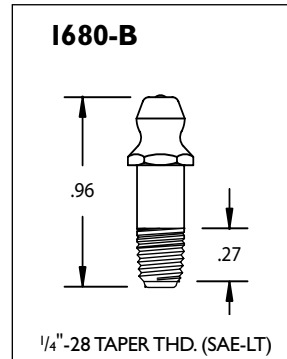
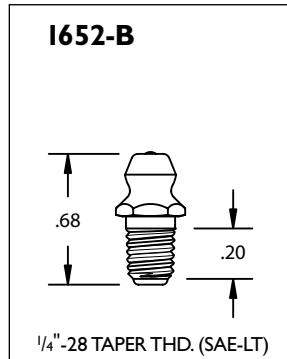
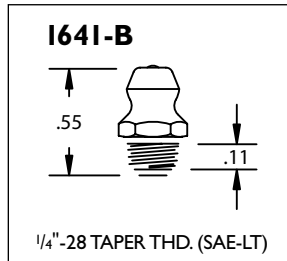
## 1/4"-28 Taper Thread Fittings

Used on most cars and trucks and many industrial machines. It is recommended that SAE-LT taper threads be assembled into 1/4"-28 UNF, Class 3B, straight threaded holes having a modified maximum minor diameter of 0.2151 in. to insure 75% minimum thread height.

Product #	Type	Overall Length	Shank Length	Hex Size
1641-B	Str.	35/64"	3/16"	5/16"
1652-B	Str.	11/16"	23/64"	5/16"
1680-B	Str.	31/32"	5/8"	5/16"
1698-B	Str.	1-1/8"	25/32"	5/16"
3014-B	Str.	1-5/8"	1"	5/16"
1637-B1	45°	13/16"	13/64"	3/8"
3010-B1	65°	25/32"	19/64"	3/8"
1911-B1	90°	3/4"	13/64"	3/8"
369575	65°	25/32"	5/16"	3/8"
369605*	Str.	35/64"	5/32"	5/16"
369620	65°	11/16"	3/16"	3/8"
369624	Str.	35/64"	3/16"	5/16"

### FEATURES:

- Maximum pressure: 8,000 psi
- Exceeds 48-hour salt-spray test
- Dirt-excluding ball check



### IMPORTANT INFORMATION

\* Hydraulic fitting

ALL FITTING ILLUSTRATIONS ACTUAL SIZE

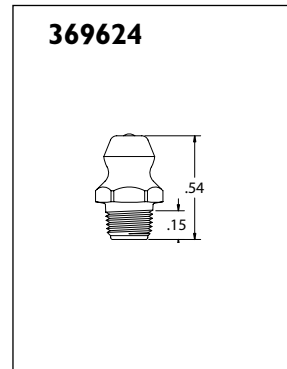
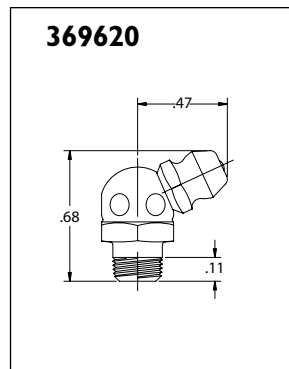
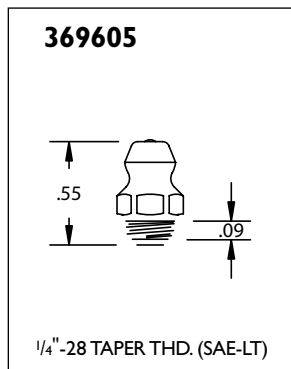
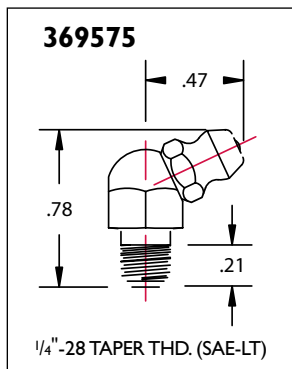
WWW.ALEMITE.COM





# Lubrication Fittings

## 1/4"-28 Taper Thread Fittings



### IMPORTANT INFORMATION

NOTE: Geometry modifications and alternate materials available on request.

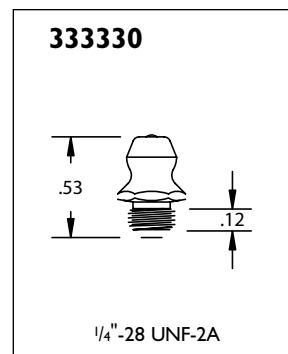
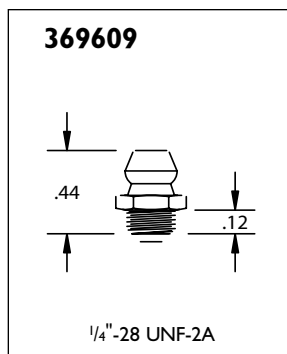
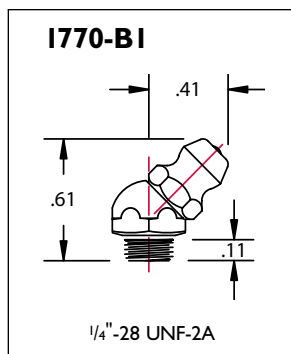
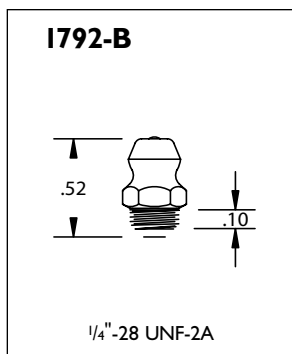
## 1/4"-28 Straight Thread Fittings

Used on most cars and trucks and many industrial machines.

Product #	Type	Overall Length	Shank Length	Hex Size
1792-B	Str.	33/64"	5/32"	9/32"
1770-B1	45°	39/64"	1/8"	3/8"
369609	Str.	7/16"	1/8"	5/16"
333330	Str.	17/32"	3/16"	17/32"

### FEATURES:

- Dirt-excluding ball check
- Maximum pressure: 8,000 psi
- Exceeds 48-hour salt-spray test



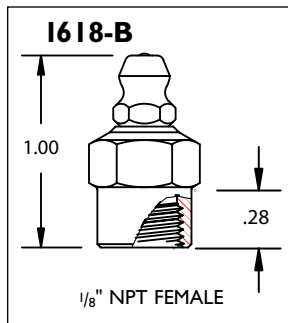
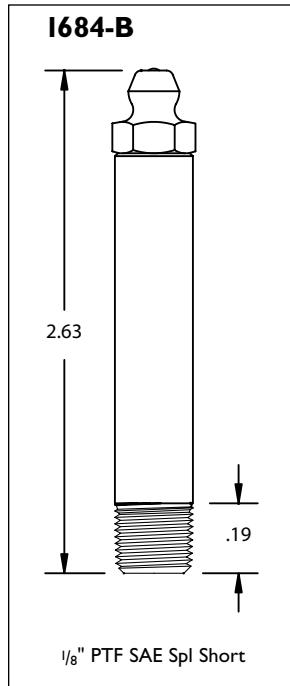
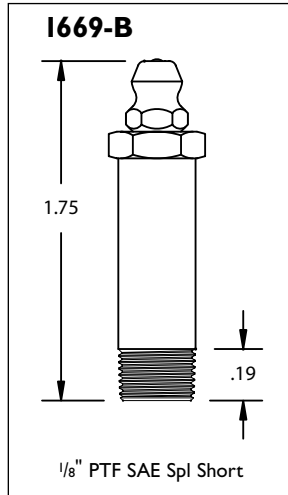
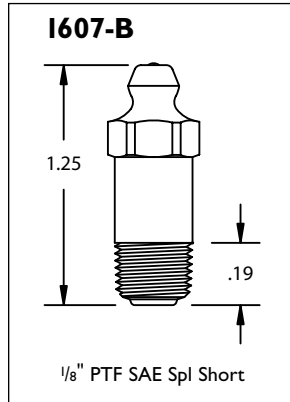
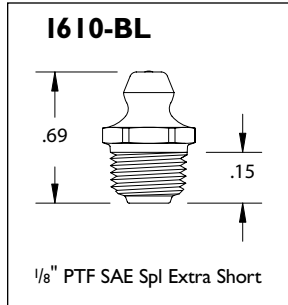
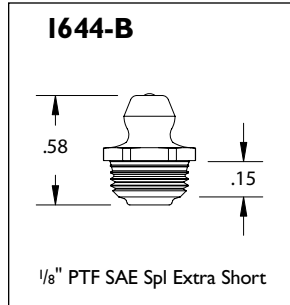
ALL FITTING ILLUSTRATIONS ACTUAL SIZE

1-866-4-ALEMITE

# Lubrication Fittings

## 1/8" PTF Fittings

Used on many industrial machines and heavy equipment.



### FEATURES:

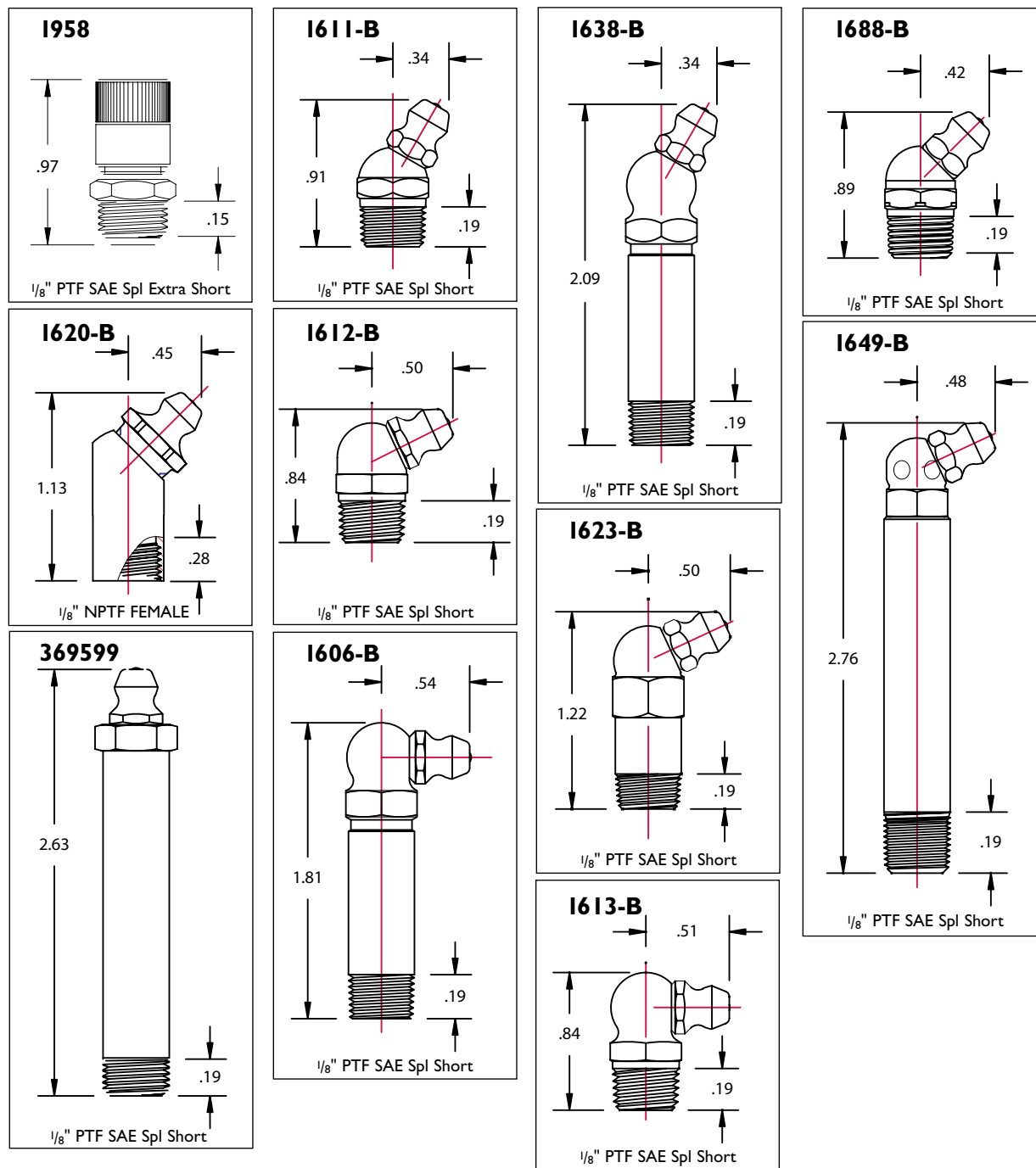
- Dirt-excluding ball check
- Maximum pressure: 8,000 psi
- Exceeds 48-hour salt-spray test
- 1958 has specialty cap providing a second seal for dust-proof applications

Product #	Type	Overall Length	Shank Length	Hex Size
1644-B	Str.	9/16"	15/64"	7/16"
1610-BL	Str.	11/16"	19/64"	7/16"
1607-B	Str.	1-1/4"	25/32"	7/16"
1669-B	Str.	1-3/4"	1-17/64"	7/16"
1684-B	Str.	2-5/8"	2-3/16"	3/8"
1618-B	Str.	1"	9/32"	1/2"
1958	Str.	31/32"	1/4"	7/16"
1611-B	30°	29/32"	19/64"	7/16"
1638-B	30°	2-3/32"	1-1/4"	7/16"
1688-B	45°	57/64"	19/64"	7/16"
1620-B	45°	1-1/8"	13/32"	7/16"
1612-B	65°	27/32"	19/64"	7/16"
1623-B	65°	1-7/32"	9/16"	7/16"
1649-B	65°	2-3/4"	2-1/4"	3/8"
1613-B	90°	27/32"	19/64"	7/16"
1606-B	90°	1-13/16"	1-1/4"	7/16"
369599	Str.	2-5/8"	7/32"	7/16"
369615	Str.	11/16"	5/16"	7/16"
369608	65°	29/32"	9/32"	7/16"
369574	Double 70°	27/32"	7/32"	1/2"

ALL FITTING ILLUSTRATIONS ACTUAL SIZE

# Lubrication Fittings

## 1/8" PTF Fittings


**IMPORTANT INFORMATION**

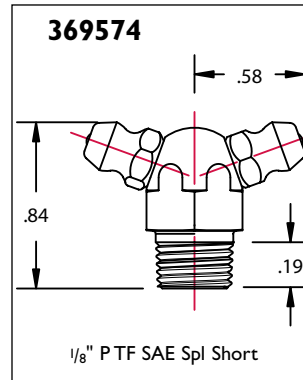
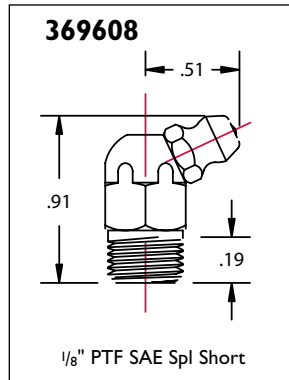
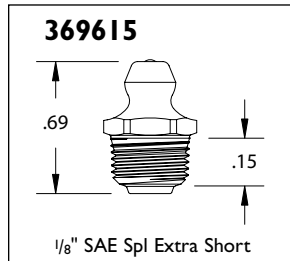
NOTE: Geometry modifications and alternate materials available on request.

ALL FITTING ILLUSTRATIONS ACTUAL SIZE

1-866-4-ALEMITE

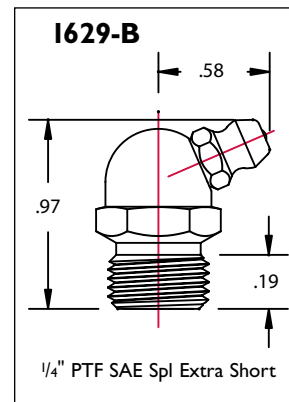
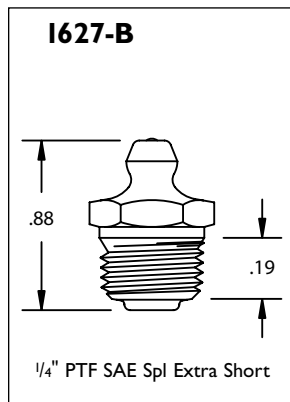
# Lubrication Fittings

## 1/8" PTF Fittings



## 1/4" PTF Fittings

Widely used for larger bearings on heavy machinery. Recommended for use with heavy lubrications for cold weather applications.



### FEATURES:

- Dirt-excluding ball check
- Maximum pressure: 8,000 psi
- Dry seal eliminates need for sealant
- Exceed 48-hour salt-spray test

Product #	Type	Overall Length	Shank Length	Hex Size
1627-B	Str.	7/8"	27/64"	9/16"
1629-B	67.5°	31/32"	11/32"	9/16"

### IMPORTANT INFORMATION

NOTE: Geometry modifications and alternate materials available on request.

ALL FITTING ILLUSTRATIONS ACTUAL SIZE

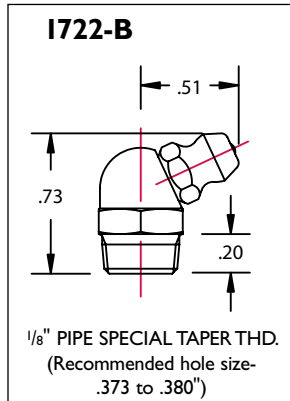
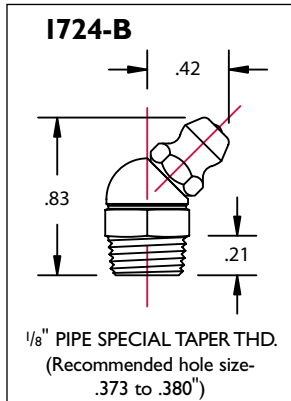
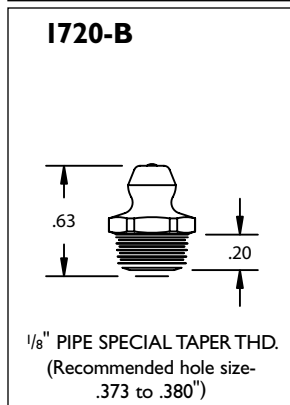
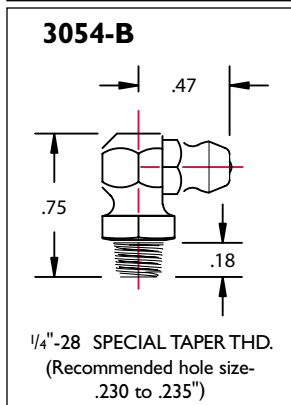
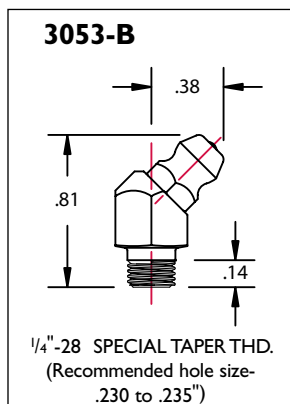
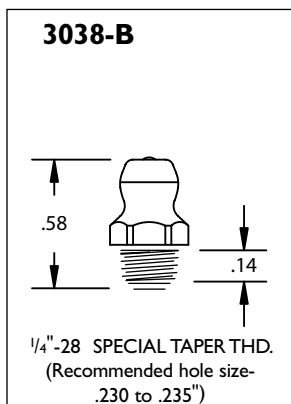
WWW.ALEMITE.COM



# Lubrication Fittings

## 1/4"-28 and 1/8" Thread-Forming Fittings

Thread-forming fittings have special tapered drive threads to reshape the material in an untapped hole to provide a leakproof seal. They are most effectively installed by spinning into the untapped hole, but may be driven straight into the untapped hole. Thread-forming fittings can be replaced by any standard threaded fitting or by another thread-forming fitting.



### FEATURES:

- Threads provide strong seal
- Exceeds 72-hour salt-spray test
- Maximum pressure: 8,000 psi

Product #	Thread	Type	Hex Size	Hole Size Recommended
3038-B	1/4"-28 Spl. Taper	Str.	5/16"	.230 - .235
3053-B	1/4"-28 Spl. Taper	45°	3/8"	.230 - .235
3054-B	1/4"-28 Spl. Taper	90°	3/8"	.230 - .235
1720-B	1/8" Spl. Taper	Str.	7/16"	.373 - .380
1724-B	1/8" Spl. Taper	45°	7/16"	.373 - .380
1722-B	1/8" Spl. Taper	65°	7/16"	.373 - .380
1723-B	1/8" Spl. Taper	90°	7/16"	.373 - .380
369584	1/4"-28 Spl. Taper	Str.	5/16"	.230 - .235
369582	1/4"-28 Spl. Taper	Str.	9/32"	.230 - .235
369607	1/4"-28 Spl. Taper	Str.	5/16"	.230 - .235
369579	1/8"-27 Spl. Taper	Str.	7/16"	.373 - .380

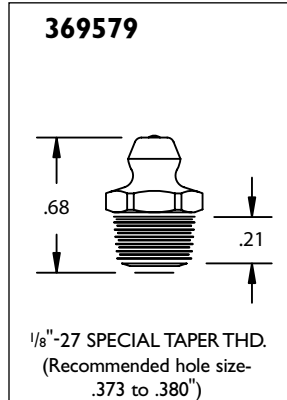
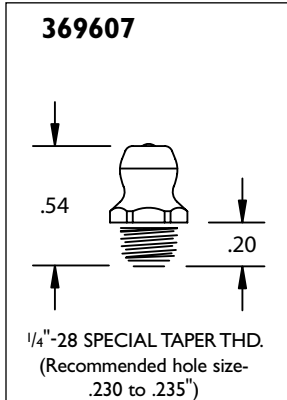
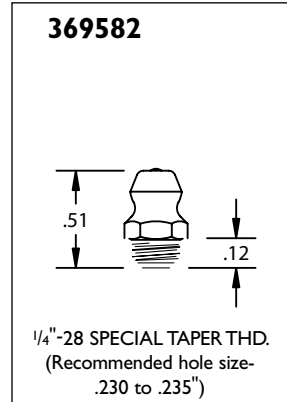
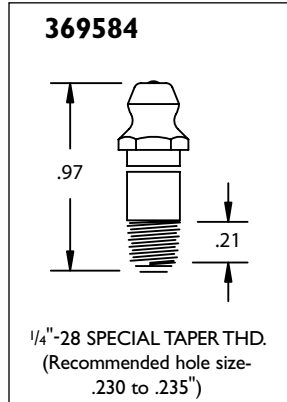
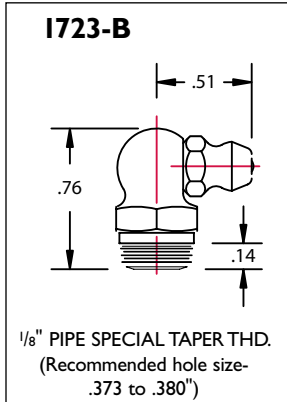
### IMPORTANT INFORMATION

NOTE: Geometry modifications and alternate materials available on request.

ALL FITTING ILLUSTRATIONS ACTUAL SIZE

# Lubrication Fittings

## 1/4"-28 and 1/8" Thread-Forming Fittings



### IMPORTANT INFORMATION

NOTE: Geometry modifications and alternate materials available on request.

ALL FITTING ILLUSTRATIONS ACTUAL SIZE

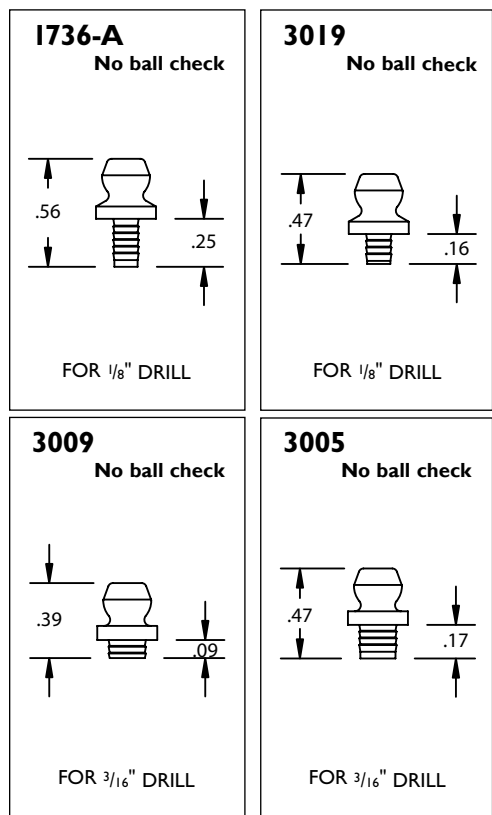
WWW.ALEMITE.COM



# Lubrication Fittings

## Drive Fittings

Used to avoid tapping costs for a wide variety of applications. Recommended for low- and medium- pressure applications only. Choose tool for straight-type drive fittings or tool for angle-type drive fittings.



### FEATURES:

- Used for untapped holes
- Avoids tapping costs
- Serrated shank provides secure, lasting grip
- Simplifies replacement of damaged fittings in old or oversized holes

Product #	Type	Overall Length	Shank Length	Drill Diameter	Ball Check
1736-A	Str.	9/16"	1/4"	1/8"	No
3019	Str.	15/32"	5/32"	1/8"	No
3009	Str.	25/64"	3/32"	3/16"	No
3005	Str.	15/32"	11/64"	3/16"	No
3006	Str.	31/64"	7/32"	3/16"	No
1728-B	Str.	33/64"	1/4"	3/16"	Yes
1633	Str.	5/8"	1/4"	3/16"	No
1743-B	Str.	35/64"	1/4"	1/4"	Yes
321381	Str.	9/16"	17/64"	1/4"	No
1952-A	Str.	15/32"	1/8"	1/4"	No
1608-B	Str.	35/64"	1/4"	5/16"	Yes
1699	Str.	5/8"	7/32"	5/16"	No
1666	Str.	37/64"	7/32"	3/8"	No
1992-B1	45°	53/64"	7/32"	3/16"	Yes
1646-B1	65°	45/64"	7/32"	3/16"	Yes
1744-B1	65°	49/64"	9/32"	1/4"	Yes
1630-B1	65°	45/64"	7/32"	5/16"	Yes
369580	45°	11/16"	3/32"	3/16"	Yes
369591	Str. Drive	21/50"	N/A	3/16"	No
369604	Str. Flush	11/32"	21/64"	1/4"	Yes
369545	65°	37/64"	3/32"	3/16"	Yes
369577	Str.	35/64"	1/4"	1/4"	Yes

### IMPORTANT INFORMATION



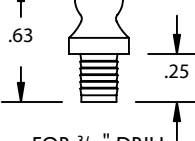
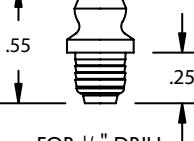
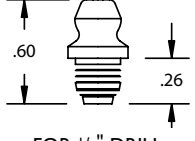
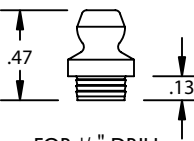


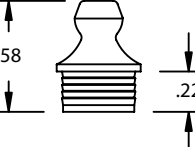
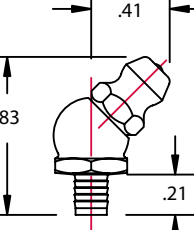
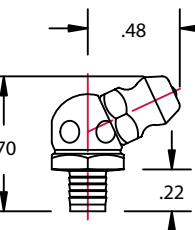
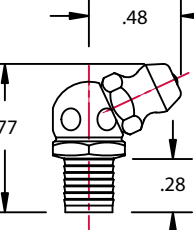
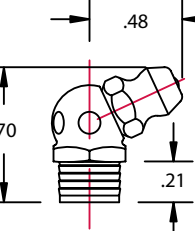
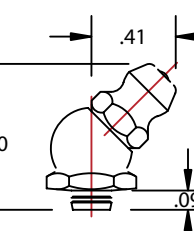
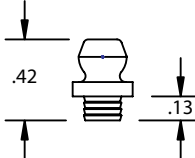
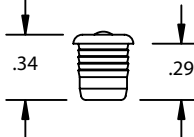
Actual drill sizes cannot be shown because drilling varies with metal hardness. Drill sizes indicated on drawings are merely a guide. Exact drill size can only be determined by a sample drilling of the actual metal. When drilled to proper tolerance, the serrated edge of the fitting will provide a secure, lasting grip. Geometry modifications and alternate materials available on request.

ALL FITTING ILLUSTRATIONS ACTUAL SIZE

# Lubrication Fittings

## Drive Fittings

16

<p><b>3006</b> No ball check</p>  <p>FOR 3/16" DRILL</p>	<p><b>I728-B</b></p>  <p>FOR 3/16" DRILL</p>	<p><b>I633</b> No ball check</p>  <p>FOR 3/16" DRILL</p>	<p><b>I743-B</b></p>  <p>FOR 1/4" DRILL</p>
<p><b>321381</b> No ball check</p>  <p>FOR 1/4" DRILL</p>	<p><b>I952-A</b> No ball check</p>  <p>FOR 1/4" DRILL</p>	<p><b>I608-B</b></p>  <p>FOR 5/16" DRILL</p>	<p><b>I699</b> No ball check</p>  <p>FOR 5/16" DRILL</p>
<p><b>I666</b> No ball check</p>  <p>FOR 3/8" DRILL</p>	<p><b>I992-B1</b></p>  <p>FOR 3/16" DRILL</p>	<p><b>I646-B1</b></p>  <p>FOR 3/16" DRILL</p>	<p><b>I744-B1</b></p>  <p>FOR 1/4" DRILL</p>
<p><b>I630-B1</b></p>  <p>FOR 5/16" DRILL</p>	<p><b>369580</b></p>  <p>FOR 3/16" DRILL</p>	<p><b>369591</b> No ball check</p>  <p>FOR 3/16" DRILL</p>	<p><b>369604</b></p>  <p>FOR 1/4" DRILL</p>

**IMPORTANT INFORMATION**

NOTE: Geometry modifications and alternate materials available on request.

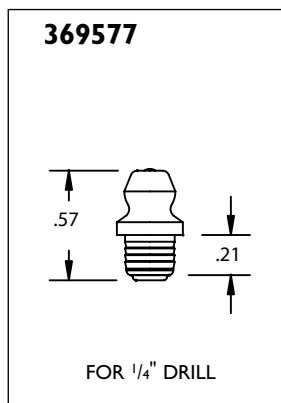
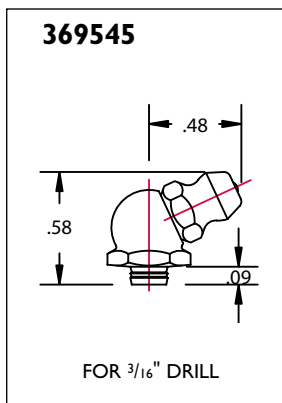
ALL FITTING ILLUSTRATIONS ACTUAL SIZE





# Lubrication Fittings

## Drive Fittings



### IMPORTANT INFORMATION

NOTE: Geometry modifications and alternate materials available on request.

## Tools for Straight-Type Drive Fittings

These special tools simplify the original installation of drive fittings in untapped holes.



**5253**

Product #	For Fitting
5253	1633, 1666, 1699, 1720-B, 1736-A, 1952-A, 3005, 3009, 3019, 369591, 369604, 369577
5253-1	1608-B, 1743-B, 3038-B, 321381
5253-2	3006
5253-3	1728-B

## Tool for Angle-Type Drive Fittings

This special tool simplifies the original installation of drive fittings in untapped holes.

Product #	For Fitting
5254-1	1630-B1, 1646-B1, 1744-B1, 1992-B1, 1722-B, 1723-B, 1724-B, 369580, 369545

ALL FITTING ILLUSTRATIONS ACTUAL SIZE

# Lubrication Fittings

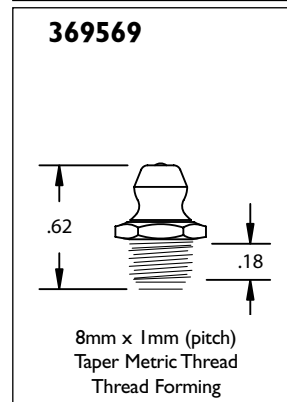
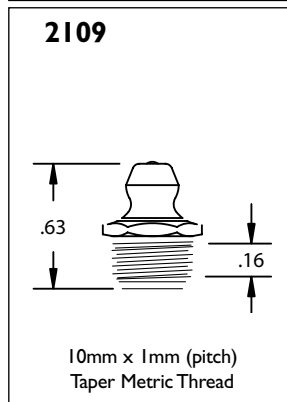
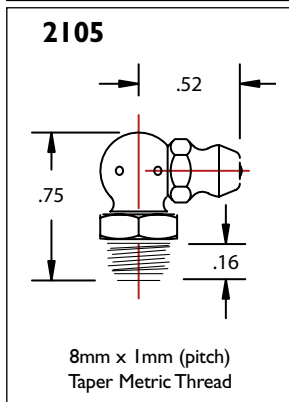
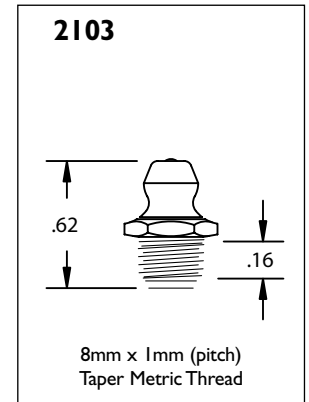
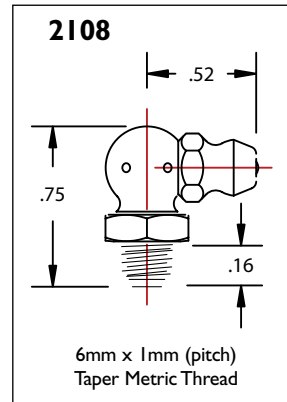
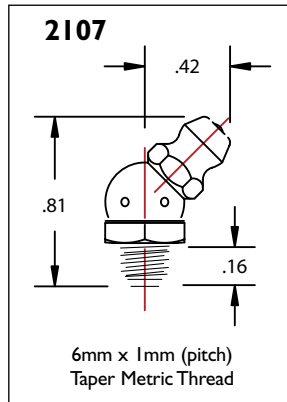
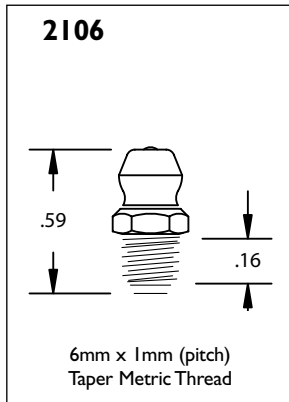
## Metric Fittings

Taper metric thread.

Product #	Type	Thread	Overall Length	Shank Length	Hex Size
2106	Str.	6mm x 1mm	19/32"	1/4"	7mm
2107	45°	6mm x 1mm	13/16"	7/32"	10mm
2108	90°	6mm x 1mm	3/4"	7/32"	10mm
2103	Str.	8mm x 1mm	5/8"	1/4"	9mm
2105	90°	8mm x 1mm	3/4"	7/32"	10mm
2109	Str.	10mm x 1mm	5/8"	1/4"	11mm
369569*	Str.	8mm x 1mm	5/8"	1/4"	10mm

FEATURES:

- Maximum pressure: 8,000 psi



### IMPORTANT INFORMATION

\*Thread-forming fitting

NOTE: Geometry modifications and alternate materials available on request.

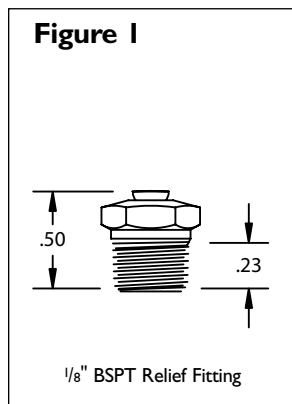
ALL FITTING ILLUSTRATIONS ACTUAL SIZE



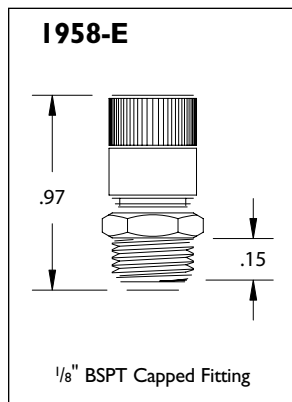
# Lubrication Fittings

## British Standard Pipe Thread Fittings

BSP threads come in two types of threads: BSPP (British Standard Pipe Parallel) and BSPT (British Standard Pipe Taper). The BSPP requires a sealing ring and the BSPT achieves pressure tight joints by the threads alone. Alemite is happy to offer BSPT thread fittings.



Product #	Description	Opening Pressure
317400-E*	1/8" BSPT Relief Fitting	1/4 to 1 psi
47200-E*	1/8" BSPT Relief Fitting	1 to 5 psi
47100-E*	1/8" BSPT Relief Fitting	45 to 80 psi



Product #	Description
1958-E	1/8" BSPT Capped Fitting

### IMPORTANT INFORMATION

\* Dimensions match Figure 1

ALL FITTING ILLUSTRATIONS ACTUAL SIZE

# Lubrication Fittings

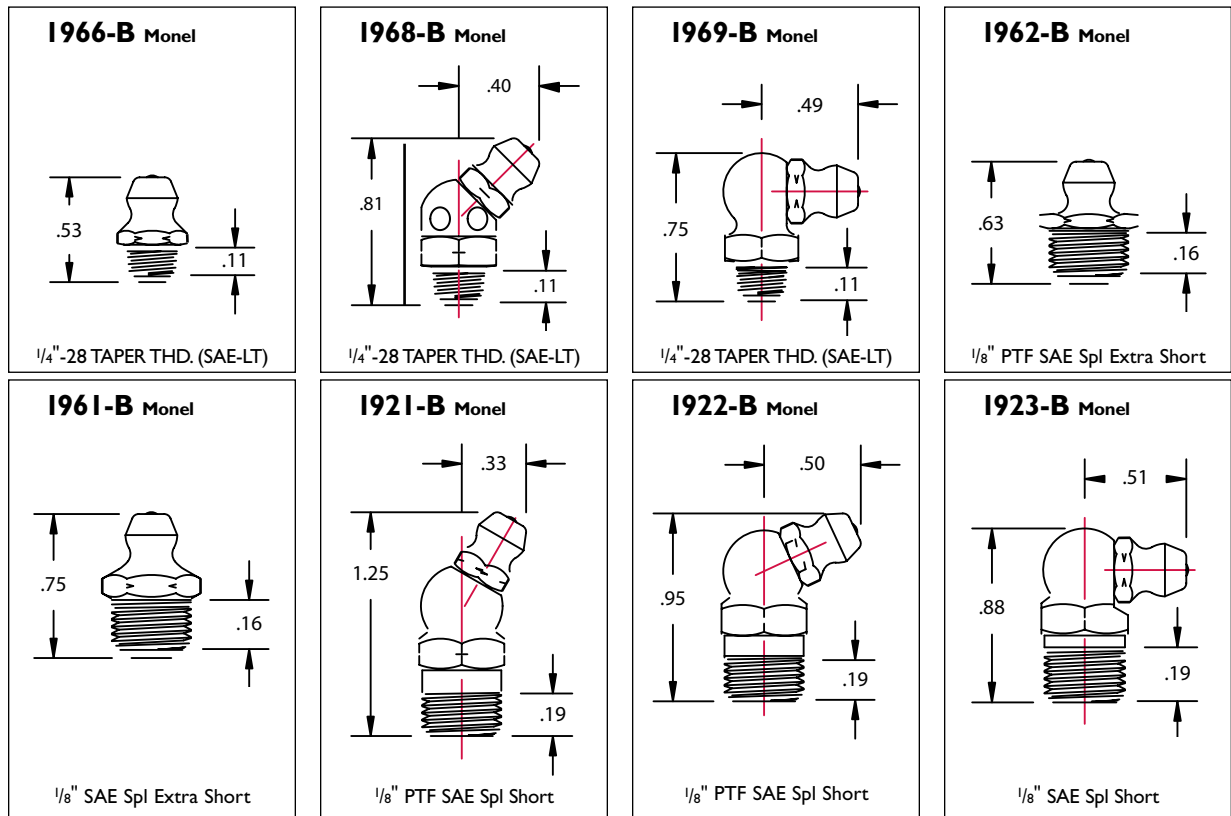
## Monel Fittings

Alemite Monel Fittings withstand the most severe marine and industrial corrosive environments. Monel is a nickel/copper alloy that is highly resistant to corrosion. All Monel fittings have a single notch on the hex for easy identification.

Product #	Type	Thread	Overall Length	Shank Length	Hex Size
1966-B	Str.	1/4"-28 Taper	17/32"	3/16"	5/16"
1968-B	45°	1/4"-28 Taper	13/16"	13/64"	3/8"
1969-B	90°	1/4"-28 Taper	3/4"	13/64"	3/8"
1962-B	Str.	1/8" PTF	5/8"	9/32"	7/16"
1961-B	Str.	1/8" PTF	3/4"	5/16"	7/16"
1921-B	30°	1/8" PTF	1-1/4"	11/32"	7/16"
1922-B	67.5°	1/8" PTF	61/64"	11/32"	7/16"
1923-B	90°	1/8" PTF	7/8"	11/32"	7/16"

### FEATURES:

- Monel fittings offer even greater corrosion resistance than stainless steel
- Fittings can withstand extreme temperatures ranging from sub-zero to 480°C (896°F)
- Ideal for use in harsh chemical environments and marine applications



ALL FITTING ILLUSTRATIONS ACTUAL SIZE



# Lubrication Fittings

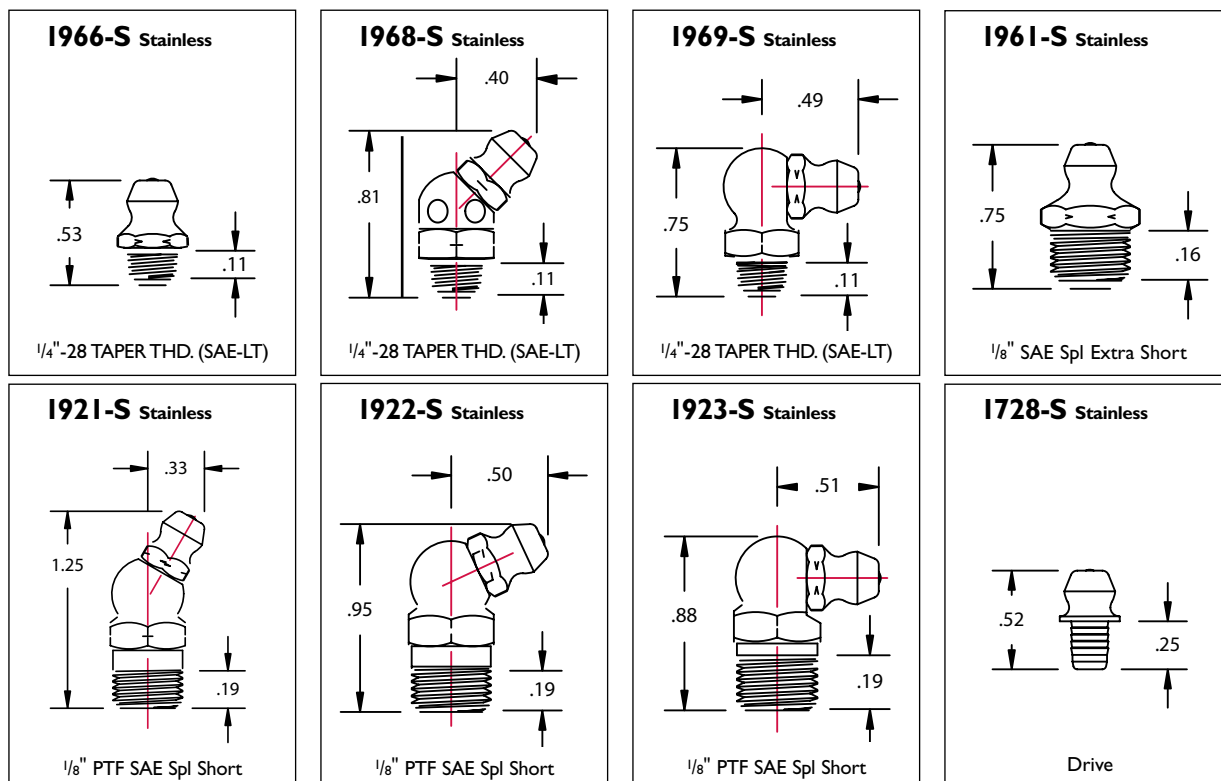
## Stainless Steel Fittings

Alemite Stainless Steel Fittings withstand severe marine and industrial corrosive environments. All stainless steel fittings have two notches for easy identification.

Product #	Type	Thread	Overall Length	Shank Length	Hex Size
1966-S	Str.	1/4"-28 Taper	17/32"	3/16"	5/16"
1968-S	45°	1/4"-28 Taper	13/16"	13/64"	3/8"
1969-S	90°	1/4"-28 Taper	3/4"	13/64"	3/8"
1961-S	Str.	1/8" PTF	3/4"	5/16"	7/16"
1921-S	30°	1/8" PTF	1-1/4"	11/32"	7/16"
1922-S	67.5°	1/8" PTF	61/64"	11/32"	7/16"
1923-S	90°	1/8" PTF	7/8"	11/32"	7/16"
1728-S	Str.	Drive	33/64"	5/16"	5/16"

### FEATURES:

- Stainless steel fittings offer greater corrosion resistance than traditional carbon steel
- Fittings can withstand extreme temperatures ranging from sub-zero to 480°C (896°F)
- Ideal for use in harsh chemical environments and marine applications
- Stainless steel fittings are comprised of Type 303 stainless for fitting bodies, Type 440 stainless for balls and Type 302 stainless for tempered springs



ALL FITTING ILLUSTRATIONS ACTUAL SIZE

# Lubrication Fittings

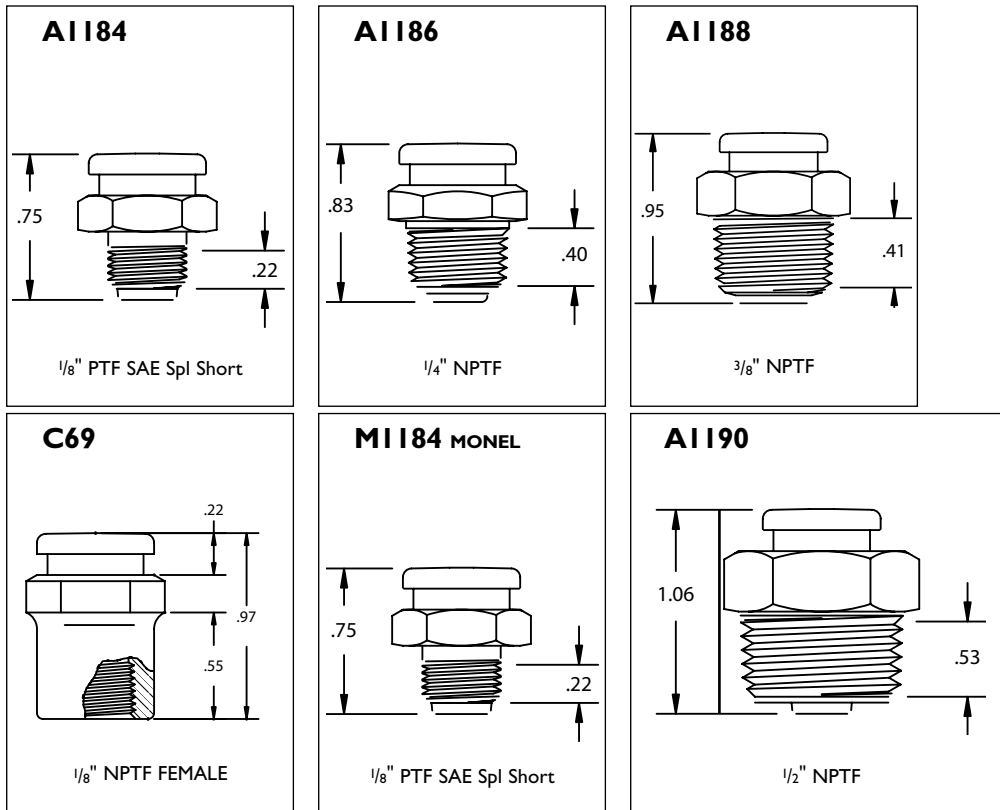
## Standard Button Head Fittings

Use in rugged applications such as heavy machinery or construction/off-road equipment.

Product #	Thread	Overall Length	Shank Length	Hex Size
AI184	1/8" PTF	3/4"	11/32"	5/8"
AI186	1/4" NPTF	53/64"	27/64"	5/8"
AI188	3/8" NPTF	61/64"	31/64"	3/4"
AI190	1/2" NPTF	1-1/16"	35/64"	7/8"
C69	1/8" NPTF(f)	31/32"	13/32"	5/8"
MI184*	1/8" PTF	3/4"	11/32"	5/8"

### FEATURES:

- Head size helps to minimize breakage
- Helps to reduce dirt contamination
- Maximum pressure: 6,000 psi



### IMPORTANT INFORMATION

\* Non-corrosive Monel

NOTE: Geometry modifications and alternate materials available on request.

ALL FITTING ILLUSTRATIONS ACTUAL SIZE

WWW.ALEMITE.COM



# Lubrication Fittings

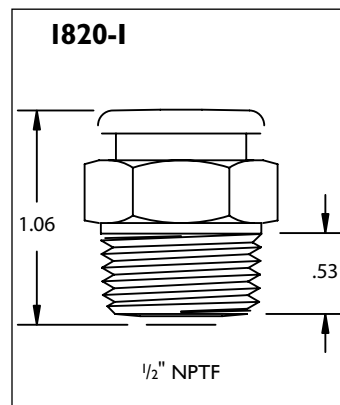
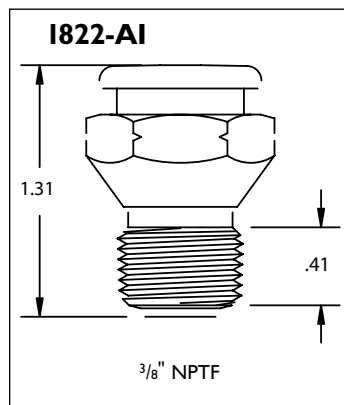
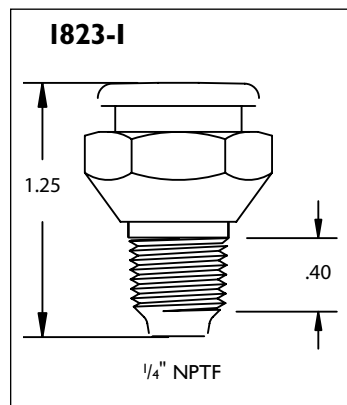
## Giant Button Head Fittings

Largest head fitting available for extreme applications.

Product #	Thread	Overall Length	Shank Length	Hex Size
1823-1	1/4" NPTF	1-1/4"	1/2"	7/8"
1822-A1	3/8" NPTF	1-5/16"	9/16"	7/8"
1820-1	1/2" NPTF	1-1/16"	1/2"	7/8"

### FEATURES:

- Head size helps to minimize breakage
- Maximum pressure: 15,000 psi
- Check valve helps to reduce contamination



### IMPORTANT INFORMATION

NOTE: Geometry modifications and alternate materials available on request.

ALL FITTING ILLUSTRATIONS ACTUAL SIZE

1-866-4-ALEMITE

# Lubrication Fittings

## Relief Fittings

Use on gearbox housings and bearings (such as king pins, universal joints, etc.) where excessive lubrication pressure is not desirable.

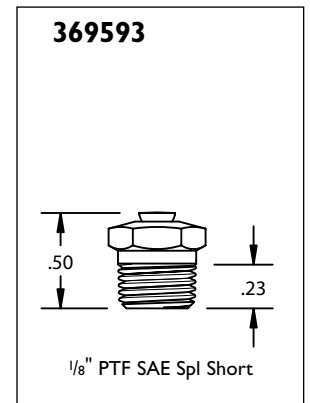
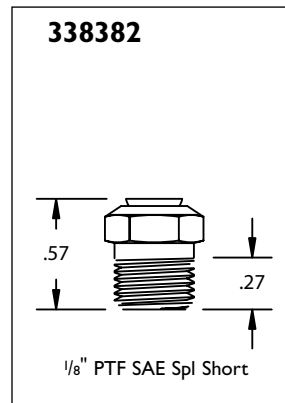
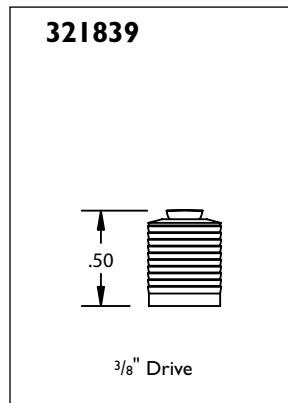
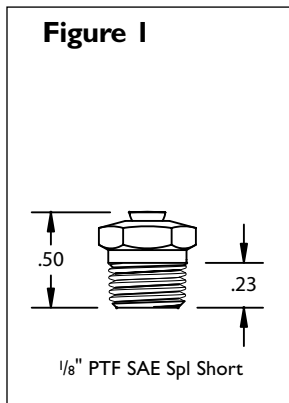
Product #	Relief Pressure		Thread
	Min.	Max.	
317400 $\Delta$	.25 psi	1 psi	1/8" PTF SAE SPL Short
47200 $\Delta$	1 psi	5 psi	1/8" PTF SAE SPL Short
47640 $\Delta$	7.5 psi	15 psi	1/8" PTF SAE SPL Short
323060 $\Delta$	15 psi	25 psi	1/8" PTF SAE SPL Short
47100 $\Delta$	45 psi	80 psi	1/8" PTF SAE SPL Short
50500 $\Delta$	400 psi	650 psi	1/8" PTF SAE SPL Short
321839*	1 psi	5 psi	3/8" Drive
338382**	80 psi	140 psi	1/8" PTF SAE SPL Short
369593	100 psi	200 psi	1/8" PTF SAE SPL Short

### FEATURES:

- Fittings open at pre-determined pressures as shown
- Fittings can be used with either grease or oil
- 321839 is a drive fitting (3/8" drill)
- 338382 is leakproof (1/8" PTF)

### RECOMMENDED ACCESSORY:

- 1/8" - 1/4" Bushing (45120) p.35



### IMPORTANT INFORMATION

$\Delta$  Dimensions match figure 1

\* Drive Fitting (3/8" Drill)

\*\* Leakproof (1/8" PTF)

NOTE: Geometry modifications and alternate materials available on request.





# Lubrication Fittings

## Flush Type Fittings

Use for applications where protruding fittings cannot be used, such as line shafting pulleys or revolving bearings.

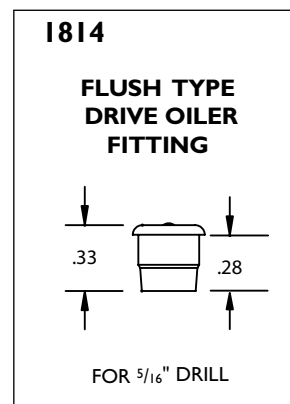
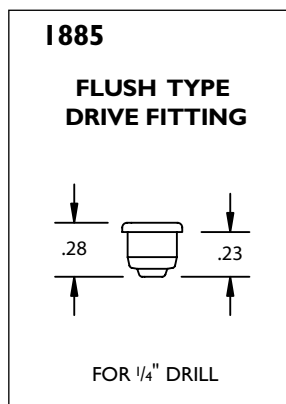
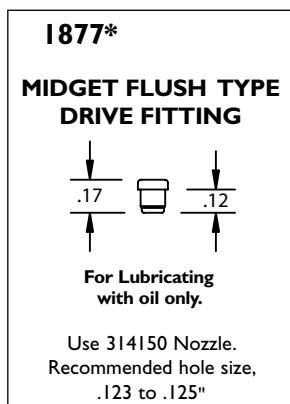
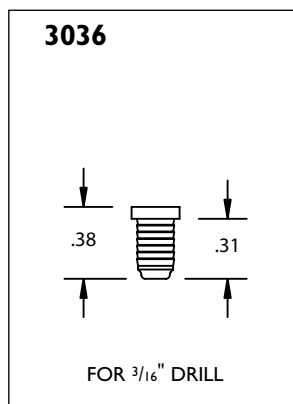
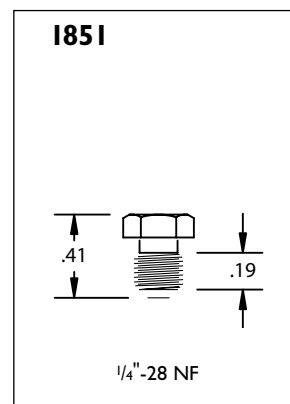
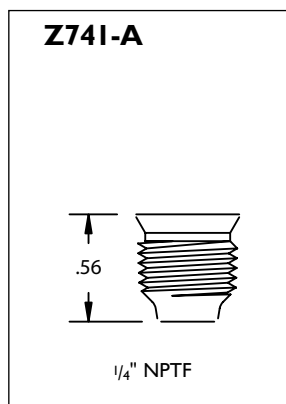
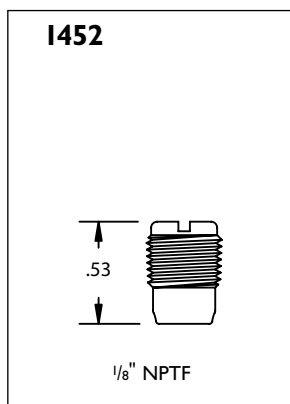
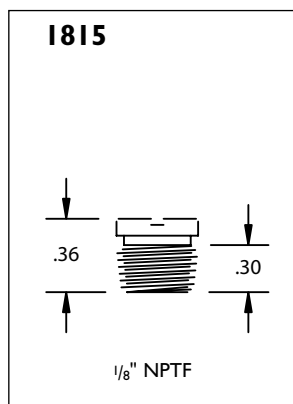
Product #	Type	Thread	Overall Length	Shank Length	Drill Diameter
1815	Slotted	1/8" NPTF	23/64"	19/64"	N/A
1452	Slotted	1/8" NPTF	17/32"	N/A	N/A
Z741-A	Slotted	1/4" NPTF	9/16"	N/A	N/A
1851	Hex	1/4"-28 NF	13/32"	19/64"	N/A
3036	Str.	Drive	3/8"	5/16"	3/16"
1877*	Str.	Drive	11/64"	1/8"	.123"-.125"
1885	Str.	Drive	9/32"	15/64"	1/4"
1814	Str.	Drive	21/64"	9/32"	5/16"
369610	Hex	1/4"-28 NF	27/64"	19/64"	1/4"
326314	Slotted	10/32" UNF	3/8"	15/64"	N/A

### FEATURES:

- Fittings sit flush
- Flush-mounting reduces potential for damage
- Fittings can be installed in hard-to-reach areas
- 1814 is a drive-type oiler fitting for use with a standard oil can

### RECOMMENDED ACCESSORIES :

Flush Type Nozzle Couplers p.37



### IMPORTANT INFORMATION

\* 314150 is used on 1877 flush type fitting pg. 37

NOTE: Z737 is used on all standard flush type couplers pg. 37

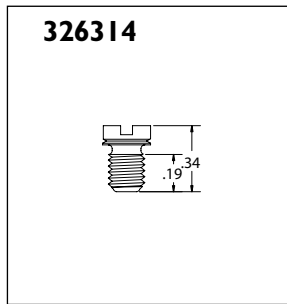
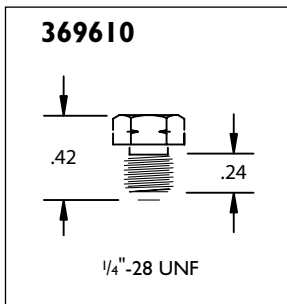
Geometry modifications and alternate materials available on request.

ALL FITTING ILLUSTRATIONS ACTUAL SIZE

1-866-4-ALEMITE

# Lubrication Fittings

## Flush Type Fittings



### IMPORTANT INFORMATION

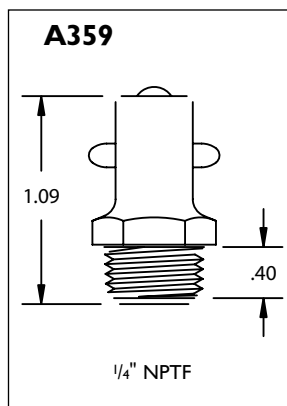
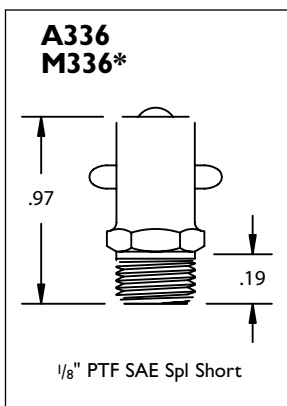
NOTE: Z737 is used on all standard flush type couplers page 37  
Geometry modifications and alternate materials available on request.

## Pin Type Fittings

Fitting has positive locking action on coupler and cross pin, providing a leakproof connection. M336 has a brass body and ball with a Monel pin.

Product #	Type	Thread	Overall Length	Shank Length	Hex Size
A336	Str.	1/8" PTF	31/32"	17/64"	7/16"
A359	Str.	1/4" NPTF	1-3/32"	5/16"	17/32"
M336*	Str.	1/8" PTF	31/32"	17/64"	7/16"

RECOMMENDED ACCESSORIES:  
Pin Type Couplers p. 37



### IMPORTANT INFORMATION

\* Brass Body and Ball, Monel Pin

NOTE: Geometry modifications and alternate materials available on request.

ALL FITTING ILLUSTRATIONS ACTUAL SIZE

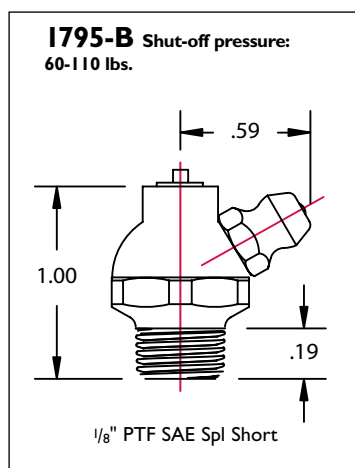
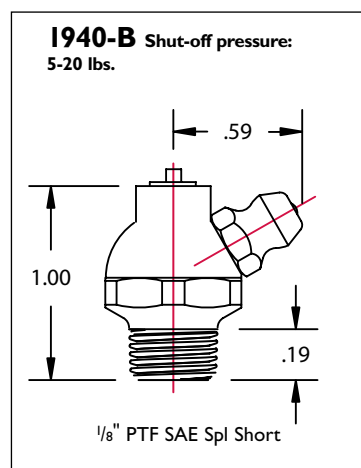


# Lubrication Fittings

## Hydraulic Shut-Off Fittings

Fittings positively shut off at pressures specified, preventing over-lubrication and blowing out of bearing seals.

Product #	Type	Overall Length	Shank Length	Hex Size	Shut-off Pressure
1940-B	60°	1"	17/64"	5/8"	5-20 lb.
1795-B	60°	1"	17/64"	5/8"	60-110 lb.



### IMPORTANT INFORMATION

NOTE: Geometry modifications and alternate materials available on request.

ALL FITTING ILLUSTRATIONS ACTUAL SIZE

# Lubrication Fittings

## Leakproof Fittings

Leakproof fittings have a Buna-N seal instead of a ball check to provide a leakproof seal. To improve reliability of the check valve, keep input passages free of foreign particles. Redundancy of seal should be provided in critical applications where back pressure must be maintained.

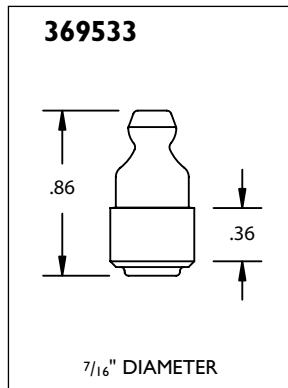
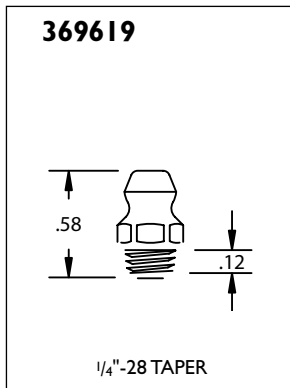
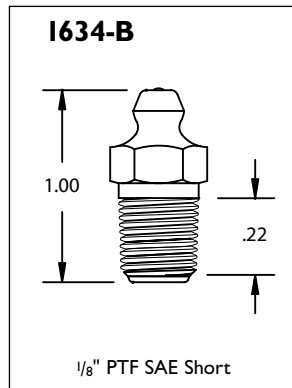
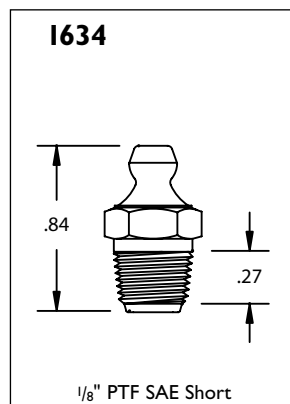
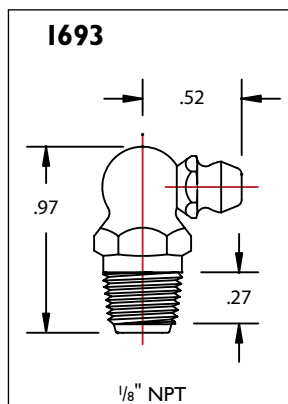
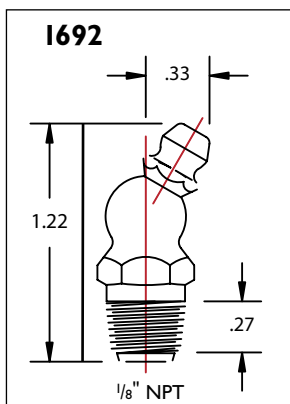
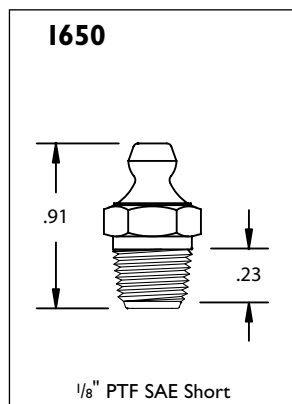
Product #	Type	Thread	Overall Length	Shank Length	Hex Size
1650	Str.	1/8" NPT	29/32"	25/64"	7/16"
1692	30°	1/8" NPT	1-7/32"	25/64"	7/16"
1693	90°	1/8" NPT	31/32"	25/64"	7/16"
1634	Str.	1/8" PTF	27/32"	23/64"	7/16"
1634-B	Str.	1/8" PTF	1"	33/64"	7/16"
369619	Str.	1/4"-28 Taper	37/64"	5/16"	1/4"-28
369533	Str.	7/16" Round	55/64"	N/A	7/16" Round

### FEATURES:

- Uses a Buna-N seal instead of a ball check to provide leakproof seal
- Use with light oils and other fluids up to 3,000 psi
- 1634 has a steel ball check and brass insert seats for grease, heavy and medium oils for up to 10,000 psi
- 1634-B has a steel ball check and brass insert seats and includes a dirt-excluding surface ball check up to 10,000 psi

### RECOMMENDED ACCESSORY:

- Dust Caps



### IMPORTANT INFORMATION

NOTE: Geometry modifications and alternate materials available on request.

ALL FITTING ILLUSTRATIONS ACTUAL SIZE



# Lubrication Fittings

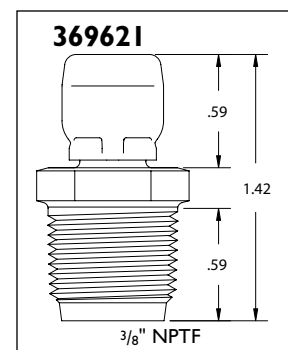
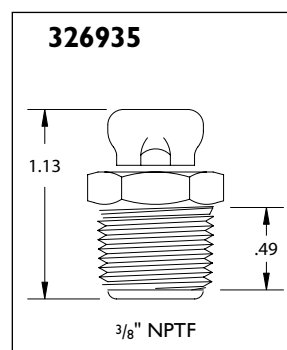
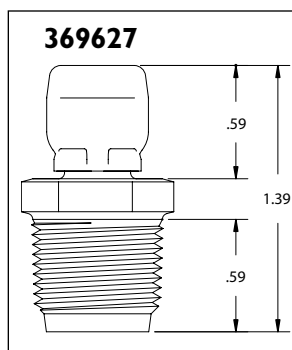
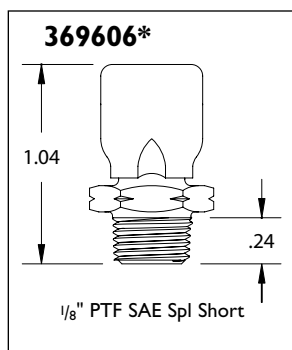
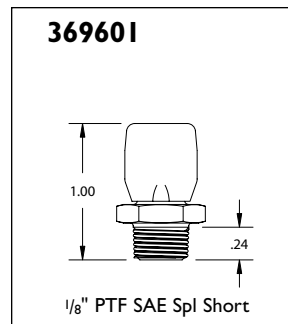
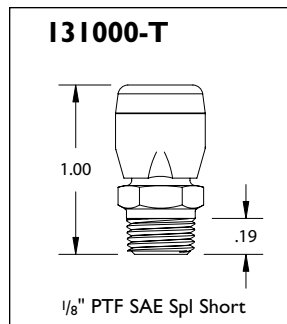
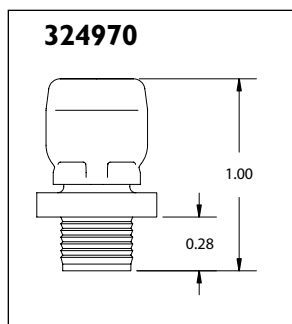
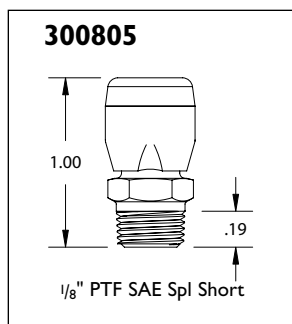
## Vents

Use with transmissions, differentials, speed reducers, axles, gear housings, etc. Fitting is placed above normal lubrication level to allow air to escape when internal pressures rise.

Product #	Opening Pressure	Thread
300805	Felt filter	1/8" PTF SAE Short
304810 $\Delta$	1-3" water	1/8" PTF SAE Short
324970	6-12" water	Drive
131000-T	12" water max	1/8" PTF SAE Short
327240 $\Delta$	1 to 1-1/2 psi	1/8" PTF SAE Short
330766 $\Delta$	2-1/2 to 4 psi	1/8" PTF SAE Short
369601	10 to 20 psi	1/8" PTF SAE Short
369606*	1 to 2 psi	1/8" PTF SAE Short
369627	6-12" water	3/8" NPTF
326935	2 to 5 psi	3/8" NPTF
369621	1 to 2 psi	3/8" NPTF

### FEATURES:

- Vent opens at designated pressure
- Helps to prevent fluid leakage
- Special cap prevents water or dirt from entering



### IMPORTANT INFORMATION

$\Delta$  Dimensions same as 131000-T

\* Stainless Steel

NOTE: 1" water = .03613 psi. Geometry modifications and alternate materials available on request.

# Lubrication Fittings

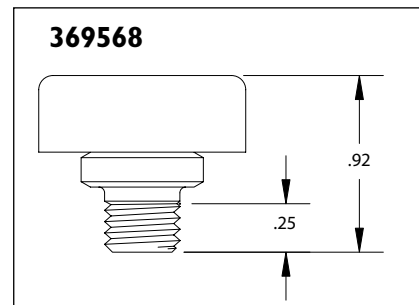
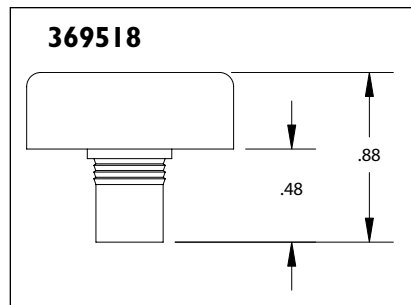
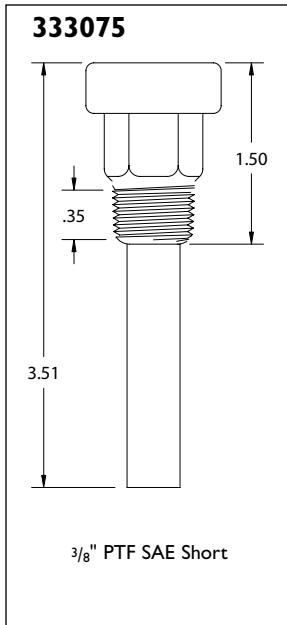
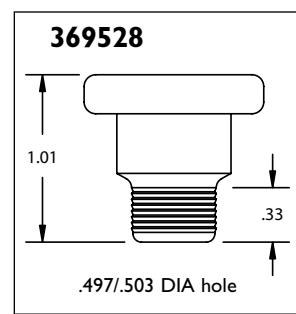
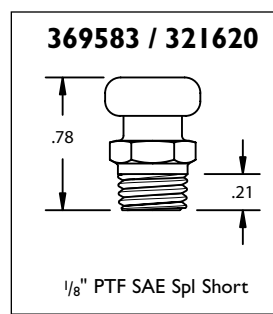
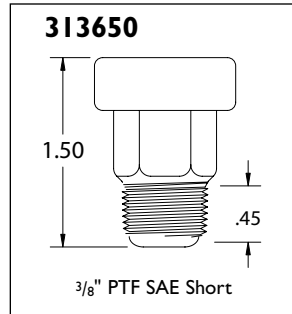
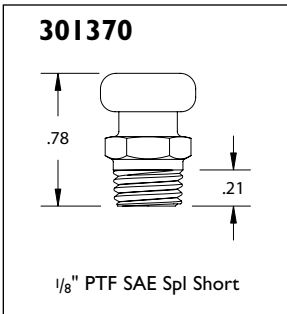
## Breathers

Use with transmissions, differentials, speed reducers, axles, gear housings, etc. Breathers help to maintain proper pressures.

Product #	Description	Thread
301370	N/A	1/8" PTF SAE Short
313650	Two Baffles	3/8" PTF SAE Short
369583	Corrosion Resistant	1/8" PTF SAE Short
369528	Press Fit	Goes into .497/.503 DIA hole
333075	N/A	3/8" PTF SAE Short
321620	Zinc Dichormate	1/8" PTF SAE Spl Short
369518	N/A	Drive
369568	Metric	M 10 x 1.5

### FEATURES:

- No airflow restrictions
- Breather with felt filters helps reduce dirt contamination



### IMPORTANT INFORMATION

NOTE: Geometry modifications and alternate materials available on request.

ALL FITTING ILLUSTRATIONS ACTUAL SIZE

WWW.ALEMITE.COM

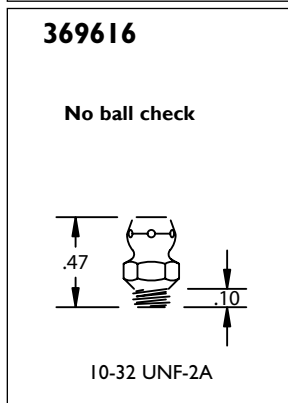
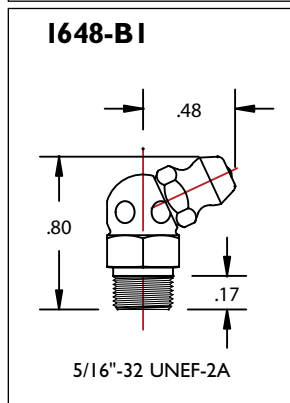
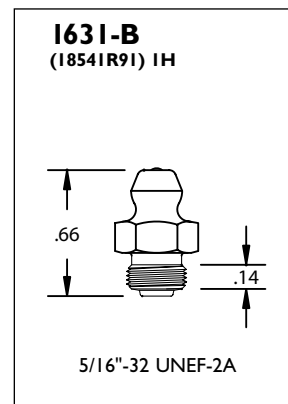
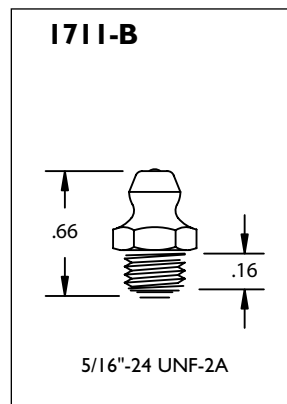
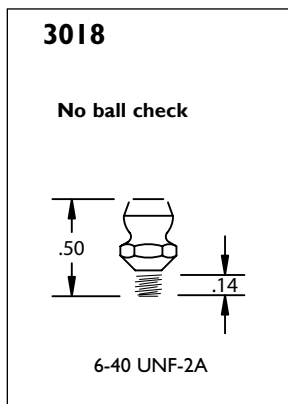
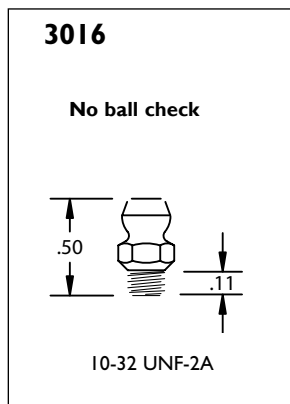


# Lubrication Fittings

## Special Thread Fittings

Special threads and sizes for special lubrication purposes. All have high-pressure ball check unless otherwise specified.

Product #	Type	Thread	Overall Length	Shank Length	Hex Size
3016*	Str.	10-32 UNF-2A	1/2"	1/8"	1/4"
3018*	Str.	6-40 UNF-2A	1/2"	9/64"	1/4"
1711-B	Str.	5/16"-24 UNF-2A	21/32"	5/32"	3/8"
1631-B	Str.	5/16"-32 UNEF-2A	21/32"	15/64"	3/8"
1648-BI	65°	5/16"-32 UNEF-2A	51/64"	7/32"	3/8"
369616*	Str.	10-32 UNF-2A	15/32"	5/64"	1/4"



### IMPORTANT INFORMATION

\* No ball check

NOTE: Geometry modifications and alternate materials available on request.

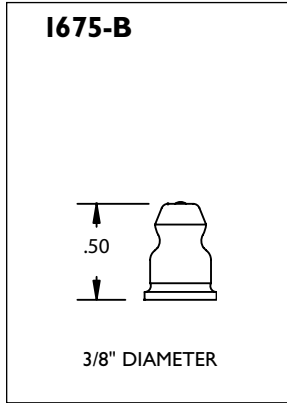
ALL FITTING ILLUSTRATIONS ACTUAL SIZE

1-866-4-ALEMITE

# Lubrication Fittings

## Rivet Fitting

Recommended for special applications where threaded or drive fittings cannot be used. Commonly used for king pin applications.



Product #	Type	Overall Length	Fitting Diameter	Rivet Diameter
1675-B	Str.	1/2"	3/8"	5/16"

ALL FITTING ILLUSTRATIONS ACTUAL SIZE





# Lubrication Fittings

## Assortments

A range of Alemite's most popular fittings are available in convenient assortments and blister packages. Boxes and blister packages are ideal for display or for storage shelves.

33

## Packaged Hydraulic Fittings Assortments

Individual blister packaged fittings are great for display or easy storage. They contain American standard or metric thread fittings. Each unit pack contains 10 fittings unless otherwise noted.

### American Standard Thread Product #

B1608-B

B1743-B

B1610-BL

B1611-B

B1612-B

B1613-B

B1627-B\*

B1629-B\*

B1637-B1

B1641-B

B1688-B

B1911-B1

B1428\*\*\*

B1827\*\*\*\*

### Metric Thread Product #

B2103

B2105

B2106

B2107

B2108

B2109

B2100\*\* - 9-pc assortment



#### IMPORTANT INFORMATION

- \* B1627-B and B1629-B unit packs contain 5 fittings.
- \*\* B2100 9-pc assortment contains: (2) 2103, 2105, (2) 2106, 2107, 2108, (2) 2109
- \*\*\* B1428 8-pc assortment contains: (4) 1641-B, (2) 1637-B1, (2) 1911-B1
- \*\*\*\* B1827 8-pc assortment contains: (4) 1610-BL, (2) 1613-B, (2) 1688-B

# Lubrication Fittings

## 2398-1 Vehicle Fitting Assortment

This assortment contains six types of popular fittings. An identifying chart is included in the cover. Packaged in a durable plastic box.

Product #	Type	Thread	Quantity
1610-BL	Str.	1/8" PTF	24
1688-B	45°	1/8" PTF	12
1613-B	90°	1/8" PTF	12
1641-B	Str.	1/4"-28 Taper	24
1637-B1	45°	1/4"-28 Taper	12
1911-B1	90°	1/4"-28 Taper	12



## 2364-1 All-Purpose Fitting Assortment

This assortment contains eight types of popular fittings. Also includes two tools for extracting fittings and rethreading holes. An identifying chart is included in the cover. Packaged in a durable metal box.

Product #	Type	Thread	Quantity
1610-BL	Str.	1/8" PTF	36
1611-B	30°	1/8" PTF	12
1688-B	45°	1/8" PTF	12
1612-B	65°	1/8" PTF	12
1613-B	90°	1/8" PTF	12
1641-B	Str.	1/4"-28 Taper	24
1637-B1	45°	1/4"-28 Taper	12
1911-B1	90°	1/4"-28 Taper	12





# Lubrication Fittings

## 2371 Metric Fitting Assortment

Box contains six types of popular metric fittings. An identifying chart is included in the cover.

Product #	Type	Thread	Quantity
2106	Str.	6mm	10
2107	45°	6mm	6
2108	90°	6mm	6
2103	Str.	8mm	6
2105	90°	8mm	6
2109	Str.	10mm	10



## 2365-1 Pocket Pack Fitting Assortment

Box contains six types of popular fittings. An identifying chart is included in the cover.


Product #	Type	Thread	Quantity
1610-BL	Str.	1/8" PTF	12
1688-B	45°	1/8" PTF	6
1613-B	90°	1/8" PTF	6
1641-B	Str.	1/4"-28 Taper	12
1637-B1	45°	1/4"-28 Taper	6
1911-B1	90°	1/4"-28 Taper	6



# Lubrication Fittings

## Header Blocks

Hard-to-reach machine bearings requiring lubrication can be connected to central points by tubing or whip hose leading from the bearings to header blocks. Blocks come equipped with hydraulic fittings (1612-B) and are available for three or six bearings. Includes compression fitting connections for 1/4" tubing.



Product #	Size	Length	Block Only	Inlet / Outlet Threads	Fittings
6135	3-point	2-3/4"	42702	1/8" NPTF(f)	1612-B
6136	6-point	5-3/4"	42703	1/8" NPTF(f)	1612-B

RECOMMENDED ACCESSORIES:  
 Tubing Connector (328303-42) p. 33



# Lubrication Fittings Accessories

## Fittings Accessories

### Fittings Accessories include:

Tubing Connector.....	33
Fitting Extensions.....	33
Adapters.....	34
Plastic Caps.....	34
Plugs.....	35
Bushings.....	35
Couplers.....	36
Zerk-Mate Grease Fitting/ Joint Cleaner.....	37
Elbow Bodies.....	38
Easy-Out Fitting Tool.....	38

## Tubing Connector

Used with header blocks to allow tubing to be easily connected to block.

Product #	Tube OD	Pipe Thread
328303-42	1/4"	1/8"

## Fitting Extensions

Used to extend the fitting away from a bearing housing.



### THREAD INFORMATION:

- 43761: 1/8" NPTF(f) x 1/8" NPTF(m) SAE Special Short
- 43762: 1/8" NPTF(f) x 1/8" NPTF(m)
- 336551: 1/4"-28 UNF - 3b(f) x 1/4"-28 Taper (SAE-LT)

Product #	Overall Length	Effective Thread Length	Shank Length	Hex Size
43761	3/4"	3/16"	9/32"	1/2"
43762	1-1/4"	17/64"	11/16"	1/2"
336551	1-9/32"	13/64"	1"	N/A

# Lubrication Fittings Accessories

## Adapters

Used to adapt a threaded fitting to a different size opening thread.

### Straight Adapters

Product #	Thread(m)	Thread(m)
327033	1/4" NPTF	1/4" NPTF
130552	1/4" NPTF	1/2" NPTF
43379	1/4" NPTF	1/2"-27 Taper
41729	3/8" NPTF	3/8" NPTF
47703	7/16"-27 UNS-2A	1/2"-27 NS Taper
44734	3/8" NPTF	1/2"-27 Taper
50610	3/8" NPTF	1/2" NPTF
51888	1/2" NPTF	1/2" NPTF
307925	1/2" NPTF	1/2"-27 NS Taper
42159	1/2"-27 NS Taper	1/2"-27 NS Taper
336842	3/4" NPTF	3/4" NPTF
336843	1" NPTF	1" NPTF

Product #	Thread(m)	Thread(f)
43760	1/8" NPTF	1/4" NPTF
301198	1/4" NPTF	3/8" NPTF
52797	3/8" NPTF	1/2" NPTF
305859	7/16"-27 UNS-2A	1/8" NPTF
130659	1/2" NPTF	3/4" NPTF
51942	1/4"-28 Taper Thread (SAE-LT)	1/8" NPTF
1000-44	1/4" NPTF	1/4" NPSM
1000-46	1/4" NPTF	3/8" NPSM
1000-64	3/8" NPTF	1/4" NPSM
1000-66	3/8" NPTF	3/8" NPSM
1000-68	3/8" NPTF	1/2" NPSM
1000-88	1/2" NPTF	1/2" NPSM
1000-812	1/2" NPTF	3/4" NPSM
1000-1212	3/4" NPTF	3/4" NPSM
1000-1612	1" NPTF	3/4" NPSM
1000-1616	1" NPTF	1" NPSM
Product #	Thread(f)	Thread(f)
1012-88	1/2" NPTF	1/2" NPSM



43760



305859

### 90° Adapters

Product #	Thread(m)	Thread(f)
51943	1/4"-28 Taper Thread (SAE-LT)	1/8" NPTF
1001-44	1/4" NPTF	1/4" NPSM
1001-66	1/2" NPTF	1/2" NPSM
1001-86	1/2" NPTF	3/8" NPSM
1001-88	3/8" NPTF	3/8" NPSM



1001-88

### 45° Adapters

Product #	Thread(m)	Thread(f)
310912	1/4"-28 Taper Thread (SAE-LT)	1/8" NPTF

## Plastic Caps

Used to protect fittings from corrosion and debris.

Product #	Color
339630-RD	Red (100 per box)
339630-WH	White (100 per box)



# Lubrication Fittings Accessories

## Plugs

Closes an opening where a fitting is no longer being used.

Product #	Description
1480	1/8" NPTF Square Head
17831	1/8" NPTF Hex Socket
170008	1/4" NPTF Hex Socket
328224	1/4"-28 Taper Thd. (SAE-LT) Hex Head
328435	1/4"-28 Taper Thd. (SAE-LT) Thread Forming Hex Head
369588	1/8"-27 Thread Forming Hex Head

## Bushings

Extra heavy-duty, high-pressure units are constructed of steel and are bright zinc-plated to resist corrosion.

Product #	Male	Female
45120	1/4" NPTF	1/8" NPTF
A112	3/8" NPTF	1/8" NPSI
40996	3/8" NPTF	1/4" NPTF
A113	1/2" NPTF	1/8" NPSI
51891	1/2" NPTF	1/4" NPTF
131586	1/2" NPTF	3/8" NPTF
51643	3/4" 1 1/2" NH*	1/4" NPTF
320353	1" NPTF	3/4" NPTF
320354	1" NPTF	1/2" NPTF
320356	3/4" NPTF	3/8" NPTF
328207	1-1/2" NPTF	1" NPTF
338552	2" NPT	3/4" NPT

### IMPORTANT INFORMATION

\* Garden hose thread

# Lubrication Fittings Accessories

## Couplers

Hydraulic couplers provide quick, positive and leakproof connection with hydraulic fittings. Hydraulic couplers are used with 1/4"-28 taper thread, 1/4"-28 straight, 1/8" PTF, 1/4" PTF, thread-forming, drive, metric, rivet, leak-proof, special thread, Monel and stainless steel fittings.

### Hydraulic Couplers

Product #	Type	Thread	Pressure	Other Features
6304-B**	Standard	1/8" NPTF(f)	10,000 psi	N/A
6304-C	Standard	1/8" NPTF(f)	10,000 psi	Equipped with built-in check valve
308730**	Narrow	1/8" NPTF(f)	10,000 psi	N/A
308730-A	Narrow	1/8" NPTF(f)	10,000 psi	Equipped with built-in check valve
B330070	Narrow	1/8" NPTF(f)	10,000 psi	High-pressure metal seal, Blister packed
B154	Narrow	1/8" NPTF(f)	7,500 psi	N/A
322120	Narrow	1/8" NPTF(f)	10,000 psi	90°

### 360° Swivel Hydraulic Couplers \*

Product #	Type	Thread	Length	Pressure	Other Features
6509-D**	Standard swivel	1/8" NPTF	3-1/2"	10,000 psi	Metal seal
6509-E**	Narrow diameter swivel	1/8" NPTF	4"	10,000 psi	Rubber seal

### Air Couplers


Product #	Type	Thread	Length	Pressure
307111	Standard	1/4" NPTF(m)	N/A	300 psi
307112	Standard	1/4" NPTF(f)	N/A	300 psi
307115	Standard (Adapter)	1/4" NPTF(m)	N/A	300 psi
307116	Standard (Adapter)	1/4" NPTF(f)	N/A	300 psi



**308730-A**



**B154**



**6509-D**

#### IMPORTANT INFORMATION

- \* Products will lock in eight different positions
- \*\* Available in blister packs






# Lubrication Fittings Accessories

## Couplers

Button head couplers are used with standard or giant button head fittings only.

### Standard and Giant Button Head Couplers

Product #	Type	Thread	Pressure
42030	Standard Pull-On	7/16"-27 NS-2(f)	10,000 psi
42030-A	Standard Pull-On	1/8" NPTF(f)	10,000 psi
42031-A	Standard Push-On	1/8" NPTF(f)	10,000 psi
304300	Giant Pull-On	7/16"-27 NS-2(f)	15,000 psi
304300-A	Giant Pull-On	1/8" NPTF(f)	15,000 psi
319702	Giant Pull-On	1/4" PTF SAE Short(f)	15,000 psi
304301	Giant Push-On	7/16"-27 NS-2(f)	15,000 psi



42030

Pin type couplers provide quick, positive and leakproof connection with pin type fittings.

### Pin Type Couplers

Product #	Thread
VB942	1/8" NPTF(f) w/o wing
50491	1/8" NPTF(m) w/ wing
51185	1/8" NPTF(f) w/ wing



50491

Flush type couplers are used with flush type fittings only.

### Flush Type Nozzle Couplers

Product #	Type	Thread
314150*	Midget	1/8" NPTF(f)
Z737	Standard	1/8" NPTF(f)



Z737

#### IMPORTANT INFORMATION

\* Used with 1877 flush type fitting page 21

## Zerk-Mate Grease Fitting / Joint Cleaner

This professional heavy-duty tool is perfect for unplugging clogged grease fittings. A light viscosity oil is injected into the faulty joint, loosening grease and allowing for new grease to enter. This tool saves the time of replacing fittings and joints and is also available in a pocket-sized model on a blistercard.



339841

340004

Product #	Description	Weight
339841	Heavy-Duty Zerk-Mate	1.5 lb.
340004	Pocket-Sized Zerk-Mate	8 oz.

# Lubrication Fittings Accessories

## Elbow Bodies

Elbow bodies change the angle of a fitting to be attached to a bearing.



43706



51943


Product #	Description	Angle	Overall Length	Thread Length	Shank Length
43706	1/8" NPTF(f) x 1/8" PTF SAE Short(m)	90°	1-1/8"	17/64"	17/32"
43716	1/8" NPTF(f) x 1/8" PTF SAE Short(m)	45°	1"	7/32"	7/16"
44701	1/8" NPTF(f) x 1/8" PTF SAE Short(m)	90°	1"	7/32"	7/16"
43718	1/8" NPTF(f) x 1/4" PTF SAE Short(m)	90°	1-3/16"	13/32"	5/8"
43748	1/4" NPTF(f) x 1/4" PTF(m)	90°	1-11/32"	13/32"	19/32"
369586	1/4"-28 Taper Thread SAE-LT x 1/4"-28 UNF-2B	65°	45/64"	19/64"	1/5"
369594	1/4"-28 Taper Thread SAE-LT x 1/4"-28	45°	45/64"	19/64"	1/5"

Product #	Thread(m)	Thread(f)	Other Features
51942	1/4"-28 Taper (SAE-LT)(m)	1/8" NPTF(f)	Straight
51943	1/4"-28 Taper (SAE-LT)(m)	1/8" NPTF(f)	90°
310912	1/4"-28 Taper (SAE-LT)(m)	1/8" NPTF(f)	45°
306722	1/8" NPTF	1/4" NPTF	Straight

## Easy-Out Fitting Tool

Easy-out fitting tool is an all-in-one tool to extract broken fittings, rethread holes and install new straight and angle type fittings.

Product #	For Fittings with Thread
B315790	1/4"-28 Taper Thread
B315791	1/8" NPTF



B315790



# Grease Guns

## Introduction

Alemite Grease Guns and Accessories are constructed to withstand the rigors of the most demanding applications. Built using only the highest-grade materials and time-tested designs. Alemite Grease Guns are guaranteed to perform.

Alemite offers the widest selection of grease guns on the market. We continue to innovate this product category and were the first to offer the 14.4V Battery-Powered Grease Gun. We will continue our commitment to quality and innovation on the full range of products.



# Grease Guns

## General Information

Durability and quality are built into every gun we produce, from our innovative cordless grease guns to our dependable high-pressure grease guns. Whether you're looking to make your factory maintenance procedures more efficient or you desire the ability to quickly service equipment in the field, Alemite has the grease gun you need.

40

### Alemite Grease Guns include:

Cordless Series .....	41
Standard-Duty Series.....	42
Professional Series.....	44
Heavy-Duty Series.....	47
High-Pressure Series .....	49
Specialty Series .....	50
See Also:	
Grease Guns Accessories.....	52



# Grease Guns

## Cordless Series

Alemite has developed the most powerful and innovative cordless grease guns in the market with our 585 14.4-volt model and our 575 12-volt model. Designed with the user in mind, these durable products offer you the ability to lubricate your equipment more effectively. Whatever the application, our dependable guns can save you time and money with their ease of handling and efficient operation. Also available in European versions.

### FEATURES:

- Lightweight construction, ergonomic design and optional carrying strap make lubrication easy and reduce physical strain
- Chrome-plated barrel offers unmatched durability
- Patented automatic universal follower eliminates need to flip when changing load method
- Three-foot ultra-flexible hose with grease coupler can handle 12,000 psi
- Air bleed valve simplifies air removal during loading
- High-flow check valve optimizes flow characteristics
- Airflow is controlled to extend motor life
- Multiple loading options make refilling easy and efficient



### 585 Series 14.4-Volt Cordless Grease Gun

- One fully charged battery delivers up to 10 cartridges of grease
- Develops 10,000 psi
- 3-way loading (cartridge, bulk, and suction) - 14-oz. cartridge
- 5 oz. / min @ 1,000 psi flow rate

Product #	Input Charger	Battery
585-A	120 Volt	One 14.4 Volt
585-B	120 Volt	Two 14.4 Volt
585-C	Europe and Australia	One 14.4 Volt
585-D	Europe and Australia	Two 14.4 Volt
585-E	UK, Africa and Hong Kong	One 14.4 Volt
585-F	UK, Africa and Hong Kong	Two 14.4 Volt



### 575 Series 12-Volt Cordless Grease Gun

- One fully charged battery delivers up to 6 cartridges of grease
- Develops 6,500 psi
- 3-way loading (cartridge, bulk, and suction) - 14-oz. cartridge
- 5.25 oz. / min @ 1,000 psi flow rate

Product #	Input Charger	Battery
575-A	120 Volt	One 12 Volt
575-B	120 Volt	Two 12 Volt
575-C	Europe and Australia	One 12 Volt
575-D	Europe and Australia	Two 12 Volt
575-E	UK, Africa and Hong Kong	One 12 Volt
575-F	UK, Africa and Hong Kong	Two 12 Volt

#### IMPORTANT INFORMATION

See page 53 for accessories.

# Grease Guns

## Standard-Duty Series

Alemite Standard-Duty Series Grease Guns are designed to handle most low- and medium-pressure manual lubrication applications. These guns are available in push, lever or pistol style.

Alemite Standard-Duty Series Grease Guns can be used on a wide range of applications, including:

- Industrial applications
- Automobiles and trucks
- ATVs and snowmobiles
- Trailers
- Boats
- Lawn and garden equipment
- Farm equipment



PHOTOGRAPH  
ACTUAL SIZE

### F107

#### Push-N-Lube

Disposable push grease gun

#### FEATURES:

- 3,700 psi pressure capability
- Delivers up to 2 oz. of NLGI #2 grease
- Versatile one-hand operation
- Universal nozzle for standard grease fittings
- Sealed design prevents leaks
- Disposable – simply throw it away when empty
- Ideal for toolboxes
- Must order in quantities of 24

### F107-M

#### Marine Push-N-Lube

Disposable push grease gun

#### FEATURES:

- 3,700 psi pressure capability
- Delivers up to 2 oz. of marine-grade grease
- Versatile one-hand operation
- Universal nozzle for standard grease fittings
- Sealed design prevents leaks
- Polycarbonate plastic construction will not rust like metal guns
- Disposable – simply throw it away when empty
- Ideal for boats and trailers
- Must order in quantities of 24



# Grease Guns

## Standard-Duty Series



### F101 Lever Grease Gun

FEATURES:

- Develops 4,300 psi
- 3-way loading – 14-oz. cartridge, suction or loader fitting
- Air vent (bleeder valve)
- Vinyl grip
- Whip hose is available

INCLUDED ITEMS:

- Rigid Extension and Coupler



### F103 Pistol Grease Gun

FEATURES:

- Develops 4,500 psi
- 2-way loading – 14-oz. cartridge or suction
- Air vent (bleeder valve)

INCLUDED ITEMS:

- Rigid Extension and Coupler



### F104 Mini Pistol Grease Gun

FEATURES:

- Develops 2,900 psi
- 2-way loading – 3-oz. cartridge or suction
- Small size fits easily into toolbox or storage compartment

INCLUDED ITEMS:

- 3-oz. Grease Cartridge, Rigid Extension and Coupler



### F106 Standard Lever Grease Gun

FEATURES:

- Develops 8,000 psi
- 2-way loading – 14-oz. cartridge or suction
- Whip hose is available

INCLUDED ITEMS:

- Rigid Extension and Coupler

# Grease Guns

## Professional Series

Alemite Professional Series Grease Guns are designed for the professional-grade user. These guns are available in lever and pistol grip styles and can develop pressures up to 10,000 psi.

### FEATURES:

- 3-way loading: 14 oz. cartridge, suction or fast refill from Alemite Loader Pump (500, 500-E and 500-L only)
- 2-way loading: 14 oz. cartridge or suction load (590 & 590-E only)
- Air vent (bleeder valve)
- Vinyl handle cover provides a sure grip
- Die-cast aluminum head is rugged yet lightweight



500



500-E



500-L



590



590-E

Product #	Description	Pressure	Delivery	Cylinder Capacity	Included Items
500	Lever Gun	10,000 psi	1 oz. per 21 strokes	16 oz.	Rigid extension & coupler, loader fitting
500-E	Lever Gun w/Whip Hose	10,000 psi	1 oz. per 21 strokes	16 oz.	18" Whip hose & coupler, loader fitting
500-L	Lever High Volume Gun	10,000 psi	1 oz. per 21 strokes	24 oz.	Rigid extension & coupler, loader fitting
590	Lever Gun	10,000 psi	1 oz. per 21 strokes	16 oz.	Rigid extension & coupler
590-E	Lever Gun w/Whip Hose	10,000 psi	1 oz. per 21 strokes	16 oz.	18" Whip hose & coupler





# Grease Guns

## Professional Series

Alemite Professional Series Grease Guns are designed for the professional-grade user. These guns are available in lever and pistol grip styles and can develop pressures up to 10,000 psi.

### FEATURES:

- Unique dual-leverage design allows choice between high-pressure or high-volume output
- 2-way loading: 14 oz. cartridge or suction load
- Air vent (bleeder valve)
- Vinyl handle cover provides a sure grip
- Die-cast aluminum head is rugged yet lightweight



Product #	Description	Pressure	Delivery	Cylinder Capacity	Included Items
525	Pistol Grip Gun	5,500 psi	High vol. mode: 1 oz. per 33 strokes High pressure mode: 1 oz per 63 strokes	16 oz.	Rigid extension & coupler
550	Pistol Grip Gun	5,500 psi	High vol. mode: 1 oz. per 33 strokes High pressure mode: 1 oz per 63 strokes	16 oz.	18" Flexible hose & coupler

# Grease Guns

## High-Volume Professional Series

Alemite Professional Series Grease Guns are constructed to withstand even the most demanding environments. Designed for the professional-grade user, these guns are available in lever and pistol grip styles and can develop pressures up to 10,000 psi. Alemite has the widest selection of grease guns available to meet any industrial or automotive application.

### FEATURES:

- High output per stroke
- Vinyl handle cover provides a sure grip
- Heavy-duty lever
- Cast-iron head provides extra durability
- 3-way loading: 14 oz. cartridge, suction or fast refill through loader fitting
- Patented follower allows cartridge or bulk loading without gun disassembly



**4015-A4**



**4015-B4**

Product #	Description	Pressure	Delivery	Cylinder Capacity	Included Items
4015-A4	High Volume Lever Gun	1,800 psi	1 oz. per 7 strokes	16 oz.	Rigid extension & coupler
4015-B4	High Volume Lever Gun	1,800 psi	1 oz. per 7 strokes	24 oz.	Rigid extension & coupler



# Grease Guns

## Heavy Duty Series

Alemite Heavy-Duty Series Grease Guns are designed for the lubrication professional and provide guaranteed performance in any industrial application. These guns operate in the most severe conditions and feature a dual-lever mechanism allowing for high-volume output or high-pressure delivery. Guns have die-cast steel heads, rugged body and follower construction to take on even the toughest lubrication tasks.

### FEATURES:

- 3-way loading: 14 oz. cartridge, suction or fast refill from Alemite Loader Pump through loader fitting
- Air vent (bleeder valve)
- Vinyl handle cover provides a sure grip
- Die-cast steel head provides additional durability
- Zinc-plated finish
- Patented follower allows cartridge or bulk loading without gun disassembly
- Gun outlet: 1/8" NPTF



**1056-S4**



**1056-SE4**



**1056-LE4**

Product #	Description	Pressure	Delivery	Cylinder Capacity	Included Items
1056-S4	Heavy Duty Lever Gun	10,000 psi	High-Volume mode: 1 oz. per 16 strokes/ High Pressure mode: 1 oz. per 25 strokes	16 oz.	Extensions available*
1056-SE4	Heavy Duty Lever Gun	10,000 psi	High-Volume mode: 1 oz. per 16 strokes/ High Pressure mode: 1 oz. per 25 strokes	16 oz.	Rigid extension & coupler
1056-LE4	Heavy Duty Lever Gun	10,000 psi	High-Volume mode: 1 oz. per 16 strokes/ High Pressure mode: 1 oz. per 25 strokes	24 oz.	Rigid extension & coupler

### IMPORTANT INFORMATION

\* See page 54 for extensions.

# Grease Guns

## Heavy Duty Series

These heavy-duty models feature an extra-long solid lever for maximum leverage and 24-oz. bulk load capacity. Great for high-pressure/low-volume applications.

### FEATURES:


- 3-way loading: 14 oz. cartridge, suction or fast refill from Alemite Loader Pump through loader fitting
- Air vent (bleeder valve)
- Cast-iron head provides additional durability
- Zinc-plated finish
- Patented follower allows cartridge or bulk loading without gun disassembly
- Gun outlet: 1/4" NPTF



**6243-J3**



**6243-J3E**



**6679-J3**



**6679-J3E**

Product #	Description	Pressure	Delivery	Cylinder Capacity	Included Items
6243-J3*	Heavy Duty Large Capacity Lever	10,000 psi	1 oz. per 20 strokes	24 oz.	Check valve & loader fitting
6243-J3E	Heavy Duty Large Capacity Lever	10,000 psi	1 oz. per 20 strokes	24 oz.	Rigid extension & coupler, loader fitting
6679-J3*	Heavy Duty High Volume Lever	5,000 psi	1 oz. per 10 strokes	24 oz.	Check valve & loader fitting
6679-J3E	High Volume Lever	5,000 psi	1 oz. per 10 strokes	24 oz.	Rigid extension & coupler, loader fitting

### IMPORTANT INFORMATION

\* See page 54 for extensions.



# Grease Guns

## High-Pressure Series

High-Pressure Series Grease Guns from Alemite will develop up to 15,000 psi and are designed to withstand harsh environments. These guns can also be used to dispense sealants and other similar fluids. These guns feature all-steel construction for durability and are guaranteed to perform.

### FEATURES:

- Load through loader fitting via Alemite Loader Pump
- Air-Vent (bleeder valve)
- Cast-iron head provides additional durability
- Dispense even the most viscous lubricants
- Can be used with bulk or stick lubricants
- Extra-long solid lever for maximum leverage
- Zinc-plated finish
- Gun outlet: 1/4" NPTF
- Loader fitting and screw prime with spring-loaded feeder provide 20 or more strokes without re-priming



**6268-2**



**325540-1**



**325540-2**

Product #	Description	Pressure	Delivery	Cylinder Capacity	Included Items
6268-2	High Pressure Lever Gun	15,000 psi	1 oz. per 24 strokes	12 oz.	Carrying Strap
325540-1	High Pressure Lever Gun with hose assembly	15,000 psi	1 oz. per 24 strokes	12 oz.	Carrying Strap, Relief Valve, Giant Button Head Coupler, 2 Swivels (B52750 & B52752), High-Pressure "T" Gauge, Hose Assembly & Adapter
325540-2	High Pressure Lever Gun with 18" hose assembly & coupler	15,000 psi	1 oz. per 24 strokes	12 oz.	Carrying Strap, Saf-T-Vent™ Coupling, 2 Swivels (B52750 & B52752), High-Pressure "T" Gauge, Hose Assembly & Adapter

# Grease Guns

## Specialty Series

For over 85 years, Alemite has offered a range of specialty grease guns from screw types to suction guns as well as an oil-dispensing gun. These guns are perfect for a wide range of low-pressure industrial and automotive applications.

50



### C600

#### Screw-Type Compressor Grease Gun

This original Alemite grease gun is designed for all types of pressure gun lubricants. Operate the gun by turning the screw handle to dispense lubricant.

#### FEATURES:

- Capacity: 8 oz.
- Outlet is 1/8" NPTF

#### REQUIRED ACCESSORY:

- Rigid Extension (339570) p.54 or Flexible Extension with Coupler (B6703-A) p.55



### F100

#### Pneumatic Grease Gun

This 16-oz. capacity gun features air operation for easy dispensing of grease. Trigger press dispenses grease.

#### FEATURES:

- Develops 6,000 psi
- Delivery: 1 oz. per 7 cycles
- 3-way loading – 14-oz. cartridge, suction or fast refill from Alemite Loader Pump through loader fitting up to 16 oz.
- Air vent (bleeder valve)

#### INCLUDED ITEMS:

- Rigid Extension and Coupler



### F105

#### Suction Grease Gun

Suitable for draining of non-corrosive lubricants.

#### FEATURES:

- Capacity: 16 oz.

#### INCLUDED ITEMS:

- 12" Flexible Vinyl Hose



# Grease Guns

## Specialty Series



### 4035

#### Heavy-Duty Lever Oil Gun


This 4035 gun is designed for use with oil. Use to lubricate bearings and slides or to precharge hydraulic cylinders. Load the gun by pouring oil directly into the cylinder.

#### FEATURES:

- Develops 1,800 psi
- Delivery: 1 oz. per 7 strokes
- Capacity: 26 oz.
- Buna-N seals are compatible with most oils

#### INCLUDED ITEMS:

- Rigid Extension and Coupler



### 7584/ 7584-F/ 7584-Z

#### Push Type Grease Gun

The 7584 gun is designed for hydraulic and flush type fittings. Provides fast-volume delivery.

#### FEATURES:

- Develops 4,200 psi
- Capacity: 9 oz. through loader fitting

#### INCLUDED ITEMS:

- (7584) Hydraulic Coupler (308730)
- (7584-F) Flush Type Nozzle (Z737)
- (7584-Z) Push Type Nozzle (Z334)



### 340160

#### Reservoir Filler Gun

The 340160 is a rotary-driven gun ideal for refilling automatic lubrication reservoirs. This fast, lightweight and convenient grease dispenser is powered by an electric drill.

#### FEATURES:

- Discharges grease cartridge in under one minute at 1,100 psi
- Automatic shut-off
- Compatible with most electric drills

# Grease Gun Accessories

## Grease Gun Accessories

### Grease Gun Accessories include:

Cordless Grease Gun Accessories .....	53
Rigid Extensions .....	54
Extension Hoses.....	54
Hose Assemblies.....	55
Adapters, Extensions & Injector Needles .....	56
Loader Fittings and Couplers.....	59
Other Grease Gun Accessories & Grease .....	59





# Grease Gun Accessories

## Cordless Grease Gun Accessories

To make sure you'll get all you can from your Alemite Cordless Grease Gun, Alemite offers a number of accessories designed to help your operation run more efficiently.



Product #	Description	Volts	Information
339803	Battery Charger for U.S.	12	One-hour charger with AC input (CE Approved)
339957	Battery Charger for Australia & Europe	12	One-hour charger with AC input (CE Approved)
339959	Battery Charger for Africa, Hong Kong & U.K.	12	One-hour charger with AC input (CE Approved)
339989	Battery Charger for U.S.	14.4	One-hour charger with AC input (CE Approved)
340082	Battery Charger for Australia & Europe	14.4	One-hour charger with AC input (CE Approved)
340083	Battery Charger for Africa, Hong Kong & U.K.	14.4	One-hour charger with AC input (CE Approved)
339804	Rechargeable Battery	12	NiCd Battery
339992	Rechargeable Battery	14.4	NiCd Battery
339997	Mobile Car Charger	12	One-hour charger plugs into 12 VDC vehicle accessory outlet
339998	Mobile Car Charger	14.4	One-hour charger plugs into 12 VDC vehicle accessory outlet
340102	Direct Connect	12	Plugs into 12 VDC/1500 mAh vehicle accessory outlet



339812



340057



340338



3530

Product #	Description	Information
339812	Carrying Strap	Reduces operator fatigue & allows easy storage on tool board
340057	Tool Bag	Offers easy transport
340067	3/6" Hose Replacement	8,000 psi working pressure
340338	Relief Valve	Relieves pressure from cordless grease gun
340478	Conversion Kit	Converts battery powered gun to oil gun
3530*	Grease Meter - English Units	Lightweight, in-line grease meter with LCD display
3530-A*	Grease Meter - Metric Units	Lightweight, in-line grease meter with LCD display

### IMPORTANT INFORMATION

\* See page 151 for more information.

# Grease Gun Accessories

## Rigid Extensions

Various lengths permit ease of attachment to hydraulic fittings. Hydraulic coupler ends are triple-jaw type for a superior seal. Slight pushing action snaps jaws onto fittings. Permits wide 25° leak-proof sealing angle. Ends are 1/8" NPTF(m).

54



Product #	Overall Length	Coupler	Extension	Use with Gun Model
6279	21"	6304-B	307436	All
B6638*	6-3/4"	6304-B	53986	All
B6638-A*	6-5/8"	308730	53986	All
6638-B	12-1/8"	308730	N/A	All
54269 <sup>†</sup>	8"	6304-B	N/A	6243-J3, 6679-J3
339570	6"	308730	N/A	525

## Extension Hoses



### FEATURES:

- Economical and durable hose
- 12,000 psi burst pressure
- 1/8" NPTF(m) ends

Product #	Length	Working Pressure	Hose Type
B337595-A1	12"	6,000 psi	Thermoplastic*
B337595-B1	18"	6,000 psi	Thermoplastic*
B317850-1†	12"	4,800 psi	Elastomeric*
317850-1F†	18"	4,800 psi	Elastomeric*
317850-2†	24"	4,800 psi	Elastomeric
317850-3†	36"	4,800 psi	Elastomeric
B152	12"	3,500 psi	Elastomeric
BP152	12"	3,500 psi	Elastomeric*
B153	18"	3,500 psi	Elastomeric
BP153	18"	3,500 psi	Elastomeric*

### IMPORTANT INFORMATION

\* Blister Pack    † Single wire braid hose    † Extension 1/4" NPTF

### WARNING

For use with hand-operated grease guns only. The pressure rating on these hose assemblies applies when used with hand-operated grease pumping equipment ONLY, such as grease guns or bucket pumps. DO NOT use with power-operated equipment. Rupture of the hose can result in serious injury such as fluid injection into the flesh. For powered equipment, refer to adapters and swivel devices, which can be safely used where rapid pressure rises are encountered.



# Grease Gun Accessories

## Hose Assemblies



6703-B

### Hose Assemblies for Hydraulic Fittings

Product #	Hose Length	Coupler	Hose	Working Pressure	Burst Pressure
B6703-A*	12"	308730	317850-I	4,800 psi	12,000 psi
6703-B	18"	308730	317850-IF	4,800 psi	12,000 psi
B6652-A*	12"	6304-B	317850-I	4,800 psi	12,000 psi
6654-A	18"	6304-B	317850-IF	4,800 psi	12,000 psi



B151

### Standard-Duty Hose Assemblies

Product #	Hose Length	Working Pressure	Burst Pressure
BP150*	12"	4,300 psi	12,000 psi
B150	12"	4,300 psi	12,000 psi
BP151*	18"	4,300 psi	12,000 psi
B151	18"	4,300 psi	12,000 psi



A908-A

### Hose Assemblies for Pin Type Fittings

Product #	Hose Length	Coupler	Hose	Working Pressure	Burst Pressure
A908-A	12"	VB942	317850-I	4,800 psi	12,000 psi



7089

### Hose Assemblies for Standard Button Head Fittings

Product #	Hose Length	Coupler	Hose	Swivel	Working Pressure	Burst Pressure
7089	12"	42030-A	317850-I	301980	4,800 psi	12,000 psi

### Hose Assemblies for Giant Button Head Fittings

Product #	Hose Length	Coupler	Hose	Swivel	Working Pressure	Burst Pressure
6704-A	12"	304300-A	317850-I	301980	4,800 psi	12,000 psi
6704-B	18"	304300-A	317850-IF	301980	4,800 psi	12,000 psi

#### IMPORTANT INFORMATION

\* Blister Pack


#### WARNING

For use with hand operated grease guns only

# Grease Gun Accessories

## Adapters, Extensions & Injector Needles

56



**B6278**  
Swivel Adapter

FEATURES:

- Includes swivel hydraulic coupler (6509-D), locking sleeve and extension
- Overall length: 8"



**6248-1**  
Flexible Extension Adapter

FEATURES:

- Includes locking sleeve, wire braid hose/metal guard assembly and coupler (B330070)
- Maximum working pressure: 3,000 psi
- Overall length: 11-1/2"



**B6239**  
Hydraulic Push Type Adapter

FEATURES:

- Includes push type contact nozzle and locking sleeve
- Overall length: 6"
- Blister Pack



**6279**  
Extra Length Adapter

FEATURES:

- Coupler is mounted at 15° angle
- Includes hydraulic coupler (6304-B), locking sleeve and extension
- Overall length: 21"



**B6238**  
90°-Angle Adapter


FEATURES:

- Ideal for working in tight areas
- Angle adapter specially designed for compact and subcompact vehicles
- Includes push type contact nozzle and locking sleeve



# Grease Gun Accessories

## Adapters, Extensions & Injector Needles



### B201/B202

#### Narrow Needle Nose Adapter

##### FEATURES:

- Designed for 4-wheel drive vehicles
- Ideal for RV applications
- Dispense fine line of grease
- Fits standard grease couplers
- Excellent on CV joints
- Use with manual grease gun only
- Length: 4" (B202); 1-1/2" (B201)



### B6783

#### Needle Nose Adapter

##### FEATURES:

- For use in all universal joints
- Excellent for hard-to-reach and tight areas
- Includes contact nozzle and locking sleeve
- Length: 5"



### B203

#### 90° Angle Adapter

##### FEATURES:

- Designed for hard-to-reach fittings
- Working pressure: 4,000 psi



### B204

#### Push Type Adapter

##### FEATURES:

- Designed for restricted-access fittings
- Use with manual grease gun only



### B205


#### 360° Adapter

##### FEATURES:

- Provides access to most fittings
- Coupler included
- Use with manual grease gun only
- Inlet: 1/8" NPTF

# Grease Gun Accessories

## Adapters, Extensions & Injector Needles



**B411**  
Rubber-Tipped Adapter

FEATURES:

- Soft rubber tip allows lubrication without a fitting
- Tip is oil and grease resistant
- Use with manual grease gun only
- Inlet: 1/8" NPTF



**6778**  
Rigid/Flexible Extension

FEATURES:


- Can be bent around obstructions or made rigid for one-hand operation
- Meets safety requirements for use with air-operated lubrication equipment as well as manual grease guns
- Hose maximum working pressure: 5,000 psi
- Overall length: 13-1/2"
- Inlet: 1/8" NPTF(m) for use with all high-pressure control valves



**B53986**  
Rigid Extension

FEATURES:

- For use with hydraulic fittings
- Overall length: 5-1/2"
- End: 1/8" NPTF(m)
- Extension tube only



**B336770**  
Injector Needle

FEATURES:

- Snaps into all standard grease couplers
- Comes with plastic needle cover
- Use with manual grease gun only
- Allows lubrication of sealed bearings and CV joints



**B200**  
Injector Needle

FEATURES:

- Use for lubricating sealed bearings
- Comes with plastic needle cover
- Use with manual grease gun only



# Grease Gun Accessories

## Loader Fittings and Couplers

Loader fittings fit grease guns with 1/8" NPTF (f) port in head; simply remove plug and install. Loader couplers are used in conjunction with loader fittings for installation on loader pumps.



**B322610**

### **B306740 / B322610**

#### Loader Fitting

##### FEATURES:

- For use with light- and medium-weight lubricants (B306740)/ For use with heavy lubricants (B322610)
- Includes medium ball check passage (B306740)/ Includes large ball check passage (B322610)
- One-piece construction (B306740)/ Two-piece construction (B322610)



### **306741**

#### Loader Coupler

##### FEATURES:

- For installation on loader pumps
- Use with loader fittings B306740 and B322610
- Thread: 3/8" NPTF(m)

## Other Grease Gun Accessories & Grease



### **F331035**

#### Grease Gun Holder

##### FEATURES:

- Use for wall mounting of standard-duty and professional-series grease guns
- Corrosion-resistant finish

### **B408**

#### 3-oz. Grease Cartridges (3 pack)

##### FEATURES:

- Use with F104 mini-pistol grease gun
- 3 cartridges per package



# Pumps

## Introduction

Alemite has a pump to meet almost any fluid handling or dispensing need. Designed and constructed to meet the highest standards, Alemite pumps are exactly what you need to keep your operation running.

The complete Alemite pump offering includes a wide range of pumps to fulfill virtually every application demand.

## Pump Types:

- **Grease** - Alemite Grease Pumps are designed to handle a wide range of applications, fluid viscosities and system pressures. Combined with other Alemite products such as hose reels, dispensing valves and automatic lubrication devices, Alemite Grease Pumps can deliver lubricants from pails, drums, tanks and totes.
- **Oil** - Alemite Oil Pumps are ideal for applications where fluids are piped to multiple hose outlets, reels, metered outlets or portable service stations. Combined with other Alemite products such as hose reels, dispensing valves and automatic lubrication devices, Alemite Oil Pumps can deliver motor oils, gear oils, cutting oils, hydraulic oils, machine coolants, automatic transmission fluids and a wide range of petroleum-based fluids from pails, drums, tanks and totes. Use for both bulk transfer and pumping directly from the original container.
- **Chemical and Material Handling** - Alemite Chemical and Material Handling Pumps are designed to provide the capabilities and versatility needed to construct systems meeting all the individual requirements of various applications. Chemicals and materials are pumped from their original containers or bulk storage tanks, transferred to the point of application and then sprayed, dispensed or extruded.
- **Undercoating** - Materials may be sprayed using air-atomizing or airless spray systems. Applications include the spraying of adhesives, roof coatings and hundreds of similar applications.





# Pumps

## Grease Pumps

Alemite Grease Pumps are designed to handle a wide range of applications, fluid viscosities and system pressures. Combined with other Alemite products such as hose reels, dispensing valves and automatic lubrication devices, Alemite Grease Pumps can deliver lubricants from pails, drums, tanks and totes.

### Alemite Grease Pumps include:

High Pressure (Grease Pump) Selection Guide .....	62
Manual - Bucket Pumps .....	63
Manual - Loader Pumps .....	66
Pneumatic - RAM Pumps (Stationary).....	67
Pneumatic - RAM Pumps (Portable).....	68
Pneumatic - Standard Duty (Stationary).....	69
Pneumatic - Standard Duty (Portable) .....	70
Pneumatic - Industrial Pumps (Stationary).....	71
Electric Grease Pumps (Portable).....	72
See Also:	
Pump Accessories.....	99

# Pumps

## High Pressure (Grease Pump) Selection Guide

The chart below lists general high pressure pump selection guidelines. Each application varies and should be carefully considered for special conditions that may require a pump selection other than the standard recommendations listed.

These conditions include, but are not limited to:

- Viscosity of product pumped
- Ambient temperature conditions
- Simultaneous operation of several dispensing outlets
- Dispensing volume requirements

When measuring total pump distance, the hose length of dispensing reels should be included in total distance.

For additional pump selection assistance, please contact Alemite Tech Service at 1-800-628-9069.

Pump distance (feet)	Up to 4 ft	Up to 50 ft	Up to 75 ft	75-150 ft	Up to 150 ft	Over 150 ft	Over 150 ft
Number of outlets	1	1	1-3	1-3	3+	1-3	3+
Drum size 35 lbs. (9911 includes follower plate and cover)	N/A	9911 Series**	N/A	N/A	N/A	N/A	N/A
120 lbs. (only 9950-A1 and 8550-A1 include follower plate and drum cover)	N/A	9951 Series**	9950-A1 8550-A1	9940 8540-A1	7785-B5 7786-C	7785-B5	7786-C
400 lbs. (only 9979-A includes follower plate & drum cover)	7216-A4*	9979-A 8559-B	9979-A 8559-B	9949 8549-B1	7785-A5 7786-A5	7885-A5	7786-A5
Bulk Tote Tank	N/A	N/A	9930	7730	7730	7730	7730
Tubing recommendation (hydraulic fitting)	5/8" OD 0.083" Wall	5/8" OD 0.083" Wall	5/8" OD 0.083" Wall	3/4" OD 0.095" Wall	1" OD 0.125" Wall	1" OD 0.125" Wall	1" OD 0.125" Wall

### IMPORTANT INFORMATION

\* High volume pump

\*\* Specific pump selection depends on what accessories are required

NOTE: For pumping non-petroleum based products, see page 83 or contact Alemite Tech Services. Alemite recommends using hydraulic tubing for all installations.

### WARNING

Do not operate pump at higher pressure than lowest rated part of system. Severe injury may result if pump is operated at pressures greater than the lowest rated component in the distribution system.



# Pumps

## Manual Grease Pumps - Bucket Pumps

Alemite Manual Grease Pumps are simple to operate and require no electricity or compressed air. We offer a wide variety of models to fit 25-lb. pails up to 400-lb. drums, plus a full line of accessories.

### 7149 Series

#### Multi-Pressure Bucket Pumps

These manual pumps offer variable pressure between 2,500 and 5,000 psi. Adjustable lever has three positions to adapt pump to lubricant type and operating conditions.

#### FEATURES:

- Capacity of 35 lb. or 5 gallon
- Delivery - .333 oz.
- 2,500 - 5,000 psi pressure

#### 7149-4 RECOMMENDED ACCESSORIES:

- Hose Assembly (Hydraulic Narrow Fitting) (322434) p. 107
- Hose Assembly (Giant Button Head Fitting) (6615-G) p. 107
- Hose Assembly (Standard Button Head Fitting) (6616-G) p. 107
- Hose Assembly (Hydraulic Standard Coupler) (6617-G) p. 107



**7149-4**



**7149-A4P**



**7149-T**

Product #	Description	Weight	Included Items
7149-4	Multi-Pressure Bucket Pump	18 lb.	N/A
7149-A4	Multi-Pressure Bucket Pump Assembly	21 lb.	Hose Assembly (322434)
7149-E4	Multi-Pressure Bucket Pump Assembly	21 lb.	Hose & coupler assembly (6616-G), Buttonhead fitting (A1188), Plug Button (171134)
7149-F4	Multi-Pressure Bucket Pump Assembly	21 lb.	Hose & coupler assembly (6615-G), Plug Button (171134), Buttonhead fitting plug (322108)
7149-T	Multi-Pressure Bucket Pump with Porta-Cart	32 lb.	Porta-Cart (6777-5)
7149-V	Multi-Pressure Bucket Pump Assembly with Porta-Cart	49 lb.	Hose and Coupler assembly (6617-G), Porta-Cart (6777-5)
7149-A4P	High Impact Plastic Bucket Pump	20 lb.	Hose Assembly (322434)
7149-4P	High Impact Plastic Bucket Pump	17 lb.	N/A

# Pumps

## Manual Grease Pumps - Bucket Pumps

Alemite Manual Grease Pumps are simple to operate and require no electricity or compressed air. We offer a wide variety of models to fit 25-lb. pails up to 400-lb. drums, plus a full line of accessories.



### 7531-4

Manual Grease Pump [For use with pails]

For all greases up to NLGI #3. Product can be used with standard or tapered pails. Pump mounts directly to original 35-lb. container.

#### FEATURES:

- Delivery: .20 oz. per stroke
- Develops up to 3,500 psi
- Pump Outlet: 3/8" NPTF(f)

#### RECOMMENDED ACCESSORIES:

- Portable Dolly (336575-A1) p. 174
- Hand Cart (338958) p. 174

Product #	Description	Cap.	Delivery	Pressure	Weight	Outlet	Included Items
7531-4	Manual Grease Pump (for use with pails)	35 lb.	.20 oz. per stroke	3,500 psi	11 lb.	3/8" NPTF(f)	Carrying handle for portability; 5' Hose and coupler assembly (322434); Flexible follower plate (337665) for use with standard or tapered pails
7531-A4	Manual Grease Pump (for use with pails) - Metric	20 kg.	.20 oz. per stroke	3,500 psi	10 lb.	3/8" NPTF(f)	Carrying handle for portability; 5' Hose and coupler assembly (322434); Flexible follower plate (337665) for use with standard or tapered pails; Cover (337729)



# Pumps

## Manual Grease Pumps - Bucket Pumps



### 7181-4

#### High-Volume Bucket Pump

Pumps both oils and greases. Adjustable lever adapts pump to lubricant type and operating conditions. Ideal for filling open and sealed reservoirs, compressed air lubricators, gearboxes and centralized lubrication equipment.

#### FEATURES:

- Capacity: 25 lb. or 3.7 gallons (container included)
- Delivery: .333 oz. per stroke of grease and 1 oz. per stroke of oil
- Develops up to 500 psi
- Pump outlet: 3/8" NPTF(f)
- Weight: 19.5 lb.
- Includes two check valves: one at the bottom located on rod and one located mid-way in the tube provides increased volume

#### RECOMMENDED ACCESSORIES:

- Hose Assembly (317854-5F or 317854-10) p.107
- Portable Cart (6777-5) p.175
- Loader Coupler
- Loader Extension (317219)



### 6713-4

#### High-Pressure Bucket Pump

Can be used to pump oils and greases up to NLGI #3-type grease. Ideal for extreme pressure applications, such as gas valve lubrication, mounting and dismounting of bearings and hydraulic movement.

#### FEATURES:

- Capacity: 30 lb. (container included)
- Delivery: .0625 oz. per stroke
- Develops up to 15,000 psi
- Pump outlet: 1/4" NPTF(f)
- Manually operated pressure relief valve allows option to relieve pressure without removing connection to lube point

#### RECOMMENDED ACCESSORIES:

- Follower Plate (314898) p.103
- Portable Cart (6777-5) p.175
- Series Hose Assembly (317875) p.107
- Gauge (317150)
- "T" (309727)
- Button Head Coupler (319702) p.37
- Swivel (B52750) p.138
- Saf-T-Vent™ Coupling (310428)

# Pumps

## Manual Grease Pumps - Loader Pumps

Alemite Manual Grease Pumps are simple to operate and require no electricity or compressed air. We offer a wide variety of models to fit 25-lb. pails up to 400-lb. drums, plus a full line of accessories.

Use to fill loader-fitting equipped grease guns quickly and efficiently. Use of this product helps to ensure that clean lubricant is applied to the lubrication point or surface by reducing the introduction of outside contaminants.



**7537-4**

**INCLUDED ITEMS:** Cover (337729), Flexible Follower Plate (338825), Loader Extension (317219), Loader Coupler (306741)

**RECOMMENDED ACCESSORIES:**

- Portable Dolly (336575-A1) p.174
- Hand Cart (338958) p.174



**7538-4**

**INCLUDED ITEMS:** Cover (328245-4), Flexible Follower Plate (338803), Loader Extension (317219), Loader Coupler (306741)

**RECOMMENDED ACCESSORIES:**

- Hand Cart (338958) p.174
- Dolly for 120-lb. Container (336575-B1) p.174
- Dolly for 120-lb. Container (316315-5) p.174



**7539-4**

**RECOMMENDED ACCESSORIES:**

- Drum Cover (318040-4) p.102
- Follower Plate (338923) p.103
- Dolly for 400 lb. container (336899) p.174



**7118-1**

**INCLUDED ITEMS:** Flexible follower plate for straight or tapered pails, Loader Coupler, Loader Fitting, Drum Cover

Product #	Description	Drum Size	Delivery	Weight	Pressure
7537-4	Volume Delivery Loader Pump	Standard or tapered 35 lb. pail	1 lb. per 6 strokes	11 lb.	500 psi
7538-4	Volume Delivery Loader Pump	120 lb.	1 lb. per 6 strokes	19 lb.	500 psi
7539-4	Volume Delivery Loader Pump	400 lb.	1 lb. per 6 strokes	25 lb.	500 psi
7118-1	Standard Duty Loader Pump	25 and 35 lb. pails	1 oz. per stroke	6 lb.	N/A



# Pumps

## Pneumatic RAM Pumps (Stationary)

Alemite Stationary RAM Pumps provide quiet operation and quick serviceability. Capable of transferring grease at a rate of 4.5 lb. per minute, these double-acting pumps are designed to reduce line pulsation and allow lower operating pressure. Ideal for piped installations of moderate length.



### FEATURES:

- Air inlet: 1/4" NPTF(f)
- Material outlet: 3/8" NPTF(f)
- Air motor diameter: 3"
- Metric RAM pumps meet European standards (CE)
- Recommended for piped installations of up to 150 ft.

### SPECIFICATIONS:

- Internal muffler and an innovative airflow design help Alemite RAM Pumps meet OSHA noise requirements (85 dB)
- Orientation of material outlet and air inlet can be easily adjusted 360°
- Pumps are easy to use and designed to operate with or without a lubricator
- Air motor and spool valve are easily accessible without removing the downtube
- Flexible follower works with straight and tapered containers

### Recommended Accessories

Product #	Drum Size	Delivery	Weight	Recommended Accessories	
				Follower	Cover
<b>70:1 Ratio</b>					
9940	120 lb.	3.25 lb./min	28 lb.	338802	338371
9949	400 lb.	3.25 lb./min	32 lb.	338911	338163
<b>50:1 Ratio</b>					
9950-I	120 lb.	4.5 lb./min	19 lb.	338802	338371
9950-AI	120 lb.	4.5 lb./min	32 lb.	Included: 338802	Included: 338371
9979	400 lb.	4.5 lb./min	25 lb.	338911	338163
9979-A	400 lb.	4.5 lb./min	49 lb.	Included: 338911	Included: 338163
9950-BI	12.5 kg (35 lb.)	2.04 kg/min	16 lb.	338991	338981
9950-CI	20 kg	2.04 kg/min	18 lb.	338992	338982
9950-I	50 kg (120 lb.)	2.04 kg/min	19 lb.	338802	338371
9950-DI	180 kg (400 lb.)	2.04 kg/min	23 lb.	338911	338984
9979-M	180 kg (400 lb.)	2.0 kg/min	25 lb.	Included: 338911	Included: 338984
9930*	Bulk	4.5 lb./min	16 lb.	Not required	Not required

### IMPORTANT INFORMATION

\* Bulk Tote Tank pump designed for horizontal mounting and space constraints

NOTE: Delivery based on NLGI #2 at 77°F, 150 psi. Delivery rate may vary based on grease type, temperature, pressure, distance pumped and other conditions.

# Pumps

## Pneumatic RAM Pumps (Portable)

Alemite Mobile RAM Grease Pumps offer portability, quiet operation and quick serviceability. Most models come equipped with all necessary accessories for fast and easy setup.



### FEATURES:

- Air inlet: 1/4" NPTF(f)
- Material outlet: 3/8" NPTF(f)
- Air motor diameter: 3"
- Pumps are 50:1 ratio, except 9941 is 70:1 ratio
- Flexible followers work with straight and tapered containers

### INCLUDED ITEMS:

- Control Valve (6320-3)
- 7' Material Hose (317875-7)
- Z-Swivel (B52752)

### Included items (unless noted)

Product #	Drum Size	Delivery	Cover	Follower	Dolly	Other	Weight	Bare Pump
9911-AI	see note*	4.5 lb/min	323496-A4	see note*	393629	N/A	68 lb.	9911-RI
9911-J	35 lb	4.5 lb/min	338166	337665	No	Built-in carrying handle	29 lb.	9950-CI
9911-ZI	35 lb	4.5 lb/min	338166	337665	338958	N/A	50 lb.	9911-I
9941	120 lb	3.25 lb/min	338371	338802	316315-5	N/A	54 lb.	9940
9951-I	120 lb	4.5 lb/min	338371	338802	316315-5	Built-in holster for hose and handle	50 lb.	9950-I
9951-SI	120 lb	4.5 lb/min	338371	338802	N/A	Built-in holster for hose and handle	37 lb.	9950
9951-TI	120 lb	4.5 lb/min	338371	338802	338958	Built-in holster for hose and handle	57 lb.	9950-I
9911-HAI	12.5 kg	2.04 kg/min	338981	338991	Order separately 338958	Built-in carrying handle	31 lb.	N/A
9911-HBI	20 kg	2.04 kg/min	338982	338992	Order separately 338958	N/A	37 lb.	N/A
9911-HCI	50 kg (120 lb)	2.04 kg/min	338983	338993	Order separately 338958	N/A	42 lb.	N/A
9911-BI	120 lb	4.5 lb/min	323496-A4	N/A	N/A	N/A	36 lb.	9911-RI
9911-CI	35 lb	4.5 lb/min	Included: 338166	337665	N/A	N/A	21 lb.	9911-I

### IMPORTANT INFORMATION

\* 9911-AI will hold 70 lb. bulk grease or 35 lb. original refinery pail. Use follower (338802) with 70 lb. bulk grease and follower (337665) with 35 lb. refinery pail.

NOTE: Delivery based on NLGI #2 at 77°F, 150 psi. Delivery rate may vary based on grease type, temperature, pressure, distance pumped and other conditions.





# Pumps

## Pneumatic Standard Duty (Stationary)

Alemite H- and Super H-Pumps are designed for intermittent use in medium- and high-pressure industrial applications. Double-acting H-Pumps easily handle lightweight as well as fibrous lubricants. Downtubes are available in various lengths to match container size requirements.



### SPECIFICATIONS:

- Air inlet: 1/4" NPTF(f)
- Material outlet: 3/8" NPTF(f)

### FEATURES:

- Recommended for piped installations of moderate length
- Double-toggle balances pressure on air valve trip mechanism to prevent binding or stalling
- Dynamic primer ensures handling of light to heavy multi-purpose greases
- Flexible follower works with straight and tapered containers
- Corrosion-resistant hardened finish on piston rods alleviates packing wear
- Center-flow, micro-lapped high-pressure air valve lasts indefinitely
- Self-aligning, heavy acme threads provide safely-locked linkage

### INCLUDED ITEMS:

- 8540 series pumps are equipped with Pressurtrol (319800-1), designed to limit air supply to the pump when pressures reach a designated level (factory set at 7,500 psi)
- Models 8549-B1 and 8559-B feature an Air Connector, Quick Detach Air Coupler and a Bung Adapter

Product #	Container Size	Follower	Cover	Weight	Bare Pump
<b>70:1 Ratio. Super H-series pumps feature a 3" diameter air motor. Maximum operating pressure: 100 psi (6.9 bar) Maximum delivery pressure: 7,000 psi (483 bar); Delivery 2.25 lb./min. (1 kg./min.)</b>					
8549-C	400 lb. (180 kg)	338911	318040-4	35 lb.	331378-B1
8549-B1	400 lb. (180 kg)	338911	318040-4	35 lb.	331378-B1
8540-B	120 lb. (50 kg)	338802	338371	32 lb.	331378-A1
8540-A1	120 lb. (50 kg)	Included: 338802	Included: 338371	35 lb.	331378-A1
331378-E1	N/A (12.5 kg)*	338991	Included: 321085	29 lb.	N/A
331378-F1	N/A (12.5 kg)	338991	338981	30 lb.	N/A
331378-H1	N/A (20 kg)	338992	338982	31 lb.	N/A
<b>50:1 Ratio. H-series pumps feature a 2-7/16" diameter air motor. Maximum operating pressure: 150 psi (10 bar), Maximum delivery pressure: 7,500 psi (517 bar); Delivery 2.5 lb./min. (1.1 kg./min.)</b>					
8559-B	400 lb. (180 kg)	338911	318040-4	35 lb.	331380-B5
8550-A1	120 lb. (50 kg)	Included: 338802	Included: 338371	35 lb.	331380-A5
331380-E1	N/A (12.5 kg)	338991	338981	30 lb.	N/A
331380-M1	N/A (20 kg)	338992	338982	31 lb.	N/A
331380-N1	Special	N/A	Included: 321085	29 lb.	N/A

#### IMPORTANT INFORMATION

\* 12" (30 cm) downtube

NOTE: Delivery based on NLGI #1 @ 77°F, 150 psi. Delivery rate may vary based on grease type, temperature, pressure, distance pumped and other conditions.

# Pumps

## Pneumatic Standard Duty (Portable)

Alemite H- and Super H-Pumps are designed for intermittent use in medium- and high-pressure industrial applications where portability is a factor. Double-acting H-Pumps easily handle lightweight as well as fibrous lubricants. Downtubes are available in various lengths to match container size requirements.



Drum Not Included

### 8541-5

#### High-Pressure Portable H-Pump

Designed for high-pressure industrial and agricultural applications. Pump is packaged with all components necessary for mobile dispensing.

#### FEATURES:

- Air inlet: 1/4" NPTF(f)
- Material outlet: 3/8" NPTF(f)
- Air motor diameter: 3"
- Use with 120-lb. containers
- Pump ratio: 70:1
- Approximate delivery per minute: 2 lb.
- Unit has a built-in holster to keep the hose and handle off the floor
- Equipped with Pressurtrol (319800-1), designed to cut off air supply to the pump when pressure reaches designated level (factory set at 7,500 psi)
- Flexible follower works with straight containers

#### INCLUDED ITEMS:

- Cover (pump mounted in cover) (338371)
- Follower (338802)
- 7' Material Hose (317875-7)
- Z-Swivel (B52752)
- Control Handle (6320-3)
- Steel Dolly (316315-5) (comes assembled with durable casters)

### 8553-2

#### Medium-Pressure Portable H-Pump

Designed for medium-pressure industrial and agricultural applications. Pump is packaged with all components necessary for mobile dispensing.

#### FEATURES:

- Designed for heavy oils and light greases
- Use with 35-lb. pails
- Pump ratio: 26:1
- Approximate delivery per minute: 0.75 gal
- Comes equipped with convenient carrying handle
- Air inlet: 1/4" NPSI(f)
- Material outlet: 3/8" NPTF(f)
- Flexible follower works with straight and tapered containers

#### INCLUDED ITEMS:

- Cover (pump mounted in cover) (338166)
- 25' Material Hose (317875-25)
- Z-Swivel (B52752)
- Control Handle (6320-3)

#### RECOMMENDED ACCESSORIES:

- Flexible Follower (337665) p. 103






# Pumps

## Pneumatic Industrial Pumps (Stationary)

Built for continuous duty, Alemite Stationary Industrial Pumps can handle hard-to-pump fluids and viscous lubricants up to NLGI #3. These double-acting pumps are consistent, reliable and maintain pressure over long distances.



### SPECIFICATIONS:

- Standard air motor diameter: 4-1/4"
- 7795-A5, 7795-B5 and 7736 air motor diameter: 6"
- Air Inlet: 3/4" NPTF (3/4" BSP for metric pumps)
- Material Outlet: 1/2" NPTF (1/2" BSP for metric pumps)
- Operating pressures: 7784 and 7785 series: 200 psi; 7786 and 7795 series: 100 psi

### FEATURES:

- Recommended for pumping distances over 100'
- 7784-A4 is specially designed for use with heavy gear oil and lubricants up to NLGI #1
- Tote tank pumps designed for horizontal mounting and space constraints

### INCLUDED ITEMS:

- Air Connector
- Quick-Detach Air Coupler
- Tote Tank Pumps also include Male 3" Cam Lock Adapter for mounting pump to bulk grease container

### RECOMMENDED ACCESSORIES:

- Union (all models except bulk) (321155)
- Bung Adapter (all models) (326750-B1) p.104
- Air Hose (317811-5) p.141

### Required Accessories

Product #	Drum Size	Pump Ratio	Delivery	Follower (flexible)	Cover	Muffler	Material Hose	Weight
7784-A4	400 lb.	25:1	32 lb./min	338912	323847-4	324170	317882-7	76 lb.
7785-A5	400 lb.	40:1	22 lb./min	338912	323847-4	324170	317882-7	77 lb.
7785-B5	120 lb.	40:1	22 lb./min	338804	323800-4	324170	317882-7	72 lb.
7786-A5	400 lb.	75:1	12 lb./min	338912	323847-4	324170	317882-7	75 lb.
7786-C	120 lb.	75:1	12 lb./min	338804	323800-4	324170	317882-7	75 lb.
7795-A5	400 lb.	80:1	13 lb./min	338912	323847-4	324170	317882-7	90 lb.
7795-B5	120 lb.	80:1	13 lb./min	338804	323800-4	324170	317882-7	84 lb.
7735*	Bulk	10:1	73 lb./min	N/A	N/A	324170	317856-5F	57 lb.
7736*	Bulk	11:1	86 lb./min	N/A	N/A	324170	317856-5F	57 lb.
7730*	Bulk	75:1	12.5 lb./min	N/A	N/A	324170	317876-5	64 lb.
7785-MA	180 kg.	40:1	25 lb./min	338912	323847-4	324170	317882-7	77 lb.
7786-MA**	180 kg.	75:1	12.5 lb./min	338912	323847-4	324170	317882-7	77 lb.
7795-MA**	180 kg.	80:1	13 lb./min	338912	323847-4	324170	317882-7	77 lb.

### IMPORTANT INFORMATION

\* Denotes Tote Tank

\*\* Denotes BSP threads

NOTE: Delivery based on NLGI #2 at 77°F @ maximum recommended air pressure. Delivery rate may vary based on grease type, temperature, pressure, distance pumped and other conditions.

# Pumps

## Electric Grease Pumps (Portable)

Alemite's Electric Grease Pump – “Rockcrusher” – is designed for heavy-duty industrial and mining applications. Ideal for when compressed air or hydraulic service is not available.



### 7175-R4

#### Electric Grease Pump

##### FEATURES:

- Delivery: 14 oz. per minute NLGI #1 grease (70°F)
- 115V, 50/60 Hz 3/4 HP motor
- 25' three-wire electric cable
- 40-lb. grease capacity
- Maximum pressure: 5,000 psi (built-in switch shuts off motor)
- Recommended for use with 25' of hose or less
- Helix arm assembly provides positive feed for thick lubricants at low temperatures
- No follower plate required

##### INCLUDED ITEMS:

- 10' Hose (317878-10)
- Z-Swivel (B52752)
- Control Valve (6320-3)

#### IMPORTANT INFORMATION

NOTE: For Electric Transfer Pumps, see page 95.



# Pumps

## Oil Pumps

Alemite Oil Pumps are ideal for applications where fluids are piped to multiple hose outlets, reels, metered outlets or portable service stations. Combined with other Alemite products such as hose reels, dispensing valves and automatic lubrication devices, Alemite Oil Pumps can deliver motor oils, gear oils, cutting oils, hydraulic oils, machine coolants, automatic transmission fluids and a wide range of petroleum-based fluids from pails, drums, tanks and totes. Use for both bulk transfer and pumping directly from the original container.

### Alemite Oil Pumps include:

Medium Pressure (Oil Pump) Selection Guide .....	74
Manual - Bucket Pumps .....	75
Manual - Dispensing Pumps.....	77
Manual - Standard-Duty Pumps.....	78
Hydraulic Pumps.....	79
Pneumatic - RAM Pumps (Stationary).....	80
Pneumatic - RAM Pumps (Portable) .....	81
Pneumatic - Standard Duty (Stationary).....	81
Pneumatic - Industrial Pumps .....	82
See Also:	
Pump Accessories.....	99

# Pumps

## Medium Pressure (Oil Pump) Selection Guide

These air operated pumps are used to deliver motor oils, gear oils, hydraulic oils and automatic transmission fluid (ATF) from original refinery drums or tanks. They are ideal for local or remote installations where oil is piped to multiple hose outlets and/or reels, metered outlets or portable service stations.

These rugged weatherproof units are available in Standard Duty, RAM, and Heavy Duty to meet any pumping requirement. Models for use on 16 gallon drums mount to drum covers. 55-gallon drum models are available with bung adapters, which screw directly into 2" bung holes on drums and covers. Stub pumps are available for use in standard size and bulk tanks equipped with 2" bung opening.

The chart below lists general medium-pressure pump selection guidelines. Each application varies and should be carefully considered for special conditions that may require a pump selection other than the standard recommendations listed.

These conditions include, but are not limited to:

- Viscosity of product pumped
- Ambient temperature conditions
- Simultaneous operation of several dispensing outlets
- Dispensing volume requirements

When measuring total pump distance, the hose length of dispensing reels should be included in total distance.

For additional pump selection assistance, please contact Alemite Tech Service at 1-800-628-9069.

Pump distance (feet)	Up to 10 ft	Up to 25 ft	Up to 75 ft	75-200 ft	Up to 200 ft	Over 200 ft	Over 300 ft
Number of outlets	1	1	1-2	1-3	3+	1-3	3+
16 gallon container	N/A	9960-A	9960-A	N/A	N/A	N/A	N/A
55 gallon container (all require downtubes except 7216-4 and 9969-B)	7216-4***	9918-A	9918-A* 9969-B**	9969-B* 9970**	7783-A4	9970* or 7783-A4**	7793-A1
Bulk container (these pumps require a downtube)	9916-A1	N/A	9918-A*, 9968** 8568-A4	9968* or 9970**	7783-C4	7783-C4**	7793-C
Tubing recommendation (hydraulic fitting)	5/8" OD 0.035" Wall	5/8" OD 0.035" Wall	5/8" OD 0.035" Wall	5/8" OD 0.035" Wall	1" OD 0.049" Wall	1" OD 0.049" Wall	1" OD 0.049" Wall

### IMPORTANT INFORMATION

- \* High volume transfer pump
- \*\* For pumping light fluids, e.g., ATF or hydraulic oil
- \*\*\* For pumping heavy fluids, e.g., 10w 40 and gear oils

NOTE: For pumping Washer Fluid or 50/50 mix of Antifreeze and Water, use 8202 or 7880-C1 regardless of pumping distance & number of outlets. For pumping non-petroleum based products, see page 83 or contact Alemite Tech Service.

### WARNING

Do not operate pump at higher pressure than lowest rated part of system. Severe injury may result if pump is operated at pressures greater than the lowest rated component in the distribution system.



# Pumps

## Manual Oil Pumps - Bucket Pumps



### 7181 Series

#### High-Volume Bucket Pumps

Pumps both oils and greases. Adjustable lever adapts pump to lubricant type and operating conditions. Ideal for filling open and sealed reservoirs, compressed air lubricators, gearboxes and centralized lubrication equipment.

#### RECOMMENDED ACCESSORIES (7181-4):

- Hose Assembly (317854-5F or 317854-10) p.107
- High-Flow Nozzle (306610)

#### RECOMMENDED ACCESSORIES (7181-4, 7181-M, 7181-K):

- Portable Cart (6777-5) p.175
- Loader Coupler (306741) p.59

Product #	Description	Capacity	Delivery Per Stroke	Pressure	Outlet	Weight	Included Items
7181-4	High Volume Bucket Pump	3.7 gal.	1 oz.	Up to 500 psi	3/8" NPTF(f)	19 lb.	Check Valves
7181-M	High Volume Bucket Pump Assembly with Meter	3.7 gal.	1 oz.	Up to 500 psi	3/8" NPTF(f)	20 lb.	Hose Assembly (322434), High Flow Nozzle (306610), Electronic Stationary Meter (3631)
7181-K	High Volume Bucket Pump Assembly with Hose & Nozzle	3.7 gal.	1 oz.	Up to 500 psi	3/8" NPTF(f)	20 lb.	Hose Assembly (371807-5F), Nozzle Assembly (306610)

# Pumps

## Manual Oil Pumps - Bucket Pumps



7149-4



7149-T



7149-A4P

### 7149 Series

#### Multi-Pressure Bucket Pump

These manual pumps offer variable pressure between 2,500 and 5,000 psi. Adjustable lever has three positions to adapt pump to lubricant type and operating conditions.

#### FEATURES:

- Capacity of 35 lb. or 5 gallons
- Delivery - 1 oz. per stroke
- Develops 2,500 - 5,000 psi

#### RECOMMENDED ACCESSORIES:

- Hose Assembly (Hydraulic Narrow Coupler) (322434) p. 107
- Hose Assembly (Giant Button Head Coupler) (6615-G) p. 107
- Hose Assembly (Standard Button Head Coupler) (6616-G) p. 107
- Hose Assembly (Hydraulic Standard Coupler) (6617-G) p. 107

76

Product #	Description	Weight	Included Items
7149-4	Multi-Pressure Bucket Pump	18 lb.	N/A
7149-A4	Multi-Pressure Bucket Pump Assembly	21 lb.	Hose Assembly (322434)
7149-E4	Multi-Pressure Bucket Pump Assembly	21 lb.	Hose & coupler assembly (6616-G), Buttonhead fitting (A1188), Plug Button (171134)
7149-F4	Multi-Pressure Bucket Pump Assembly	21 lb.	Hose & coupler assembly (6615-G), Plug Button (171134), Buttonhead fitting (322108)
7149-T	Multi-Pressure Bucket Pump Assembly with Porta-Cart	32 lb.	Porta-Cart (6777-5)
7149-V	Multi-Pressure Bucket Pump Assembly with Porta-Cart	49 lb.	Hose and Coupler assembly (6617-G), Porta-Cart (6777-5)
7149-A4P	High Impact Plastic Bucket Pump Assembly	20 lb.	Hose Assembly (322434)
7149-4P	High Impact Plastic Bucket Pump	17 lb.	N/A





# Pumps

## Manual Oil Pumps - Dispensing Pumps

### FEATURES:

- Compatible with oils and gear lubes
- Units attach directly to original container
- Lever has two positions to adjust delivery rate



7533-4



7534-4




7535-4



8570-5



8571-5



7117-1

Product #	Description	Drum Size	Delivery Per Stroke	Outlet	Included Items	Recommended Accessories
7533-4	Dual-Leverage Pump	5 gal.	2.6 oz. per stroke	1/2" NPTF(f)	5-1/2' Hose (317809-5F), Curved Nozzle (306610), Pail Cover	Dolly (336575-A1), Hand Cart (338958)
7534-4	Dual Leverage Pump	16 gal.	2.6 oz. per stroke	1/2" NPTF(f)	5-1/2' Hose (317809-5F), Curved Nozzle (306610), Drum Cover	Dolly (336575-B1 or 316315-5), Hand Cart (338958), In-Line Electronic Meter (3631)
7535-4	Dual Leverage Pump	55 gal.	2.6 oz. per stroke	1/2" NPTF(f)	5-1/2' Hose (317809-5F), Curved Nozzle (306610), 2" NPTF(m) Bung Adapter	In-Line Electronic Meter (3631), Dolly (336899)
8570-5	Dual Leverage Pump	16 gal.	2.6 oz. per stroke	1/2" NPTF(f)	5-1/2' Hose (317809-5F), Curved Nozzle (306610), Drum Cover, In-Line Electronic Meter (3631), Dolly (316315-5)	N/A
8571-5*	Dual Leverage Pump	16 gal.	2.6 oz. per stroke	1/2" NPTF(f)	1' Hose (317860-1), Curved Nozzle (306610), Drum Cover, In-Line Electronic Meter (3631), Filter (321203), Dolly (316315-5)	N/A
7117-1**	Standard Duty Pump	25 lb. - 35 lb. pails	2.6 oz. per stroke	N/A	5' Hose, Curved Nozzle, Pail Cover Assembly	N/A

### IMPORTANT INFORMATION

\* Designed for automatic transmission fluid

\*\* Designed for fluids and non-aggressive lubricants

# Pumps

## Manual Oil Pumps - Standard-Duty Manual Pumps

Alemite Manual Oil Pumps are simple to operate and require no electricity or compressed air. We offer a wide variety of models to fit 2-gallon pails up to 55-gallon drums, plus a full line of accessories.



### 6796

#### FEATURES:

- Telescoping suction tube fits all containers up to 55-gallon drum
- Floating check valve allows liquids to drain back from pump when not in use



### 6797

#### FEATURES:

- Self-venting
- Telescoping suction tube fits all containers up to 55-gallon drum
- Floating check valve allows liquids to drain back



### F401

#### FEATURES:

- Telescoping tube fits 16- and 55-gallon drums



### 340177-1

#### RECOMMENDED ACCESSORIES:

- Remote dispenser (340178-1)
- Air Adapter (340179)



### F406

Product #	Description	Drum Size	Fluids	Delivery	Included Items
6796	Professional Duty Transfer Pump	Up to 55 gal.	Lubricants, solvents, thinners, automotive additives, chemicals, non-corrosive liquids	12 oz. per stroke	N/A
6797	Diaphragm Transfer Pump	16 and 55 gal.	Variety of petroleum products	25.6 oz. per stroke	Built-In Strainer & Vacuum Breaker
F401	Standard Duty Rotary Pump	16 and 55 gal.	Variety of petroleum products	8.5 oz. per stroke	Standard 2" Bung
340177-1	GT Pump	Up to 55 gal.	Oil-Based Fluids	Up to 4.5 gal./min.	Siphon Tube, 3 Drum Seals
F406	Standard Duty Transfer Pump	15 to 55 gal.	Lubricants, solvents, industrial chemicals, additives and non-corrosive liquids	N/A	N/A



# Pumps

## Hydraulic Pumps

Alemite's 8600 series hydraulic powered pump offers a wide range of grease output in a compact design. This pump features a compact footprint and, since it is hydraulically powered, there is no need for a bulky compressor. This makes the 8600 series an ideal choice for automatic lubrication systems installed on mobile equipment where space is limited.



**8602-A**

#### FEATURES:

- Hydraulic powered with sturdy construction
- Compact footprint; does not require a bulky compressor
- Pressure automatically drops when motor stops to prevent over lubrication
- Operates reliably even at low temperatures/no icing
- Does not require a separate vent valve in small- to medium-sized systems

#### INCLUDED ITEMS:

- Pressure and flow regulators

Product #	Description	Container Size	Output Pressure	Delivery	Input Pressure	Input Flow	System Pressure	Max. Hydraulic Fluid
8600-A	Grease Pump with cover & follower	35 lb.	Up to 3,500 psi	6 to 30 cu. in./min	300 to 600 psi	2 to 7 gpm	300 to 3,500 psi	250°F
8602-A	Grease Pump	35 lb.	Up to 3,500 psi	6 to 30 cu. in./min	300 to 600 psi	2 to 7 gpm	300 to 3,500 psi	250°F
8600-B	Grease Pump with cover & follower	120 lb.	Up to 3,500 psi	6 to 30 cu. in./min	300 to 600 psi	2 to 7 gpm	300 to 3,500 psi	250°F
8602-B	Grease Pump	120 lb.	Up to 3,500 psi	6 to 30 cu. in./min	300 to 600 psi	2 to 7 gpm	300 to 3,500 psi	250°F

# Pumps

## Pneumatic RAM Pumps (Stationary)

Alemite Stationary RAM Pumps are rugged enough to withstand even the most extreme conditions and handle your most challenging oil applications with ease. The RAM pump sets the standard for pump durability and is faster, quieter and more efficient than ever before.

Alemite RAM Pumps are capable of pumping at rates up to 20 gallons per minute. These pumps resist the effects of freezing.



**9968**

### SPECIFICATIONS:

- Air inlet: 1/4" NPTF(f)
- Air motor diameter: 3"
- Stub pumps must have appropriate downtube added. PVC and carbon steel downtubes are available p. 100

### FEATURES:

- Recommended for piped installations of short to moderate length
- Easily handles fluids up to SAE 140
- Pump will mount to 1-1/2" suction pipe (1" for model 9970) from remote tank

### INCLUDED ITEMS:

- Drum Cover (338145) on 9960-A

Product #	Description	Material Inlet	Material Outlet	Drum Size	Pump Ratio	Delivery	Bung Adapter	Weight
9916-A1	Pneumatic RAM Oil Pump	1-1/2" NPTF(f)	1/2" NPTF(f)	Stub	1:1	16 gpm	Integral	17 lb.
9918-A	Pneumatic RAM Oil Pump	1-1/2" NPTF(f)	1/2" NPTF(f)	Stub	3:1	9 gpm	Integral	17 lb.
9920	Pneumatic RAM Oil Pump	1" NPTF(f)	1" NPTF(f)	Stub	1:1	20 gpm	No	18 lb.
9960*	Pneumatic RAM Oil Pump	1-1/2" NPTF(f)	1/2" NPTF(f)	16 gal.	5:1	7 gpm	Yes: 326750-B1	18 lb.
9960-A*	Pneumatic RAM Oil Pump	1-1/2" NPTF(f)	1/2" NPTF(f)	16 gal.	5:1	7 gpm	No	17 lb.
9968	Pneumatic RAM Oil Pump	1-1/2" NPTF(f)	1/2" NPTF(f)	Stub	5:1	7 gpm	Yes: 326750-B1	14 lb.
9968-A	Pneumatic RAM Oil Pump	1-1/2" NPTF(f)	1/2" NPTF(f)	Stub	5:1	7 gpm	No	17 lb.
9969-B*	Pneumatic RAM Oil Pump	1-1/2" NPTF(f)	1/2" NPTF(f)	55 gal.	5:1	7 gpm	Yes: 326750-B1	18 lb.
9970	Pneumatic RAM Oil Pump	1" NPTF(f)	3/8" NPTF(f)	Stub	10:1	3.5 gpm	Yes: 326750-B1	11 lb.

#### IMPORTANT INFORMATION

\* Downtubes are included with pumps.



# Pumps

## Pneumatic RAM Pumps (Portable)

Alemite's Mobile RAM Gear Oil Pump offers portability, quiet operation and quick serviceability.



### FEATURES:

- Recommended for gear oils
- Delivery: Up to 4 gallons per minute (at 150 psi for SAE 140 gear oil)
- Air inlet: 1/4" NPTF(f)
- Air motor diameter: 3"
- Features a built-in control valve holster to keep the hose and handle off the floor
- Steel dolly includes durable casters pre-installed
- Dispensing valve included with pump is designed for hard-to-reach areas such as vehicle rear axles

### INCLUDED ITEMS:

- Drum Cover (338145)
- Control Valve (7492)
- 5-1/2' Material Hose (317856-5F)
- In-Line Electronic Meter (3631)
- Steel Dolly (316315-5),
- Dispensing Valve (7492)

Product #	Description	Bare Pump	Drum Size	Pump Ratio	Delivery	Weight
9961-1	Pneumatic RAM Oil Pump (Portable)	9968	16 gal.	5:1	4 gpm	40 lb.

## Pneumatic Standard Duty (Stationary)

Alemite H-Pumps are designed for medium-pressure industrial applications. Downtubes are available in various lengths to match container size requirements.



### SPECIFICATIONS:

- Air inlet: 1/4" NPSI
- Material inlet: 1-1/2" NPTF(f)
- Material outlet: 3/8" NPTF(f)
- H-Pump air motor diameter: 2-7/16"
- Pump must have appropriate downtube added p. 100

### FEATURES:


- Recommended for piped installations of short to moderate length
- Easily handles 10, 20 and 30W oils
- Pump will mount to 1-1/2" suction pipe (from remote tank)
- Double-toggle balances pressure on air valve trip mechanism to prevent binding or stalling
- Corrosion-resistant chrome finish on piston rods alleviates packing wear
- Center-flow, micro-lapped high-pressure air valve lasts indefinitely
- Self-aligning, heavy acme thread provides safely-locked linkage

Product #	Description	Drum Size	Pump Ratio	Delivery	Bung Adapter	Weight
8568-A4	High-Pressure Oil Pump (Stationary)	Stub	4:1	3 gpm	Yes: 326750	14 lb.

# Pumps

## Pneumatic Industrial Pumps

Built for continuous duty, Alemite Industrial Pumps are designed to deliver fluids through long delivery lines or to multiple dispensing points. Pumps are equipped with hoist eyebolts.



### SPECIFICATIONS:

- Air inlet and outlet: 3/4" NPTF(f)
- Material outlet: 1/2" NPTF(f)
- 7783 series air motor diameter: 4-1/4"
- 7793 series air motor diameter: 6"
- Pumps 7783-C4 and 7793-C must have appropriate downtube added p. 100
- Stub versions have 1-1/2" NPTF(f) inlet

### FEATURES:

- Recommended for pumping distances over 100 ft.

### INCLUDED ITEMS:

- Air Connector
- Quick-detach Air Coupler

### REQUIRED ACCESSORIES:

- Bung Adapter for all models [when not using cover (326750-B1)] p. 104
- Cover for 16-gallon models (323800-4) p. 102
- Cover for 55-gallon models (323847-4) p. 102
- Muffler for all models (324170)

### Required Accessories

Product #	Description	Drum Size	Pump Ratio	Delivery	Weight	Required Accessories		
						Bung Adapter*	Cover	Muffler
7783-A4	Pneumatic Industrial Oil Pump (Stationary)	55 gal.	6:1	10 gpm	55 lb.	326750-B1	323847-4	324170
7783-B4	Pneumatic Industrial Oil Pump (Stationary)	16 gal.	6:1	10 gpm	50 lb.	326750-B1	323800-4	324170
7783-C4	Pneumatic Industrial Oil Pump (Stationary)	Stub*	6:1	10 gpm	45 lb.	326750-B1	**	324170
7793-A1	Pneumatic Industrial Oil Pump (Stationary)	55 gal.	12:1	6.5 gpm	75 lb.	326750-B1	323847-4	324170
7793-C	Pneumatic Industrial Oil Pump (Stationary)	Stub*	12:1	6.5 gpm	65 lb.	326750-B1	**	324170

#### IMPORTANT INFORMATION

- \*When not using cover
- \*\*Varies depending on what size drum is used



# Pumps

## Chemical and Material Handling Pumps Introduction

Alemite Chemical and Material Handling Pumps are designed to provide the capabilities and versatility needed for various applications. Chemicals and materials are pumped from their original containers or bulk storage tanks, transferred to the point of application and then sprayed, dispensed or extruded.

### Alemite Chemical and Material Handling Pumps include:

Pump Selection Guide/Material Classification .....	85
GT Pumps.....	86
Class 1 .....	86
Class 1 & 2 .....	87
Class 1, 2 & 3.....	88
Class 2, 3 & 4.....	89
Class 3 & 4 .....	90
Class 4.....	91
Class 5 & 6 .....	92
Undercoating Pumps.....	93
Diaphragm Pumps.....	94
Electric Transfer Pumps.....	95
Electric Transfer Pump Accessories .....	97
Electric Transfer Pump Components & Parts .....	98
Bushings.....	98
See Also:	
Pump Accessories.....	99

## Chemical and Material Handling Pumps General Information

### Air-Operated Chemical and Material Handling Pumps

Alemite Air-Operated Chemical and Material Handling Pumps are efficient solutions for a wide range of applications and are designed for heavy-duty service and long life. Alemite Chemical and Material Handling Pumps have two main components – air motors and downtubes. Alemite pumps have these features:

- Only use an average of 4-6 CFM of air per gallon of material pumped
- Only required amount is pumped – leaving no material waste
- Pumps operate on demand
- Separated air motor prevents material contamination from pump tube
- Material is pumped on both up and down piston strokes for uniform flow

# Pumps

## Chemical and Material Handling Pumps General Information

### Air Motors

All Alemite Air Motors are factory tested and lubricated for maximum service life and offer these features:

- Aluminum casting and cylinders are lightweight, corrosion resistant and provide good heat transfer to minimize icing
- Double-toggles provide even pressure, prevent air motor stalling or binding
- In-line exhaust meets OSHA noise requirements when equipped with a muffler
- Precision-lapped air valve has wide air passages with no restrictions, eliminating packings or spools that can deteriorate

### Downtubes

The proper downtube is included with each pump and offers the following features:

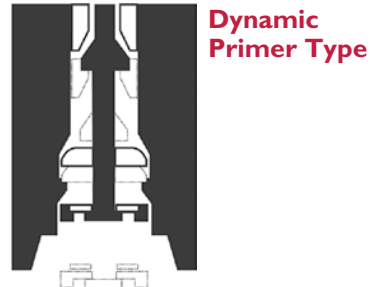
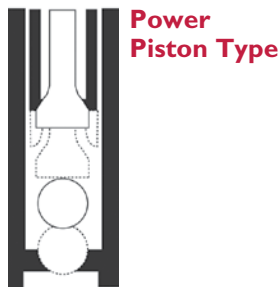
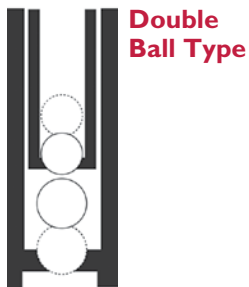
- Hardened valve seats and checks
- Hardened and ground piston rods
- Highly polished tube cylinders
- Packings custom fit each application

#### IMPORTANT INFORMATION

For Pump Motor/Downtube Chemical Compatibility Chart, see page 201.

Alemite offers three types of downtubes to assure that all varieties of materials can be pumped.

- **Double Ball Type** – Large porting for positive priming and pumping of light, viscous Class 1 and 2 materials
- **Power Piston Type** – Combines the priming advantages of a ball check with the abilities of an upper chop check to handle heavier Class 2, 3 and 4 materials
- **Dynamic Primer Type** – Primer rod extends below pump cylinder to penetrate and work the material as well as provide positive priming of the heaviest pumpable Class 5 and 6 materials



### Applications

**Dispense** – Dispensing involves the transfer of pumpable materials from their original containers or bulk storage to the point of application. Dispensing and transferring pumps are available to handle very light liquids, heavy sealers, inks and other similar products.

**Extrude** – Extruding is the application of heavy materials in a usable form, such as ribbons or beads. Extruding systems can handle caulks and sealers and varied chemical, food or pharmaceutical materials.

**Spray** – Materials may be sprayed using air-atomizing or airless spray systems. Applications include the spraying of adhesives, roof coatings and hundreds of similar applications.





# Pumps

## Chemical and Material Handling Pumps

### Pump Selection Guide

Class	Pumps to Dispense	Pumps to Extrude	Pumps to Spray
Class 1	6799, 7216-S3, 7216-4, 7222-B4, 7880-C1, 340177-1, 340177-2, 340177-3	N/A	7835-C1, 7835-DTRI, 7835-SDTRI, 7880-C1
Class 2	6799, 7216-A4, 7216-B, 7216-S3, 7216-4, 7222-B4, 7835-C1, 7835-DTRI, 7835-SDTRI, 7880-C1, 340177-1, 340177-2, 340177-3	7835-C1, 7835-DTRI, 7835-SDTRI	7835-C1, 7835-DTRI, 7835-SDTRI, 7886-A5, 7886-B, 7886-S5
Class 3	7835-C1, 7835-DTRI, 7835-SDTRI, 7886-A5, 7886-S5	7835-C1, 7835-SDTRI, 7886-A5, 7886-B, 7886-S5	7886-A5, 7886-B, 7886-S5, 7896-A5, 7896-S5
Class 4	7886-A5, 7886-B, 7886-S5, 7896-A5, 7896-S5, 7890-A	7886-A5, 7886-B, 7886-S5, 7896-A5, 7896-S5, 7890-A	7889-6, 7889-C
Class 5	7889-6, 7889-C, 7893-A	7889-6, 7889-C, 7893-A	N/A
Class 6	7889-6, 7889-C, 7893-A	7889-6, 7889-C, 7893-A	N/A

### Material Classification

Class	Fluid Type	Fluids
Class 1	Light Fluids (Viscosity 5 to 400 cps)	Acids, Adhesives, Cosmetics (fluid), Dextrose (liquid), Food Flavorings, Inks (liquid), Lubricating Oils (SAE 10 to SAE 40), Mineral Oils, Resins (synthetic), Shortenings (liquid), Solvents, Vegetable Oils (edible/non-edible)
Class 2	Medium Fluids (Viscosity 200 to 4,000 cps)	Adhesives, Batters (bakery), Drugs (fluid), Flavorings (ice cream), Food Fillings, Purees, Sealers, Syrups, Trough Grease
Class 3	Medium Fluids (Viscosity 3,000 to 30,000 cps)	Adhesives (latex), Ceiling Coating (acoustical), Doughs, Food Flavorings, Inks, Jams & Jellies, Sealers, Sound Deadeners, Syrups
Class 4	Medium Semi-Fluids (Viscosity non-measurable)	Buffing Compounds, Dough (heavy bakery), Drugs (semi-fluid), Food Products, Inks (heavy), Resins (synthetic), Shortening (vegetable paste), Sound Deadeners
Class 5	Heavy Semi-Fluids (Viscosity non-measurable)	Caulk (gun grade), Glues (dehydrated), Putty (light), Sealers (heavy)
Class 6	Extra-Heavy Semi-Fluids (Viscosity non-measurable)	Cements (plastic), Caulk (trowel grade), Caulk (tape), Sealers (trowel grade)

### Materials of Construction

Wetted Material	Seal Material	Product #
Carbon Steel	Buna	7835-C1, 7835-DTRI, 7886-A5, 7886-B, 7896-A5, 7222-B4, 7216-B
	Polyurethane & Buna N	7889-6, 7889-C, 7890-A, 7893-A
	Teflon®	7835-DTRI
	Teflon® & Nylon II	7216-4, 7216-A4
	Fluorocarbon & Nylon II	7222-B4
Stainless Steel	Teflon®	7216-S3, 7880-C1, 7835-SDTRI, 7886-S5, 7896-S5

#### IMPORTANT INFORMATION

NOTE: This information is for quick-reference only. There may be additional information required to correctly recommend a unit and/or system. For additional assistance, contact Alemite Technical Services.

# Pumps

## Class 1: Light Fluids (<400 cp)

This Class I pump is designed to handle light fluids such as diesel fuel and light oils. Recommended for dispensing applications.



**6799**

### FEATURES:

- 30-gpm flow rate ensures quick, efficient transfer of even large fluid volumes
- Aluminum, stainless steel and nylon construction provides compatibility with most fluids, including mildly corrosive liquids
- Air inlet: 1/4"

### INCLUDED ITEMS:

- Downtube for 55-gallon drums

Product #	Wetted Materials	Seal Material	Drum Size	Pump Ratio	Free Flow per min	Cycles per gal.	Material Outlet	Weight
6799	Carbon Steel, Aluminum, Stainless Steel, Nylon	PTEE & Buna	55 gal.	1/3:1	30 gal.	30	1"	22 lb.

## GT Pumps



**340177-1**

### FEATURES:

- Perfect solution to a variety of liquid transfer applications
- Adjustable to fit a wide variety of container sizes
- Includes siphon tube and three drum seals to fit nearly any container

Product #	Description	Delivery	Drum Size	Recommended Accessories
340177-1	Oil-Based GT Pump	Up to 4.5 gal./min	2 to 55 gal.	Remote Dispenser (340178-1), Air Adapter (340179)
340177-2	Water-Based GT Pump	Up to 4.5 gal./min	2 to 55 gal.	Remote Dispenser (340178-2), Air Adapter (340179)
340177-3	Aggressive Fluids GT Pump	Up to 4.5 gal./min	2 to 55 gal.	Remote Dispenser (340178-3), Air Adapter (340179)

### WARNING

Always consult a MATERIAL COMPATIBILITY CHART to ensure that the material being pumped and the cleaning product used for the pump are compatible with the material composition of the pump and hose.



# Pumps

## Class 1 & 2: Light to Medium Fluids (5 to 4,000 cp)

Alemite Class 1 & 2 Pumps are designed to handle light to medium fluids such as inks, flavoring and oils. The double ball downtube ensures positive priming for reliable operation. Recommended for dispensing applications.



**7880-C1**

#### FEATURES:

- Stainless steel and carbon steel models are suitable for pumping corrosive liquids
- Stub pumps require appropriate downtube [7216-4 includes downtube] p. 100
- Air inlet: 1/4"

#### RECOMMENDED ACCESSORIES:

- Single-Post Hoist [(2741-4 or 2742-4) p. 105-106] for models 7216-S3, 7216-4, 7880-C1 only
- Single-Post Hoist [(2741-4 or 2742-4) p. 105-106] requires Adapter Plate (322593)

Product #	Wetted Material	Seal Material	Drum Size	Pump Ratio	Free Flow per min	Cycles per gal.	Material Inlet	Material Outlet	Weight
7216-4	Carbon Steel	Teflon® & Nylon II	55 gal.	1:1	14 gal.	25	N/A	1" NPTF(f)	14 lb.
7216-A4	Carbon Steel	Teflon® & Nylon II	55 gal.	1:1	33 lb.	25	N/A	1" NPTF(f)	18 lb.
7216-S3	Stainless Steel	Teflon®	55 gal.	1:1	14 gal.	25	1" NPTF(f)	1" NPTF(f)	22 lb.
7216-B	Carbon Steel	Buna	55 gal.	2:1	7 gal.	32	N/A	3/8" NPTF(f)	18 lb.
7222-B4	Carbon Steel	Viton	Stub	1:1	14 gal.	25	1-1/2" NPTF(f)	1" NPTF(f)	12 lb.
7880-C1	Stainless Steel	Teflon®	Stub	2.5:1	7 gal.	38	1" NPTF(f)	3/8" NPTF(f)	14 lb.

#### **WARNING**

Always consult a MATERIAL COMPATIBILITY CHART to ensure that the material being pumped and the cleaning product used for the pump are compatible with the material composition of the pump and hose.

# Pumps

## Class 1, 2 & 3: Light to Heavy Fluids (5 to 30,000 cp)

Alemite Class 1, 2 & 3 Pumps are ideal for pumping light to heavy fluids, including coatings, oils, sealants and sound deadeners. Recommended for dispensing, extruding and spraying applications.



**7835-CI**

#### FEATURES:

- Air inlet: 1/4" NPSI
- Material outlet: 3/4" NPTF(f)
- Stub pumps require appropriate downtube p. 100; downtube is included with 7835-DTRI and 7835-SDTRI
- Stainless steel model (7835-SDTRI) is suitable for pumping corrosive fluids

#### RECOMMENDED ACCESSORIES:

- Single-Post Hoist (2741-4 or 2742-4) p. 105-106
- Adapter Plate (322593) for Single-Post Hoist

Product #	Wetted Material	Seal Material	Drum Size	Pump Ratio	Free Flow per min	Cycles per gal.	Material Outlet	Weight
7835-CI	Carbon Steel	Buna	Stub	5:1	5 gal.	25	3/4" NPTF(f)	30 lb.
7835-DTRI	Carbon Steel	Teflon®	55 gal.	5:1	5 gal.	25	3/4" NPTF(f)	42 lb.
7835-SDTRI	Stainless Steel	Teflon®	55 gal.	5:1	5 gal.	25	3/4" NPTF(f)	44 lb.

#### WARNING

Always consult a MATERIAL COMPATIBILITY CHART to ensure that the material being pumped and the cleaning product used for the pump are compatible with the material composition of the pump and hose.



# Pumps

## Class 2, 3 & 4: Medium to Heavy Fluids and Medium Semi-Fluids (200 cp to Non-Measurable Viscosity)

Alemite Class 2, 3 & 4 Pumps are designed to handle medium to heavy fluids and medium semi-fluids, including adhesives, sealants, dough and pastes. Power piston downtube combines the priming advantages of a ball check with the abilities of an upper chop check to handle heavier materials. Recommended for dispensing, extruding and spraying applications.



**7886-S5**

### FEATURES:

- Air inlet: 3/4" NPTF(f)
- Material outlet: 1" NPTF(f)
- Stainless steel model (7886-S5) is suitable for pumping corrosive materials

Product #	Wetted Material	Seal Material	Drum Size	Pump Ratio	Free Flow per min	Cycles per gal.	Material Outlet	Weight
7886-A5	Carbon Steel	Buna	400 lb.	11:1	13 gal.	30	1" NPTF(f)	78 lb.
7886-B	Carbon Steel	Buna	5 gal.	11:1	13 gal.	30	1" NPTF(f)	75 lb.
7886-S5	Stainless Steel	Teflon®	400 lb.	11:1	13 gal.	30	1" NPTF(f)	82 lb.

### Recommended Accessories

Used with Pump	Single-Post Hoist *	Bridge Hoist	Adapter Plate	Follower	Adapter
7886-A5	2741-4, 2742-4, 2743-4	7817-F5	322593 (use with 2741-4 or 2742-4)	327242 (use with 2742-4)	330976 (required for 327242)
7886-B	2742-4, 2743-4	N/A	N/A	324610 (use with 2742-4)	330976 (required for 324610)
7886-S5	2741-4, 2742-4, 2743-4	N/A	322593 (use with 2741-4 or 2742-4)	N/A	N/A

### IMPORTANT INFORMATION

\* See p. 105-106 for hoists

### WARNING

Always consult a MATERIAL COMPATIBILITY CHART to ensure that the material being pumped and the cleaning product used for the pump are compatible with the material composition of the pump and hose.

# Pumps

## Class 3 & 4: Heavy Fluids and Medium Semi-Fluids (3000 cp to Non-Measurable Viscosity)

Alemite Class 3 & 4 Pumps are ideal for pumping heavy fluids and medium semi-fluids, such as buffing compounds, resins and latex. Power piston downtube combines the priming advantages of a ball check with the abilities of an upper chop check to handle heavier materials. Recommended for dispensing, extruding and spraying applications.



**7896-A5**

### FEATURES:

- Air inlet: 3/4" NPTF(f)
- Material outlet: 1" NPTF(f)
- Stainless steel model (7896-S5) is suitable for pumping corrosive materials

90

Product #	Wetted Material	Seal Material	Drum Size	Pump Ratio	Free Flow per min	Cycles per gal.	Material Outlet	Weight
7896-A5	Carbon Steel	Buna	400 lb.	22:1	7 gal.	30	1" NPTF(f)	85 lb.
7896-S5	Stainless Steel	Teflon®	400 lb.	22:1	7 gal.	30	1" NPTF(f)	91 lb.

### Recommended Accessories

Used with Pump	Single-Post Hoist *	Bridge Hoist	Adapter Plate	Follower	Adapter
7896-A5	2741-4, 2742-4, 2743-4	7818-F5	322593 (use with 2741-4 or 2742-4)	327242 (use with 2742-4) or 324610 (use with 2742-4)	330976 (required for 327242)
7896-S5	2741-4, 2742-4, 2743-4	N/A	N/A	324610 (use with 2742-4)	330976 (required for 324610)

### IMPORTANT INFORMATION

\* See p. 105-106 for hoists.



# Pumps

## Class 4: Medium Semi-Fluids (Non-Measurable Viscosity)

Alemite Class 4 Pumps are ideal for pumping heavy fluids and medium semi-fluids, such as buffing compounds, heavy inks and pastes. Power piston downtube combines the priming advantages of a ball check with the abilities of an upper chop check to handle heavier materials. Recommended for dispensing and extruding applications.



**7890-A**

#### FEATURES:

- Air inlet: 3/4" NPTF(f)
- Material outlet: 1/2" NPTF(f)

#### RECOMMENDED ACCESSORIES:

- Single-Post Hoist (2741-4) p.105, (2742-4) p.106 or (2743-4) p.106
- Adapter Plate (338019) for Single-Post Hoist

Product #	Wetted Material	Seal Material	Drum Size	Pump Ratio	Free Flow per min	Cycles per gal.	Material Outlet	Weight
7890-A	Carbon Steel	Buna	400 lb.	24:1	50 lb.	40	1/2" NPTF(f)	91 lb.

#### **WARNING**

Always consult a MATERIAL COMPATIBILITY CHART to ensure that the material being pumped and the cleaning product used for the pump are compatible with the material composition of the pump and hose.

# Pumps

## Class 5 & 6: Heavy and Extra-Heavy Semi-Fluids (Non-Measurable Viscosity)

Alemite Class 5 & 6 Pumps are designed to pump heavy and extra-heavy semi-fluids, including caulks, dehydrated glues, light putties, heavy sealers and plastic cements. Dynamic primer downtube extends below the pump cylinder to penetrate and work the material and to provide positive priming of the heaviest pumpable materials. All pumps recommended for dispensing and extruding applications; 7889-6 and 7889-C also recommended for spraying applications.



**7889-C**

**FEATURES:**

- Air inlet: 3/4" NPTF(f)
- Material outlet: 1/2" NPTF(f)

92

Product #	Wetted Material	Seal Material	Drum Size	Pump Ratio	Free Flow per min	Cycles per gal.	Material Outlet	Weight
7893-A	Carbon Steel	Buna	400 lb.	48:1	20 lb.	40	1/2" NPTF(f)	102 lb.
7889-6	Carbon Steel	Buna	400 lb.	40:1	3 gal.	97	1/2" NPTF(f)	92 lb.
7889-C	Carbon Steel	Buna	120 lb.	40:1	3 gal.	97	1/2" NPTF(f)	84 lb.

### Recommended Accessories

Used with Pump	Single-Post Hoist *	Adapter Plate	Follower	Adapter
7893-A	2741-4, 2742-4, 2743-4	338019 (for 2741-4 or 2742-4)	327242 (use with 2742-4)	327247 (required for 327242)
7889-6	2741-4, 2742-4, 2743-4	322593 (for 2741-4 or 2742-4)	327242 (use with 2742-4)	N/A
7889-C	2742-4, 2743-4	322593 (for 2741-4 or 2742-4)	324610 (use with 2742-4)	327247 (required for 324610)

#### IMPORTANT INFORMATION

\* See page 105-106 for hoists.





# Pumps

## Undercoating Pumps

Materials may be sprayed using air-atomizing or airless spray systems. Applications include the spraying of adhesives, roof coatings and hundreds of similar applications.



**331571-C5**

### SPECIFICATIONS:

- Air inlet: 1/4" NPSI
- Material outlet: 3/8" NPTF(f)
- H-Pump air motor diameter: 2-7/16"

### FEATURES:

- Double-toggle balances pressure on air valve trip mechanism to prevent binding or stalling
- Corrosion-resistant chrome finish on piston rods alleviates packing wear

Product #	Description	Drum Size	Pump Ratio	Delivery	Weight	Included Items
331571-A5	Stationary H-Pump	120 lb.	26:1	5.25 lb./min	34 lb.	N/A
331571-B5	Stationary H-Pump	400 lb.	26:1	5.25 lb./min	44 lb.	N/A
331571-C5	Stationary H-Pump	35 lb.	26:1	5.25 lb./min	29 lb.	N/A
8553-2	Portable H-Pump	35 lb.	26:1	5.25 lb./min	50 lb.	Cover (338166), 25' Hose (317875-25), Z-Swivel (B52752), Control Valve (6320-3)


### WARNING

Always consult a MATERIAL COMPATIBILITY CHART to ensure that the material being pumped and the cleaning product used for the pump are compatible with the material composition of the pump and hose.

# Pumps

## Diaphragm Pumps

Alemite Low-Pressure Diaphragm Pumps are designed for both high-volume transfer and dispensing a variety of low-viscosity fluids. These high-volume pumps transfer used oil to storage tanks quickly, and are designed to handle the abrasive materials that can be contained in used oil. All diaphragm pumps are equipped with an air connector and quick detach air coupler.



8201

8202

8202-A

8203

### FEATURES:

- 3/8" models have an inlet and outlet that swivels, allowing installation in any position

### RECOMMENDED ACCESSORIES:

- Air Hose (317803-3) p. 141
- Suction Hose Assembly (338777)
- Strainer (338685)

Product #	Description	Body Material	Diaphragm Material	Check Ball Material	Air Inlet	Material Inlet/Outlet	Delivery	Weight
8201	Mini Diaphragm Pump	Polypropylene	XL®TPE	XL®TPE	1/4"	3/8"	8.2 gpm	3 lb.
8208	Mini Diaphragm Pump	Polypropylene	Geolast	Geolast	1/4"	3/8"	8.2 gpm	3 lb.
8202	Diaphragm Pump	Polypropylene	Buna	Acetal	3/8"	1/2"	14 gpm	10 lb.
8202-A	Diaphragm Pump	Aluminum	Buna	Acetal	3/8"	1/2"	14 gpm	15 lb.
8203	Diaphragm Pump	Aluminum	Buna	Acetal	3/8"	1"	35 gpm	31 lb.
8204	Diaphragm Pump	Aluminum	Buna	Acetal	1/2"	1-1/2"	70 gpm	41 lb.
8205	UL-Listed Diaphragm Pump	Aluminum	Buna	Teflon®	3/8"	1"	35 gpm	31 lb.
8206	FDA-Approved Diaphragm Pump	316 Stainless Steel	Hytrel®/Teflon®	Teflon®	3/8"	1-1/2" Tri-Clamp	35 gpm	39 lb.
8207	UL - Listed Diaphragm Pump for methanol service	Aluminum	Teflon®	Teflon®	3/8"	1"	35 gpm	31 lb.
8209	Diaphragm Pump	Aluminum	Buna	Teflon®	1/2"	2" ANSI	155 gpm	74 lb.
8210	Diaphragm Pump	Aluminum	Buna	Teflon®	1/2"	3" ANSI	230 gpm	150 lb.
8211	Diaphragm Pump	Aluminum*	Buna	Acetal	3/8"	1"	35 gpm	33 lb.



8204

8205

8206

8209

8210

8211

### IMPORTANT INFORMATION

\* Includes aluminum center section.



# Pumps

## Electric Transfer Pumps

Alemite Electric Transfer Pumps offer a complete solution to transferring chemicals and other fluids from drums, tanks and totes. Packages are available with an electric motor, downtube, dispensing nozzle, 6 ft. of chemically resistant hose, barrel adapter, pump storage bracket and hose clamps. These pump packages offer the ideal solution for a wide variety of applications. Products may also be purchased individually.



**340011**

### FEATURES:

- Designed to transfer a wide range of liquids from barrels and tanks
- Eliminates direct contact with aggressive chemicals
- Eliminates chemical splashing and spills
- Seal-less design – no seals to wear out or replace
- Empty a 55-gal. (200-ltr) drum in 90 seconds
- Lightweight and portable
- All pump tubes & motors are interchangeable
- Pump tube components are replaceable
- Max. viscosity is 1500 cps / 1500 mPAS
- Pump, motors and downtubes interchange with many competitors
- Pumps can “run dry” and against a closed valve without damage
- No mechanical seals
- 35 gpm

95



**340021**

### BATCH CONTROL SYSTEM

#### FEATURES:

- The transfer pump can be combined with a flow meter to accurately dispense liquids
- A dispensing nozzle is not required. The tube end is intended to be placed in the container
- Dispense preset volumes of liquid from drums, tanks and IBC
- Available in polypropylene and stainless steel
- Accuracy to  $\pm 0.5\%$
- Control flow rate and volume
- LCD displays in 5 languages

# Pumps

## Electric Transfer Pumps

### Packages

Product #	Description	Type	Motor Power	Weight
340011	Electric Pump Package	Polypropylene Nozzle & Downtube	115V	19 lb.
340012	Electric Pump Package	Polypropylene Nozzle & Downtube	230V	19 lb.
340013	Electric Pump Package	Aluminum Nozzle & Stainless Steel Downtube	115V	21 lb.
340014	Electric Pump Package	Aluminum Nozzle & Stainless Steel Downtube	230V	25 lb.
340021	Electric Pump Package with Batch Control System	Polypropylene Downtube	115V	19 lb.
340022	Electric Pump Package with Batch Control System	Stainless Steel Downtube	115V	23 lb.
340023	Electric Pump Package with Batch Control System	Polypropylene Downtube	230V	19 lb.
340024	Electric Pump Package with Batch Control System	Stainless Steel Downtube	230V	23 lb.

### Motors

Product #	Description	Motor Power	Weight
340015	Open drip-proof (ODP)	115V	9 lb.
340016	Open drip-proof (ODP)	230V	9 lb.
340017	TEFC	115V	13 lb.
340018	TEFC	230V	13 lb.
340019	Hazardous duty, ATEX approved	230V	24 lb.
340025	Batch control motor	115V	15 lb.
340026	Batch control motor	230V	15 lb.

#### IMPORTANT INFORMATION

NOTE: Use ODP Motors for general purpose applications; use TEFC Motors where corrosive fumes are present; use Hazardous-Duty Motor for handling potentially flammable/explosive liquids; use Batch Control Motor for automated dispensing.



# Pumps

## Electric Transfer Pump Accessories



340020-2

### Downtubes

Product #	Type	Weight
340020-1	Polypropylene 39"	6.4 lb.
340020-2	Stainless Steel 39"	11 lb.
340020-3	PVDF 39"	7.8 lb.

### Nozzles

Product #	Type	Weight
393766-1	Polypropylene	0.6 lb.
393766-2	Aluminum	2.3 lb.
393766-59	Stainless Steel	3.5 lb.

97



393766-4

### Bung Adapters

Product #	Type	Weight
393766-3	Polypropylene	0.1 lb.
393766-4	Stainless Steel	1 lb.



393766-5

### Wall Mounting Brackets

Product #	Description	Weight
393766-5	Wall mounting bracket	0.8 lb.

### Hose Kits

Product #	Description	Weight
393766-6	Hose kit (includes hose clamps and 6 ft. of PVC tubing)	2 lb.
393766-10	Hose kit (includes hose clamps and 10 ft. of PVC tubing)	2.8 lb.
393766-12	Hose kit (includes hose clamps and 12 ft. of PVC tubing)	3 lb.

# Pumps

## Electric Transfer Pump Components & Parts



**393766-7**

### Strainers/Clamps

Product #	Description	Type	Weight
393766-7	Strainer	Polypropylene	0.1 lb.
393766-8	Strainer	Stainless Steel	1 lb.
393766-9	Hose clamp	Stainless Steel	1 lb.

### Batch Control System Components

Product #	Description
393766-11	Polypropylene flow chamber for batch control system, includes fittings
393766-14	Polypropylene flow chamber for batch control system, without fittings (order separately below)
393766-13	Control module only for batch control system
393766-15	Pump outlet fitting for batch control system
393766-16	Flow meter outlet fitting for batch control system
393766-17	Flow meter inlet fitting for batch control system
393766-18	Polypropylene check valve
393766-19	Hose barb fitting
393766-20	Polypropylene wing nut

## Bushings

### Bushings - Double Tap

Product #	Male	Female
338544	2" NPTF	1-1/2" NPTF



# Pump Accessories

## Pump Accessories include:

Downtubes.....	100
Bearing Packers.....	101
Adapter Kit.....	101
Drum Covers.....	102
Follower Plates.....	103
Low-Level Grease Shutoff Valve.....	103
Strainers.....	104
Bung Adapters.....	104
Pump Hoists.....	105
Pump Hose Assemblies.....	107
Wall Brackets.....	107

# Pump Accessories

## Downtubes

These downtubes can be added to stub pumps in tanks and drums. These tubes are made of PVC.

Used with Pump	16-Gal. V-Cut	55-Gal. V-Cut	250-Gal. V-Cut	275-Gal. V-Cut
7222-B4	338147-10	338147-3	338147-1	338147-4
7835-C1	338147-1	338147-2	338147-3	338147-7
7880-C1	338370-1	338370-2	338370-2	338370-3
7783-C4	338147-11	338147-1	338147-1	338147-8
7793-C	338147-11	338147-1	338147-1	338147-8
8568-A4	338147-10	338147-3	338147-1	338147-4
9916-A1	338147-3	338147-4	338147-8	338147-9
9918	338147-3	338147-4	338147-8	338147-9
9918-A	338147-3	338147-4	338147-8	338147-9
9968	338147-1	338147-2	338147-3	338147-7
9970	338370-1	338370-2	338370-2	338370-3

These downtubes can be added to stub pumps in tanks and drums using low-level cutoff (321206).

Used with Pump	16-Gal. Ext.	55-Gal. Ext.	250-Gal. Ext.	275-Gal. Ext.
7222-B4	338246-10	338246-3	338246-1	338246-4
7835-C1	338246-1	338246-2	338246-3	338246-6
7880-C1	338362-3*	338362-4*	338362-4*	338362-5*
7783-C4	338246-11	338246-1	338246-1	338246-8
7793-C	338246-11	338246-1	338246-1	338246-8
8568-A4	338246-10	338246-3	338246-1	338246-4
9916-A1	338246-3	338246-4	338246-8	338246-5
9918	338246-3	338246-4	338246-8	338246-5
9918-A	338246-3	338246-4	338246-8	338246-5
9968	338246-1	338246-2	338246-3	338246-6
9970	338362-3*	338362-4*	338362-4*	338362-5*

### IMPORTANT INFORMATION

\* Includes 328207 bushing for attaching a low-level cutoff. These tubes are made of 1" wrought steel pipe.





# Pump Accessories

## Bearing Packers

These units remove old grease from race and cage of roller and ball bearings and repack them with fresh lubricant. A cover is included to keep dirt out when not in use.



### 6709-B4

Hand pump attaches to original refinery containers.



### 6598-B

Includes mounting holes for attaching it to a workbench. This model is used in conjunction with a grease gun.



### B412

For use with grease guns. Rugged plastic construction. Used for repacking wheel bearings on cars, boat trailers and RVs

Product #	Drum Size	Bearing Size	Follower*	Drum Cover	Ship Weight
6709-A4	120 lb.	19/32" - 8"	338803	328245-4	19 lb.
6709-B4	35 lb.	19/32" - 8"	338825	337729	15 lb.
6598-B	N/A	3/4" - 6"	N/A	N/A	4 lb.
B412	N/A	3/4" - 6"	N/A	N/A	2 lb.

## Adapter Kit

Retrofitting a lube truck or other installation for a RAM pump has never been easier with Alemite's RAM pump adapter kit. This kit allows users to directly mount a RAM pump in place of a Graco Fire-ball®. Installation is easy and requires no drilling. Simply install adapter plates and mount RAM directly to the plates.



### 340380

#### INCLUDED ITEMS:

- Seals
- Plates
- Hardware

#### IMPORTANT INFORMATION

\* Flexible follower works with straight or tapered pails

# Pump Accessories

## Drum Covers



338981



338977

### FEATURES:

- Alemite Drum Covers and Bung Adapters are made of heavy-gauge steel for durability
- Drum cover flange provides rigidity and maintains solid position on drum
- Pump mounts in center of cover and three thumb screws clamp over drum rim
- For lube trucks, 324792-4 allows the pump to be side-mounted. Use tie-down kits to secure the unit to the truck platform

102

Product #	Drum Size	Height	Outer Diameter	Use	Use with Pumps
338166	35 lb.	2.04"	12.00"	Grease	Standard Duty/RAM
338371	120 lb.	3.19"	14.88"	Grease	Standard Duty/RAM
338163	400 lb.	1.50"	23.91"	Grease	RAM
324793-4	400 lb.	1.81"	24.00"	Grease	Industrial, H-Pumps w/ tie-down kit
323800-4	120 lb./16 gal.	1.19"	14.88"	Grease/Oil/Fluids	Industrial
323847-4	400 lb./55 gal.	3.50"	24.25"	Grease/Oil/Fluids	Industrial
338145	16 gal.	3.19"	14.88"	Oil/Fluids	RAM 9960-9968
324792-4	55 gal.	1.81"	25.63"	Oil/Fluids	Pumps w/ tie-down kits
338981	12.5 kg (276 mm)*	1.45"	10.87"	Grease	Metric Pumps
338982	20 kg (315 mm)*	1.71"	12.41"	Grease	Metric Pumps
338983	50 kg (409 mm)*	2.05"	16.09"	Grease	Metric Pumps
338984	180 kg (619 mm)*	1.57"	24.36"	Grease	Metric Pumps

### Drum Covers - Bung Mount

Product #	Drum Size	Height	Outer Diameter	Use	Bung Opening
327817-4	35 lb./5 gal.	2.38"	12.31"	Grease/Oil/Material	2" NPTF
338977	120 lb./16 gal.	3.19"	14.88"	Grease/Oil/Material	2" NPTF
318040-4	400 lb./55 gal.	1.57"	23.91"	Grease/Oil/Material	2" NPTF
322590-4	400 lb./55 gal.	3.50"	24.25"	Grease/Material	2" NPTF


#### IMPORTANT INFORMATION

\* Indicates Drum diameter



# Pump Accessories

## Follower Plates



**337665**



**338802**



**338803**

Product #	Drum Size	Use with Pump	Tube Diameter	Outer Diameter
338801	120 lb.	9950 Series	1-1/8"	14.14"
338802	120 lb.	Standard Duty/RAM	1-3/8"	14.14"
338803	120 lb.	Manual	1-5/8"	14.14"
338804	120 lb.	Industrial	2"	14.14"
338911	400 lb. (180 kg)	Standard Duty/RAM	1-3/8"	23.53"
338912	400 lb.	Industrial	2"	23.53"
338923	400 lb.	7539-4 (Manual)	1-5/8"	23.53"
337665	35 lb.	9911 Series (RAM)	1-1/8"	11.27"
338825	35 lb.	7537-4, 6709-B4 (Manual)	1-5/8"	11.27"
338991	12.5 kg (270 mm)	Metric RAM, H & Super H	29 mm	10.63"
338992	20 kg (330 mm)	Metric RAM, H & Super H	29 mm	12.99"
338993	50 kg (390 mm)	Metric RAM, H & Super H	35 mm	15.35"
338911	180 kg (597 mm)	Metric RAM, H & Super H	35 mm	15.35"
314898	30 lb.	6713-4 (Manual)	7/8"	8.44"
340319	35 lb.	8602-A	2-1/8"	14.14"
340372	120 lb.	8602-B	2-1/8"	11.27"

103

## Low-Level Grease Shutoff Valve



### 340070


Low-Level Grease Shutoff Valve

#### FEATURES:

- Prevents costly damage to fluid handling pump systems due to runaway situations
- Reduces unplanned downtime
- Ideal for industrial and garage applications
- High-flow design makes it ideal for almost any size pneumatic pump that incorporates a flexible follower plate
- A universal design allows it to easily be installed on pump systems in many different settings

# Pump Accessories

## Strainers



**380372-B1**

### Lubricant Strainers

Product #	Description	Inlet NPTF(f)	Outlet NPTF(f)	Element Product #	Element Porosity
380372-B1	Grease/Y Type	1/2"	1/2"	328628	138 micron
380372-A1	Oil/Y Type	1/2"	1/2"	384847	40 micron
339683	Waste Oil/Y Type	1"	1"	N/A	16 mesh



**326463-B1**

### Pump Tube Strainers

Product #	Use with Pump
326432	Heavy Duty
326463-A1	Old Style Single-Acting 9911/9950
326463-B1	9911/9950 Series, Standard Duty, 9979, 9940 Series

## Bung Adapters



**326750-B1**


### FEATURES AND BENEFITS:

- 2" NPTF male to fit standard container openings
- Constructed of cast iron

Product #	Tube Size	Use with Pump
326750	1-3/8"	RAM & Standard Duty
326750-B1	2"	Industrial/Material
326750-C1	1-1/2"	7216-B
326750-E1	1-5/8"	7537 Series

# Pump Accessories

## Pump Hoists



**7818-F5**

### **7818-F5**

#### Bridge Hoist

##### SPECIFICATIONS:

- Dimensions: 69-1/4" H (lowered) x 42-1/2" W x 27-3/16" D; 107" H (raised)
- Air inlet: 3/4" NPTF(f)
- Pressure: 200 psi maximum

##### FEATURES:

- Air operated, twin cylinder bridge hoist
- Controlled RAM pressure and equipment weight
- Integral control panel controls air applied to pump (on-off controls), to vacuum-break hose assemblies (on-off controls) and to hoist cylinders
- Three position (up-down-neutral) hoist air control
- Hoist base plate bolts to floor

##### INCLUDED ITEMS:

- Guide Rods
- Drum Retaining Mechanisms and Vacuum-Break
- Pump Air Hose Assemblies and Follower (327690)



**2741-4**

### **2741-4**

#### Single-Post Pump Hoist

##### SPECIFICATIONS:

- Height: 62-1/8" (lowered); 98-5/8" (raised)
- Air inlet: 1/4" NPTF(f)
- Pressure: 150 psi maximum

##### FEATURES:

- Accepts both bung and base mounted pumps
- Hoist and cover swing full 360°
- Cover automatically positions pump over center of drum during down travel and seals material from contamination
- Push/pull valve controls air to hoist


##### RECOMMENDED ACCESSORIES:

- Adapter Plate (322593): adapts cover assembly to bung mounted pumps

# Pump Accessories

## Pump Hoists

106

**2742-4**

### 2742-4

#### Single-Post Pump Hoist

##### SPECIFICATIONS:

- Height: 62-1/8" (lowered); 98-5/8" (raised)
- Air inlet: 1/4" NPTF(f)
- Pressure: 150 psi maximum

##### FEATURES:

- Air operated hoist for bung or base mounted pumps
- Base mounts to floor and hoist swings full 360°
- Hoist is raised with air pressure and lowered with equipment weight

##### RECOMMENDED ACCESSORIES:

- Vacuum-Break Hose Assembly may be attached to push/pull air valve that controls operation of hoist
- Follower Plate (324610) for Class III, IV and V materials (35 lb.)
- Follower Plate (327242) for Class III, IV and V materials (400 lb.)
- Adapter Kit (see pump)

**2743-4**

### 2743-4

#### Single-Post Pump Hoist

##### SPECIFICATIONS:

- Height: 62-1/8" (lowered); 98-5/8" (raised)
- Base: 11-1/2"
- Air inlet: 1/4" NPTF(f)
- Pressure: 150 psi maximum

##### FEATURES:

- Compatible with 7700 Series Pumps
- Air-operated hoist lifts and lowers pumps for fast and easy drum changes
- Hoist arm adjusts for different pump heights, swings a full 360° and can serve one or more pumps
- Push/pull air valve controls hoist

##### INCLUDED ITEMS:

- Hoist (322550-A4)
- Arm Assembly (324613)

**324880-B4**

### 324880-B4

#### Single-Post Pump Hoist

##### SPECIFICATIONS:

- Height: 42-1/2" (lowered); 69" (raised)

##### FEATURES:

- For use with models 8550-A1, 9950-A1 and 8540-A1 pump and cover assemblies
- Hoist has cast iron base that anchors to the floor



# Pump Accessories

## Pump Hose Assemblies

### Hose Assemblies for Manual Pumps

(Manual grease pump, foot-operated pump, high-volume bucket pump and multi-pressure bucket pump).  
Hose construction is single wire braid.

Product #	Coupling Thread Size	Hose ID	Max. Work Pressure	Hose Length
317853-5	1/8" NPTF(m) x 3/8" NPTF(m)	1/4"	4,400 psi	5'
317854-5F	3/8" NPTF(m) x 3/8" NPTF(f)	3/8"	3,200 psi	5-1/2'
317854-10	3/8" NPTF(m) x 3/8" NPTF(f)	3/8"	3,200 psi	10'
317854***	3/8" NPTF(f)	3/8"	3,200 psi	5-1/2', 10'
317875***	1/2"-27NS(f)	1/4"	8,000 psi	5-1/2', 7', 10', 14', 20', 25', 30', 40', 50', 70'

### Hose Assemblies for Manual Pumps

Use with all manual pumps, including high-pressure manual bucket pumps except 6713-4.


Product #	Use	Coupler	Hose	Hose Length	Swivel	Check Valve	Adapter
6615-G	Giant Button Head Fittings	304300	317854-5F	5-1/2'	51219	46405	N/A
6616-G	Standard Button Head Fittings	42030	317854-5F	5-1/2'	51219	46405	N/A
6617-G	Hydraulic Fittings	6304-C	317854-5F	5-1/2'	N/A	N/A	52940
6617-K	Hydraulic Fittings	6304-C	317854-10	10'	N/A	N/A	52940
322434	Hydraulic Fittings	308730-A	317853-5	5'	N/A	N/A	52940

## Wall Brackets


Product #	Use with Pump
325749*	9916-A1, 9918-A, 9968, 9970, 8568-A4
328190-B4**	7783 series, 7793 series
340195	8203, 8205, 8206, 8207
340196	8202
340447-I	8202-A
340448-I	8202



325749



340196



340195

## Split Manifolds

Product #	Use with Pump	Pump
340197	Mixing Manifold	For 1/2" pump 8202
340198	Mixing Manifold	For 1" pump 8203

### IMPORTANT INFORMATION

- \* Has a 2" NPTF Bung Mount
- \*\* Order Adapter Plate (322593) to mount pumps that have Bung Adapter
- \*\*\* Add "-#" to obtain product number. For example, 317875-10 indicates a 10-foot hose

# Fluid Monitoring and Inventory Management

## Introduction

Alemite meets your fluid monitoring and inventory management needs with its Accu-Guard® systems and its Bigview Tank Monitor. These systems offer a range of features that include fluid usage and reporting capabilities designed to provide you with a flexible and cost-effective solution for virtually any application.

### Accu-Guard®:

Each Accu-Guard® system is operated via keypad units that control fluid using solenoid valves installed at the fluid outlets. Meters send a digital signal to the keypad that correlates and measures the volume dispensed. The signal is relayed to the interface box, which converts it into valuable information that allows you to maintain active, up-to-date inventory levels. The system also allows you to extract custom reports at the touch of a button. Simultaneous dispensing of like fluids from the same keypad allows increased productivity in any environment.

### Accu-Guard® Systems:

- **Accu-Guard® PC** - This computer-based system provides versatility and efficiency by controlling up to 20 different grades of fluids that can be dispensed through up to 792 outlets.
- **Accu-Guard® Compact +** - This stand-alone, cost-effective system can monitor up to 8 different fluids simultaneously and dispense them to 8 outlets through the Compact + Controller. It features pin-code security and allows for easy expansion.

### Accu-Guard® System Components:

- **Keypad:** allows technician to enter dispensing requests. Keypad uses PIN to maintain system integrity and security.
- **Power Supply:** transforms 120 VAC into 24 VDC with an output of 8 amps. Manually operated via a key, the Power Supply is fitted with a self-resetting circuit breaker.
- **Printer:** provides a hard copy of data within the Controller. (Can be used with both Accu-Guard® systems.)
- **Digital Display:** shows the amount of fluid being dispensed in hundredths of a unit. The unit of measure is selected in the Controller. (Can be used with both Accu-Guard® systems.)
- **Pulse Meter:** measures the quantity of fluid dispensed with +/- 1% accuracy.
- **Air Solenoid Valve:** activates air pressure to the pump, allowing the system to be pressurized during dispensing only. (Use one per pump.)
- **Fluid Solenoid Valve:** allows dispensing of fluid at a designated location. Alemite Solenoids are piloted for rapid response time and low electricity consumption. (Use one per reel.)
- **Pressure-Relief Valve:** protects system components from an increase in pressure due to thermal expansion and pressure spikes.\*

### Bigview Tank Monitor

Alemite's Bigview Tank Monitor provides safe and accurate fluid level monitoring for multiple tanks. The system operates using a controller which connects to a series of probes. Each tank has one probe that relays fluid pressure data back to a computer via direct connect or a modem. The controller then converts the pressure data to the amount of fluid remaining in the tank. Users can view accurate, real-time tank-level information and warnings. System is password protected for security.

#### IMPORTANT INFORMATION

\*To maintain warranty, a pressure relief valve must be used at each pump.





# Fluid Monitoring and Inventory Management

## General Information

### Alemite Fluid Monitoring and Inventory Management Systems include:

Accu-Guard® PC.....	110
Accu-Guard® Compact +.....	111
Accu-Guard® Installation Accessories.....	112
Big View Tank Monitor.....	113

### Accu-Guard® System Comparison Chart

	Accu-Guard® PC	Accu-Guard® Compact+
Controller	Interface with PC & keypad	Unit is Controller
Keypads	Up to 99	Integrated in the Controller
# Fluids	Up to 20	Up to 8
# of outlets	Up to 792	Up to 8
Printer	Recommended	Recommended
Computer Interface	Yes	Yes*
Dispensing Measurement	Pints, Liters, Quarts, Gallons, Totalizes in Gallons & Liters	Pints, Liters, Quarts, Gallons, Totalizes in Gallons & Liters
Report Writing	Full Report	Limitations
Inventory Control	Yes	Yes
Low-Level Warning	Yes	Yes
Low-Level Shut-Down	Yes	Yes
Security (Pin Access)	Yes	Yes
System Prompts	Up to 4/l dispense	Up to 4/l dispense
Fluid Reorder Capability	Yes via Fax	No
Pressure-Relief Valve	Required	Required
Simultaneous Dispensing	Yes	Yes

#### IMPORTANT INFORMATION

\* For system configuration only

# Fluid Monitoring and Inventory Management

## Accu-Guard® PC



**339000-PC**

### FEATURES:

- Windows-based system (system requires PC for operation but does not require a dedicated PC)
- System operates on 110V power supply that plugs into normal in-house outlets
- Provides versatility through control of up to 20 different fluids that can be dispensed through up to 792 outlets
- Up to 99 key inputs with simultaneous dispensing of a product from same keypad
- Can be used with the majority of oils, ATF petroleum-based hydraulic fluids and other select fluids
- Full alphanumeric keypad offers specified entry options, including: job number, registration number, vehicle ID or fleet numbers, numeric PIN entry for operator validation, warning printout on invalid use provides security at each of the keypads, keypad can hold up to 1,000 transactions
- System is easily programmed to dispense in pints, quarts, gallons or liters
- System measures totals in gallons or liters
- System controls tank quantities and reorder levels to provide accurate inventory management
- Automatically sends a fax to alert fluid supplier that inventory is low
- Customized reports can be prompted to automatically fax
- Oil waste tank status alerts user when tank is full



**339001-1**

### **339000-PC**

#### PC Software

(Suitable for up to 99 keypads) Input 24VDC, output to all interfaces, 3.5 lb., 6.32"W x 9.44"H x 3.56"D

### **339001-1**

#### Keypad

(Up to 6 outlets) Input 24VDC, output to all stations, 3.5 lb., 6.32"W x 9.44"H x 3.56"D



# Fluid Monitoring and Inventory Management

## Accu-Guard® Compact+



**339000-B**

### FEATURES:

- PIN code security and touch-key option
- Controls up to 8 fluids or 8 outlets simultaneously
- Displays tank volumes and re-order level warnings
- Tank shutdown level control and alarm connection
- Free-flow metering or preset quantity metering options
- May be set up for use as industrial batching system
- Large digital display option
- System is easily programmed to dispense in pints, quarts, gallons or liters
- Stand-alone system or PC configuration option through programming lead
- 1,000-transaction storage capacity and option for download to a printer (339004-1)
- Up to four manager-specified custom input prompts
- System can be used with or without printer

### **339000-B**

Master/Keypad Controller

Input 24 VDC, 0.20 amps, 3.5 lb., 6.32"W x 9.5"H x 3.56"D

### **339002**

Digital Display

(One per keypad) 24 VDC, 0.11 amps, 3.5 lb., 6.32"W x 9.5"H x 3.56"D

# Fluid Monitoring and Inventory Management

## Required Installation Accessories

### 339005

#### Pulse Meter (Oil)

(One per reel) inlet/outlet, 1/2" NPTF(f), volume .25 to 9 GPM, max operating pressure 1,500 psi, 1.4 lb.



### 339006

#### Air Solenoid Valve

(One per fluid pump) 0.12 amps, inlet/outlet 1/2" NPTF(f), operating pressure-min 30 psi, max 150 psi, 4 lb.



\*Required for Accuguard® PC & Accuguard® Compact+

### 340080

#### Pulse Meter (Antifreeze and Coolant)

(One per reel) inlet/outlet, 1/2" NPTF(f), volume 1 to 6 GPM, max operating pressure 1,500 psi, 1.4 lb.

### 338315

#### Fluid Solenoid Valve

(One per reel) 0.6 amps, inlet/outlet 1/2" NPTF(f), max operating pressure 3,000 psi, max flow rate 6 GPM, 1 lb., manual override and screen



### 339003-1

#### Power Supply

24VDC, 7.6 lb., 6.84"W x 8.66"H x 3.38"D

### 339277-1

#### Pressure-Relief Valve

(900 psi max) one per pump

### 339277-2

#### Pressure-Relief Valve

(1,400 psi max) one per pump



## Recommended Installation Accessories

### 339004-1

#### Printer



### 340376

Printer Adapter Cable (must purchase with printer) 30' cable length

### 339012 / 339013

Configuration Wizard and Cable / Cable Only 6.5 ft. long

### 339002

#### Digital Display

(One per output when simultaneous use) 24VDC, 3.5 lb., 9.44"W x 6.31"H x 3.56"D  
(One per Compact + or PC if no simultaneous use)

### 339318

Station Ready Lamp  
24VDC Power

### 339007

Junction Box

### 339008

Terminal Strips

### CD-2860R

#### Posiflex Scanner

Allows barcode scanning (not sold by Alemite)

### 340375

#### Scanner Adapter Cable

Extra cable length for the scanner to the Compact + 25' cable length

### 339276

Pressure-Relief Valve  
Installation Kit

Includes 3 ft. connecting hose and 2 tee reducing branches (as needed)

### 339010

Quad-Cable  
Strain-Relief  
Connector  
(as needed)

#### IMPORTANT INFORMATION


NOTE: To maintain warranty, a pressure relief valve must be used at each pump.



# Fluid Monitoring and Inventory Management

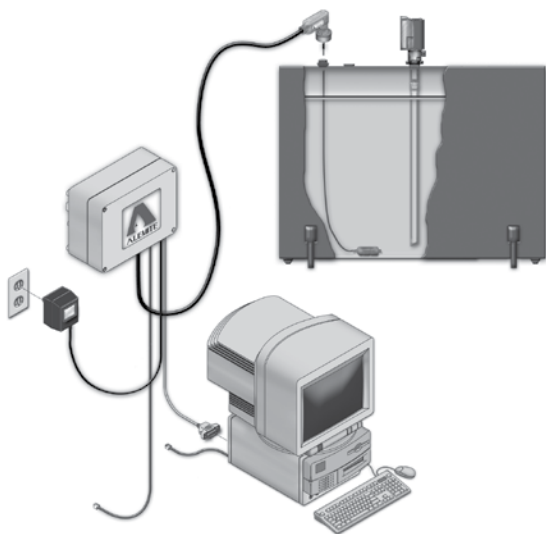
## Bigview Tank Monitor

Alemite's new Bigview Tank Monitor provides safe and accurate fluid level monitoring for multiple tanks. The system operates using a controller which connects to a series of probes. Each tank has one probe that relays information back to a computer via direct connect or a modem. Users can then view tank-level information, including warnings, directly or remotely.



### FEATURES:

- Monitor up to 16 tanks per controller per station. Tanks may be monitored across multiple stations using additional controllers
- System is password-protected for security
- System sends warning to computer if tank levels are too high or too low
- Probes are compatible with non-flammable, petroleum-based fluids, synthetic oils, and antifreeze
- Logging feature allows the system to save all communication sequences to the hard drive
- User can view summary data for each tank
- Software compatible with PC system on Windows (98, 2000 or XP Professional)



Product #	Description
340074-A	Controller - 8 Channel*
340074-B	Controller - 16 Channel*
340075-5	Probe - 5 ft. (1.5 m) Max. Tank Height
340075-15	Probe - 15 ft. (4.6 m) Max. Tank Height
340075-25	Probe - 25 ft. (7.6 m) Max. Tank Height

### IMPORTANT INFORMATION

\* Includes 9Vdc transformer, RS232 Serial Cable, and CD-ROM

# Used Fluid Handling Equipment

## Introduction

With a wide variety of used fluid handling equipment, Alemite continues to meet the growing needs of our customers. This full line ensures the user will be able to manage used product for virtually any application. Constructed using only the highest-grade materials, each piece of equipment can be combined to make up cost-effective systems ideal for safe and effective storage of used product until the time of disposal.

Utilizing innovative designs, these systems quickly and safely remove and dispense fluids without the need for a separate pumping system. Alemite Used Fluid Handling Equipment meets the requirements for the automotive market as well as many industrial applications.

### Alemite Used Fluid Handling Equipment includes:

Drains.....	115
Drain Suction Hoses .....	117
See Also:	
Used Fluid Handling Equipment Accessories.....	118



# Used Fluid Handling Equipment

## Drains

Alemite Drains are designed to safely capture used product and transfer the fluid to storage containers in an efficient and reliable manner.



Drum Not Included

### 8586

#### Portable Drain

This waste fluid drain mounts directly to a 16-gallon drum (338550 not included). Drain consists of cover-mounted drain with telescoping tube and sturdy steel dolly. Cover has built-in 3/4" cam lock adapter and suction tube for evacuation. The suction tube includes screen to prevent large particles from clogging pump. Float gauge indicates when drum is full.

#### REQUIRED ACCESSORIES:

- 16-Gallon Drum (338550) p. 119



### 8586-A

#### Portable Drain with Drum

This waste fluid drain mounts directly to a 16-gallon drum. Drain consists of cover-mounted drain with telescoping tube and sturdy steel dolly. Cover has built-in 3/4" cam lock adapter and suction tube for evacuation. The suction tube includes screen to prevent large particles from clogging pump. Float gauge indicates when drum is full.

#### INCLUDED ITEMS:

- 16-Gallon Drum (340002)



### 8587-1

#### Pressurized Portable Drain

The pressurized portable drain is mounted to a 24-gallon wheel-mounted tank. Features a 23" swivel-mounted bowl and built-in evacuation hose. Built-in gauge indicates when the tank is full.

#### RECOMMENDED ACCESSORIES:

- Regulator (7604-B) p. 165

#### WARNING

Not for use with flammable or caustic fluids

# Used Fluid Handling Equipment

## Drains



### 8588

#### Portable Oil Extractor

This extractor provides a safe, economical means of emptying fluids from engine crankcases with the use of air pressure. It features a large 24-gallon tank to reduce trips to waste container. Extractor includes six suction wands with convenient storage caddy and pressure-relief valve to prevent over pressurization.

#### RECOMMENDED ACCESSORIES:

- Regulator (7604-B) p. 165

#### WARNING

Not for use with flammable or caustic fluids



### 8589/8589-A

#### Pressurized Oil Dispenser

This oil dispenser safely and conveniently delivers oils to engine crankcases, transmissions and differentials from a 17-gallon tank. Dispenser is equipped with a 79" clear dispensing hose with valve, air pressure gauge, pressure-relief valve and fluid level gauge.

#### RECOMMENDED ACCESSORIES:

- Regulator (7604-B) p. 165

#### INCLUDED ITEMS:

- 8589-A includes meter

#### WARNING

Not for use with flammable or caustic fluids



### 7682-4

#### Portable Pedestal Drain

Lightweight, easily moved pedestal drain with large removable bowl for quick transfer from bowl to storage tank. Bowl holds 4 gallons of used fluid. Adapter allows easy draining. Bowl outlet has oil-impervious neoprene seal and hinged splash plate held in position by friction lock. Telescoping stand includes locking device.

#### FEATURES:

- Max. Height: Raised – 72"; Lowered – 48-1/2"

#### REQUIRED ACCESSORIES:


- Drain Adapter (320310)





# Used Fluid Handling Equipment

## Drains



### 7140

#### Rolling Drain

Designed for vehicle lubrication operations, these rolling drains are constructed of welded, 11-gauge steel. Drain rolls on 2" channel track (not included). Painted safety yellow.

#### FEATURES:

- 3" diameter wheels adjust to fit service pit width from 36-1/2" to 42"
- Capacity: 48 gallons
- Dimensions: 32.62"W x 32.62"L x 12"H

#### INCLUDED ITEMS:

- 2" Ball Valve
- 2" Male Cam Lock Fitting
- 2" Male Cam Lock Dust Cover



### 7141

#### Rolling Drain

Designed for vehicle lubrication operations, these rolling drains are constructed of welded, 11-gauge steel. Drain rolls on 2" channel track (not included). Painted safety yellow.

#### FEATURES:

- 3" diameter wheels adjust to fit service pit width from 31-1/2" to 37"
- Capacity: 40 gallons
- Dimensions: 27.62"W x 32.62"L x 12"H

#### INCLUDED ITEMS:

- 2" Ball Valve
- 2" Male Cam Lock Fitting
- 2" Male Cam Lock Dust Cover

## Drain Suction Hoses

Product #	Description	Coupling Size & Thread	Hose ID	Hose Construction	Hose Length	Weight
338814-10	10' Suction Hose	3/8" NPTF(m) x 1/2" NPTF(m)	1/2"	PVC with wire	10'	1.8 lb.
338814-15	15' Suction Hose	3/8" NPTF(m) x 1/2" NPTF(m)	1/2"	PVC with wire	15'	1.8 lb.
317849-6	6' Suction Hose	3/4" NPTF(m) x 3/4" NPTF(m)	3/4"	PVC with wire	6'	3.7 lb.
317849-15	15' Suction Hose	3/4" NPTF(m) x 3/4" NPTF(m)	3/4"	PVC with wire	15'	3.7 lb.
317898-5	5' Suction Hose	3/4" NPTF(m) x 1" NPTF(m)	3/4"	4-spiral rayon	5'	2.2 lb.
340367-2	2' Suction Hose	1" NPTF(m) x 1" NPTF(m)	1"	Poly Spring	2'	3 lb.
340367-6	6' Suction Hose	1" NPTF(m) x 1" NPTF(m)	1"	Poly Spring	6'	4 lb.
340367-10	10' Suction Hose	1" NPTF(m) x 1" NPTF(m)	1"	Poly Spring	10'	4.2 lb.
340367-15	15' Suction Hose	1" NPTF(m) x 1" NPTF(m)	1"	Poly Spring	15'	4.5 lb.

### WARNING

Hoses are for suction use only.

# Used Fluid Handling Equipment Accessories

## Used Fluid Handling Equipment Accessories

### Used Fluid Handling Equipment Accessories include:

Used Fluid Handling Equipment Accessories.....	119
Evacuation Valve .....	120
Strainers.....	120



# Used Fluid Handling Equipment Accessories

## Used Fluid Handling Equipment Accessories

### 338550

#### Waste Oil Drum

16-gallon drum has 2" NPTF opening on top and side of container to allow convenient use of adapter kit (338555).

#### RECOMMENDED ACCESSORIES:

- Bushing [2" NPTF(m) x 3/4" NPT(f)] (338552) p. 35

### 338555

#### Drum Adapter Kit

Used to adapt bottom drain drums for use with oil evacuation pumps. Used with hose kit (338554).

#### INCLUDED ITEMS:

- Bushing
- 3/4" Ball Valve
- Elbow
- Cam Lock Adapter

#### RECOMMENDED ACCESSORIES:

- Drum with 3/4" NPTF(f) or 1" pipe thread at bottom to accept adapter kit



**340078**

### 338556

#### Evacuation Valve

This dual valve provides simultaneous control of the air line to the oil evacuation pump and the suction line from the pump with one valve handle. The inlet and outlet of both valves is 1/2" NPTF(f) pipe thread.

### 338558

#### Suction Tube

Used to evacuate rolling pit drains. Tube includes a connector for attaching to the evacuation hose (338814-15) used with the suction wand kit (338557). A built-in strainer prevents large particles from entering the evacuation pump.

### 340078

#### Tank Sentry

This valve is used to prevent used oil spills caused by overfilling storage tanks. It is used in conjunction with a used oil evacuation pump. Operating air to the evacuation pump passes through the valve. When the storage tank is full, a float on the valve rises and the air supply to the pump is cut off.

### 338557

#### Suction Wand Kit

Evacuation hose has a 1/2" NPTF(m) pipe thread end for connecting to the evacuation valve (338556).

#### INCLUDED ITEMS:

- 15' Evacuation Hose (338814-15) with a Quick-Disconnect Coupling (338571)
- Four 15" Flexible Wands [3/16" (338573-3); 1/4" (338573-4); 3/8" (338573-6); 1/2" (338573-8)]

# Used Fluid Handling Equipment Accessories

## Used Fluid Handling Equipment Accessories

Product #	Description	Used for Drain		Weight
6619-A	10' Drain hose	7140, 7141	Highly Recommended	N/A
320310	2" Thread drain adapter	7682-4	Highly Recommended	N/A
338554	Evacuation hose kit with 3/4" x 6' hose and ball valve cam lock	8586, 8586-A	Optional	N/A
338577	1/2" NPT strainer	Any	Optional	.3 lb.
338685	3/4" NPT strainer	Any	Optional	.2 lb.
339683	1" NPT in-line strainer	Any	Optional	N/A

## Evacuation Valve

The 4-way Evacuation Valve is used for extraction and discharge of waste oil fluid, hydraulic, gear and engine oil and ATF.

Product #	Connection	Size	Pressure	Weight
340289-1	1" NPT	5.5" x 5.5" x 4.6"	200 psi	6.6 lb./3 kg.
340289-2	1.5" NPT	5.5" x 5.5" x 4.6"	200 psi	6.6 lb./3 kg.
340289-3	2" NPT	6" x 6" x 4.6"	200 psi	7.8 lb./3.5 kg.



**340289-1**

## Strainers

Strainers connect to pipe or hose to prevent foreign material from entering pump.

Product #	Size
338577	1/2" NPT(f)
338685	3/4" NPT(f)
339683	1" NPT(f)



# Reels

## Introduction

Alemite Reels are often considered the standard in the lubrication industry. Designed with the user in mind, our reels are continually tested and evaluated to ensure our customers are getting a reel they can count on. Alemite Reels are constructed using high-grade materials and assembled with utmost attention to quality.

Highly engineered to perform better, Alemite Reels are safer to maintain and operate. Our full line of reels meets the requirements of the most demanding industries. Used for a wide range of applications, Alemite Reels put lubricants and fluids within easy reach.

### Alemite Reels Include:

- Heavy Duty Reels
- Severe Duty Reels
- Narrow Double Post Reels
- Twin Hose Reels
- High-Capacity Reels
- Shielded Reels (Enclosed)
- Oxygen/Acetylene Reels
- Heavy Duty Electric Cord Reels
- Standard Duty Electric Cord Reels
- Compact Air/Water Reels
- Stainless Steel Reels
- Hand Crank Reels
- Standard Duty Light Reels
- Corrosion-Resistant Reels

For convenience, reel packages (which include hoses and accessories) have been categorized under one product number. Bare reels, hoses and accessories can be ordered separately.

### Hose Selection:

To select the proper hose or hose assembly, determine the following items:

- End fitting size and thread
- Inside diameter
- Hose length
- Construction materials
- Working pressure
- Burst pressure

### Choose from the different hose types available:

- High-pressure coupled grease hose
- Medium-pressure coupled fluid hose
- Fuel hose
- Air/Water coupled hose
- Recoil air hose assemblies
- Welding hose

#### IMPORTANT INFORMATION

NOTE: Selecting a hose with the appropriate pressure rating is critical when using hoses with air-powered equipment where rapid pressure increases can occur. For ceiling or stand-mounted hose reels, reel should not be installed at heights greater than 18' from the floor to provide optimal operation.

# Reels

## General Information

### Alemite Reels include:

Heavy Duty.....	123
Severe Duty.....	125
Narrow Double Post.....	127
High Capacity.....	128
Shielded.....	130
Oxygen/Acetylene.....	131
Heavy Duty Electric Cord.....	132
Standard Duty Light & Electric Cord.....	133
Compact Air/Water Reel.....	133
Stainless Steel.....	134
Hand Crank.....	135
Corrosion Resistant.....	136
See Also:	
Reels Accessories.....	137



# Reels

## Heavy Duty Reels

Alemite Heavy-Duty Reels offer the durability and reliability to meet the demands of today's tough working conditions. These high-quality reels are ideal for virtually any application.



**8078 series**

#### FEATURES:

- Ratchet prevents lockup when hose is fully extended, eliminating the need to manually release the pawl at the reel
- Swivel and reel ball bearings reduce torque load on power spring for smooth retraction and durability
- Sealed bearings prevent contamination and minimize maintenance
- Factory lubricated one-piece power spring cassette makes installation safer and maintenance easier
- Heavy metal arbor design withstands extreme stress and eliminates breakage
- Five-position guide arm provides versatile floor, wall and ceiling mounting and allows hose to release at optimum position

#### INCLUDED ITEMS:

- Hose Reel
- Hose
- Hose Stop
- Union
- Connecting Hose

Components may be purchased separately.

**Compatibility:** Water, air, oil, grease

**Pressure Configuration:** High, medium, low

**Mounting:** Wall, ceiling, floor, bench top, tank

### Air/Water Reels

Product #	Max Pressure	Bare Reel	Delivery Hose Spec.	Air Coupler	Air Adapter	Connecting Hose	Weight	Connecting Hose Inlet	Delivery Hose Outlet
8078-E	200 psi	7336-B	3/8" x 30' (317803-30)	328030	328034	317811-2	51 lb.	1/2" NPTF(m)	1/4" NPTF(m)
8078-F	200 psi	7336-B	3/8" x 50' (317803-50)	328030	328034	317811-2	53 lb.	1/2" NPTF(m)	1/4" NPTF(m)
8078-M	200 psi	7336-B	1/2" x 50' (317811-50)	328031	328033	317811-2	61 lb.	1/2" NPTF(m)	1/2" NPTF(m)

# Reels

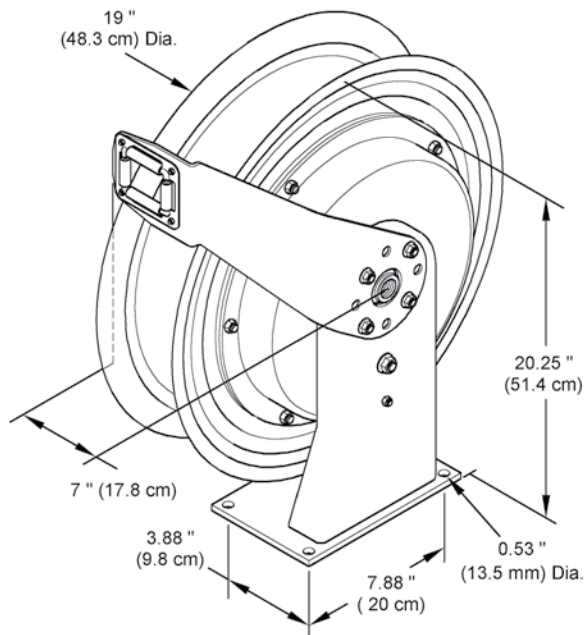
## Heavy-Duty Reels

### Oil Reels

Product #	Pressure	Bare Reel	Delivery Hose Spec.	Weight	Connecting Hose Inlet	Delivery Hose Outlet
8078-C	1,500 psi	7335-B	1/2" x 30' (317813-30)	56 lb.	1/2" NPTF(m)	1/2" NPTF(m)
8078-D	1,500 psi	7335-B	1/2" x 50' (317813-50)	58 lb.	1/2" NPTF(m)	1/2" NPTF(m)

### Grease Reels

Product #	Max Pressure	Bare Reel	Delivery Hose Spec.	Weight	Connecting Hose Inlet	Delivery Hose Outlet
8078-A*	6,400 psi	7334-B	1/4" x 30' (317874-30)	56 lb.	3/8" NPTF(m)	1/4" NPTF(f)
8078-B*	6,400 psi	7334-B	1/4" x 50' (317874-50)	59 lb.	3/8" NPTF(m)	1/4" NPTF(f)
8078-T	6,400 psi	7334-B	3/8" x 50' (317870-50)	63 lb.	3/8" NPTF(m)	3/8" NPTF(f)



#### IMPORTANT INFORMATION

\* "Z" swivel must be ordered separately





# Reels

## Severe-Duty Reels

Alemite Severe-Duty Reels provide the strength and durability you need when working in extreme conditions. These reels include all the advantages of our heavy-duty reels, plus a few more to ensure reliability under the most rigorous uses.



**8078 series**

### FEATURES:

- Ratchet prevents lockup when hose is fully extended, eliminating the need to manually release the pawl at the reel
- Swivel and reel ball bearings reduce torque load on power spring for smooth retraction and durability
- Factory lubricated one-piece power spring cassette makes installation safer and maintenance easier
- Removable rollers provide easy cleaning and service
- Heavy metal arbor design withstands extreme stress and eliminates breakage
- Heavy-duty 1/4" base is thicker and fully welded to ensure off-road stability
- Five-position guide arm provides versatile floor, wall and ceiling mounting and allows hose to release at optimum position
- Narrow design allows for maximum use of available space
- Weather-resistant gaskets and O-rings protect internal components from corrosion

### INCLUDED ITEMS:

- Hose Reel
- Hose
- Hose Stop
- Union
- Connecting Hose

Components may be purchased separately.

**Compatibility:** Water, air, oil, grease, fuel

**Pressure Configuration:** High, medium, low

**Mounting:** Wall, ceiling, floor, bench top, tank

125

### Air/Water Reels

Product #	Max Pressure	Bare Reel	Delivery Hose Spec.	Air Coupler	Air Adapter	Connecting Hose	Weight	Connecting Hose Inlet	Delivery Hose Outlet
8078-R	200 psi	7336-C	3/8" x 30' (317803-30)	328030	328034	317811-2	53 lb.	1/2" NPTF(m)	1/4" NPTF(m)
8078-J	200 psi	7336-C	3/8" x 50' (317803-50)	328030	328034	317811-2	55 lb.	1/2" NPTF(m)	1/4" NPTF(m)

### Fuel Reel

Product #	Pressure	Bare Reel	Delivery Hose Spec.	Connecting Hose	Weight	Connecting Hose Inlet	Delivery Hose Outlet
8078-K	300 psi	7337-C	3/4" x 30' (317868-30)	317868-2	71 lb.	3/4" NPTF(m)	3/4" NPTF(m)

### Twin Hose Reel

Product #	Pressure	Bare Reel	Delivery Hose Spec.	Connecting Hose	Weight	Connecting Hose Inlet	Delivery Hose Outlet
8078-S	3000 psi	7339	3/8" x 30' (340326-30)	317882-2	67 lb.	3/8" NPSM(f)	3/8" NPTF(m)

# Reels

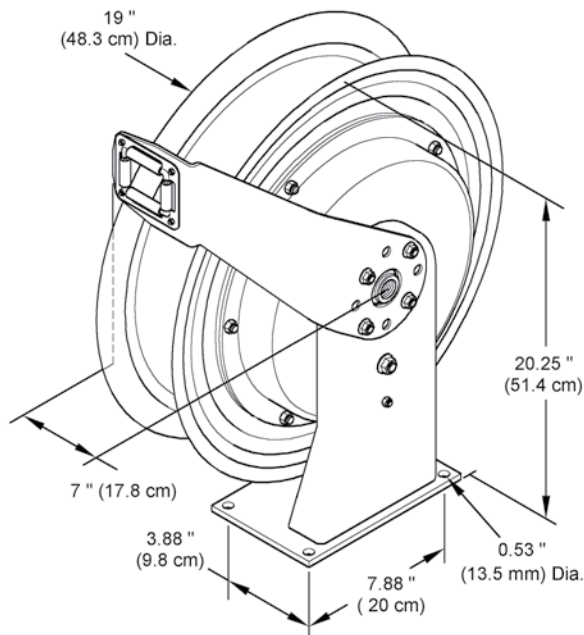
## Severe Duty Reels

### Oil Reels

Product #	Pressure	Bare Reel	Delivery Hose Spec.	Connecting Hose	Weight	Connecting Hose Inlet	Delivery Hose Outlet
8078-P	1,500 psi	7335-C	1/2" x 30' (317813-30)	317813-2	58 lb.	1/2" NPTF(m)	1/2" NPTF(m)
8078-H	1,500 psi	7335-C	1/2" x 50' (317813-50)	317813-2	60 lb.	1/2" NPTF(m)	1/2" NPTF(m)

### Grease Reels

Product #	Pressure	Bare Reel	Delivery Hose Spec.	Connecting Hose	Weight	Connecting Hose Inlet	Delivery Hose Outlet
8078-N	6,000 psi	7334-C	1/4" x 30' (317874-30)	317876-2	58 lb.	3/8" NPTF(m)	1/4" NPTF(f)
8078-G	6,000 psi	7334-C	1/4" x 50' (317874-50)	317876-2	61 lb.	3/8" NPTF(m)	1/4" NPTF(f)



#### IMPORTANT INFORMATION


NOTE: "Z" Swivel must be ordered separately for Grease Reels



# Reels

## Narrow Double Post Reel

Alemite's dual arm hose reels are engineered for optimal durability and reliability, ensuring they will withstand the toughest outdoor applications. The dual arm design provides additional strength and stability in harsh off-road environments. The base features a narrow, space-saving footprint and slots to ensure easy mounting.



**8081 series**

### FEATURES:

- Narrow base (8.5" wide) with slot mounting holes for easy installation
- Ratchet prevents lockup when hose is fully extended, eliminating the need to manually release the pawl at the reel
- Factory lubricated sealed one-piece power spring cassette makes installation safer and maintenance easier
- Removable rollers provide easy cleaning and service
- Heavy metal arbor design withstands extreme stress
- Five-position guide arm provides versatile floor, wall and ceiling mounting and allows hose to release at optimum position
- The ratchet pawl cartridge allows for fast serviceability

**Compatibility:** Water, air, oil, grease, diesel fuel, hydraulic fluid

**Mounting:** Wall, ceiling, floor, bench top, tank

**Applications:** Municipalities, service trucks, mining, golf courses, automotive service centers, fleet and aircraft maintenance facilities

Product #	Description	Bare Reel	Delivery Hose Spec.	Reel Inlet	Delivery Hose Outlet	Hose Stop	Pressure
8081-A	1/4" x 30' High Pressure Hose Reel Assembly	7370	317874-30	3/8" NPSM(m)	1/4" NPTF(f)	337437	6,500 psi
8081-B	1/4" x 50' High Pressure Hose Reel Assembly	7370	317874-50	3/8" NPSM(m)	1/4" NPTF(f)	337437	6,500 psi
8081-C	1/2" x 40' Medium Pressure Hose Reel Assembly	7371	317813-40	1/2" NPSM(m)	1/2" NPTF(m)	337437	1,800 psi
8081-D	1/2" x 50' Medium Pressure Hose Reel Assembly	7371	317813-50	1/2" NPSM(m)	1/2" NPTF(m)	337437	1,800 psi
8081-E	3/8" x 40' Low Pressure Hose Reel Assembly	7372	317803-40	1/2" NPSM(m)	1/4" NPFT(m)	337437	200 psi
8081-F	3/8" x 50' Low Pressure Hose Reel Assembly	7372	317803-50	1/2" NPSM(m)	1/4" NPTF(m)	337437	200 psi
8081-G	1/2" x 50' Low Pressure Hose Reel Assembly	7371	317811-50	1/2" NPSM(m)	1/2" NPTF(m)	337437	200 psi
8081-H	3/8" x 30' High Pressure Hose Reel Assembly (Twin Hose)	7374	340326-30	3/8" NPSM(m) (both inlets)	3/8" NPTF(m)	339389-3	3,000 psi
8081-J	3/8" x 50' High Pressure Hose Reel Assembly	7370	317870-50	3/8" NPTF(m)	1/4" NPTF(f)	337437	4,000 psi
8081-K	3/4" x 30' Low Pressure Fuel Reel Assembly	7373	317868-30	3/4" NPSM(m)	3/4" NPTF(m)	339389	200 psi

# Reels

## High-Capacity Reels

Alemite High-Capacity Reels offer high-volume delivery in the most severe outdoor conditions. These high-capacity reels are corrosion resistant and extremely reliable.



**8080-B**

### FEATURES:

- Sealed spring cassette protects the power spring from corrosion caused by water and dirt
- Sealed rollers eliminate contamination that can bind the hose guide rollers
- Superior bearing performance reduces torque load on power spring for smooth retraction and durability
- Outlet port swivel nut makes installing the delivery hose quick and easy
- Adjustable arm allows for mounting on a floor, ceiling or wall
- Narrow width allows for more reels to be mounted along a truck bed
- Double arm provides extra support for a larger hose during use. Four-corner bolt hole pattern on outside of base provides extra stability
- High-volume capacity flow passage reduces fill rate time and improves efficiency
- Capable of handling up to 100' of 1/2" diameter hose or up to 50' of 1" diameter hose
- Lifetime warranty on hose guide assembly

### INCLUDED ITEMS:

- Reel
- Delivery Hose
- Hose Stop

**Compatibility:** Water, air, oil, fuel

**Pressure Configuration:** High, medium, low

**Mounting:** Floor, wall, ceiling, truck bed

### Air/Water Reels

Product #	Pressure	Bare Reel	Delivery Hose Spec.	Weight	Reel Inlet	Delivery Hose Outlet
8080-C	300 psi	7341	1/2" x 80' (317811-80)	115 lb.	1/2" NPTF(f)	1/2" NPTF(m)
8080-D	300 psi	7341	1/2" x 100' (317811-100)	125 lb.	1/2" NPTF(f)	1/2" NPTF(m)

### Oil Reels

Product #	Pressure	Bare Reel	Delivery Hose Spec.	Weight	Reel Inlet	Delivery Hose Outlet
8080-B	1,500 psi	7341	1/2" x 80' (317813-80)	125 lb.	1/2" NPTF(f)	1/2" NPTF(m)
8080-H	1,500 psi	7341	1/2" x 100' (317813-100)	154 lb.	1/2" NPTF(f)	1/2" NPTF(m)



# Reels

## High-Capacity Reels

### Grease Reel

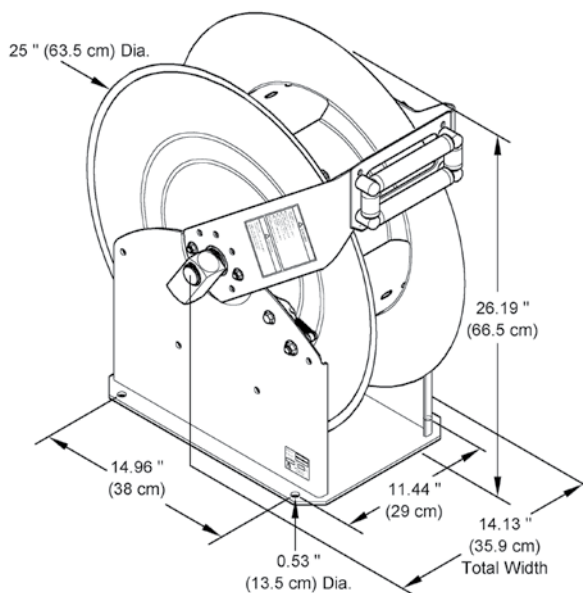
Product #	Pressure	Bare Reel	Delivery Hose Spec.	Weight	Reel Inlet	Delivery Hose Outlet
8080-A*	6,000 psi	7340	3/8" x 80' (317870-80)	120 lb.	3/8" NPTF(m)	1/4" NPTF(f)

### Fuel Reels

Product #	Pressure	Bare Reel	Delivery Hose Spec.	Weight	Reel Inlet	Delivery Hose Outlet
8080-E	1,000 psi	7342	3/4" x 50' (317868-50)	145 lb.	1" NPTF(f)	3/4" NPTF(f)
8080-F	1,000 psi	7342	3/4" x 70' (317868-70)	155 lb.	1" NPTF(f)	3/4" NPTF(f)
8080-G	1,000 psi	7342	1" x 50' (317869-50)	165 lb.	1" NPTF(f)	1" NPTF(f)
8080-J	150 psi	7342	1" x 50' (339634-50)	165 lb.	1" NPTF(f)	1" NPTF(f)

### Twin Hose Reels

Product #	Pressure	Bare Reel	Delivery Hose Spec.	Weight	Connecting Hose Inlet	Delivery Hose Outlet
8080-K	3,000 psi	7343	3/8" x 80' (340326-80)	165 lb.	3/8" NPSM(f)	3/8" NPSM(m)
8080-L	3,000 psi	7344	1/2" x 80' (340328-80)	180 lb.	1/2" NPSM(f)	1/2" NPTF(m)



#### IMPORTANT INFORMATION

\* "Z" swivel must be ordered separately

# Reels

## Shielded Reels

Alemite Shielded Reels are ideal for when your workplace is in view of customers and a clean appearance is expected. These reels offer looks and performance to meet the needs of your shop. Placed together in a bank, Alemite Shielded Reels feature a track system for easy installation.



8079-A

### FEATURES:

- Side panels are constructed of ABS Polymer for impact and stain resistance
- Attractive casing offers enhanced eye appeal
- Track system makes installation of reels quick and easy
- Roller guides are attached to the hose reel for convenient servicing

**Compatibility:** Water, air, oil, grease

**Pressure Configuration:** High, medium, low

**Mounting:** Ceiling

Product #	Description	Pressure	Bare Reel	Delivery Hose Spec.	Connecting Hose	Weight	Connecting Hose Inlet	Delivery Hose Outlet
8079-A*	Grease Hose Reel	6,000 psi	7334-D	1/4" x 30' (317874-30)	317876-2	73 lb.	3/8"(m)	1/4"(f)
8079-B*	Grease Hose Reel	6,000 psi	7334-D	1/4" x 50' (317874-50)	317876-2	76 lb.	3/8"(m)	1/4"(f)
8079-C	Oil Hose Reel	1,500 psi	7335-D	1/2" x 30' (317813-30)	317813-2	73 lb.	1/2"(m)	1/2"(m)
8079-D	Oil Hose Reel	1,500 psi	7335-D	1/2" x 50' (317813-50)	317813-2	75 lb.	1/2"(m)	1/2"(m)
8079-E	Air/Water Hose Reel	300 psi	7336-D	3/8" x 30' (317803-30)	317811-2	68 lb.	1/2"(m)	1/4"(m)
8079-F	Air/Water Hose Reel	300 psi	7336-D	3/8" x 50' (317803-50)	317811-2	70 lb.	1/2"(m)	1/4"(m)

## Cabinets

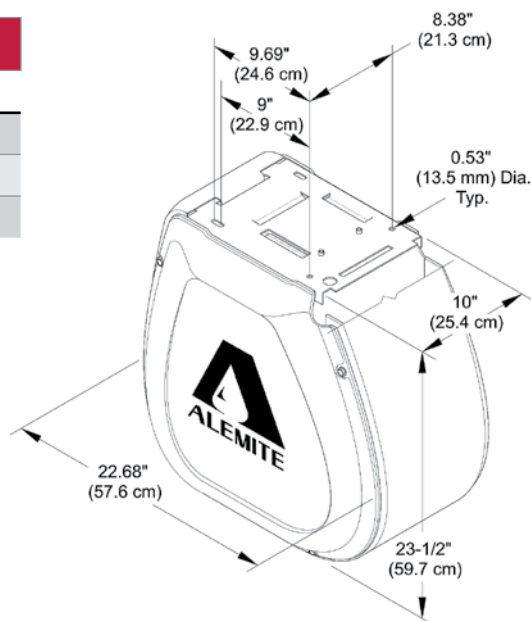
Product #	Description	Weight
7331	Cabinet kit for one cabinet hose reel	10.5 lb.
339371	End panels for one bank of cabinet hose reels	5.4 lb.
339368	Strut for single reel installation	N/A



7331



339371



### IMPORTANT INFORMATION

\* Order Swivel separately

**NOTE:** When ordering shielded reels, the cabinets and panels must be ordered separately as shown in the Cabinets table above. Order a separate cabinet for each reel. The reel product number only includes the reel and hose specified. It does not include the cabinets or panels.



# Reels

## Oxygen/Acetylene Reels

Alemite Oxygen/Acetylene Reels are engineered with safety and ease of maintenance in mind. These high-quality reels are designed to safely handle volatile elements and improve your welding or cutting operation by eliminating the hazards of loose hose.



### FEATURES:

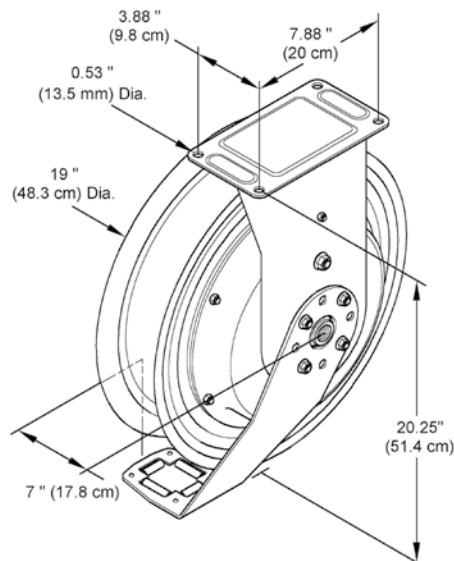
- Ratchet prevents lockup when hose is fully extended, eliminating the need to manually release the pawl at the reel
- Swivel and reel ball bearings reduce torque load on power spring for smooth retraction and durability
- Sealed bearings to prevent contamination and minimize maintenance
- Heavy metal arbor design withstands extreme stress and eliminates breakage
- Five-position guide arm allows floor, wall or ceiling mounting and enables hose to release at optimum position
- Factory-lubricated one-piece power spring cassette makes installation safer and maintenance easier
- UL listed

**Compatibility:** Oxygen/Acetylene only

**Pressure Configuration:** Low

**Mounting:** Floor, wall, ceiling, truck bed, workbench

Product #	Description	Bare Reel	Delivery Hose Spec.	Weight	Oxy & Ace Inlets	Delivery Hose Connections
8071-A	200 psi Heavy-Duty Oxy/Ace Hose Reel	7338-B	1/4" x 30' (339539-30)	54 lb.	1/4" NPTF(f)	9/16-18"(f) Threads
8071-B	200 psi Heavy-Duty Oxy/Ace Hose Reel	7338-B	1/4" x 50' (339539-50)	56 lb.	1/4" NPTF(f)	9/16-18"(f) Threads
8071-D	200 psi Severe-Duty Oxy/Ace Hose Reel	7338-C	1/4" x 50' (339539-50)	57 lb.	1/4" NPTF(f)	9/16-18"(f) Threads



# Reels

## Heavy Duty Electric Cord Reels

Alemite Heavy Duty Electric Cord Reels ensure your cords are within an arm's reach, but out of the way. By minimizing the hazards of dangling electrical cords, these reels improve safety, convenience and productivity.



**7261**

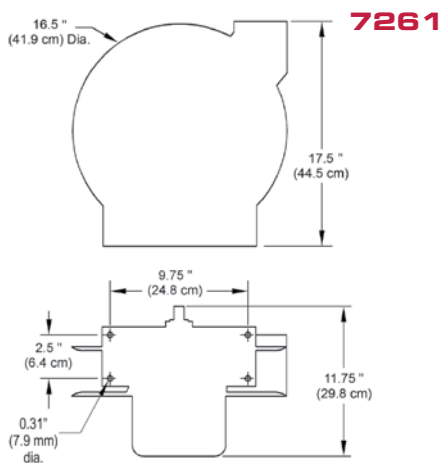
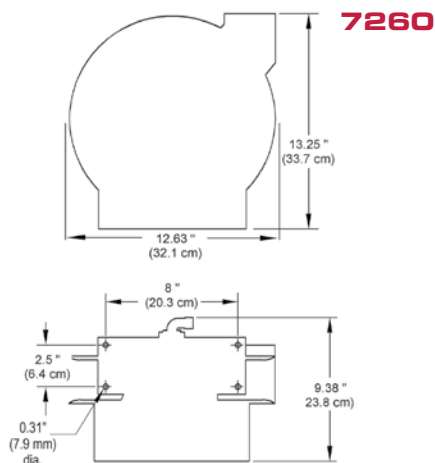
### FEATURES:

- Adjustable roller guide arm with nylon guide rollers reduces drag and wear
- Adjustable bumper stop allows any desired length of cord to be maintained outside the reel
- Automatic spring retraction for quick cord rewind
- Steel construction for optimal reliability in industrial applications
- Reel drive springs manufactured from high-quality scaleless blue tempered steel
- UL listed and CSA certified

**Mounting:** Wall, floor, ceiling, bench top, truck

Product #	Outlet	Cord Size	Number of Conductors	Cord Length	Volts	Ampere	Weight
7260	Duplex with GFCI	12 gauge (3.32 mm)	3	45' (14 m)	115V	20 amp	30 lb. (14 kg)
7261	RV Plug	10 gauge (5.37 mm)	3	50' (15 m)	115V	35 amp	47 lb. (22 kg)

132



### IMPORTANT INFORMATION

NOTE: For indoor, non-weather tight applications only

### WARNING

7260 and 7261 Series:

A Ground Fault Circuit Interrupter is designed for protection from line-to-ground shock hazards. These could occur from defective power tools or appliances operating from this device or from down-line outlets protected by this device.

The GFCI is not designed to protect against short circuits or overloads. That type of protection is the function of the fuse or circuit breaker.

Individuals who suffer from heart problems or other conditions that make them susceptible to electric shock are still in danger of being injured by ground faults on circuits protected by the GFCI receptacle. No safety device has the capability to protect against all hazards or carelessly handled electrical equipment.





# Reels

## Standard Duty Light and Electric Cord Reels

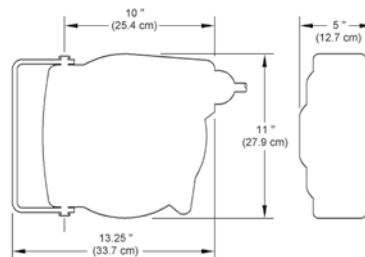
Alemite Standard Duty Electric Cord Reels ensure your cords are within an arm's reach, but out of the way. By minimizing the hazards of dangling electrical cords, these reels improve safety, convenience and productivity.



### FEATURES:

- Tangle-free encased cord for easy winding and safe storage
- Spring retractable with latch
- High-quality, impact-resistant polypropylene case
- Adjustable cord stop with dual roller non-snag cord guide
- Convenient 180° swivel
- UL and CUL listed
- 7262-B has grounded North American outlet in handle

**Mounting:** Wall, ceiling



Product #	Cord Size	Conductors	Cord Length	Volts	Ampere	Weight	Other Info.
7262-A	12 gauge	3	40'	125V	15 amp	15.4 lb.	Triple outlets
7262-B	16 gauge	3	50'	125V	10 amp	13 lb. (5.8 kg)	Fluorescent

## Compact Air/Water Reel

This spring-driven, self-retracting air/water reel features a rugged housing and pivoting mounting bracket. This lightweight reel is ideal for dispensing washer fluids or antifreeze.



### FEATURES:

- 52 feet of 5/16" diameter polyurethane delivery hose
- Spring-driven retractable hose
- Lightweight and rugged molded housing for durability
- Pivoting mounting bracket for ease of use
- Includes hose stop, inlet and outlet hose and low-pressure swivel assembly

**Mounting:** Wall or ceiling with pivot

Product #	Inside Diameter	Length	Thread Size Inlet / Outlet	Reel Port Inlet Swivel/Outlet	Max. Pressure	Temp. Range
8051-1	5/16"	52'	1/4" NPT(f) / 1/4" NPT(m)	3/8" NPT(f) / 1/4" NPT(m)	218 psi	23° to 104° F

### IMPORTANT INFORMATION

NOTE: 7262 series for indoor, non-weather tight applications only.

### WARNING

7262 Series: Not for use above hazardous locations or near flammable vapors.

# Reels

## Stainless Steel Reels

Alemite Stainless Steel Reels are designed for industries in which hygiene and quick cleanup are critical. These reels are engineered to provide years of trouble-free operation and easy maintenance.



### FEATURES:

- Ratchet locks hose into position
- Spring and ratchet are protected by drum
- Minimum number of joints and smooth, sloping surfaces simplify maintenance and allow for easy cleaning
- Double bearings and “cross-curved” spring material for safe, reliable operation

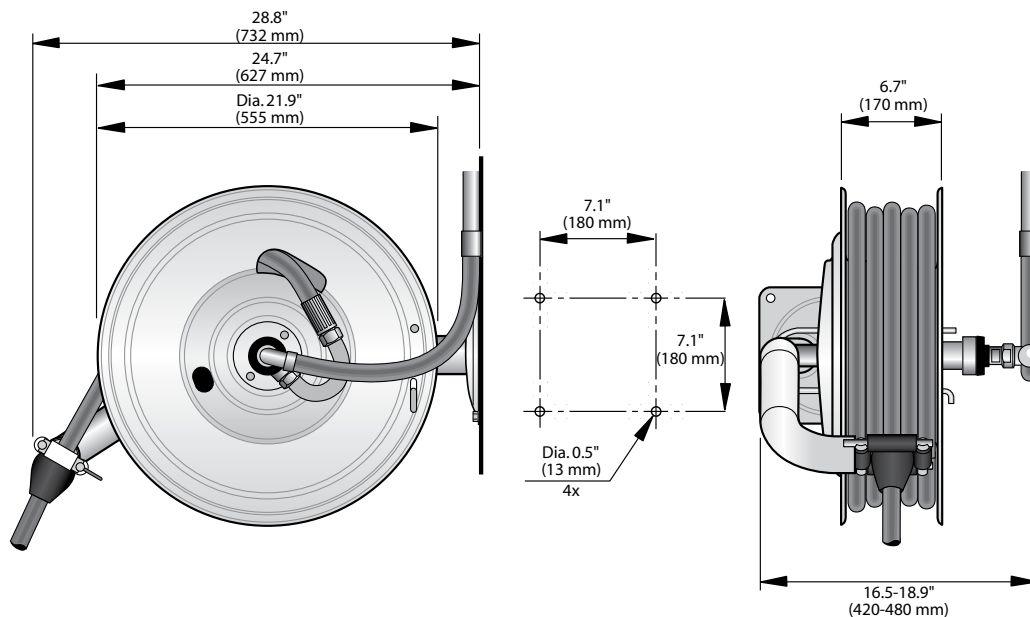
**Compatibility:** Water, oils, certain corrosive chemicals, grease

**Pressure Configuration:** High, medium

**Mounting:** Wall, ceiling, floor

Product #	Pressure	Max. Hose Capacity	Weight	Reel Inlet *	Reel Outlet *
7250-A	1,450 psi	1/2" x 82'	36 lb.	1/2" NPTF(m)	1/2" NPTF(m)
7250-B	2,600 psi	3/8" x 82'	36 lb.	3/8" NPTF(m)	3/8" NPTF(m)

134



### IMPORTANT INFORMATION

\* With 30° internal seat for NPSM(f) swivel connection

NOTE: Does not include hose



# Reels

## Hand Crank Reels

Alemite Hand Crank Reels are designed for heavy-duty applications that require long hose lengths. Ideal for industrial or outdoor use, these reels are engineered to provide trouble-free performance and long product life.



### FEATURES:

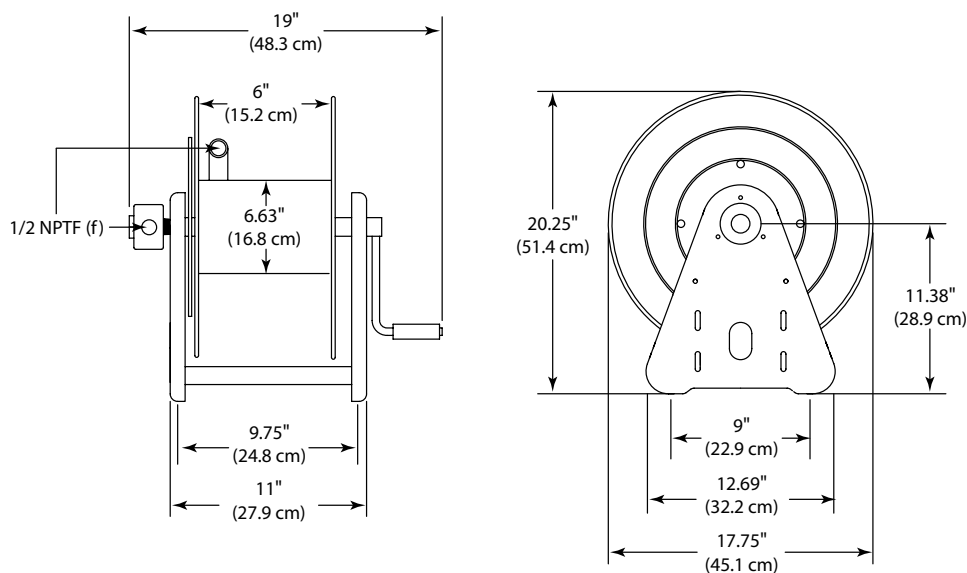
- Adjustable spool rotation drag eliminates hose backlash when de-reeling
- Nickel-plated swivel with Viton® O-Ring seals
- Full flow shaft and ball bearing swivel
- Permanently lubricated dual main bearings
- Motor mounting at either end of reel
- Durable powder coat finish (red)
- All bolted construction – no welds
- Lock pin to prevent spool rotation when the reel is not in use
- Temperature operating range from -20°F to 250°F (-29°C to 121°C)
- Vibration-proof self-locking fasteners ensure assembly integrity
- Manual driven reels are easily converted to power-driven types
- Unitized spool construction
- Steel drum

**Compatibility:** Water, oil, fluid

**Pressure Configuration:** Low

**Mounting:** Floor, bench, wall, truck

Product #	Pressure	Max. Hose Capacity	Weight	Reel Inlet	Reel Outlet
7350	1,000 psi	1/2" x 100'	12 lb.	1/2" NPTF(f)	1/2" NPTF(f)



### IMPORTANT INFORMATION

NOTE: Does not include hose

# Reels

## Corrosion-Resistant Aluminum Reels

Alemite Corrosion-Resistant Aluminum Reels are constructed with die-cast aluminum for superior strength and durability. Their heavy-duty design and compatibility with long, heavy hoses makes them an ideal choice for the toughest applications.



**7254-A**

### FEATURES:

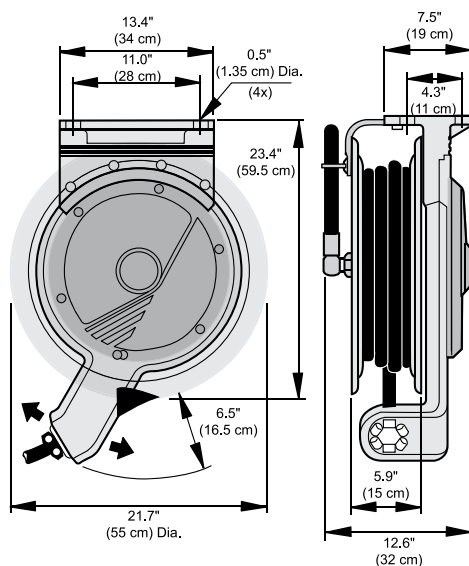
- Drum and swivel feature ball bearings to reduce friction and wear
- Spring and bearings are protected by a plastic cover
- Outlet arm is adjustable to provide optimal pull-out angle for hose, minimizing friction
- Ratchet locks hose at desired length; hose is easily released by gentle pulling motion

**Compatibility:** Water, air, oil, diesel

**Pressure Configuration:** High, medium, low

**Mounting:** Wall, ceiling, floor

Product #	Inlet/Outlet*	Max. Hose Length	Pressure	Application	Weight
7254-A	1/2" NPTF(m)	98' (1/2" Dia.)	725 psi	Air/Water/Oil	32 lb.
7254-B	3/4" NPTF(m)	50' (15m) (3/4" Dia.)	725 psi	Diesel/Oil	32 lb.



### IMPORTANT INFORMATION

\*With 30° internal seat for NPSM(f) swivel connection

NOTE: Does not include hose



# Reel Accessories

## Reel Accessories include:

Hose Reel Hose Stops .....	138
Swivels .....	138
High-Pressure Grease Hoses.....	139
Medium-Pressure Hoses.....	140
Low-Pressure Air & Water Hoses.....	141
Recoil Air Hoses.....	142
Fuel Hoses .....	142
Welding Hoses .....	142
Twin Hoses .....	142

# Reel Accessories

## Hose Reel Hose Stops

Product #	Hose ID
337437	.318" to .846"
339538	.530" (twin line)
339389	1.060" to 1.30"
339389-1	1.390" to 1.550"
339389-2 (fuel hose)	1.060" to 1.380"
339389-3	.680" (twin line)
339389-4	.810" (twin line)




## Swivels

### High-Pressure Swivels – Grease

Thread (m) x (m)	Straight	90°	Z-Type	PSI Rating
1/4" NPTF x 1/2"-27	B52750	B52751	B52752	10,000 psi
1/8" NPTF x 1/8" NPTF	54730	N/A	54732	10,000 psi
1/4" NPTF x 1/4" NPTF	B321320	N/A	B331107	10,000 psi

### High-Pressure Swivels – Oil


Thread (m) x (m)	Straight	PSI Rating
1/2" NPTF x 1/2" NPTF	332912	7,000 psi



B52751



B321320



B331107



# Reel Accessories

## High-Pressure Grease Hoses

Product #	Length	Coupling Spec.	Hose ID	Working psi	Burst psi
317853-5	5'	1/8" NPTF(m) x 3/8" NPTF(m)	1/4"	4,400 psi	11,000 psi
317870-50	50'	3/8" NPTF(m) x 1/4" NPTF(f)	3/8"	6,400 psi	16,000 psi
317870-70	70'	3/8" NPTF(m) x 1/4" NPTF(f)	3/8"	6,400 psi	16,000 psi
317870-80	80'	3/8" NPTF(m) x 1/4" NPTF(f)	3/8"	6,400 psi	16,000 psi
317874-30	30'	3/8" NPTF(m) x 1/4" NPTF(f)	1/4"	8,000 psi	20,000 psi
317874-50	50'	3/8" NPTF(m) x 1/4" NPTF(f)	1/4"	8,000 psi	20,000 psi
317875-1F	1-1/2'	1/2"-27 NS Taper(f) x 1/2"-27 NS Taper(f)	1/4"	8,000 psi	20,000 psi
317875-7	7'	1/2"-27 NS Taper(f) x 1/2"-27 NS Taper(f)	1/4"	8,000 psi	20,000 psi
317875-10	10'	1/2"-27 NS Taper(f) x 1/2"-27 NS Taper(f)	1/4"	8,000 psi	20,000 psi
317875-14	14'	1/2"-27 NS Taper(f) x 1/2"-27 NS Taper(f)	1/4"	8,000 psi	20,000 psi
317875-20	20'	1/2"-27 NS Taper(f) x 1/2"-27 NS Taper(f)	1/4"	8,000 psi	20,000 psi
317875-25	25'	1/2"-27 NS Taper(f) x 1/2"-27 NS Taper(f)	1/4"	8,000 psi	20,000 psi
317875-30	30'	1/2"-27 NS Taper(f) x 1/2"-27 NS Taper(f)	1/4"	8,000 psi	20,000 psi
317875-40	40'	1/2"-27 NS Taper(f) x 1/2"-27 NS Taper(f)	1/4"	8,000 psi	20,000 psi
317875-50	50'	1/2"-27 NS Taper(f) x 1/2"-27 NS Taper(f)	1/4"	8,000 psi	20,000 psi
317875-70	70'	1/2"-27 NS Taper(f) x 1/2"-27 NS Taper(f)	1/4"	8,000 psi	20,000 psi
317876-2	2'	3/8" NPTF(m) x 3/8" NPTF(m)	1/4"	8,000 psi	20,000 psi
317876-5	5'	3/8" NPTF(m) x 3/8" NPTF(m)	1/4"	8,000 psi	20,000 psi
317878-10	10'	1/2"-27 NS Taper(f) x 1/2"-27 NS Taper(f)	3/8"	6,400 psi	16,000 psi
317878-50	50'	1/2"-27 NS Taper(f) x 1/2"-27 NS Taper(f)	3/8"	6,400 psi	16,000 psi
317878-70	70'	1/2"-27 NS Taper(f) x 1/2"-27 NS Taper(f)	3/8"	6,400 psi	16,000 psi
317882-2	2'	3/8" NPTF(m) x 3/8" NPTF(m)	3/8"	6,400 psi	16,000 psi
317882-7	7'	3/8" NPTF(m) x 3/8" NPTF(m)	3/8"	6,400 psi	16,000 psi

# Reel Accessories

## Medium-Pressure Hoses

Product #	Length	Coupling Spec.	Hose ID	Working psi	Burst psi
317813-1	1'	1/2" NPTF(m) x 1/2" NPTF(m)	1/2"	2,000 psi	8,000 psi
317813-2	2'	1/2" NPTF(m) x 1/2" NPTF(m)	1/2"	2,000 psi	8,000 psi
317813-5	5'	1/2" NPTF(m) x 1/2" NPTF(m)	1/2"	2,000 psi	8,000 psi
317813-5F	5-1/2'	1/2" NPTF(m) x 1/2" NPTF(m)	1/2"	2,000 psi	8,000 psi
317813-7	7'	1/2" NPTF(m) x 1/2" NPTF(m)	1/2"	2,000 psi	8,000 psi
317813-12	12'	1/2" NPTF(m) x 1/2" NPTF(m)	1/2"	2,000 psi	8,000 psi
317813-15	15'	1/2" NPTF(m) x 1/2" NPTF(m)	1/2"	2,000 psi	8,000 psi
317813-20	20'	1/2" NPTF(m) x 1/2" NPTF(m)	1/2"	2,000 psi	8,000 psi
317813-25	25'	1/2" NPTF(m) x 1/2" NPTF(m)	1/2"	2,000 psi	8,000 psi
317813-30	30'	1/2" NPTF(m) x 1/2" NPTF(m)	1/2"	2,000 psi	8,000 psi
317813-40	40'	1/2" NPTF(m) x 1/2" NPTF(m)	1/2"	2,000 psi	8,000 psi
317813-50	50'	1/2" NPTF(m) x 1/2" NPTF(m)	1/2"	2,000 psi	8,000 psi
317813-70	70'	1/2" NPTF(m) x 1/2" NPTF(m)	1/2"	2,000 psi	8,000 psi
317813-80	80'	1/2" NPTF(m) x 1/2" NPTF(m)	1/2"	2,000 psi	8,000 psi
317813-100	100'	1/2" NPTF(m) x 1/2" NPTF(m)	1/2"	2,000 psi	8,000 psi
317828-3	3'	3/8" NPTF(m) x 1/2" NPTF(m)	1/2"	2,000 psi	8,000 psi
317828-5	5'	3/8" NPTF(m) x 1/2" NPTF(m)	1/2"	2,000 psi	8,000 psi
317856-5F	5-1/2'	1/2" NPTF(m) x 1/2" NPTF(f)	1/2"	2,000 psi	8,000 psi
317856-15	15'	1/2" NPTF(m) x 1/2" NPTF(f)	1/2"	2,000 psi	8,000 psi
317856-20	20'	1/2" NPTF(m) x 1/2" NPTF(f)	1/2"	2,000 psi	8,000 psi
317856-25	25'	1/2" NPTF(m) x 1/2" NPTF(f)	1/2"	2,000 psi	8,000 psi
317856-30	30'	1/2" NPTF(m) x 1/2" NPTF(f)	1/2"	2,000 psi	8,000 psi
317856-40	40'	1/2" NPTF(m) x 1/2" NPTF(f)	1/2"	2,000 psi	8,000 psi
317856-50	50'	1/2" NPTF(m) x 1/2" NPTF(f)	1/2"	2,000 psi	8,000 psi
317856-70	70'	1/2" NPTF(m) x 1/2" NPTF(f)	1/2"	2,000 psi	8,000 psi
317856-100	100'	1/2" NPTF(m) x 1/2" NPTF(f)	1/2"	2,000 psi	8,000 psi
339684-15*	15'	1/2" NPTF(m) x 1/2" NPTF(m)	1/2"	2,000 psi	8,000 psi
339684-18*	18'	1/2" NPTF(m) x 1/2" NPTF(m)	1/2"	2,000 psi	8,000 psi

**IMPORTANT INFORMATION**

\* Swivel end





# Reel Accessories

## Low-Pressure Air & Water Hoses

Product #	Length	Coupling Spec.	Hose ID	Working psi	Burst psi
317803-3	3'	1/4" NPTF(m) x 1/4" NPTF(m)	3/8"	200 psi	800 psi
317803-7	7'	1/4" NPTF(m) x 1/4" NPTF(m)	3/8"	200 psi	800 psi
317803-15	15'	1/4" NPTF(m) x 1/4" NPTF(m)	3/8"	200 psi	800 psi
317803-20	20'	1/4" NPTF(m) x 1/4" NPTF(m)	3/8"	200 psi	800 psi
317803-25	25'	1/4" NPTF(m) x 1/4" NPTF(m)	3/8"	200 psi	800 psi
317803-30	30'	1/4" NPTF(m) x 1/4" NPTF(m)	3/8"	200 psi	800 psi
317803-40	40'	1/4" NPTF(m) x 1/4" NPTF(m)	3/8"	200 psi	800 psi
317803-50	50'	1/4" NPTF(m) x 1/4" NPTF(m)	3/8"	200 psi	800 psi
317807-5F	5-1/2'	3/8" NPTF(m) x 1/4" NPTF(f)	1/2"	200 psi	800 psi
317809-5F	5-1/2'	1/2" NPTF(m) x 1/4" NPTF(f)	1/2"	200 psi	800 psi
317811-2	2'	1/2" NPTF(m) x 1/2" NPTF(m)	1/2"	200 psi	800 psi
317811-5	5'	1/2" NPTF(m) x 1/2" NPTF(m)	1/2"	200 psi	800 psi
317811-7	7'	1/2" NPTF(m) x 1/2" NPTF(m)	1/2"	200 psi	800 psi
317811-15	15'	1/2" NPTF(m) x 1/2" NPTF(m)	1/2"	200 psi	800 psi
317811-30	30'	1/2" NPTF(m) x 1/2" NPTF(m)	1/2"	200 psi	800 psi
317811-50	50'	1/2" NPTF(m) x 1/2" NPTF(m)	1/2"	200 psi	800 psi
317811-80	80'	1/2" NPTF(m) x 1/2" NPTF(m)	1/2"	200 psi	800 psi
317811-100	100'	1/2" NPTF(m) x 1/2" NPTF(m)	1/2"	200 psi	800 psi

# Reel Accessories

## Recoil Air Hoses

Product #	Length	Coupling Spec.	Hose ID	Working psi	Burst psi
3534-B1	25'	1/4" NPTF(m) x 1/4" NPTF(m)	1/4"	180 psi	720 psi

## Fuel Hoses

Product #	Length	Coupling Spec.	Hose ID	Working psi	Burst psi
317868-2	2'	3/4" NPTF(m) x 3/4" NPTF(m)	3/4"	1,250 psi	5,000 psi
317868-30	30'	3/4" NPTF(m) x 3/4" NPTF(m)	3/4"	1,250 psi	5,000 psi
317868-50	50'	3/4" NPTF(m) x 3/4" NPTF(m)	3/4"	1,250 psi	5,000 psi
317868-70	70'	3/4" NPTF(m) x 3/4" NPTF(m)	3/4"	1,250 psi	5,000 psi
317869-50	50'	1" NPTF(m) x 1" NPTF(m)	1"	1,000 psi	4,000 psi

## Welding Hoses

Product #	Length	Coupling Spec.	Hose ID	Working psi
339539-30	30'	9/16"-18(f)	1/4" Twin	200 psi
339539-50	50'	9/16"-18(f)	1/4" Twin	200 psi

## Twin Hoses

Product #	Length	Coupling Spec.	Hose ID	Working psi
340326-30	30'	3/8" NPT(f)	3/8" Twin	9,000 psi
340326-80	80'	3/8" NPT(f)	3/8" Twin	9,000 psi
340328-80	80'	1/2" NPT(m)	1/2"	2,000 psi



# Control Valves and Meters

## Introduction

Alemite's innovative line of meters and dispensing valves is designed to handle today's demanding product handling requirements. A wide range of configurations and types ensures Alemite has the product needed for a variety of applications.

## Control Valves

Alemite's Control Valves can be utilized to dispense a wide range of fluids, including oil, grease, gear oil and other fluids. Constructed of metal components, Alemite Control Valves are durable and withstand repeated use.

Ideal for garage, lube truck or industrial use.

### Alemite Control Valves include:

High-Pressure Control Valves.....	144
Oil & Other Fluids Control Valves .....	146
Standard-Duty Mechanical Meters.....	147
Heavy-Duty Mechanical Meters.....	148
Mechanical Preset Meter .....	149

# Control Valves and Meters

## High-Pressure Control Valves

All Alemite High-Pressure Control Valves have positive metal-to-metal seals, which provide extra durability and extended life. Units also offer a wide range of different flow rate types - from precisely dispensed amounts to free flow. They are available in multiple configurations to meet a wide range of applications.



### 6320-3

Standard High-Pressure Control Valve

#### FEATURES:

- Material inlet: 1/4" NPTF(f)
- Pressure: 7,500 psi
- Durable and built to last
- Delivers pre-set, measured shots with trigger partially depressed
- Provides continuous flow with trigger fully depressed

#### INCLUDED ITEMS:

- Extension (49136)
- Coupler (6304-B)



### 6438

High-Volume Control Valve

#### FEATURES:

- Material inlet: 3/8" NPTF(f)
- Material outlet: 1/4" NPTF(f)
- Pressure: 5,000 psi
- For medium-pressure, high-volume lubrication
- Valve is either open or closed
- Valve provides continuous flow
- Ideal for transferring grease from bulk containers
- Does not include fitting or extension



# Control Valves and Meters

## High-Pressure Control Valves



### 7421-3

Deluxe High-Pressure Control Valve

**FEATURES:**

- Material inlet: 1/4" NPTF(f)
- Pressure: 7,500 psi
- Selector provides full flow and a wide range of measured shots
- Built-in three-stage strainer prevents dirt from fouling valve or damaging bearings

**INCLUDED ITEMS:**

- Extension (49136)
- Coupler (6304-B)



### 7421-A3


Deluxe High-Pressure Control Valve

**FEATURES:**

- Material inlet: 1/4" NPTF(f)
- Pressure: 7,500 psi
- Selector provides full flow and a wide range of measured shots
- Built-in three-stage strainer prevents dirt from fouling valve or damaging bearings

**INCLUDED ITEMS:**

- Extension (49136)
- Coupler (6304-B)
- High/Low Converter (6067-1) which allows user to reduce outlet pressure to 10% of incoming pressure



### 7716-D1

Measuring High-Pressure Control Valve

**FEATURES:**

- Material inlet: 1/4" NPTF(f)
- Pressure: 5,000 psi
- Accurately controls amount of lubricant dispensed
- Delivers up to 1 oz. of lubricant per cycle
- Normally used on production lines to lubricate small bearings
- Adjustment screw regulates amount of lubricant
- Handles fibrous, light and heavy greases, semi-fluid and fluid lubricants

**INCLUDED ITEMS:**

- Extension (49136)
- Coupler (6304-B)

# Control Valves and Meters

## Oil & Other Fluids Control Valves



### FEATURES:

- Ergonomic trigger design reduces operator hand fatigue
- Cam-piston design creates positive action when dispensing product
- Units have a mechanism allowing the operator to lock the valve open for free-flow dispensing
- Push-to-open trigger prevents inadvertent discharge of fluid
- Available with a variety of nozzles to fit any application

Product #	Description	Extension	Material Inlet	Non-Drip Tip	Max pressure	Min pressure	Weight
339100	Non-Metered Control Valve	N/A	1/2" NPTF(f)	N/A	1,500 psi	30 psi	1.5 lb.
7492	Non-Metered Control Valve	Rigid	1/2" NPTF(f)	Automatic/ Manual Lock	1,500 psi	30 psi	2.6 lb.
7498	Non-Metered Control Valve	Rigid	1/2" NPTF(f)	Automatic	1,500 psi	60 psi	2.6 lb.
7498-A	Non-Metered Control Valve	Flexible	1/2" NPTF(f)	Automatic	1,500 psi	60 psi	2.6 lb.
7498-B	High-Volume Control Valve	Rigid	1/2" NPTF(f)	Automatic	1,500 psi	50 psi	2.6 lb.
7498-C	High-Volume Control Valve	Rigid	1/2" NPTF(f)	Manual High Volume	1,500 psi	30 psi	2.8 lb.
7836-C1	High-Volume Control Valve	N/A	1/2" NPTF(f)	N/A	2,000 psi	0 psi	2.7 lb.



# Control Valves and Meters

## Standard-Duty Mechanical Meters

These durable meters are designed for professional applications and built to withstand today's rugged use.



**3685-F**

### FEATURES:

- Designed to dispense oils, ATF and other petroleum-based fluids
- Totalizer keeps a lifetime record of fluid dispensed
- Includes internal filter screen to prevent damaging contaminants from entering the meter
- Maximum operating pressure: 1,000 psi

Product #	Fluids	Dial Registers	Odometer Registers	Dial Range	Extension	Non-Drip Tip	Weight
3685-A	Motor Oil	ltr.	ltr.	10 ltr.	Flexible	Automatic	5 lb.
3685-B	Motor Oil	qt.	gal.	16 qt.	Rigid	Automatic	4.9 lb.
3685-F	Motor Oil	qt.	gal.	16 qt.	Flexible	Manual	4.7 lb.
3685-G	Motor Oil	qt.	qt.	16 qt.	Flexible	Manual	5 lb.
3685-J	Motor Oil	qt.	gal.	16 qt.	Rigid	Manual	5 lb.
3686-B	ATF	qt.	gal.	16 qt.	Flexible	Automatic	5 lb.

# Control Valves and Meters

## Heavy-Duty Mechanical Meters

Alemite's wide range of mechanical fluid meters gives users the capability to select a durable, easy-to-use dispensing meter for their particular application. The simple, dial-face design is the most common type dispensing meter used for accurately measuring fluids. Designed for rugged applications, these all-steel mechanical meters are easy to read and use.



**3686-1**

### FEATURES:

- Easy-to-read 3-1/4" diameter dials color-coded for quick identification
- Safety latch must be depressed before fluid can be dispensed
- Trigger can be locked in open position for dispensing large volumes
- Includes swivel and inlet strainer
- Maximum operating pressure: 1,000 psi

Product #	Description	Fluid	Dial Registers	Odometer Registers	Dial Range	Extension	Non-Drip Tip	Weight
3682-A	Red Dial	Gear Oil	pt.	None	8 pt.	Rigid	Automatic / Manual Lock	6.6 lb.
3683-A	Red Dial	Gear Oil	pt.	pt.	8 pt.	Rigid	Automatic / Manual Lock	6.8 lb.
3683-DI	Red Dial	Gear Oil	ltr.	ltr.	4 ltr.	Rigid	Automatic / Manual Lock	6.8 lb.
3685-I	Blue Dial	Motor Oil	qt.	gal.	16 qt.	Rigid	Automatic	6.4 lb.
3685-DI	Blue Dial	Motor Oil	ltr.	ltr.	16 ltr.	Rigid	Automatic	7 lb.
3686-I	Green Dial	ATF	qt.	gal.	16 qt.	Flexible with filter	Automatic	7 lb.





# Control Valves and Meters

## Mechanical Preset Meters

Alemite's Mechanical Preset Meter is designed to dispense high-volume batches of wide ranges of fluid products. These dial-face designed meters are widely used for their accuracy and durability. They are ideal for automatic filling for crankcases of trucks, tractors, buses and off-road equipment.



**3690-C**

### FEATURES:

- Large dial-face for easy reading and setting of register point
- Non-drip nozzle included
- Latch control permits manual shut-off during operation
- Meter automatically shuts off when preset amount has dispensed
- Maximum operating pressure: 1,000 psi
- Valve inlet: 1/2" NPTF(f) with swivel

Product #	Fluids	Dial Registers	Odometer Registers	Dial Range	Extension	Non-Drip Tip	Weight
3690-C	Gear Oil, Motor Oil, ATF	qt.	gal.	60 qt.	Rigid	Manual High Volume	5.1 lb.
3691-C	Gear Oil, Motor Oil, ATF	gal.	gal.	15 gal.	Rigid	Manual High Volume	5.1 lb.
3692-C	Antifreeze	qt.	qt.	60 qt.	Rigid	Manual High Volume	5.1 lb.
3693-C	Gear Oil, Motor Oil, ATF	ltr.	ltr.	60 ltr.	Rigid	Manual High Volume	5.1 lb.
3696-C	Gear Oil, Motor Oil, ATF	qt.	qt.	16 qt.	Rigid	Manual High Volume	5.1 lb.

# Control Valves and Meters

## Meters

With the most advanced electronic meters and the most durable mechanical meters, Alemite has a complete selection of products for any dispensing application.

### Meters include:

Electronic Grease Meters.....	151
In-Line Meters.....	152
Electronic Meters.....	153
Electronic Preset Meters.....	155
Non-Drip Nozzles.....	156
Dispensing Valves & Bar Packages.....	156



# Control Valves and Meters

## Electronic Grease Meters

The Alemite Grease Meter works with virtually any type of grease-dispensing valve. This in-line meter provides accurate and reliable grease delivery and lowers lubricant consumption while increasing bearing, component and machine life.



### 3530

#### Electronic Grease Meter

##### FEATURES:

- Resettable, easy-to-read LCD indicates batch and cumulative totals
- Lightweight, in-line design allows use with virtually any grease-dispensing valve
- Oval-gear technology
- Accurately dispense grease without guesswork
- Lubrication points receive factory-specified amount of lubricant
- Decreases lubricant waste
- Ideal for preventative maintenance programs

##### REQUIRED ACCESSORIES:

- Grease Meter Adapter Kit for 3530 & 3530-A:
  - Grease Guns 500, 525 and 550 (41531)
  - Control Valve 6320-3 (327899-3)
  - Grease Guns 1056 and 4015 series and Control Valve 7421-3 (327899-6)
  - Grease Guns 6243-J3 and 6679-J3 (306722)
  - Grease Guns 575 and 585 series (340062)
  - Lincoln Grease Gun (340180)

Product #	Operating Pressure (Max.)	Flow Rate	Thread Sizes	Battery Size	Unit of Measure
3530	10,000 psi / 700 bar	.2 - 5.5 lbs./min	1/8" NPTF(f) in and out	(2) 1.5V Alkaline	oz., lb.
3530-A	10,000 psi / 700 bar	3.2 - 88 oz./min	1/8" NPTF(f) in and out	(2) 1.5V Alkaline	gr., kg.
<b>Grease Meter Kits*</b>					
3530-B	10,000 psi / 700 bar	.4 - 11 lbs./min	1/4" NPTF(f) in and out	(2) 1.5V Alkaline	oz., lb.
3530-C	10,000 psi / 700 bar	.4 - 11 lbs./min	1/4" NPTF(f) in and out	(2) 1.5V Alkaline	gr., kg.
3530-K	10,000 psi / 700 bar	.2 - 5.5 lbs./min	1/8" NPTF(f) in and out	(2) 1.5V Alkaline	oz., lb.

##### IMPORTANT INFORMATION

\* Kits include adapters needed to connect meter to grease gun or control valve

# Control Valves and Meters

## In-Line Meters

These meters accurately dispense a variety of fluids including motor oils, gear oils and ATF. Electronic models feature an easy-to-read LCD display. Mechanical models feature a large, easy-to-read face dial.



**3630-A**

### FEATURES:

- Meters can measure the quantity dispensed in pints, quarts, gallons or liters with a built-in totalizer
- 1/2" NPTF(f) inlet/outlet
- Easy to calibrate
- Units feature an electronic digital readout
- Units include a large internal 30-mesh strainer

### Electronic

Product #	Fluids	Measures	Totalizes	Weight
3630	Lubricants	qt.	gal.	1.7 lb.
3630-A	Lubricants	ltr.	ltr.	1.7 lb.
3631	Lubricants	pt.	gal.	1.7 lb.
3632	Lubricants	gal.	gal.	1.7 lb.

152



**3684**

### FEATURES:

- Easy-to-read 3-1/4" diameter dials color-coded for quick identification
- 1/2" NPTF(f) inlet/outlet
- Max operating pressure: 1,000 psi

### Mechanical

Product #	Desc.	Fluid	Dial Registers	Odometer Registers	Dial Range	Weight
3681	Red Dial	Gear Oil, ATF	pt.	pt.	8 pt.	2.9 lb.
3684	Blue Dial	Oil	qt.	gal.	16 qt.	3.1 lb.
3684-D	Blue Dial	Oil	ltr.	ltr.	16 ltr.	6.4 lb.



# Control Valves and Meters

## Electronic Meters

Lightweight and easy to use, Alemite's Electronic Meters are accurate, reliable, durable and shock resistant. The units combine an electronic, stationary, in-line meter and a 7498-series control valve with a selection of different nozzles to fit individual applications by product type.



### FEATURES:

- Ergonomic trigger design makes for easy dispensing
- Meters can measure the quantity dispensed in pints, quarts, gallons or liters with a built-in totalizer
- Easy to calibrate
- Units feature an electronic digital readout
- Units include a large internal 30-mesh strainer

Product #	Description	Fluids	Measures	Totalizes	Extension	Non-Drip Tip	Weight
3620	Electronic Meter	Lubricants	qt.	gal.	Rigid	Automatic	5 lb.
3620-A	Electronic Meter	Lubricants	ltr.	ltr.	Rigid	Automatic	4.9 lb.
3620-B	Electronic Meter	Lubricants	qt.	gal.	Rigid	Manual	4.75 lb.
3621	Electronic Meter	Lubricants	qt.	gal.	Flexible	Automatic	5.2 lb.
3621-A	Electronic Meter	Lubricants	ltr.	ltr.	Flexible	Automatic	5.2 lb.
3621-B	Electronic Meter	ATF & Hydraulic Oil	qt.	gal.	Flexible with filter	Manual	5.2 lb.
3622	Electronic Meter	ATF & Hydraulic Oil	qt.	gal.	Flexible with filter	Automatic	5.2 lb.
3622-A	Electronic Meter	ATF & Hydraulic Oil	ltr.	ltr.	Flexible with filter	Automatic	5.7 lb.
3623	Electronic Meter	Gear Oil	pt.	gal.	Rigid	Automatic/Manual Lock	5.2 lb.
3623-A	Electronic Meter	Gear Oil	ltr.	ltr.	Rigid	Automatic/Manual Lock	4.9 lb.
3624-C	Electronic Meter	Lubricants	gal.	gal.	Rigid	Manual High Volume	5.9 lb.

# Control Valves and Meters

## Electronic Meters

Alemite's newest Electronic Meter allows users to dispense a wide range of fluid products with accuracy. The versatile design of the meter provides users with the capability of high-volume dispensing at a selected unit of measure.



**3670-B**

### FEATURES:

- Units feature an electronic digital readout
- Ergonomic trigger design allows for easy dispensing
- Rubber guard protects meter from damage
- Can measure quantity dispensed in pints, quarts, gallons, or liters
- Displays current delivery of fluids, then registers total amount of fluid used
- Easy to calibrate. No disassembly necessary
- Uses (2) standard AAA batteries - replaceable with a coin screw on the back of the meter
- Low battery indicator

Product #	Description	Fluids	Measures	Totalizes	Extension	Non-Drip Tip	Weight
3670-B	Electronic Meter	Oil	qt.	gal.	Rigid	Manual	3 lb.
3670-BL	Electronic Meter	Oil	ltr.	ltr.	Rigid	Manual	3 lb.
3671-B	Electronic Meter	Oil	qt.	gal.	Flexible	Manual	3 lb.
3671-BL	Electronic Meter Ext.	Oil	ltr.	ltr.	Flexible	Manual	3 lb.
3672-B	Electronic Meter	Trans. Fluid	qt.	gal.	Flexible	Manual	3 lb.
3672-BL	Electronic Meter	Trans. Fluid	ltr.	ltr.	Flexible	Manual	3 lb.
3673	Electronic Meter	Gear Oil	pt.	gal.	Rigid	Automatic	3 lb.
3673-L	Electronic Meter	Gear Oil	ltr.	ltr.	Rigid	Automatic	3 lb.
3674-C	Electronic Meter	Oil	gal.	gal.	Rigid	High-Volume Manual	3 lb.
3674-CL	Electronic Meter	Oil	ltr.	ltr.	Rigid	High-Volume Manual	3 lb.
3679	In-Line Elect. Meter	Oil	qt.	gal.	N/A	N/A	.83 lb.



# Control Valves and Meters

## Electronic Preset Meters

Alemite's newest dispensing valve, the 3640-I Series Electronic Preset Meter, allows users to dispense a wide range of fluid products with the accuracy of electronic sensing. The versatile design of the meter provides users with the capability of high-volume dispensing at a selected unit of measure.



**3640-1**

### FEATURES:

- Dispenses fluids such as motor oil, gear oil, ATF, diesel fuel, antifreeze, and hydraulic fluid
- Oval gear meter design for high count precision with low flow resistance
- Automatically shuts off when it reaches a preset amount
- Emergency manual shut-off and a manual mode for "topping off"
- Stores up to six preset quantities plus last quantity
- Four-digit, floating point resettable batch totalizer allows subtotals for a set duration
- Seven-digit accumulative totalizer provides a total for the life of the meter
- Customizable features include automatic reset of batch total, calibration, and precision stopping calibration
- Lightweight and rugged with a comfortable grip
- Extension has five pre-set positions within a 75-degree range to provide easy dispensing. The extension is locked and can only be moved by pushing the safety button
- Four AA batteries are sealed in an easy-to-replace cartridge
- Low battery indicator

Product #	Description	Measures	Totalizes	Extension	Non-Drip Tip	Weight
3640-I	Electronic Preset Meter	qt., pt., gal., ltr.	gal., ltr.	Rigid	Automatic	3 lb.
3640-BI	Electronic Preset Meter	qt., pt., gal., ltr.	gal., ltr.	Rigid	Manual	3 lb.
3641-I	Electronic Preset Meter	qt., pt., gal., ltr.	gal., ltr.	Flexible	Automatic	3 lb.
3641-BI	Electronic Preset Meter	qt., pt., gal., ltr.	gal., ltr.	Flexible	Manual	3 lb.
3643-I	Electronic Preset Meter	qt., pt., gal., ltr.	gal., ltr.	Rigid	Automatic/Manual Lock	3 lb.
3644-CI	Electronic Preset Meter	qt., pt., gal., ltr.	gal., ltr.	Rigid	Manual High Volume	3 lb.

# Control Valves and Meters

## Non-Drip Nozzles

Alemite's non-drip nozzles help prevent drips and spills. Nozzles are available with an automatic shut-off or with a manual twist-lock mechanism.

Product #	Description	Used With
8339800	Automatic Assembly (blister pack)	3620 series, 3621, 3621-A, 3622, 3622-A, 3640 series, 3641-I, 3686-I, 3686-B, 7498
339084	Manual	3620-B, 3621-B, 3640-BI, 3641-BI, 3670-B, 3670-BL, 3671-B, 3671-BL, 3672-B, 3672-BL, 3685-J, 3685-F, 3685-G
340084	Manual High-Volume	3624-C, 3644-CI, 3674-C, 3691-C, 3690 series, 7498-C

## Dispensing Valves and Bar Packages

Alemite offers a wide variety of fluid dispensing valves to meet user requirements. Valves are offered for dispensing a wide range of fluids for a "self-service" type environment.



### 7480-1

#### Fluid Dispensing Valve

##### FEATURES:

- Economical way to dispense oil from a drum or tank when reels and motors are not required
- Use with a 1:1 ratio pump
- Includes non-drip tip and fluid diffuser to minimize splashing
- Fluid inlet: 3/4" NPTF(m)
- Maximum operating pressure: 500 psi
- This valve can be purchased as part of a pump package



### 7481-1

#### Oil Bar Fluid Dispensing Valve

##### FEATURES:

- For use with oil bars
- Dispensing valve attaches to oil bar housing
- Permits easy filling of oil containers
- Includes non-drip tip and fluid diffuser to minimize splashing
- Fluid inlet: 3/4" NPTF(m)
- Maximum operating pressure: 500 psi



### BSWA321

#### Manual Dispensing Valve

##### FEATURES:

- For dispensing water, antifreeze or windshield washer fluid
- Inlet: 1/4" NPTF(f)





# Control Valves and Meters

## Dispensing Valves and Bar Packages



### 325761

Oil Bar with Single Dispensing Valve

FEATURES:

- Oil Bar Housing (339698)
- Dispensing Valve (7481-1)
- 2' Connecting Hose (317813-2)
- Union (17737)
- Reducing Elbow (311480)
- Petcock (332354)



### 325762

Oil Bar with Two Dispensing Valves

FEATURES:

- Oil Bar Housing (339698)
- Dispensing Valve (2 pieces) (7481-1)
- 2' Connecting Hose (2 pieces) (317813-2)
- Union (2 pieces) (17737)
- Reducing Elbow (2 pieces) (311480)
- Petcock (332354)



### 8100

Lube Console

FEATURES:

- Stores up to 6 metered control valves
- Two openings for air/water and/or windshield washer fluid
- Labels to identify product are included

RECOMMENDED ACCESSORIES:

- 338975: Kit, Bracket (for electronic metered valves)  
Models 3600 series
- 339167: Kit, Bracket (for electronic & non-metered valves)  
Models 3620 series, 7492, 7498 series
- 337437: Kit, Hose Stop (contains one hose stop and selective hardware)

# Compressed Air Components

## Introduction

The full line of Alemite Compressed Air Components offers you the ability to accurately and reliably regulate, clean, dry and lubricate the air going into your system. Constructed with high-quality materials, each component is designed to operate efficiently and ensure the prolonged life of the equipment it is used on.

## Modular Compressed Air Components

These modular components can be quickly installed, changed or modified, providing a system that can save time and money.

## Standard-Duty Compressed Air Components

These components help maintain efficient operation and reduce downtime due to equipment failure.

### Compressed Air Components include:

#### Modular Compressed Air Components

Modular Filters.....	159
Modular Regulators .....	159
Modular Lubricators .....	160
Modular Filter Regulators .....	160
Modular Combination Units.....	161
Modular Accessories.....	162

#### Standard Duty Compressed Air Components

Standard-Duty Filter and Regulator Packages .....	164
Standard-Duty Regulators .....	165
Standard-Duty Air Pressure Gauges.....	165
Standard-Duty Filters .....	166
Standard-Duty Lubricators.....	166
Standard-Duty Accessories .....	167



# Compressed Air Components

## Modular Filters

Utilizing unique deflector plates and shrouds, Alemite Filters ensure maximum performance when removing condensation and foreign material from the air supply. The filters also provide excellent water removal efficiency and a built-in 360° sight glass offers a quick reference of the fluid level.

Product #	Inlet/ Outlet NPT	Airflow @ 90 psi	Bowl Capacity	Drain	Max Inlet Pressure	Operating Temp.
7104	1/4"	54 cfm	2-oz. Metal	Manual	250 psi	32°F to 125°F
7104-A	1/4"	54 cfm	2-oz. Metal	Auto	250 psi	32°F to 125°F
7106	3/8"	70 cfm	2-oz. Metal	Manual	250 psi	32°F to 125°F
7108	1/2"	130 cfm	7.2-oz. Metal	Manual	250 psi	32°F to 125°F
7108-A	1/2"	130 cfm	7.2-oz. Metal	Auto	250 psi	32°F to 125°F



7104-A

## Modular Regulators

Using a unique rolling diaphragm with no wear points, Alemite Regulators are constructed to ensure a longer service life than standard flat diaphragms. Capable of reverse flow and repeatable performance, these regulators provide accurate regulation over a wide range of pressures, even in the most demanding industrial applications.

Product #	Inlet/ Outlet NPT	Airflow @ 90 psi	Adjustor	Max Inlet Pressure	Operating Temp.
7304	1/4"	30 cfm	Knob	250 psi	32°F to 175°F
7306	3/8"	40 cfm	Knob	250 psi	32°F to 175°F
7308	1/2"	90 cfm	Knob	250 psi	32°F to 175°F
7308-A	1/2"	90 cfm	T-Handle	250 psi	32°F to 175°F



7304

### IMPORTANT INFORMATION

Gauge sold separately.

# Compressed Air Components

## Modular Lubricators

Installed close to the equipment to ensure efficiency, Alemite Lubricators supply fine mist particles into the air system to provide consistent, reliable lubrication.

Product #	Inlet/ Outlet NPF	Airflow @ 90 psi	Bowl Capacity	Drain	Max Inlet Pressure	Operating Temp.
7404	1/4"	40 cfm	2-oz. Metal	Twist	250 psi	32°F to 175°F
7406	3/8"	40 cfm	2-oz. Metal	Twist	250 psi	32°F to 175°F
7408	1/2"	90 cfm	2.9-oz. Metal	Twist	250 psi	32°F to 175°F



7404

## Modular Filter Regulators

Alemite Filter Regulators are ideal when space is an issue. Constructed as combination units, these regulators efficiently clean and dry the air going to the equipment.

Product #	Inlet/ Outlet NPT	Airflow @ 90 psi	Bowl Capacity	Drain	Max Inlet Pressure	Operating Temp.
7504	1/4"	30 cfm	2-oz. Metal	Manual	250 psi	32°F to 125°F
7506	3/8"	40 cfm	2-oz. Metal	Manual	250 psi	32°F to 125°F
7508	1/2"	90 cfm	7.2-oz. Metal	Manual	250 psi	32°F to 175°F
7512	3/4"	90 cfm	7.2-oz. Metal	Manual	250 psi	32°F to 175°F



7508

### IMPORTANT INFORMATION

Gauge sold separately.



# Compressed Air Components

## Modular Combination Units

Alemite Combination Units combine several premium Alemite components to make up a complete unit designed to take care of your filtering, regulating and lubricating needs. The system provides efficiency in one complete package.

Product #	Inlet/ Outlet	Filter	Regulator	Lubricator	Drain
339934	1/4" NPT	7104	7304	7404	Manual
339935	3/8" NPT	7106	7306	7406	Manual
339936	1/2" NPT	7108	7308	7408	Manual



### IMPORTANT INFORMATION


Gauge sold separately.

# Compressed Air Components

## Modular Accessories


### Modular Lockout Valve $\Delta$

Product #	Port
339882	1/4"
339885	3/8"
339888	1/2"



### Modular Body Connectors \*

Product #	For Modular Size
339890	1/4" & 3/8"
339893	1/2"




### Modular Wall Mounting Bracket

Product #	For Modular Size
339895	1/4" & 3/8"
339898	1/2"



### Modular Manifold Blocks †

Product #	For Modular Size
339900	1/4"
339903	1/2"



#### IMPORTANT INFORMATION

$\Delta$  Alemite Lockout Valves isolate the modular components so they can be easily removed from the line, allowing for quick maintenance.

\* In situations where two or more components are connected, Alemite Modular Body Connectors are ideal in allowing easy assembly.

† Alemite Modular Manifold Blocks provide additional outlets between unit ports.



# Compressed Air Components

## Modular Accessories

### Modular Port Adapters

Product #	For Modular Size
339905	1/4"
339908	3/8"
339911	1/4"
339913	3/8"
339915	1/2"



### Panel Mount Nut

Product #	For Modular Size
339920	1/4" & 3/8"
339923	1/2"



### Wall-Mount Bracket

Product #	For Modular Size	Use With
339925	1/4" & 3/8"	Filter, Lubricator
339928	1/4" & 3/8"	Regulator, Piggyback
339930	1/2"	Filter, Lubricator
339932	1/2"	Regulator, Piggyback



### Air Pressure Gauges

Product #	Dial Range	Connection
339947	0-60 psi	1/4" NPT
339948	0-160 psi	1/4" NPT
339949	0-300 psi	1/4" NPT



# Compressed Air Components

## Standard-Duty Compressed Air Components

Filter/Moisture separators, regulators and lubricators combine to clean, dry and lubricate the air going into equipment. This helps to maintain efficient operation and prolong the life of the equipment.

## Standard-Duty Filter and Regulator Packages

Packages include filter/moisture separator with auto-drain, air regulator and gauge and necessary connecting hardware. Maximum regulated pressure is 125 psi. Maximum inlet pressure is 175 psi. Maximum operating temperature is 120°F.

Product #	Inlet/ Outlet	Moisture Separator	Regulator & Gauge	Connector (2 Each)	Auto- Drain
338860	1/4" NPTF(f)	5604-2	7604-B	327033	B334547-1
338862	1/2" NPTF(f)	5608-2	7608-B	51888	B334547-1



**338860**





# Compressed Air Components

## Standard-Duty Regulators

Constant regulated pressure prevents damage to air operated equipment. Relief feature bleeds off excess pressure when adjustment to lower pressure occurs. Includes strainer.

Product #	Inlet/Outlet	Max. Inlet Pressure	Adjust To	Pressure Gauge	Air Gauge Inlet (m)
7604-B	1/4" NPT	300 psi	125 psi	323449-4	1/4" NPT
7606-B	3/8" NPT	300 psi	125 psi	323449-4	1/4" NPT
7608-1	1/2" NPT	300 psi	125 psi	323449-4	1/4" NPT
7608-B	1/2" NPT	300 psi	125 psi	323449-4	1/4" NPT
7612-B	3/4" NPT	300 psi	250 psi	323449-4	1/4" NPT
7616-B	1" NPT	300 psi	250 psi	323449-4	1/4" NPT
7624-A*	1/4" NPT	300 psi	125 psi	391421	1/8" NPT



**7604-B**

### IMPORTANT INFORMATION

\* Miniature

NOTE: To order regulator only, replace -B suffix with -1. Example: 7604-1 is 1/4" regulator only. Product number 7624-A is not available as regulator only.

## Standard-Duty Air Pressure Gauges

Alemite Air Pressure Gauges indicate air pressure being applied to air-operated equipment.

Product #	Dial Range	Connection Location	Connection Thread
300049-4	0-200 psi / 0-14 bar	Bottom	1/4" NPTF(m)
B300049-4*	0-200 psi / 0-14 bar	Bottom	1/4" NPTF(m)
323449-4	0-200 psi / 0-14 bar	Back	1/4" NPTF(m)



**323449-4**

### IMPORTANT INFORMATION

\* Display package

# Compressed Air Components

## Standard-Duty Filters

Two-stage filtration removes condensation and foreign material with minimum pressure drop. Maximum inlet pressure is 250 psi (17 bar). Maximum operating temperature is 150°F. Manual drain units. Metal bowl construction. Built-in sight glass indicates fluid level.

### REQUIRED ACCESSORIES:

- Automatic Drain Mechanism (B334547-1) p.167

Product #	Inlet/ Outlet	Air Flow @ 100 psi Inlet Pressure	Bowl Capacity
5604-2	1/4" NPTF(f)	50 cfm	5 oz.
5606-2	3/8" NPTF(f)	60 cfm	5 oz.
5608-2	1/2" NPTF(f)	105 cfm	8 oz.
5612-2	3/4" NPTF(f)	270 cfm	16 oz.
5616-2	1" NPTF(f)	350 cfm	16 oz.
5644-1*	1/4" NPTF(f)	50 cfm	5 oz.



5608-2

### IMPORTANT INFORMATION

\* Includes automatic drain mechanism

## Standard-Duty Lubricators

Add regulated amount of lubricant to pressurized air. Single dial control. Automatically adjusts to changes in cfm. Maximum inlet pressure is 250 psi (17 bar). Maximum operating temperature is 150°F. Handles lubricant viscosities to 800 SSU at 100°F. Metal bowl construction. Built-in sight glass indicates fluid level.



5908-2

Product #	Inlet/ Outlet	Air Flow @ 100 psi Inlet Pressure	Bowl Capacity
5904-2	1/4" NPTF(f)	33 cfm	5 oz.
5906-2	3/8" NPTF(f)	33 cfm	5 oz.
5908-2	1/2" NPTF(f)	90 cfm	8 oz.
5912-2	3/4" NPTF(f)	330 cfm	16 oz.
5916-2	1" NPTF(f)	350 cfm	16 oz.



# Compressed Air Components

## Standard-Duty Accessories

---



### 7936

#### Mini Filter/Regulator

1/4" Mini Regulator and Filter/Moisture Separator with auto-dump. Inlet/Outlet 1/4" NPTF(f).



### B334547-1

#### Automatic Drain Mechanism

Has float controlled mechanism that automatically discharges captured moisture when bowl level nears capacity. Fits all Alemite moisture separator models.

# Single-Point Lubricators

## Introduction

When a single point requires lubrication around the clock, an Alemite Single-Point Lubricator is the answer. Available for both grease and oil, our single-point lubricators are self-contained units that offer worry-free operation.

### Single-Point Lubricators include:

Single-Point Lubricators .....	169
Visi-Lube Automatic Lubricator .....	172
Automatic Pressure Cup .....	172



# Single-Point Lubricators

## Single-Point Lubricators Introduction

When a single point calls for lubrication around the clock, an Alemite Single-Point Lubricator is the answer. Available in both grease and oil, our single-point lubricators are self-contained units that offer worry-free operation.

## Single-Point Lubricators



### 1745-20GR001

#### Greasomatic

#### FEATURES:

- Completely self-contained single-point lubricator
- Dispense 120 ml of lubricant at a pre-selected controlled rate over one to twelve months
- Capacity: 120 ml (approximately 96 lever grease gun strokes)
- Dimensions: 5" x 2-3/4"
- Operating pressure: under 20 psi
- Temperature range: -4°F to 140°F (-20°C to 60°C)
- Pressure-relief valve on unit will open and release lubricant if line or bearing is blocked, preventing over-pressurization and indicating the point is not receiving lubrication
- Easy-to-view flow monitoring windows on three sides of unit
- Constructed of corrosion-proof plastic for even the harshest environments
- Unit has seven built-in discharge rates
- Unit can be installed at any position using a non-return check valve at the bearing to prevent oil leaks
- The slightly acidic chemical materials creating the gas charge are non-hazardous

#### RECOMMENDED ACCESSORIES:

- Magnetic Clips for remote mounting

# Single-Point Lubricators

## Single-Point Lubricators



### 1746-151

#### Easylube Automatic Grease Lubricator

##### FEATURES:

- Corrosion, dust and moisture resistant
- Dispensing time and volume easily adjustable from one to twelve months
- Operates on an easily loaded and replaceable 6V x 1300 mAh lithium battery pack
- Capacity: 5 oz.
- Approximate weight (without grease): 1 lb. (557 g)
- Dimensions: 3-1/3" x 6" (85 mm x 155 mm)
- Connection thread: NPT 1/2" (M)
- Operating pressure: 75 psi max
- Temperature range: -5°F to 140°F (-20°C to 60°C)
- Rating: UL rated for Class I, Division 2, Groups B, C and D; Class II, Division 2, Groups F & G hazardous locations
- Explosion-Proof
- Refillable reservoir can be used repeatedly
- Operates with a balanced pressure from bearing resistance
- Warning light flashes when grease supply is exhausted or feed blockage occurs
- Can be remote mounted up to 15 feet away from lubepoint for difficult-to-reach areas

##### IMPORTANT INFORMATION

NOTE: See page 171 for additional information on the Easylube.



# Single-Point Lubricators

## Easylube reference table for setting dispensing time and volume

Time Setting	Switch (On)	Dispensing Grease Volume		
		Daily 24 Hrs	Weekly 7 Days	Monthly 30 Days
1 M	1	0.17 oz.	1.18 oz.	5.07 oz.
2 M	2	0.08 oz.	0.59 oz.	2.54 oz.
3 M	2 + 1	0.06 oz.	0.39 oz.	1.69 oz.
4 M	4	0.04 oz.	0.30 oz.	1.27 oz.
5 M	4 + 1	0.03 oz.	0.24 oz.	1.01 oz.
6 M	4 + 2	0.03 oz.	0.20 oz.	0.85 oz.
7 M	4 + 2 + 1	0.02 oz.	0.17 oz.	0.72 oz.
8 M	8	0.02 oz.	0.15 oz.	0.63 oz.
9 M	8 + 1	0.02 oz.	0.13 oz.	0.56 oz.
10 M	8 + 2	0.02 oz.	0.12 oz.	0.51 oz.
11 M	8 + 2 + 1	0.02 oz.	0.11 oz.	0.46 oz.
12 M	8 + 4	0.01 oz.	0.10 oz.	0.42 oz.

## Easylube Specifications

Specifications	
Rated output pressure (warning pressure)	75 psi (approx.)
Time setting for lubrication period	1 month to 12 months
Grease Cup volume	5.0 oz.
Lubricator's dimensions (D x H)	3.3 x 6 inches
Net weight (without grease)	1.0 lb. (approx.)
Connection thread	NPT 1/2" (M)
Power source (battery spec.) pack	Replaceable lithium photocell type (CR-P2) 6V x 1300 mAh
Ambient temp range	10° F - 122° F
Body's heat resistance	10° F - 194° F

## Accessories

Product #	Description
1746-151	Easylube 150 Single Point Lubricator
1746-151X	Easylube 150 Single Point Lubricator (10 Pack)
339588	Refillable Grease Cup PT 1/2" (M)
339589	Refill Grease Positioning Cover
339590	Refill Grease Nipple
339591	Adapter, 45 degree, 1/2" (F) x 1/8" (M)
339592	Adapter, Straight, 1/2" (F) x 1/8" (M)
339593	Adapter, 45 degree, 1/2" (F) x 1/4" (M)
339594	Adapter, Straight, 1/2" (F) x 1/4" (M)
339595	Adapter, 45 degree, 1/2" (F) x 3/8" (M)
339596	Adapter, Straight, 1/2" (F) x 3/8" (M)
339597	Remote mounting bracket for 8mm plastic tubing
339598	Remote mounting bracket for 1/4" metal tubing
339599	Adapter, 45 degree, 1/2" (F) x 8mm (M)
339600	Adapter, Straight, 1/2" (F) x 8mm (M)
339601	Adapter, 45 degree, 1/2" (F) x 10mm (M)
339602	Adapter, Straight, 1/2" (F) x 10mm (M)
339603	Battery Pack, Lithium, 6V
387386	5/8" Round Brush
387387	1-1/2" Round Brush
387388	2-1/4" Flat Brush
387390	Check Valve, 1/4" (F) x 1/4" (M)
387391	Oil Throttle

# Single-Point Lubricators



## B1741-A

Visi-Lube Automatic Lubricator

### FEATURES:

- Capacity: 1.22 oz.
- Length: 3-1/4"
- Operating temperature range: -40°F to 150°F (-40°C to 66°C)
- Handles grease up to NLGI #3
- Threaded base: 1/8" NPTF(m)
- Automatically controls grease flow via spring pressure rating (see table)
- Refillable through standard hydraulic grease fitting
- Contains no chemicals or gases
- Clear plastic allows grease level to be checked at a glance
- Unit constructed of sturdy, one-piece steel base and core
- Safety vent prevents overfilling

### INCLUDED ITEMS:

- 3 Pressure Springs

Spring	Full	Empty	Color
Heavy	5.8 psi	3.6 psi	Black
Medium	4.6 psi	2.9 psi	Green
Light	3.5 psi	2.2 psi	Orange



## 43570-A2

Automatic Pressure Cup

### FEATURES:

- Capacity: 1.75 oz.
- Outlet: 1/4" NPTF(m)
- Provides extended pressurized lubrication while bearings are in motion
- Adjustable knob controls lubricant flow
- Tapered metering pin attached to unit piston ensures uniform flow
- Refillable through standard fitting

### INCLUDED ITEMS:

- 3 Variable Pressure Springs

### Pressure Ratings (psi)

Spring	Full	Empty	Color
Extra Heavy	14.1	6.6	Black
Heavy	8.6	3.9	Green
Standard	6.6	3.1	Orange





# Lubrication Accessories

## Lube Truck Accessories

### Lube Truck Accessories include:

Tie-Down Kits.....	173
Drum Nests .....	173
Dollies & Hand Trucks.....	174
Lube Cart.....	175

## Tie-Down Kits

Provides safe mounting of pumps and drums to truck platform or bed.



### FEATURES:

- Tie-down rods hook into eye bolt
- Hand-sized knobs provide quick removal of tie-down rod for easy drum changes

### INCLUDED ITEMS:

- Two rods
- Two knobs
- Two eye bolts
- Two connecting components

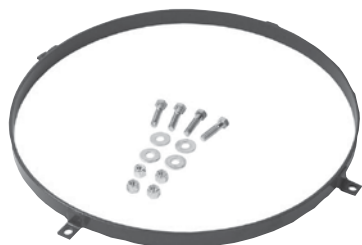
### Tie-Down Kits

Product #	Drum Size	Use with Cover
321340	120 lb./16 gal.	338371, 338977, 323800-4
324831	400 lb./55 gal.	324792-4, 324793-4
334850*	400 lb./55 gal.	N/A

### Combination Cover Tie-Down Kits

Product #	Drum Size	Drum Cover	Tie-Down Kit	Adapter Plate	Bung Seal Kit
333402	400 lb.	324793-4	324831	N/A	N/A
333403	400 lb.	324793-4	324831	322593	N/A
333408	55 gal.	324792-4	324831	N/A	N/A

## Drum Nests



### 326060-4

#### Drum Nest

Provides added security by mounting to truck bed or platform to maintain 55-gallon/400-lb. container position.

### INCLUDED ITEMS:

- Nuts
- Bolts
- Washers

### IMPORTANT INFORMATION


\* Attaches to chime of container to secure contents not in use.

NOTE: See page 180 for lube truck configuration

# Lubrication Accessories

## Dollies & Hand Trucks

Alemite makes it easier and more convenient to move product containers. Each item is constructed of steel and is durable for tough environments.




### 316315-5

Dolly for 16-Gallon/120-lb. Drums

#### FEATURES:

- Diameter: 20"
- Four free-swiveling casters provide smooth mobility
- Three sturdy brackets with large thumbscrews lock container securely to base
- Approximate shipping weight: 10 lb.



### 336899

Dolly for 55-Gallon/400-lb. Drums

#### FEATURES:

- Diameter: 23-1/2"
- Sturdy utility dolly for easy movement of 55-gallon/400-lb. drums
- All-steel welded construction
- Cross-braces provide additional durability (not adjustable)
- Approximate shipping weight: 18 lb.



### 336575-A1

Band Dolly for 5-Gallon/35-lb. Containers

#### FEATURES:

- Unit is adjustable (Nominal diameter 11-1/2")
- Four free-swiveling casters provide smooth mobility
- Container rests on three sturdy welded platforms
- Approximate shipping weight: 4 lb.



### 336575-B1

Band Dolly for 16-Gallon/120-lb. Containers

#### FEATURES:

- Unit is adjustable (Nominal diameter 14-1/4")
- Four free-swiveling casters provide smooth mobility
- Container rests on three sturdy welded platforms
- Approximate shipping weight: 6.5 lb.



### 338958

### 338958

Two-Wheeled Truck for 35- and 120-lb. Containers

#### FEATURES:

- Load rests directly on wheels and axle
- Ideal for uneven surfaces and for easy transport
- Unit clamps securely to drum or to pump/drum assembly
- Dimensions: 25" L x 20" W x 37-1/2" H
- Approximate shipping weight: 19.2 lb.



### 6764-4

### 6764-4

Three-Wheeled Truck for 55-Gallon Drums

#### FEATURES:

- One-person operation
- Built-in levers retract rear wheels, allowing frame to rest on floor for easy drum loading/unloading
- Lever acts as brake
- Unit has three, 6" steel wheels (front wheel pivots)
- Includes tow handle



# Lubrication Accessories

## Dollies & Hand Trucks



### 6774-4

Two-Wheeled Truck for 120-lb. Drums

#### FEATURES:

- Load rests directly on wheels and axle
- Unit clamps securely to pump and drum assembly
- Dimensions: 16" W x 37" H
- Unit has two, 5-1/4" steel wheels
- Approximate shipping weight: 12 lb.

### 6777-5

Porta-Cart

#### FEATURES:

- Overall width: 18"
- Reduces time between lube points
- Easy to use with stable base
- Reduces operator fatigue
- Use with High-Volume Bucket Pumps (7181 Series) and Multi-Pressure Bucket Pumps (7149 and 6713 Series)
- Approximate shipping weight: 29 lb.

## Lube Cart

### 340341

Lube Cart

#### FEATURES:

- Four-wheeled drum cart
- Load capacity: 400 lb. / 55 gallon
- Dimensions: 38" L x 26" W
- Designated space for hose reel
- Pivoting back wheels allow cart to move smoothly around corners
- An arm extends to hold the control handle or meter for ease of use
- The handle pivots to allow an operator to manually pull/push the cart or attach to a motorized cart
- Approximate shipping weight: 89 lb.



# Example Product Configurations

## Introduction

Alemite products and systems can be used in a vast number of configurations and arrangements for a wide range of applications and end-uses. Within this section are some example configurations to provide an idea as how to best use Alemite Lubrication Equipment. To ensure Alemite systems are properly installed and capable of meeting your operation's needs, contact our qualified Technical Support Team or an Alemite Distributor before installing Alemite Lubrication Systems or Components.

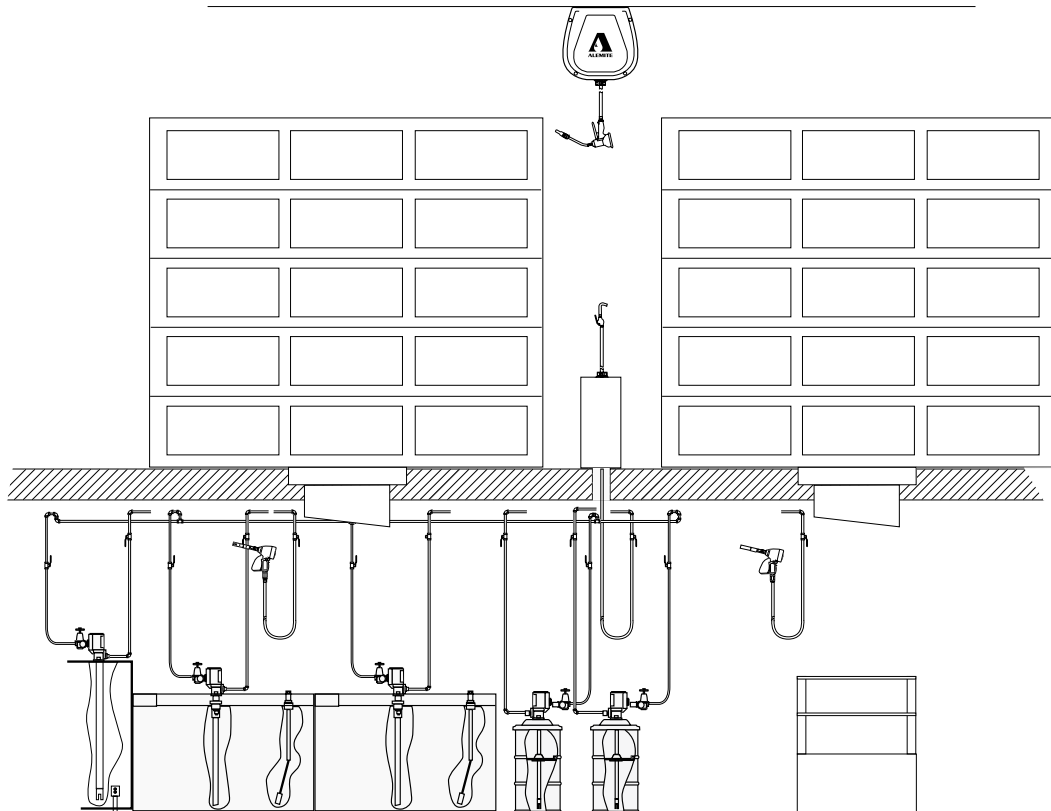
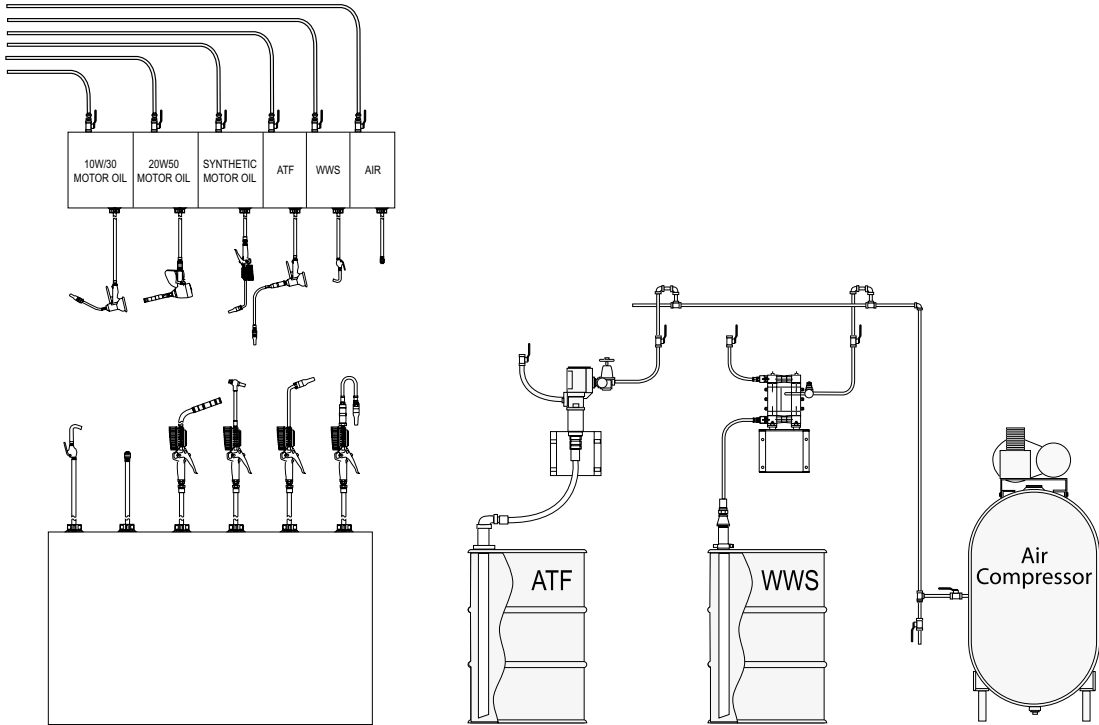
### Alemite Example Product Configurations include:

Shop Systems .....	177
Lube Truck .....	180
Tote-A-System with Heavy-Duty Pump .....	181
Grease Pump Systems with Heavy-Duty Reel .....	182
Medium-Pressure Oil Pump & Reel Systems .....	184
Used Fluid Systems .....	186



# Example Product Configurations

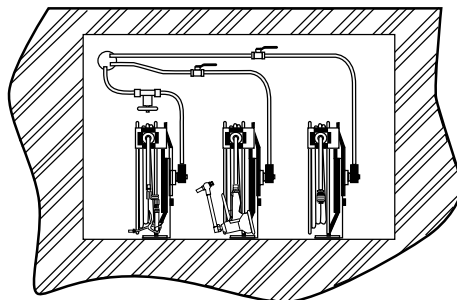
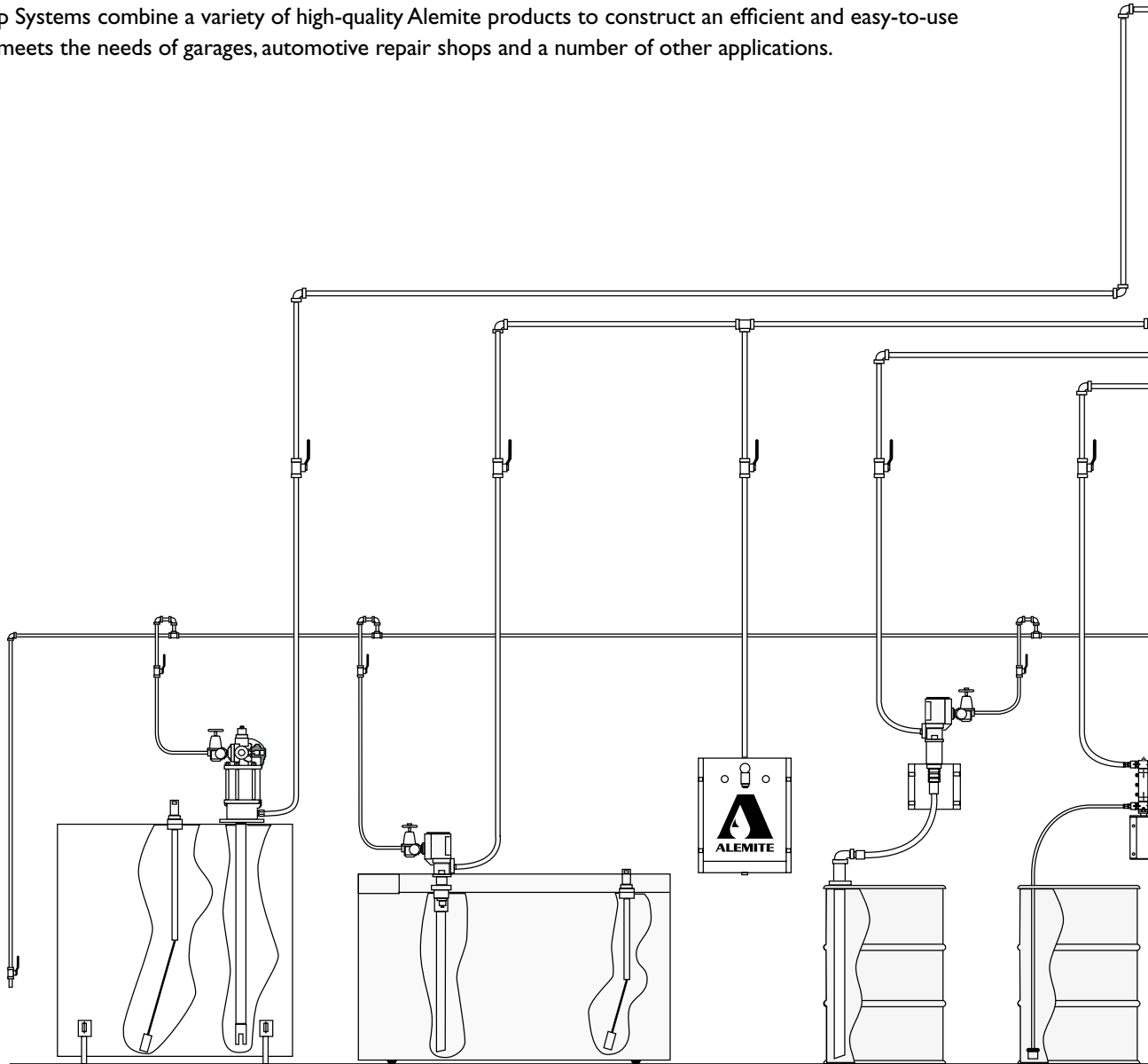
## Shop Systems



# Example Product Configurations

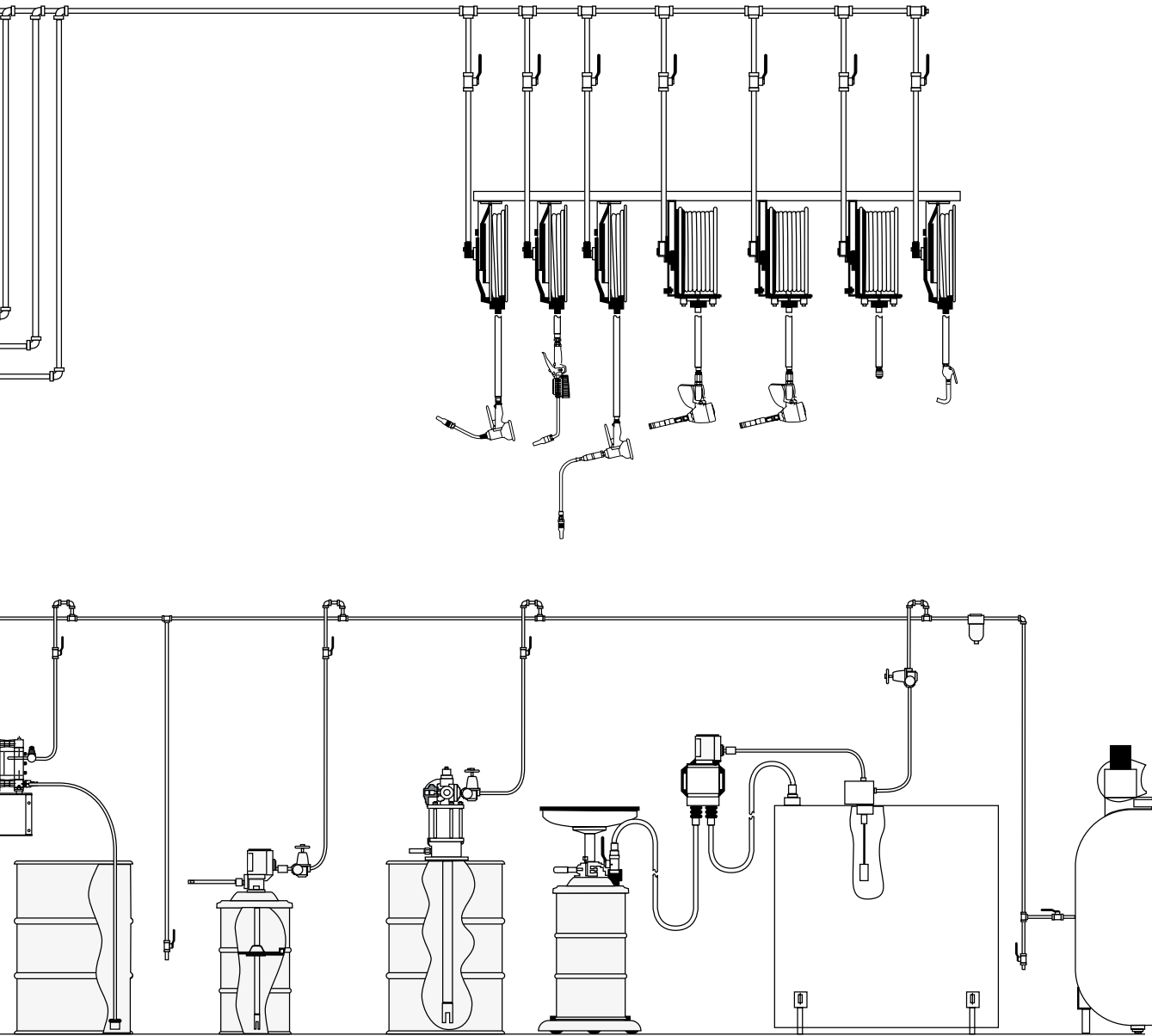
## Shop Systems

Alemite Shop Systems combine a variety of high-quality Alemite products to construct an efficient and easy-to-use system that meets the needs of garages, automotive repair shops and a number of other applications.



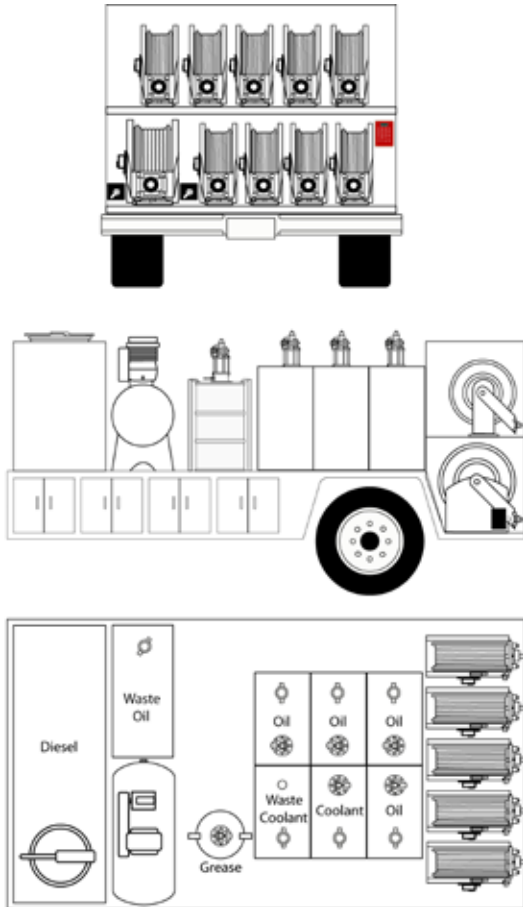


# Example Product Configurations



# Example Product Configurations

## Lube Truck



## Grease

Part Number	Qty.	Description	Page
8081-B	1	H.P. Double Post Reel, 50' Hose, Hose Stop	127
6320-3	1	H.P. Control Valve	144
B321320	1	H.P. Z-Swivel	138
7785-B5	1	40:1 Heavy Duty Pump	71
323800-4	1	Cover	102
338804	1	Follower	103
321340	1	Tie Down Kit	173
340323-4	1	Grease Label	N/A

## Oils

Part Number	Qty.	Description	Page
8081-D	4	M.P. Double Post Reel, 50" Hose, Hose Stop	127
3621	3	Meters: 2 - Motor Oil, Gear Oil	153
3622	1	Meter: Hydraulic Oil	153
7783-C4	4	6:1 Heavy Duty Stub Pump: Motor Oil, Gear Oil, Hydraulic Oil	82
NPN	4	Suction Tube by Installer	N/A
340323-2	2	Engine Oil Label	N/A
340323-8	1	Gear Oil Label	N/A
340323-9	1	Hydraulic Oil Label	N/A
339000-B	1	Accu-Guard® Compact +	111
339005	4	Pulsemeter	112
338315	4	Fluid Solenoid Valve	112
339003-1	1	Power Supply	112

## Coolant

Part Number	Qty.	Description	Page
8081-D	1	M.P. Double Post Reel, 50' Hose, Hose Stop	127
8202	1	1/2" Diaphragm Pump	94
3621	1	Meter	153
340080	1	Pulsemeter	112
338315	1	Fluid Solenoid Valve	112





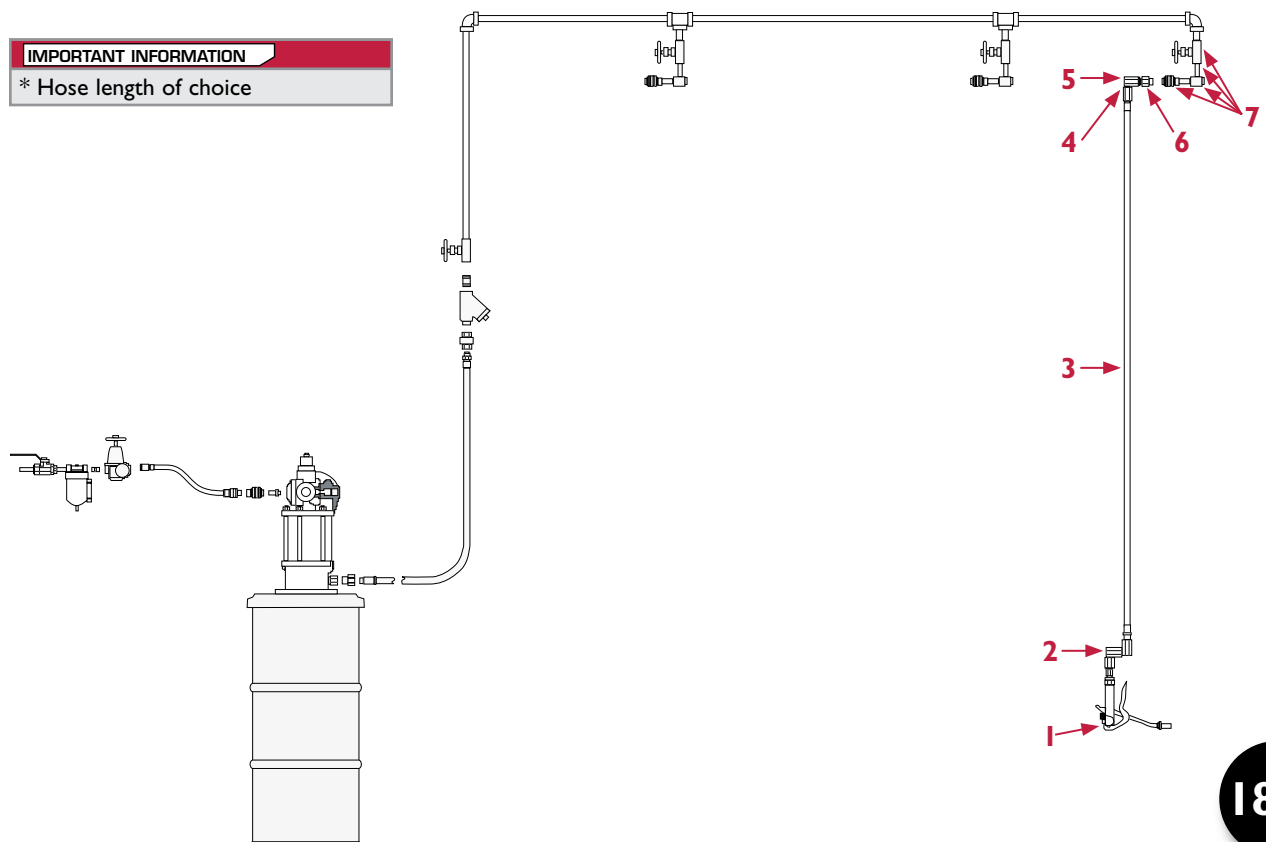
# Example Product Configurations

## Tote-A-Hose System with Heavy-Duty Pump

This Alemite system provides high-pressure lubrication to any part of a plant from one centrally located lubricant area, eliminating the need for lubricant substations and duplicated equipment. This system offers a hose assembly that permits a wide working arc so that it may be placed adjacent to one or several machines. The Alemite Control Valve supplies a single measured shot or a continuous flow of lubricant.

System consists of an air-operated lubricant pump, lubricant pipeline, snap-on coupler stations and Tote-A-Hose control valve assembly that can be carried from station to station.

Item	Product #	Qty.	Description	Page
1	6320-3	1	Control Valve	144
2	B52752	1	Z-Type Swivel	138
3	317875-XX	1	High-Pressure 1/4" I.D. Hose XX Length*	107
4	B52751	1	90° Swivel	138
5	42802	1	Coupling	N/A
6	1823-1	1	Giant Buttonhead Fitting	19
7	320290	1	Tote-A-Hose Outlet Assembly	N/A



# Example Product Configurations

## Grease Pump Systems with Heavy-Duty Reel

Alemite Grease Systems featuring an Alemite Heavy-Duty Reel offer functionality and convenience to a range of applications. Allowing the user to reach a broad area with the extension capabilities of our heavy-duty reels, these systems provide simplicity when lubricating at high pressures.

### 387769

Standard-Duty Grease Pump with Heavy-Duty Reel – 120-lb. Drum

Included Items: 1-17 below (except 7 & 10 – these have to be furnished by the equipment installer)

Item	Product #	Qty.	Description	Page
1	8550-A1	1	50:1 Pump & Cover	69
2	338802	*	Follower	103
3	317882-7	1	Hose	139
4	1001-86	1	Union	34
5	380372-B1	1	Strainer	104
6	308785	2	Shut-Off Valve	N/A
7	NPN	***	Lubricant Piping	N/A
8	8078-B	1	50' Reel Assembly	124
9	6320-3	1	Control Valve	144
10	NPN	***	Air Piping	N/A
11	338860	1	Filter/Regulator Package †	164
12	317803-3	1	Hose	141
13	B328030	*	Air Coupler	N/A
14	B328034	*	Air Adapter	N/A
15	51888	1	Male Adapter	34
16	SWA274	1	1/2" Ball Valve	N/A
17	130552	1	Male/Male Adapter	34
18	B331107	1	Swivel	138

### 387770

RAM Grease Pump with Heavy-Duty Reel – 120-lb. Drum

Included Items: 1-17 below (except 7 & 10 – these have to be furnished by the equipment installer)

Item	Product #	Qty.	Description	Page
1	9950-A1	1	50:1 Pump & Cover	67
2	338802	**	Follower	103
3	317882-7	1	Hose	139
4	1001-86	1	Union	34
5	380372-B1	1	Strainer	104
6	308785	2	Shut-Off Valve	N/A
7	NPN	***	Lubricant Piping	N/A
8	8078-B	1	50' Reel Assembly	124
9	6320-3	1	Control Valve	144
10	NPN	***	Air Piping	N/A
11	338860	1	Filter/Regulator Package †	164
12	317803-3	1	Hose	141
13	328030	1	Air Coupler	N/A
14	328034	1	Air Adapter	N/A
15	51888	1	Male Adapter	34
16	SWA274	1	1/2" Ball Valve	N/A
17	130552	1	Male/Male Adapter	34
18	B331107	1	Swivel	138

#### IMPORTANT INFORMATION

\* Included with 8550-A1

\*\* Included with 9950-A1

\*\*\* NPN – furnished by equipment installer

† Use 338860 when filter/regulator is mounted to a wall. Use 7936 when attached to pump.



# Example Product Configurations

## Medium-Pressure Oil Pump and Reel Systems

Ideal for high-volume lubrication or multiple location dispensing, these medium-pressure systems pipe lubricant from one centrally located area to any on-site location equipped with one or more retractable hose reels within the system.

System consists of a medium-pressure, air-operated lubricant pump, lubricant pipeline and one or more hose reels with control valve.

### 387772

RAM Oil Pump with Heavy-Duty Reel –  
16-Gallon Drum

Included Items: 1-15 below (except 5 & 8 – these have to be furnished by the equipment installer)

Item	Product #	Qty.	Description	Page
1	9960-A	1	5:1 Pump	80
2	317856-5F	1	Hose	140
3	380372-A1	1	Strainer	104
4	SWA274	3	1/2" Ball Valve	N/A
5	NPN	**	Lubricant Piping	N/A
6	8078-D	1	50' Reel Assembly	124
7	3685-1	1	Oil Meter	148
8	NPN	**	Air Piping	N/A
9	338860	1	Filter/Regulator Package †	164
10	317803-3	1	Hose	141
11	328030	*	Air Coupler	N/A
12	328034	*	Air Adapter	N/A
13	51888	1	Male Adapter	34
14	1000-88	1	Adapter	34
15	130552	1	Male/Male Adapter	34

### 387773

RAM Oil Pump with Heavy-Duty Reel –  
55-Gallon Drum

Included Items: 1-15 below (except 5 & 8 – these have to be furnished by the equipment installer)

Item	Product #	Qty.	Description	Page
1	9969-B	1	5:1 Pump	80
2	317856-5F	1	Hose	140
3	380372-A1	1	Strainer	104
4	SWA274	3	1/2" Ball Valve	N/A
5	NPN	**	Lubricant Piping	N/A
6	8078-D	1	50' Reel Assembly	124
7	3685-1	1	Oil Meter	148
8	NPN	**	Air Piping	N/A
9	338860	1	Filter/Regulator Package †	164
10	317803-3	1	Hose	141
11	328030	*	Air Coupler	N/A
12	328034	*	Air Adapter	N/A
13	51888	1	Male Adapter	34
14	1000-88	1	Adapter	34
15	130552	1	Male/Male Adapter	34

#### IMPORTANT INFORMATION

\* Not supplied with Alemite pump

\*\* NPN – furnished by equipment installer

† Use 338860 when filter/regulator is mounted to a wall. Use 7936 when attached to pump.



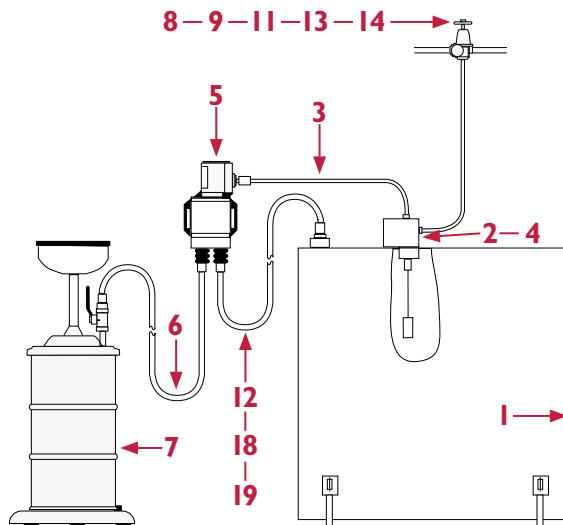
# Example Product Configurations

## Used Fluid Systems

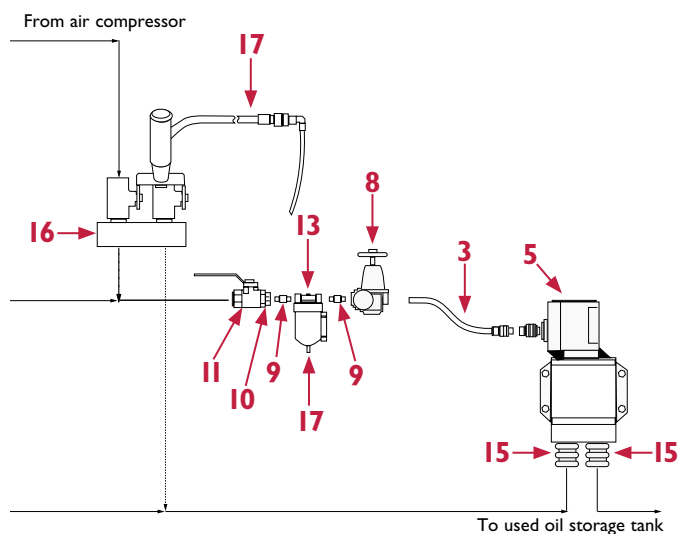
Alemite Used Fluid Systems provide safe and efficient disposal of used fluid. Available in an above-ground or a pit setup, these systems safely and effectively store used product until the time of disposal.

Item	Product #	Description	Page
1	SWA267	275-Gallon Tank	N/A
2	1000-44	Adapter Union 1/4"(m) x 1/4"(f)	34
3	317803-7	Hose	141
4	340078	Tank Sentry	119
5	9920	Evacuation Pump	80
6	338554	Hose, Ball Valve, Coupler Kit	120
7	8586	Portable Drain	115
8	7604-B	Air Regulator w/ Gauge 1/4"	165
9	327033	Adapter 1/4"(m) x 1/4"(f)	34
10	51891	Bushing 1/2"(m) x 1/4"(f)	35
11	SWA274	1/2" Ball Valve	N/A
12	338552	Bushing 2"(m) x 3/4"(f)	35
13	5604-2	Moisture Separator	166
14	B334547-1	Auto Dump Mechanism	167
15	1000-1616	Adapter Union 1"(m) x 1"(f)	34
16	338556	Evacuation Valve	119
17	338557	Suction Wand Kit	119
18	317898-5	Hose	117
19	1000-1612	Adapter 1"(m) x 3/4"(f)	34

### Typical Above Ground Used Fluid System



### Typical Pit Used Fluid System





# Pump Performance Charts

## Introduction

Alemite has a pump to meet virtually every industry application. To find the right pumps for your operation, check the performance capabilities using the performance curves within this section.

### Material Discharge Pressure:

To find material discharge pressure (psi) at a specific delivery (GPM) and air pressure (psi):

1. Locate required delivery along bottom of scale.
2. Follow vertical line up to where it intersects with air pressure curve (solid line).
3. Follow line horizontally to the left column of chart to determine discharge pressure.

### Air Consumption:

To find air consumption (CFM) at a specific delivery (GPM) and air pressure (psi):

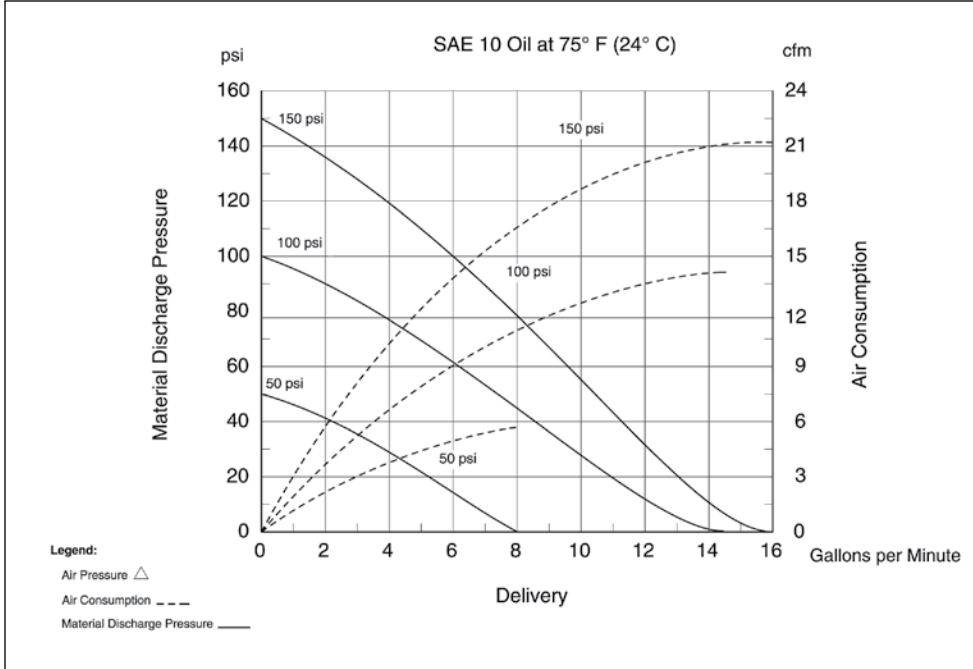
1. Locate required delivery along bottom of scale.
2. Follow vertical line up to where it intersects with air pressure curve (dashed line).
3. Follow line horizontally to the right column of chart to determine air consumption.



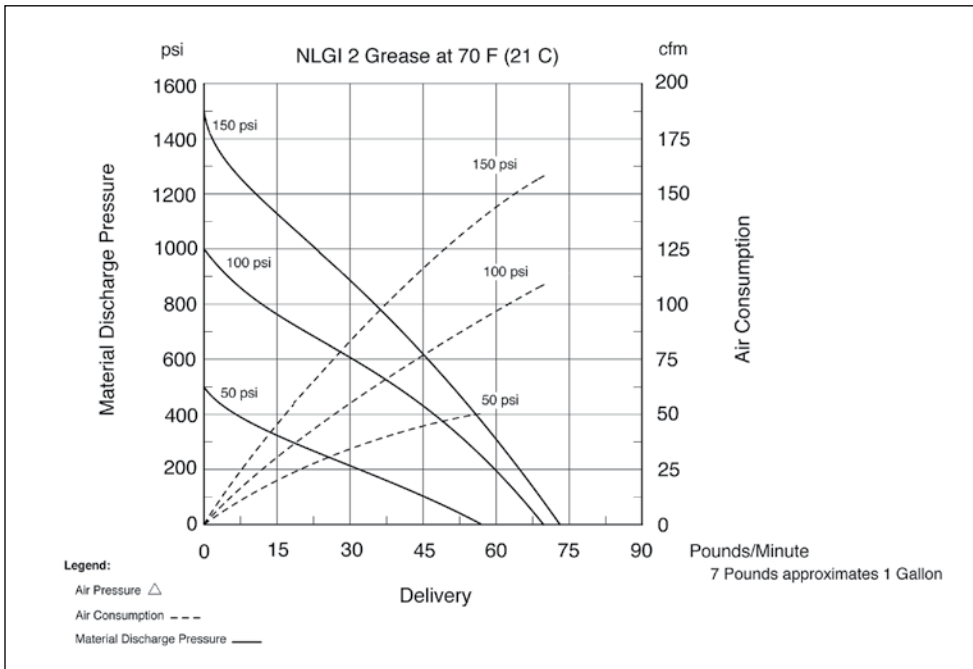
# Pump Performance Charts

## Pump Performance Curves

### 7216 series



### 7735 series



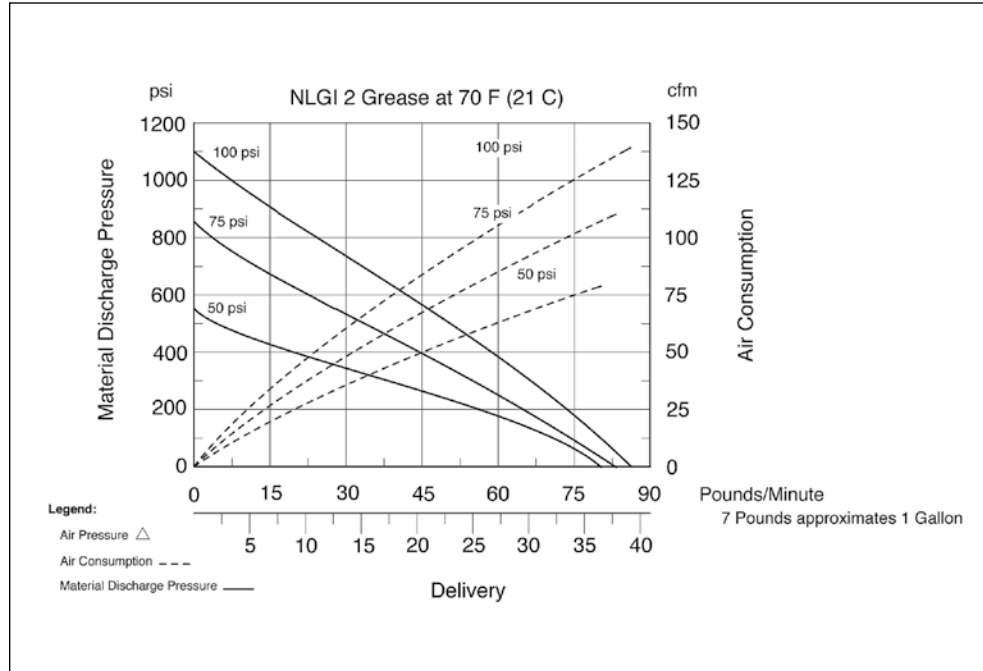




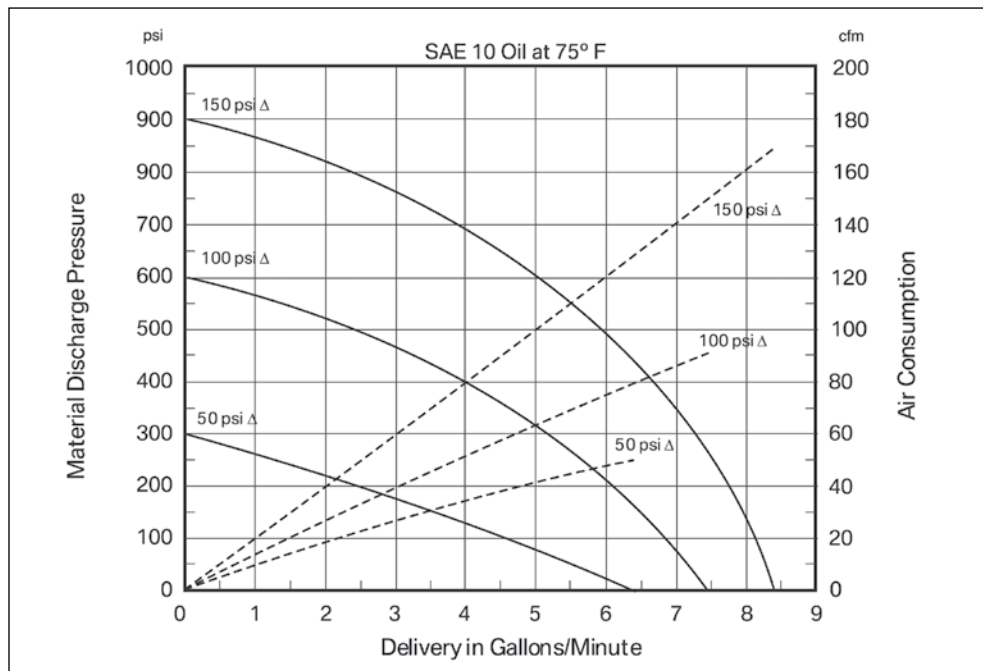
# Pump Performance Charts

## Pump Performance Curves

### 7736 series



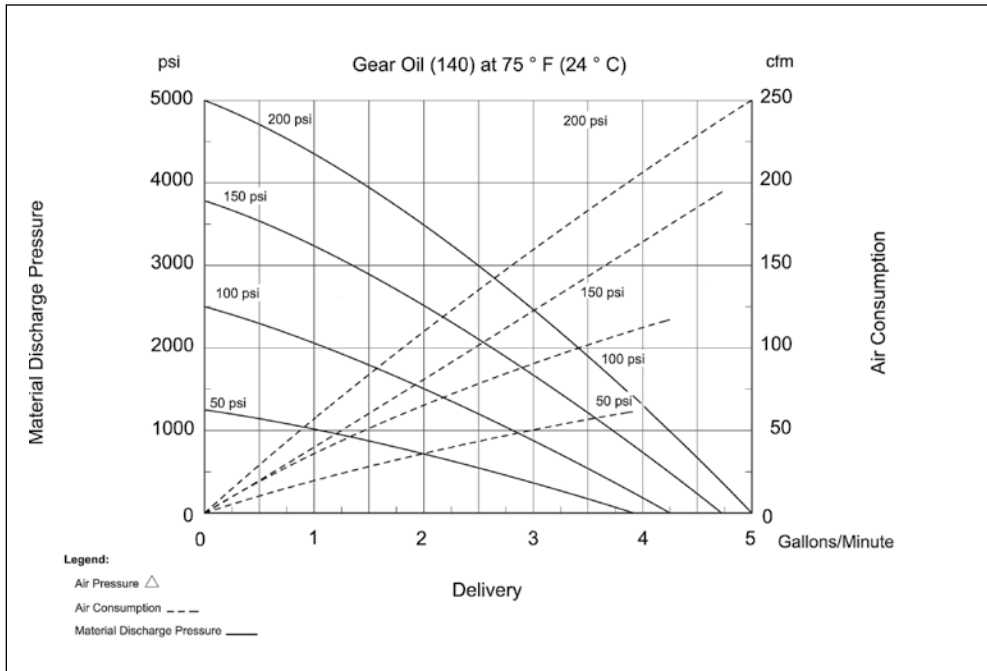
### 7783 series



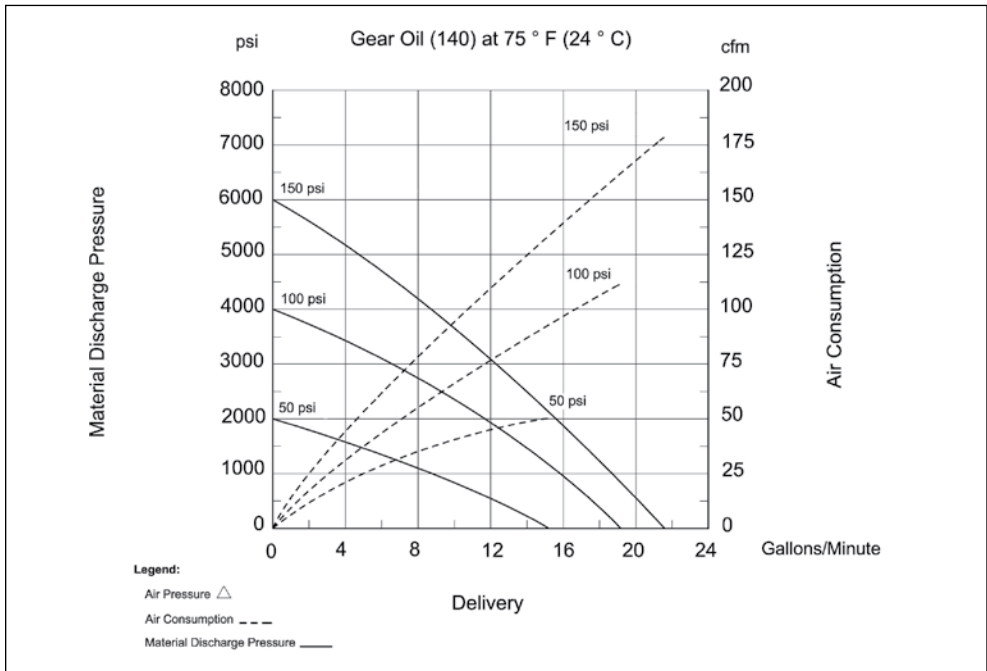
# Pump Performance Charts

## Pump Performance Curves

### 7784 series



### 7785 series

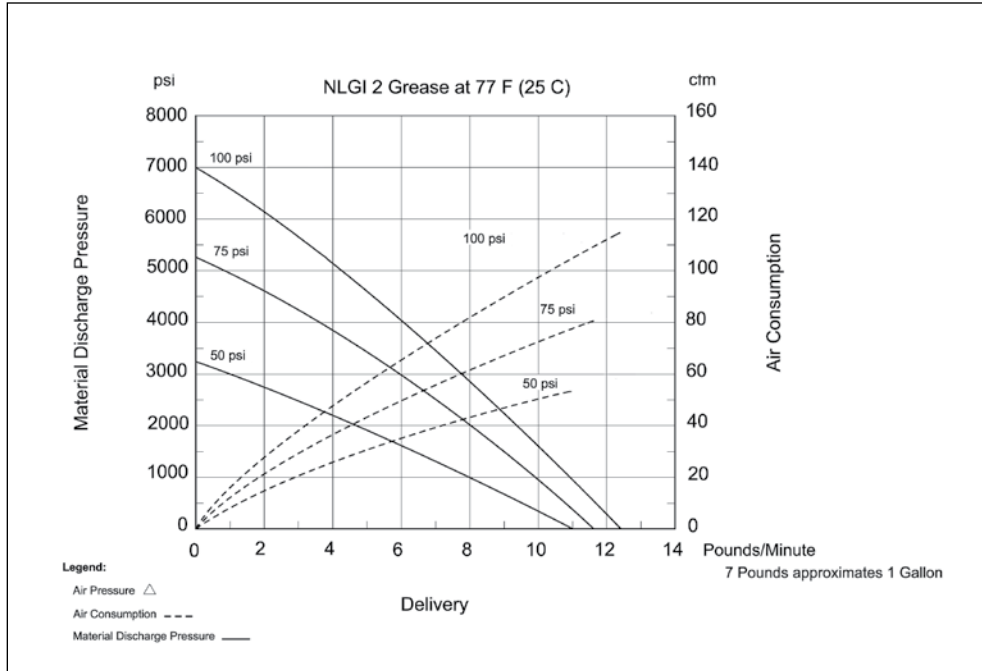




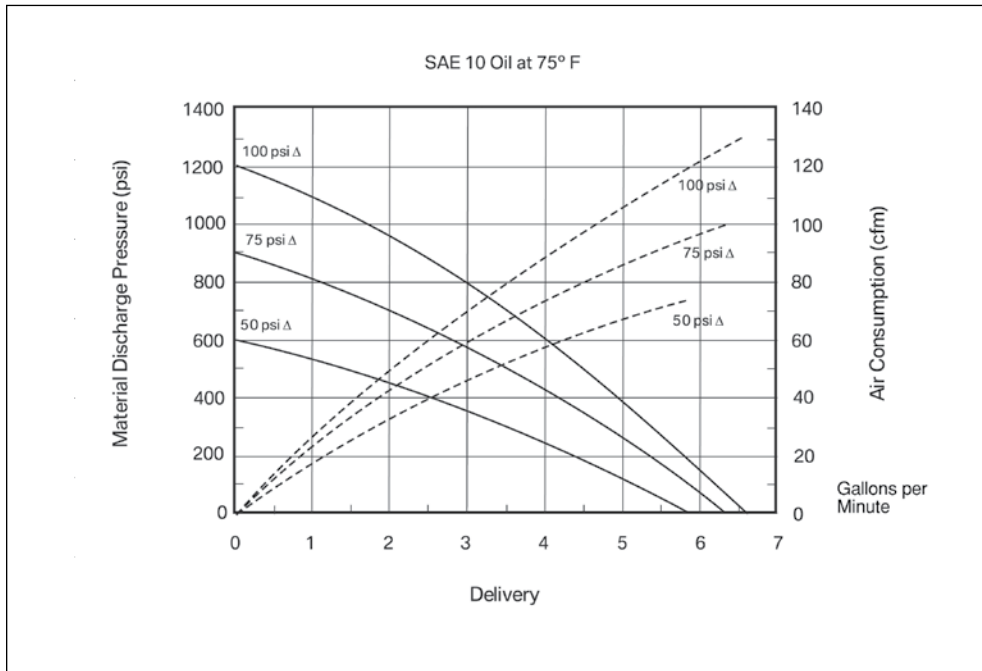
# Pump Performance Charts

## Pump Performance Curves

### 7730, 7786 series



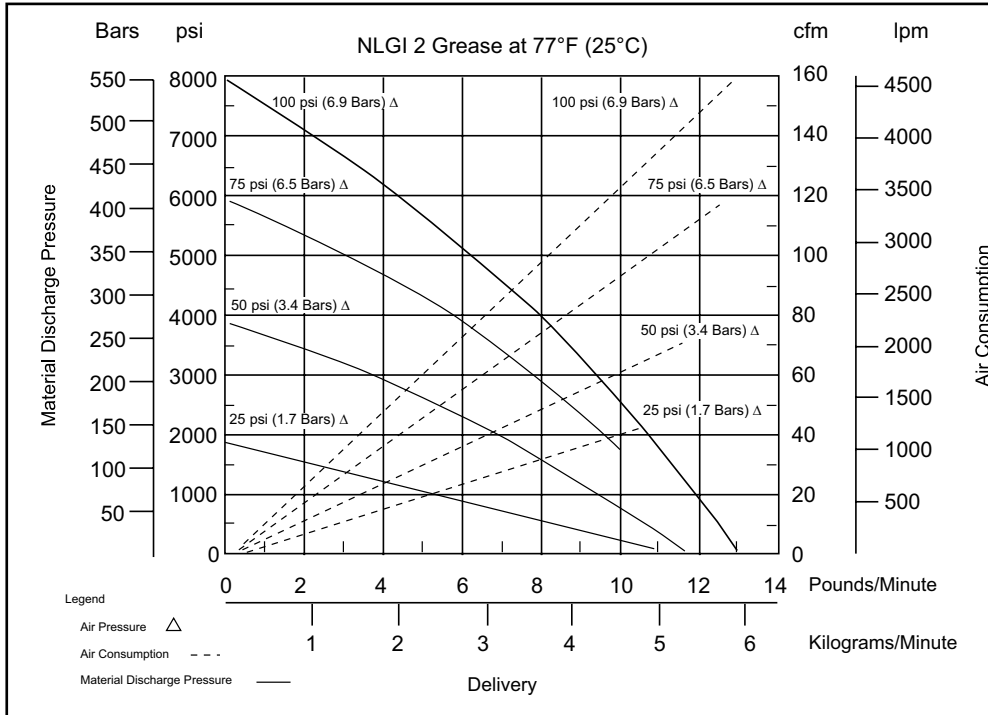
### 7793



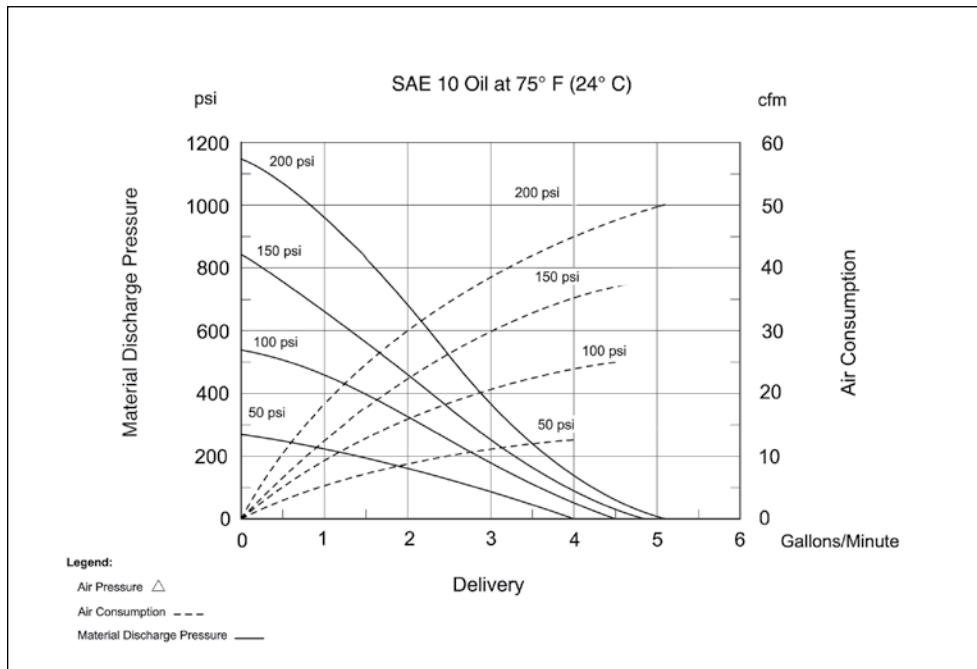
# Pump Performance Charts

## Pump Performance Curves

### 7795 series



### 7835 series

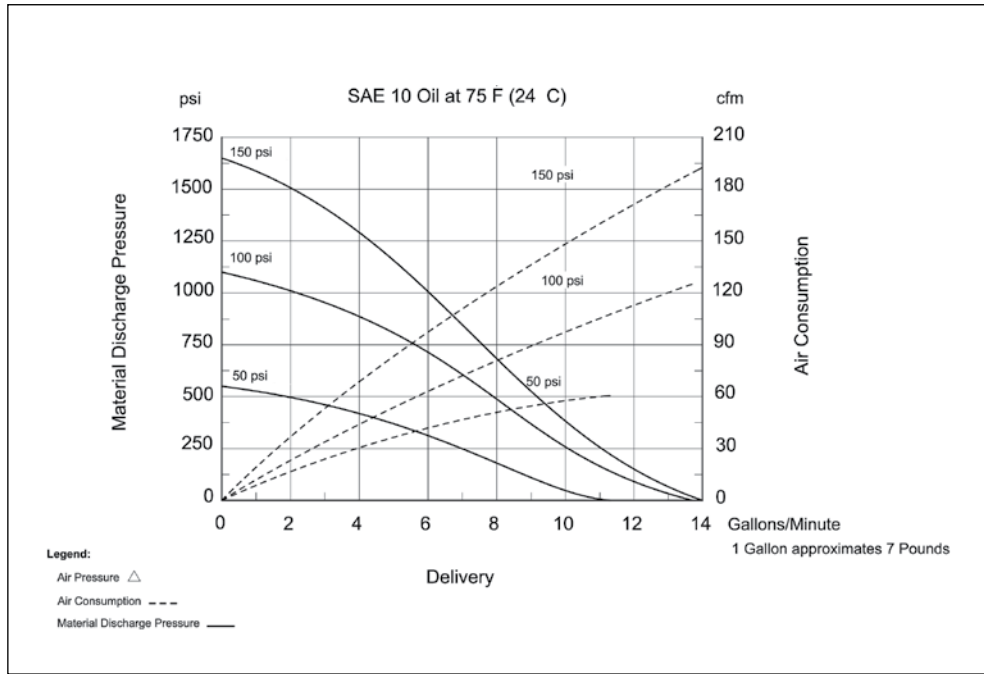




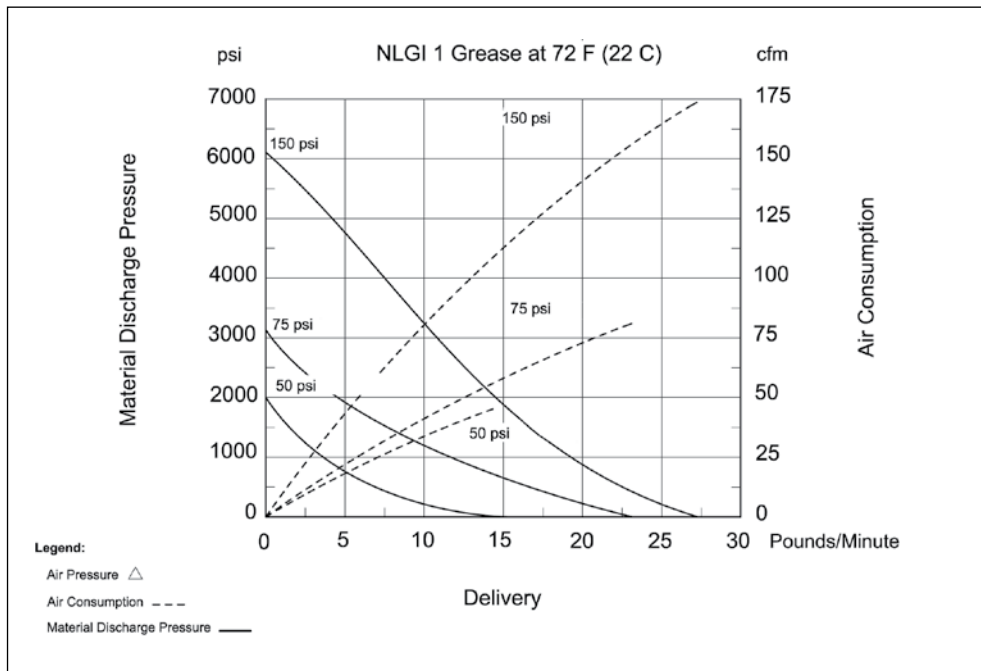
# Pump Performance Charts

## Pump Performance Curves

### 7886 series



### 7889 series



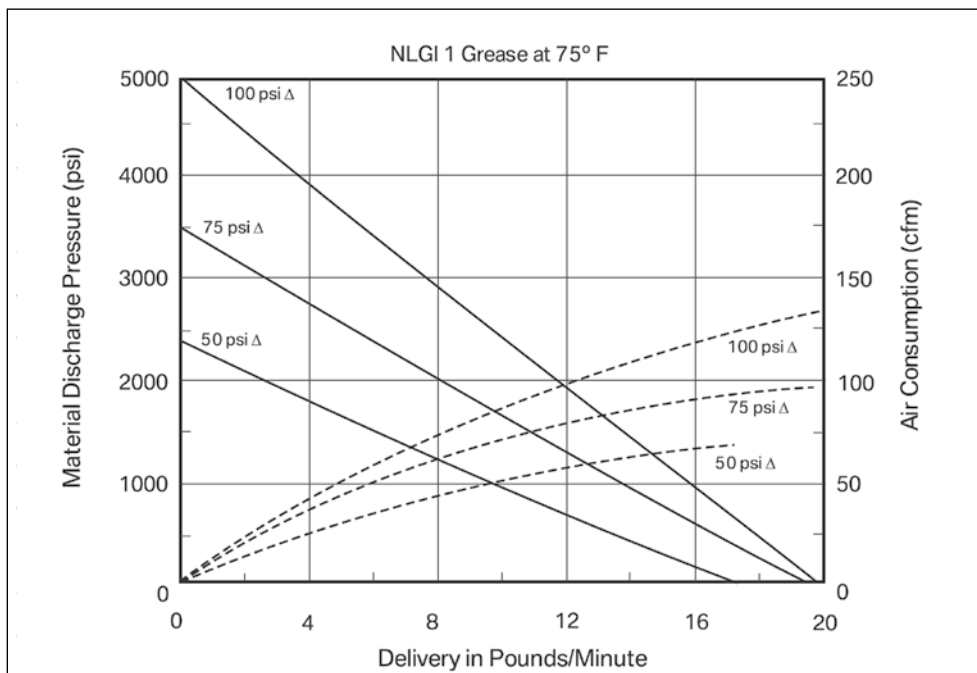
# Pump Performance Charts

## Pump Performance Curves

### 7890



### 7893

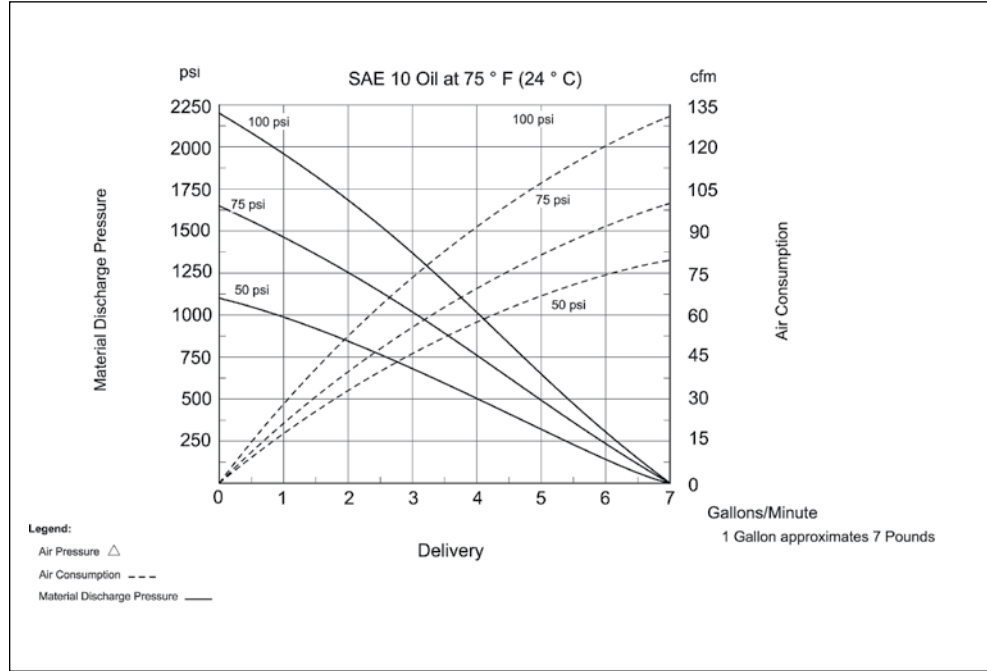




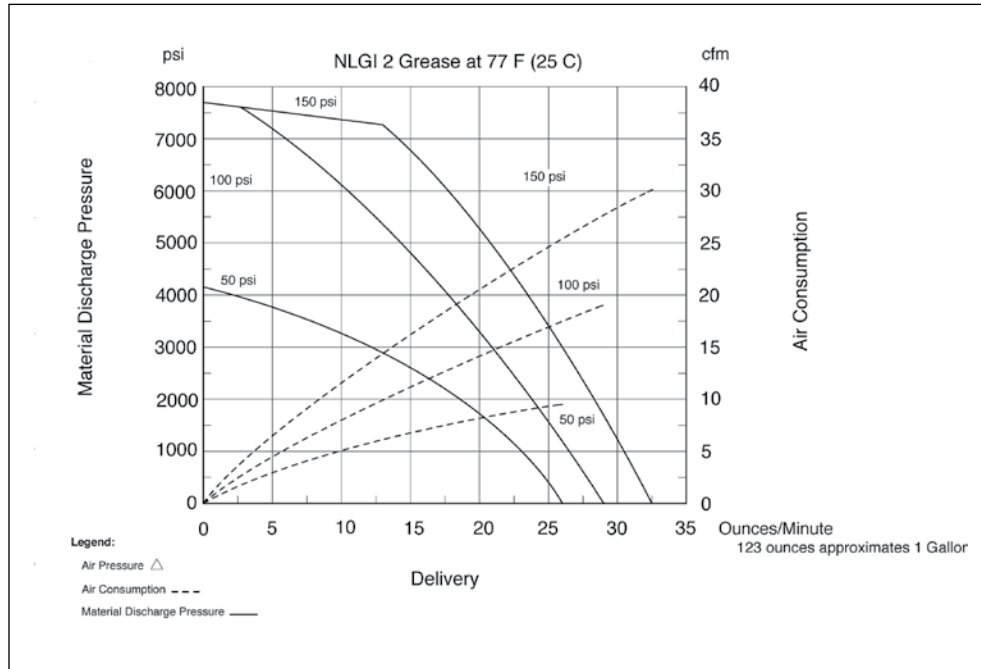
# Pump Performance Charts

## Pump Performance Curves

### 7896 series



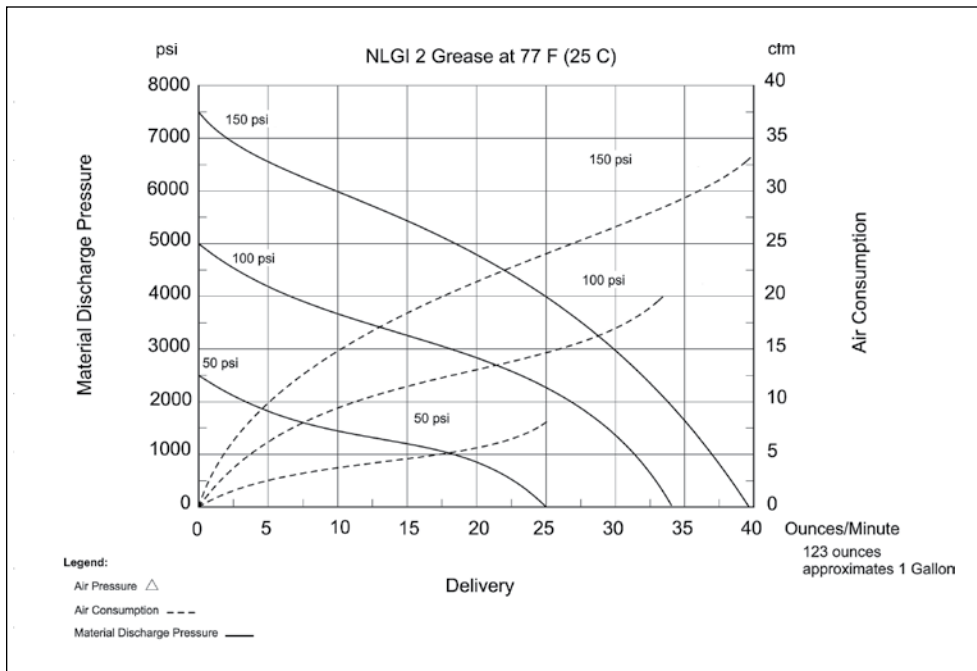
### 8540, 8541, 8549 series



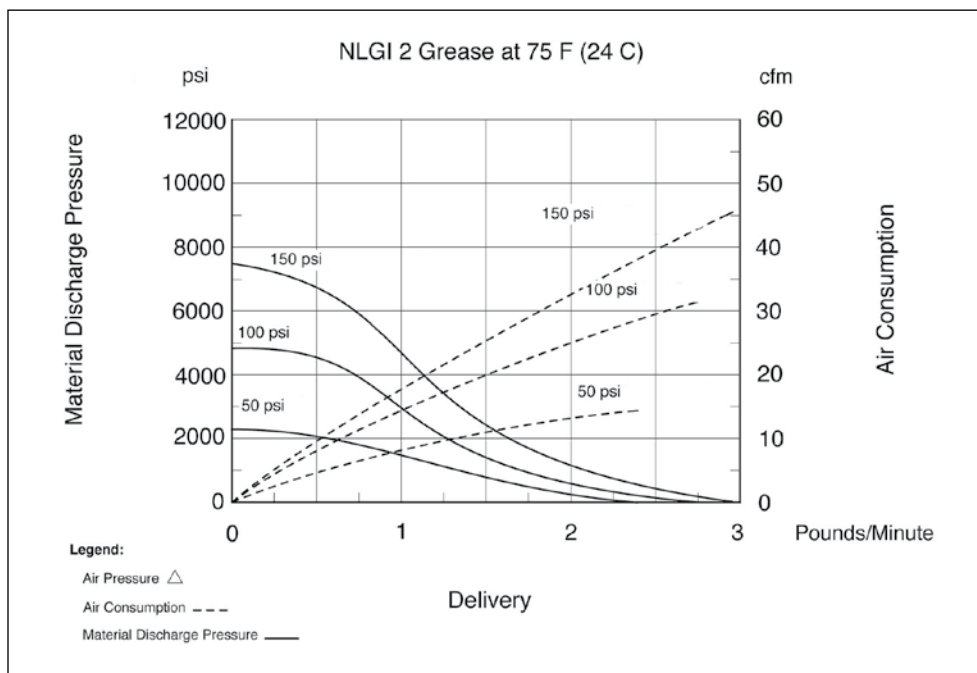
# Pump Performance Charts

## Pump Performance Curves

### 8550, 8559 series



### 9930, 9951-1, 9979



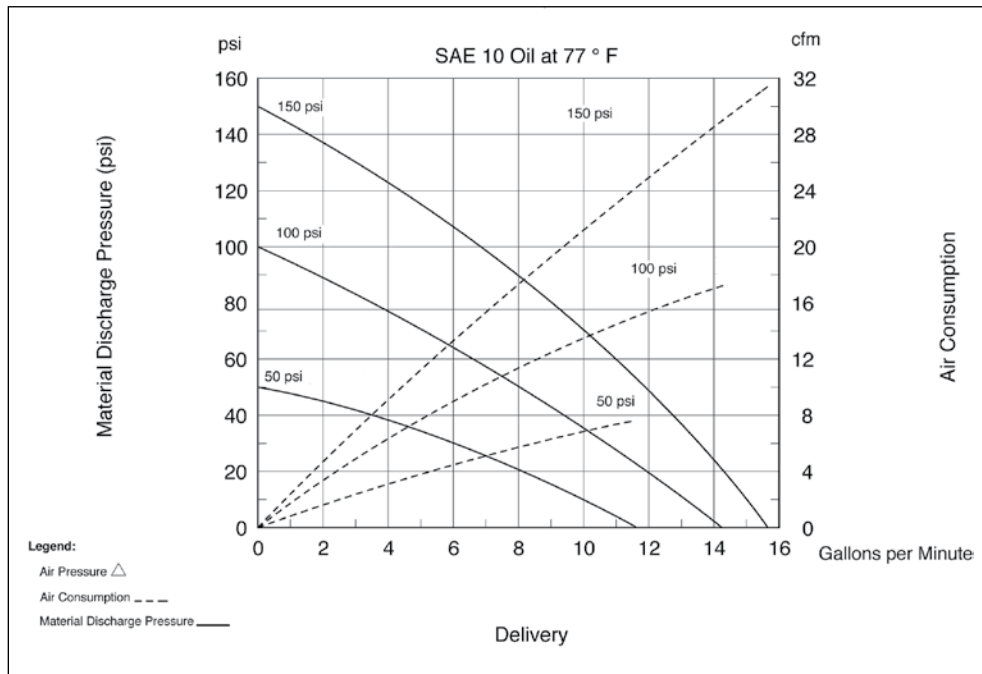




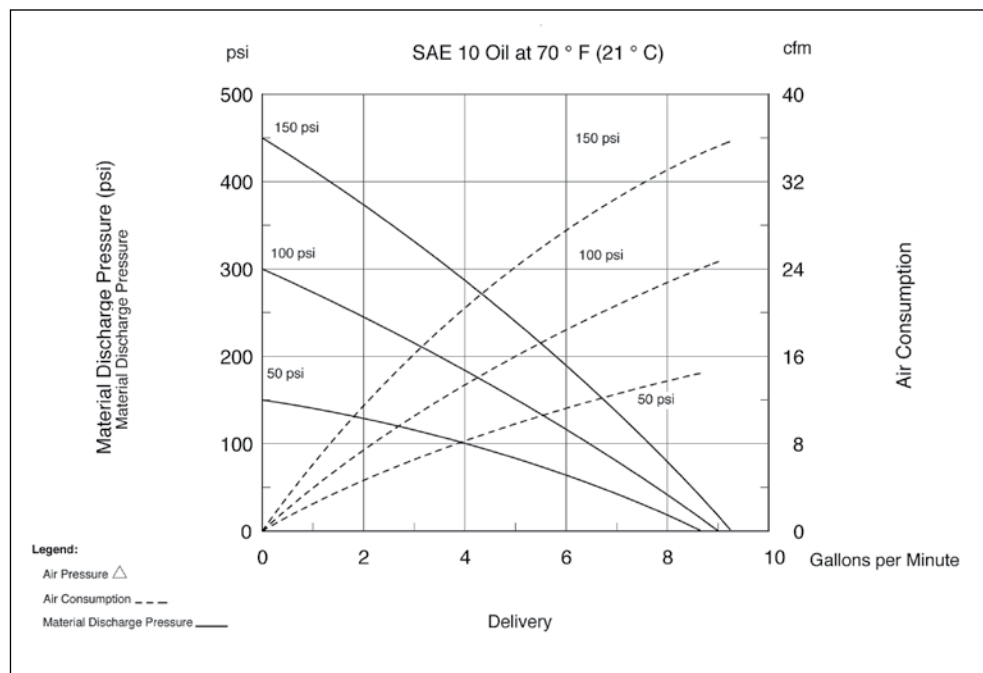
# Pump Performance Charts

## Pump Performance Curves

### 9916-A1



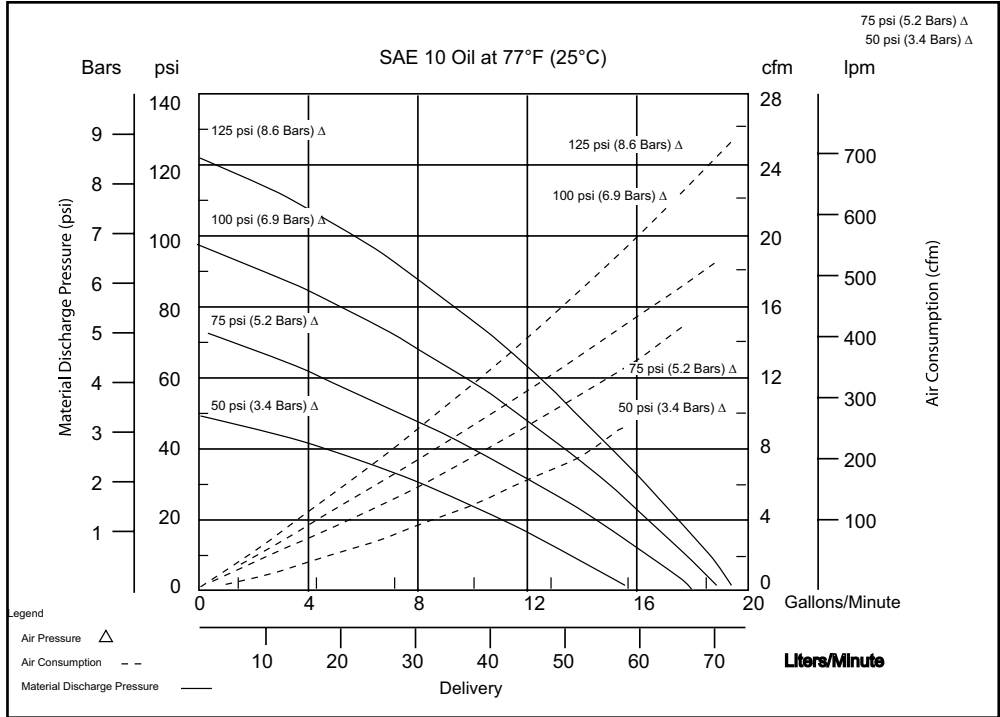
### 9918-A



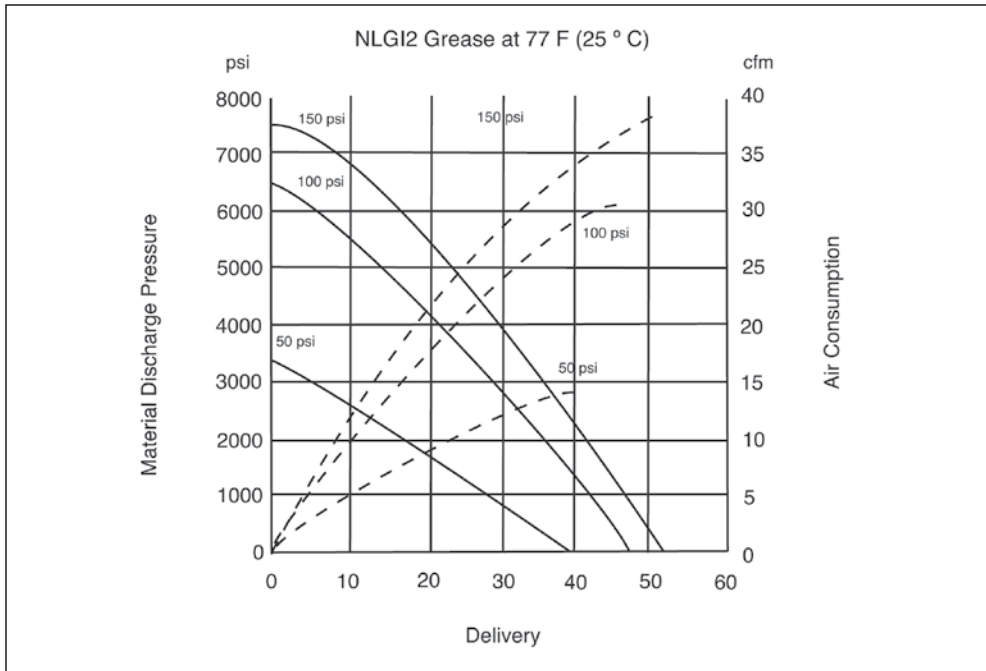
# Pump Performance Charts

## Pump Performance Curves

### 9920



### 9940, 9941, 9949





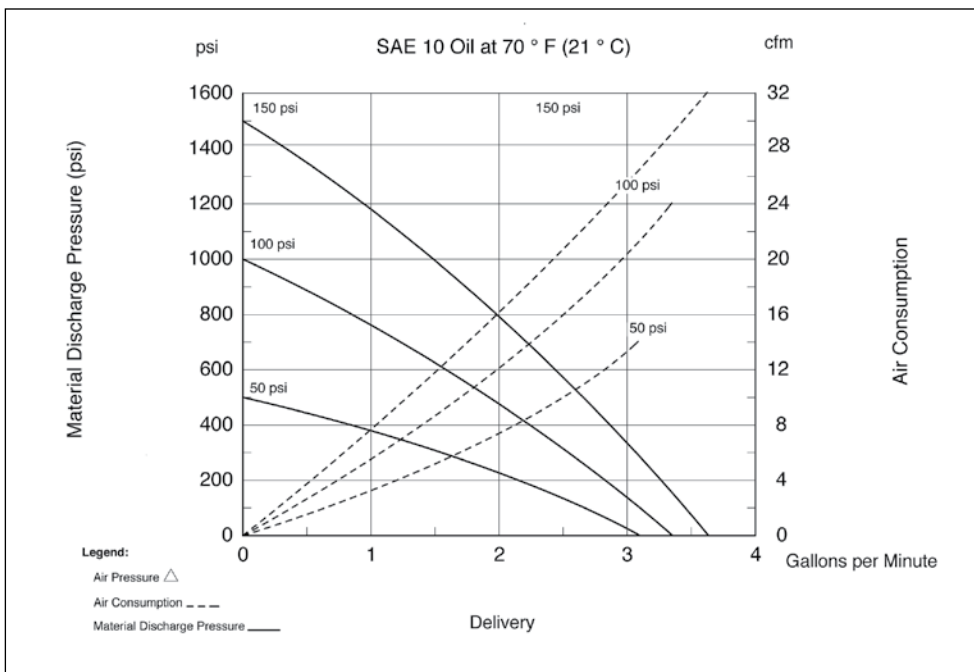
# Pump Performance Charts

## Pump Performance Curves

### 9960, 9968, 9969 series



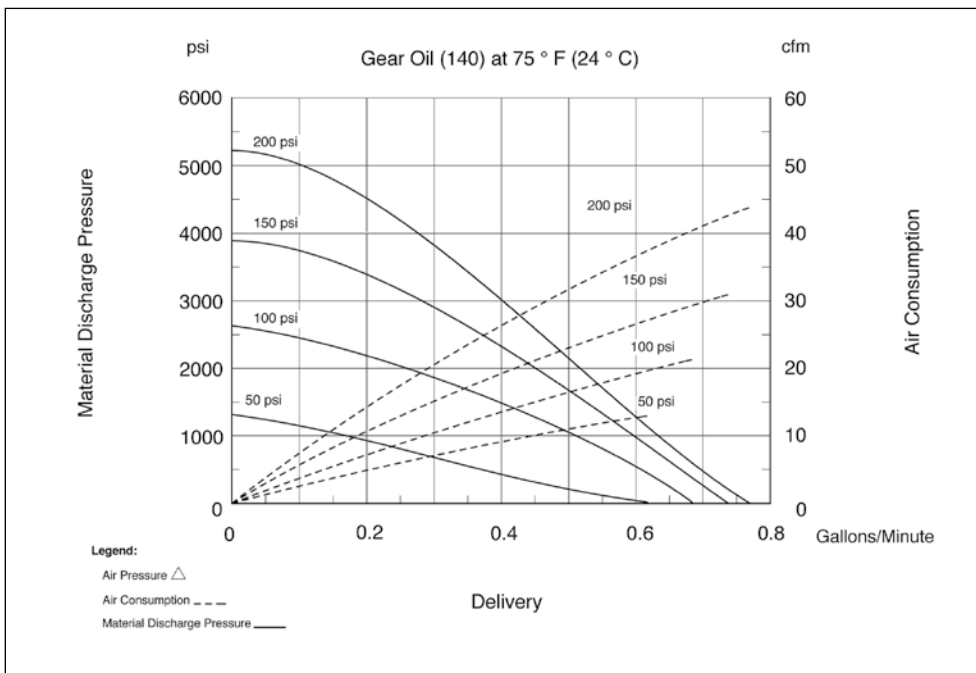
### 9970 series



# Pump Performance Charts

## Pump Performance Curves

### 331571 series





# Motor/Tube Chemical Combinations

## Motor ODP/TEFC Down Tube PP Suitable Chemicals

Acetic acid (10 to 80%)  
Acetic acid, glacial (to 100°F, 38°C)  
Aluminum chloride  
Aluminum fluoride  
Aluminum hydroxide  
Aluminum nitrate  
Aluminum potassium nitrate  
Aluminum sulfate  
Ammonium bifluoride (to 70°F, 21°C)  
Ammonium carbonate  
Ammonium chloride  
Ammonium fluoride (25%)  
Ammonium hydroxide  
Ammonium nitrate  
Ammonium nitrite (to 70°F, 21°C)  
Ammonium oxalate  
Ammonium persulfate  
Ammonium phosphate (monobasic, dibasic, tribasic)  
Ammonium sulfate  
Arsenic acid  
Barium carbonate  
Barium chloride  
Barium hydroxide  
Barium sulfate  
Barium sulfide  
Bismuth carbonate  
Black liquors  
Boric acid  
Bromic acid  
Butyric acid  
Calcium bisulfide  
Calcium bisulfite  
Calcium chlorate  
Calcium chloride  
Calcium hydroxide  
Calcium hypochlorite (to 70°F, 21°C)  
Calcium nitrate  
Calcium sulfate  
Calcium sulfite  
Carbonic acid  
Cellosolve®  
Chromic acid, 10%  
Chromic acid, 50%  
Citric acid  
Citric oils  
Copper chloride  
Copper cyanide  
Copper nitrate  
Ethylene glycol  
Fatty acids  
Ferric chloride  
Ferric nitrate  
Ferric sulfate  
Ferrous chloride  
Ferrous sulfate  
Fluoboric acid  
Fluosilicic acid  
Formaldehyde  
Formic acid  
Gallic acid  
Glycerin  
Hydrobromic acid  
Hydrochloric acid, 20%  
Hydrochloric acid, 37% (cold)

Hydrofluoric acid, 20%  
Hydrofluosilicic acid, 20%  
Hydrogen fluoride  
Iodine\*  
Lactic acid  
Lead acetate  
Lead sulfamate  
Magnesium carbonate  
Magnesium chloride  
Magnesium hydroxide  
Magnesium sulfate  
Maleic acid  
Mercuric chloride, dilute solution  
Mercuric cyanide  
Milk  
Muriatic acid, 20%  
Muriatic acid, 37% (cold)  
Nickel chloride  
Nickel sulfate  
Nitric acid, 20%  
Nitrobenzene  
Oleic acid  
Oxalic acid  
Phenol (carbolic acid)  
Phosphoric acid, <20%  
Phosphoric acid, 20 to 40%  
Phosphoric acid, 20 to 45%  
Photographic solutions  
Plating solutions, chrome 40  
Plating solutions, copper  
Plating solutions, gold  
Plating solutions, iron  
Plating solutions, lead  
Plating solutions, nickel  
Plating solutions, silver  
Plating solutions, tin  
Plating solutions, zinc  
Potassium bicarbonate  
Potassium bromide  
Potassium carbonate  
Potassium chlorate  
Potassium chloride  
Potassium chromate  
Potassium dichromate  
Potassium hydroxide  
Potassium nitrate  
Potassium permanganate  
Potassium sulfate  
Silicone oil  
Silver nitrate  
Soap solutions  
Sodium bicarbonate  
Sodium bisulfate  
Sodium bisulfite  
Sodium bromide  
Sodium carbonate  
Sodium chlorate, 50%  
Sodium chloride  
Sodium cyanide  
Sodium hydroxide, 20%  
Sodium hydroxide, 50%  
Sodium hydroxide, 80%  
Sodium hypochlorite, <20%  
Sodium nitrate  
Sodium perborate  
Sodium phosphate  
Sodium silicate  
Sodium sulfate  
Sodium sulfide  
Sodium thiosulfate

Stannic chloride  
Sulfate liquors  
Sulfur  
Sulfuric acid, <10%  
Sulfuric acid, 10 to 75%  
Sulfurous acid  
Tannic acid  
Transformer oil

## Motor XPRF Down Tube SS Suitable Chemicals

Acetaldehyde  
Acetate solvents  
Acetone  
Acetyl chloride  
Acetylene  
Alcohols  
Ammonia, aqua (10%)  
Ammonia, aqueous  
Ammonia, concentrated  
Amyl acetate  
Amyl chloride  
Barium nitrate  
Butane  
Butyl acetate  
Butylene  
Carbon disulfide  
Cetyl alcohol  
Chlorobenzene  
Copper sulfate  
Cyclohexane  
Cyclohexanol  
Cyclohexanone  
Diethyl ether  
Diisobutylene  
Epichlorohydrin  
Ethanolamine  
Ether  
Ethyl acetate  
Ethyl chloride  
Ethyl ether  
Ethylene chloride  
Ethylene dichloride  
Heptane  
Hexane  
Hydrogen peroxide  
Hydrogen sulfide (cold)  
Hydrogen sulfide (hot)  
Isopropyl ether  
Jet fuel (JP3, JP4, JP5)  
Lacquer solvents  
Ligroin  
Methyl acetone  
Methyl ethyl ketone  
Methyl isobutyl ketone  
Monoethanolamine  
Naphtha  
Naphthalene  
Tartaric acid  
Titanium tetrachloride  
Wood oil  
Xylene

## Motor ODP/TEFC Down Tube PVDF Suitable Chemicals

Acetamide (below 75°F, 24°C)  
Acetic acid  
Acetic acid, glacial (to 120°F, 49°C)  
Aluminum chloride  
Aluminum fluoride  
Aluminum hydroxide  
Aluminum nitrate  
Aluminum potassium nitrate  
Aluminum sulfate  
Ammonium bifluoride  
Ammonium carbonate  
Ammonium chloride  
Ammonium fluoride (10-25%)  
Ammonium hydroxide  
Ammonium nitrate  
Ammonium persulfate  
Ammonium phosphate (monobasic, dibasic, tribasic)  
Ammonium sulfate  
Ammonium sulfide (to 120°F, 49°C)  
Ammonium thiocyanate  
Ammonium thiosulfate  
Aniline (to 75°F, 24°C)  
Aniline hydrochloride (to 75°F, 24°C)  
Aqua regia, 80% (to 75°F, 24°C)  
Arsenic acid  
Barium carbonate  
Barium chloride  
Barium hydroxide  
Barium sulfate  
Barium sulfide  
Benzaldehyde (to 75°F, 24°C)  
Benzene sulfonic acid (to 75°F, 24°C)  
Benzoic acid  
Bismuth carbonate  
Black liquors  
Boric acid  
Brine acid  
Bromic acid  
Bromine, liquid (to 150°F, 66°C)  
Bromine water  
Butyric acid  
Calcium bisulfide  
Calcium bisulfite  
Calcium chlorate  
Calcium chloride  
Calcium hydroxide  
Calcium hypochlorite (to 70°F, 21°C)  
Calcium nitrate  
Calcium sulfate  
Carbonic acid  
Carbon tetrachloride  
Cellosolve®  
Chlorine, liquid  
Chlorobenzyl chloride (to 125°F, 52°C)  
Chloroform (to 125°F, 52°C)  
Chromic acid, 10% (to 120°F, 49°C)  
Chromic acid, 50% (to 120°F, 49°C)  
Citric acid

**Motor ODP/TEFC  
Down Tube PVDF  
Suitable Chemicals  
Continued**

Copper chloride  
Copper cyanide  
Copper nitrate  
Cresylic acid (to 150°F, 66°C)  
Diesel fuels  
Ethylene glycol  
Fatty acids  
Ferric chloride  
Ferric nitrate  
Ferric sulfate  
Ferrous sulfate  
Fluoboric acid (to 140°F, 60°C)  
Fluosilicic acid  
Formaldehyde (to 120°F, 49°C)  
Formic acid  
Furfural  
Gallic acid (to 75°F, 24°C)  
Gelatin  
Glue, PVA  
Glycerin  
Glycols  
Hydrobromic acid  
Hydrochloric acid, 20%  
Hydrochloric acid, 37% (cold)  
Hydrochloric acid, 37% (hot)  
Hydrofluoric acid, 20%  
Hydrofluoric acid, 50%  
Hydrofluoric acid, 75%  
Hydrofluoric acid, conc. (cold)  
Hydrofluosilicic acid, 20%  
Hypochlorous acid  
Iodine (to 150°F, 66°C)  
Lactic acid (to 120°F, 49°C)  
Lead acetate  
Magnesium carbonate  
Magnesium chloride  
Magnesium hydroxide  
Magnesium sulfate  
Maleic acid  
Mercuric chloride, dilute solution  
Mercuric cyanide  
Methyl chloride  
Milk  
Muriatic acid, 20%  
Muriatic acid, 37% (cold)  
Muriatic acid, 37% (hot)  
Nickel chloride  
Nickel sulfate  
Nitric acid, 20%  
Nitric acid, conc. (to 120°F, 49°C)  
Nitrobenzene (to 75°F, 24°C)  
Oleic acid  
Oxalic acid (to 125°F, 52°C)  
Palmitic acid  
Perchloric acid+C131  
Perchloroethylene  
Petrolatum  
Phenol (carbolic acid)  
Phosphoric acid, <20%  
Phosphoric acid, 20 to 40%  
Phosphoric acid, 20 to 45%  
Plating solutions, chrome 40  
Plating solutions, copper  
Plating solutions, iron  
Plating solutions, lead  
Plating solutions, nickel

Plating solutions, silver  
Plating solutions, tin  
Plating solutions, zinc  
Potassium bicarbonate  
Potassium bromide  
Potassium carbonate  
Potassium chlorate  
Potassium chloride  
Potassium chromate  
Potassium dichromate  
Potassium hydroxide (to 150°F, 66°C)  
Potassium nitrate  
Potassium permanganate  
Potassium sulfate  
Propionic acid C159  
Silicone oil  
Silver nitrate  
Soap solutions  
Sodium bicarbonate  
Sodium bisulfate  
Sodium bisulfite  
Sodium borate  
Sodium bromide  
Sodium carbonate  
Sodium chlorate, 50%  
Sodium chloride  
Sodium cyanide  
Sodium hydroxide, 20%  
Sodium nitrate  
Sodium phosphate  
Sodium silicate  
Sodium sulfate  
Sodium sulfide  
Sodium thiosulfate  
Stannic chloride  
Stearic acid  
Sulfur  
Sulfur chloride (to 75°F, 24°C)  
Sulfur dioxide  
Sulfuric acid, <10%  
Sulfuric acid, 10 to 75%  
Sulfuric acid, 66° Baume  
(to 120°F, 49°C)  
Sulfurous acid  
Tannic acid  
Trichloroacetic acid (to 75°F, 24°C)  
Trichloroethylene  
Triethylamine (to 125°F, 52°C)  
Zinc hydrosulfite

**Motor ODP/TEFC  
Down Tube SS  
Suitable Chemicals**

Acetamide (above 75°F, 24°C)  
Acetic anhydride  
Amines  
Ammonium bifluoride  
Ammonium carbonate  
Ammonium hydroxide  
Ammonium nitrate  
Ammonium oxalate  
Ammonium persulfate  
Ammonium phosphate (monobasic,  
dibasic, tribasic)  
Ammonium sulfate  
Ammonium thiosulfate  
Aniline  
Aniline dyes  
Anisole  
Arsenic acid  
Barium carbonate

Barium chloride  
Barium hydroxide  
Barium sulfate  
Barium sulfide  
Benzaldehyde  
Benzene  
Benzol  
Benzene sulfonic acid\*  
Benzoic acid  
Boric acid  
Bromine water  
Butyric acid  
Calcium bisulfide  
Calcium bisulfite  
Calcium chlorate  
Calcium chloride  
Calcium hydroxide  
Calcium hypochlorite  
Calcium nitrate  
Calcium sulfate  
Calcium sulfite  
Carbonic acid  
Carbon tetrachloride  
Cellosolve®  
Chloroform  
Chromic acid, 10%  
Chromic acid, 50%\*  
Citric acid  
Citric oils  
Copper cyanide  
Copper nitrate  
Cresylic acid  
Diacetone alcohol  
Diesel fuels  
Dimethyl formamide  
Diocetyl phthalate  
Dyes  
Ethylene glycol  
Fatty acids  
Ferric chloride  
Ferric nitrate  
Ferric sulfate  
Ferrous sulfate  
Fluoboric acid  
Formaldehyde  
Formic acid  
Furfural  
Gallic acid  
Gelatin  
Glue, PVA  
Glycerin  
Glycols  
Hydrogen fluoride  
Lactic acid  
Lead acetate  
Magnesium carbonate  
Magnesium chloride  
Magnesium hydroxide  
Magnesium sulfate  
Maleic acid  
Mercuric cyanide  
Methyl chloride  
Methylene chloride  
Milk  
Muriatic acid, 20%  
Muriatic acid, 37% (cold)  
Nickel chloride  
Nickel sulfate  
Nitric acid, 20%  
Nitric acid, red fuming  
Nitrobenzene

Oleic acid  
Oleum  
Oxalic acid  
Palmitic acid  
Perchloroethylene  
Petrolatum  
Phenol (carbolic acid)  
Phosphoric acid, <20%  
Phosphoric acid, 20 to 40%  
Phosphoric acid, 20 to 45%  
Phosphorus, red  
Phosphorus, yellow  
Photographic solutions  
Plating solutions, chrome 40  
Plating solutions, copper  
Plating solutions, gold  
Plating solutions, iron  
Plating solutions, silver  
Plating solutions, tin  
Plating solutions, zinc  
Potassium bicarbonate  
Potassium bromide  
Potassium carbonate  
Potassium chlorate  
Potassium chloride  
Potassium chromate  
Potassium dichromate  
Potassium hydroxide  
Potassium nitrate  
Potassium permanganate  
Potassium sulfate  
Propionic acid  
Silicone oil  
Silver nitrate  
Soap solutions  
Sodium acetate  
Sodium bicarbonate  
Sodium bisulfate  
Sodium bisulfite  
Sodium borate  
Sodium bromide  
Sodium carbonate  
Sodium chlorate, 50%  
Sodium chloride  
Sodium cyanide  
Sodium hydroxide, 20%  
Sodium hydroxide, 50%  
Sodium metaphosphate  
Sodium nitrate  
Sodium phosphate\*  
Sodium silicate  
Sodium sulfate  
Sodium sulfide  
Sodium thiosulfate  
Stearic acid  
Sulfur  
Sulfur dioxide  
Sulfuric acid, <10%  
Sulfuric acid, 10 to 75%  
Sulfuric acid, 66° Baume  
Sulfurous acid  
Tannic acid  
Tetrahydrofuran  
Tetralin  
Toluene  
Transformer oil  
Trichloroethylene  
Tricresyl phosphate  
Zinc hydrosulfite



## INDEX

Product #	Page #	Product #	Page #	Product #	Page #
C69	18	1000-812	34	1724-B	9, 13
F100	50	1000-1212	34	1728-B	11, 12, 13
F101	43	1000-1612	34, 186	1728-S	17
F103	43	1000-1616	34, 186	1736-A	11, 13
F104	43, 59	1001-44	34	BI741-A	172
F105	50	1001-86	34, 182, 183	1743-B	11, 12, 13
F106	43	1012-88	34	BI743-B	29
F107	42	1056-LE4	47	1744-BI	11, 12, 13
F107-M	42	1056-S4	47	1745-20GR001	169
AI112	35	1056-SE4	47	1746-151	170, 171
AI113	35	AI184	18	1770-BI	5
BI50	55	MI184	18	1792-B	5
BPI50	55	AI186	18	1795-B	23
BI51	55	AI188	18, 76	1814	21
BPI51	55	AI190	18	1815	21
BI52	54	BI428	29	1820-I	19
BPI52	54	1452	21	1822-AI	19
BI53	54	1480	35	1823-I	19, 181
BPI53	54	1606-B	6, 7	BI827	29
BI54	36	1607-B	6	1851	21
B200	58	1608-B	11, 12, 13	1877	21, 22, 37
B201	57	BI608-B	29	1885	21
B202	57	1610-BL	6, 29, 30, 31	1911-BI	4, 29, 30, 31
B203	57	BI610-BL	29	BI911-BI	29
B204	57	1611-B	6, 7, 30	1921-B	16
B205	57	BI611-B	29	1921-S	17
BSWA321	156	1612-B	6, 7, 30, 32	1922-B	16
Z334	51	BI612-B	29	1922-S	17
A336	22	1613-B	6, 7, 29, 30, 31	1923-B	16
M336	22	BI613-B	29	1923-S	17
A359	22	1618-B	6	1940-B	23
F401	78	1620-B	6, 7	1952-A	11, 12, 13
F406	78	1623-B	6, 7	1958	6, 7
B408	59	1627-B	8	1958-E	15
B411	58	BI627-B	29	1961-B	16
B412	101	1629-B	8	1961-S	17
SWA267	186	BI629-B	29	1962-B	16
SWA274	182, 183, 185, 186	1630-BI	11, 12, 13	1966-B	16
500	44, 151	1631-B	27	1966-S	17
500-E	44	1633	11, 12, 13	1968-B	16
500-L	44	1634	24	1968-S	17
525	45, 151	1634-B	24	1969-B	16
550	45, 151	1637-BI	4, 29, 30, 31	1969-S	17
575-A	41	BI637-BI	29	1992-BI	11, 12, 13
575-B	41	1638-B	6, 7	B2100	29
575-C	41	1641-B	4, 29, 30, 31	2103	14, 29, 31
575-D	41	BI641-B	29	B2103	29
575-E	41	1644-B	6	2105	14, 29, 31
575-F	41	1646-BI	11, 12, 13	B2105	29
585-A	41	1648-BI	27	2106	14, 29, 31
585-B	41	1649-B	6, 7	B2106	29
585-C	41	1650	24	2107	14, 29, 31
585-D	41	1652-B	4	B2107	29
585-E	41	1666	11, 12, 13	2108	14, 29, 31
585-F	41	1669-B	6	B2108	29
590	44	1675-B	28	2109	14, 29, 31
590-E	44	1680-B	4	B2109	29
C600	50	1684-B	6	2364-I	30
Z737	22, 37, 51	1688-B	6, 7, 29, 30, 31	2365-I	31
Z741-A	21	BI688-B	29	2371	31
A908-A	55	1692	24	2398-I	30
VB942	37, 55	1693	24	2741-2	87
1000-44	34, 186	1698-B	4	2741-4	87, 88, 89, 90, 91,
1000-46	34	1699	11, 12, 13		92, 105
1000-64	34	1711-B	27	2742-4	87, 88, 89, 90, 91,
1000-66	34	1720-B	9, 13		92, 106
1000-68	34	1722-B	9, 13	2743-4	89, 90, 91, 92, 106
1000-88	34, 184, 185	1723-B	9, 10, 13	3005	11, 13
				3006	11, 12, 13
				3009	11, 13
				3010-BI	4
				3014-B	4
				3016	27
				3018	27
				3019	11, 13
				3036	21
				3038-B	9, 13
				3053-B	9
				3054-B	9
				3530	53, 151
				3530-A	53, 151
				3530-B	151
				3530-C	151
				3530-K	151
				3534-BI	142
				3620	153
				3620-A	153
				3620-B	153, 156
				3621	153, 156, 180
				3621-A	153, 156
				3621-B	153, 156
				3622	153, 156, 180
				3622-A	153, 156
				3623	153
				3623-A	153
				3624-C	153, 156
				3630	152
				3630-A	152
				3631	75, 77, 81, 152
				3632	152
				3640-I	155
				3640-BI	155, 156
				3641-I	155, 156
				3641-BI	155, 156
				3643-I	155
				3644-CI	155, 156
				3670-B	154, 156
				3670-BL	154, 156
				3671-B	154, 156
				3671-BL	154, 156
				3672-B	154, 156
				3672-BL	154, 156
				3673	154
				3673-L	154
				3674-C	154, 156
				3674-CL	154
				3679	154
				3681	152
				3682-A	148
				3683-A	148
				3683-DI	148
				3684	152
				3684-D	152
				3685-I	148, 184, 185
				3685-A	147
				3685-B	147
				3685-DI	148
				3685-F	147, 156
				3685-G	147, 156
				3685-J	147, 156
				3686-I	148, 156
				3686-B	147, 156
				3690-C	149
				3691-C	149, 156
				3692-C	149
				3693-C	149

SECTION FOURTEEN

**INDEX**

Product #.....Page #, **Bolding indicates primary page where product is found**

3696-C.....	149	7104-A.....	159	7481-I.....	156, 157	7889-6.....	85, 92
4015-A4.....	46	7106.....	159, 161	7492.....	81, 146, 157	7889-C.....	85, 92
4015-B4.....	46	7108.....	159, 161	7498.....	146, 156, 157	7890.....	194
4035.....	51	7108-A.....	159	7498-A.....	146	7890-A.....	85, 91
5253.....	13	7117-I.....	77	7498-B.....	146	7893.....	194
5253-1.....	13	7118-I.....	66	7498-C.....	146, 156	7893-A.....	85, 92
5253-2.....	13	7140.....	117, 120	7504.....	160	7896.....	195
5253-3.....	13	7141.....	117, 120	7506.....	160	7896-A5.....	85, 90
5254-1.....	13	7149-4.....	63, 76	7508.....	160	7896-S5.....	85, 90
5604-2.....	164, 166, 186	7149-4P.....	63, 76	7512.....	160	7936.....	167, 182, 184
5606-2.....	166	7149-A4.....	63, 76	7531-4.....	64	8051-I.....	133
5608-2.....	164, 166	7149-A4P.....	63, 76	7531-A4.....	64	8071-A.....	131
5612-2.....	166	7149-E4.....	63, 76	7533-4.....	77	8071-B.....	131
5616-2.....	166	7149-F4.....	63, 76	7534-4.....	77	8071-D.....	131
5644-1.....	166	7149-T.....	63, 76	7535-4.....	77	8078-A.....	124
5904-2.....	166	7149-V.....	63, 76	7537-4.....	66, 103	8078-B.....	124, 182, 183
5906-2.....	166	7175-R4.....	72	7538-4.....	66	8078-C.....	124
5908-2.....	166	7181-4.....	65, 75	7539-4.....	66, 103	8078-D.....	124, 184, 185
5912-2.....	166	7181-K.....	75	7584.....	51	8078-E.....	123
5916-2.....	166	7181-M.....	75	7584-F.....	51	8078-F.....	123
6067-1.....	145	7216.....	188	7584-Z.....	51	8078-G.....	126
6135.....	32	7216-4.....	74, 85, 87	7604-I.....	165	8078-H.....	126
6136.....	32	7216-A4.....	62, 85, 87	7604-B.....	115, 116, 164, 165, 186	8078-J.....	125
B6238.....	56	7216-B.....	85, 87, 104	7606-B.....	165	8078-K.....	125
B6239.....	56	7216-S3.....	85, 87	7608-I.....	165	8078-M.....	123
6243-J3.....	48, 54, 151	7222-B4.....	85, 87, 100	7608-B.....	164, 165	8078-N.....	126
6243-J3E.....	48	7250-A.....	134	7612-B.....	165	8078-P.....	126
6248-1.....	56	7250-B.....	134	7616-B.....	165	8078-R.....	125
6268-2.....	49	7254-A.....	136	7624-A.....	165	8078-S.....	125
B6278.....	56	7254-B.....	136	7682-4.....	116, 120	8078-T.....	124
6279.....	54, 56	7260.....	132	7716-D1.....	145	8079-A.....	130
6304-B.....	36, 54, 55, 56, 144, 145	7261.....	132	7730.....	62, 71, 191	8079-B.....	130
6304-C.....	36, 107	7262-A.....	133	7735.....	71, 188	8079-C.....	130
6320-3.....	68, 70, 72, 93, 144, 151, 180, 181, 182, 183	7262-B.....	133	7736.....	71, 189	8079-D.....	130
6438.....	144	7304.....	159, 161	7783.....	189	8079-E.....	130
6509-D.....	36, 56	7306.....	159, 161	7783-A4.....	74, 82, 185	8079-F.....	130
6509-E.....	36	7308.....	159, 161	7783-B4.....	82	8080-A.....	129
6598-B.....	101	7308-A.....	159	7783-C4.....	74, 82, 90, 180	8080-B.....	128
6615-G.....	63, 76, 107	7331.....	130	7784.....	190	8080-C.....	128
6616-G.....	63, 76, 107	7334-B.....	124	7784-A4.....	71	8080-D.....	128
6617-G.....	63, 76, 107	7334-C.....	126	7785.....	190	8080-E.....	129
6617-K.....	107	7334-D.....	130	7785-A5.....	62, 71, 183	8080-F.....	129
6619-A.....	120	7335-B.....	123, 124	7785-B5.....	62, 71, 180	8080-G.....	129
6638-B.....	54	7335-C.....	126	7785-MA.....	71	8080-H.....	128
B6638.....	54	7335-D.....	130	7786.....	191	8080-J.....	129
B6638-A.....	54	7336-B.....	123	7786-A5.....	62, 71	8080-K.....	129
B6652-A.....	55	7336-C.....	125	7786-A5.....	62, 71	8080-L.....	129
6654-A.....	55	7336-D.....	130	7786-C.....	62, 71	8081-A.....	127
6679-J3.....	48, 54, 151	7337-C.....	125	7786-MA.....	71	8081-B.....	127, 180
6679-J3E.....	48	7338-B.....	131	7793.....	191	8081-C.....	127
6703-B.....	55	7338-C.....	131	7793-A1.....	74, 82	8081-D.....	127, 180
B6703-A.....	50, 55	7339.....	125	7793-C.....	74, 82, 90	8081-E.....	127
6704-A.....	55	7340.....	129	7795.....	192	8081-F.....	127
6704-B.....	55	7341.....	128	7795-A5.....	71	8081-G.....	127
6709-A4.....	101	7342.....	129	7795-B5.....	71	8081-H.....	127
6709-B4.....	101, 103	7343.....	129	7795-MA.....	71	8081-J.....	127
6713-4.....	65, 103, 107	7344.....	129	7817-F5.....	89	8081-K.....	127
6764-4.....	174	7350.....	135	7818-F5.....	90, 105	8100.....	157
6774-4.....	175	7370.....	127	7835.....	192	8201.....	94
6777-5.....	63, 65, 75, 76, 175	7371.....	127	7835-C1.....	85, 88, 90	8202.....	74, 94, 107, 180
6778.....	58	7372.....	127	7835-DTR1.....	85, 88	8202-A.....	94, 107
B6783.....	57	7373.....	127	7835-SDTR1.....	85, 88	8203.....	94, 107
6796.....	78	7374.....	127	7836-C1.....	146	8204.....	94
6797.....	78	7404.....	160, 161	7880-C1.....	74, 85, 87, 90	8205.....	94, 107
6799.....	85, 86	7406.....	160, 161	7886.....	193	8206.....	94, 107
7089.....	55	7408.....	160, 161	7886-A5.....	85, 89	8207.....	94, 107
7104.....	159, 161	7421-3.....	145, 151	7886-B.....	85, 89	8208.....	94
		7421-A3.....	145	7886-S5.....	85, 89	8209.....	94
		7480-I.....	156	7889.....	193	8210.....	94





## INDEX

Product #.....Page #. **Bolding indicates primary page where product is found**

8211.....	<b>94</b>	42030.....	<b>37, 107</b>	B306740.....	<b>59</b>	317850-1F.....	<b>54, 55</b>
8540.....	195	42030-A.....	<b>37, 55</b>	306741.....	<b>59, 66, 75</b>	B317850-1.....	<b>54</b>
8540-A1.....	62, 106	42031-A.....	<b>37</b>	307111.....	<b>36</b>	317853-5.....	107, <b>139</b>
8541.....	195	42159.....	<b>34</b>	307112.....	<b>36</b>	317854.....	107
8541-5.....	<b>70</b>	42702.....	32	307115.....	<b>36</b>	317854-10.....	65, 75, <b>107</b>
8549.....	195	42703.....	32	307116.....	<b>36</b>	317854-5F.....	65, 75, <b>107</b>
8549-B1.....	62, <b>69</b>	42802.....	181	307436.....	54	317856-15.....	<b>140</b>
8550.....	196	43379.....	<b>34</b>	307925.....	<b>34</b>	317856-20.....	<b>140</b>
8550-A1.....	62, <b>69, 106, 182</b>	43570-A2.....	<b>172</b>	308730.....	<b>36, 51, 54, 55</b>	317856-25.....	<b>140</b>
8553-2.....	<b>93</b>	43706.....	<b>38</b>	308730-A.....	<b>36, 107</b>	317856-30.....	<b>140</b>
8559.....	196	43716.....	<b>38</b>	308785.....	182, 183	317856-40.....	<b>140</b>
8559-B.....	62, <b>69</b>	43718.....	<b>38</b>	309727.....	65	317856-50.....	<b>140</b>
8568-A4.....	74, <b>81, 90, 107</b>	43748.....	<b>38</b>	310428.....	65	317856-70.....	<b>140</b>
8570-5.....	<b>77</b>	43760.....	<b>34</b>	310912.....	<b>34, 38</b>	317856-100.....	<b>140</b>
8571-5.....	<b>77</b>	43761.....	<b>33</b>	311480.....	157	317856-5F.....	71, <b>81, 140,</b>
8586.....	<b>115, 120, 186</b>	43762.....	<b>33</b>	313650.....	<b>26</b>	184, 185	
8586-A.....	<b>115, 120</b>	44701.....	<b>38</b>	314150.....	21, <b>37</b>	317860-1.....	77
8587-1.....	<b>115</b>	44734.....	<b>34</b>	314898.....	65, <b>103</b>	317868-2.....	125, <b>142</b>
8588.....	<b>116</b>	45120.....	20, <b>35</b>	B315790.....	<b>38</b>	317868-30.....	125, 127, <b>142</b>
8589.....	<b>116</b>	46405.....	107	B315791.....	<b>38</b>	317868-50.....	129, <b>142</b>
8589-A.....	<b>116</b>	47100.....	<b>20</b>	316315-5.....	66, 68, 70, 77,	317868-70.....	129, <b>142</b>
8600-A.....	<b>79</b>	47100-E.....	15	81, <b>174</b>		317869-50.....	129, <b>142</b>
8600-B.....	<b>79</b>	47200.....	<b>20</b>	317150.....	65	317870-50.....	<b>139</b>
8602-A.....	<b>79, 103</b>	47200-E.....	15	317219.....	65, 66	317870-70.....	<b>139</b>
8602-B.....	<b>79, 103</b>	47640.....	<b>20</b>	317400.....	<b>20</b>	317870-80.....	129, <b>139</b>
9911-1.....	68	47703.....	<b>34</b>	317400-E.....	15	317874-30.....	124, 126, 127,
9911-A1.....	<b>68</b>	49136.....	144, 145	317803-3.....	<b>94, 141, 182,</b>	130, <b>139</b>	
9911-B1.....	<b>68</b>	50491.....	<b>37</b>	183, 184		317874-50.....	124, 126, 127,
9911-C1.....	<b>68</b>	50500.....	<b>20</b>	317803-7.....	<b>141, 186</b>	130, <b>139</b>	
9911-HA1.....	<b>68</b>	50610.....	<b>34</b>	317803-15.....	<b>141</b>	317875.....	65, <b>107</b>
9911-HB1.....	<b>68</b>	51185.....	<b>37</b>	317803-20.....	<b>141</b>	317875-7.....	68, 70, <b>139</b>
9911-HC1.....	<b>68</b>	51219.....	107	317803-25.....	<b>141</b>	317875-10.....	<b>139</b>
9911-J.....	<b>68</b>	51643.....	<b>35</b>	317803-30.....	123, 125, 130, <b>141</b>	317875-14.....	<b>139</b>
9911-RI.....	68	51888.....	<b>34, 164, 182, 183,</b>	317803-40.....	<b>141</b>	317875-20.....	<b>139</b>
9911-Z1.....	<b>68</b>	184, 185		317803-50.....	123, 125, 127,	317875-25.....	70, 93, <b>139</b>
9916-A1.....	74, <b>80, 90, 107, 197</b>	51891.....	<b>35, 186</b>	130, <b>141</b>		317875-30.....	<b>139</b>
9918.....	100	51942.....	<b>34, 38</b>	317807-5F.....	75, <b>141</b>	317875-40.....	<b>139</b>
9918-A.....	74, <b>80, 90, 107, 197</b>	51943.....	<b>34, 38</b>	317811-2.....	123, 125, 130, <b>141</b>	317875-50.....	<b>139</b>
9920.....	<b>80, 186, 198</b>	B52750.....	49, 65, <b>138</b>	317811-5.....	71, <b>141, 185</b>	317875-70.....	<b>139</b>
9930.....	62, <b>67, 196</b>	B52751.....	<b>138, 181</b>	317811-7.....	<b>141</b>	317875-1F.....	<b>139</b>
9940.....	62, 68, <b>67, 198</b>	B52752.....	49, 68, 70, 72, 93,	317811-15.....	<b>141</b>	317876-2.....	126, 130, <b>139</b>
9941.....	<b>68, 198</b>	138, 181		317811-30.....	<b>141</b>	317876-5.....	71, <b>139</b>
9949.....	62, <b>67, 198</b>	52797.....	<b>34</b>	317811-50.....	123, 127, <b>141</b>	317878-10.....	72, <b>139</b>
9950-1.....	62, <b>67, 68</b>	52940.....	107	317811-80.....	128, <b>141</b>	317878-50.....	<b>139</b>
9950-A1.....	62, <b>67, 106, 182</b>	53986.....	54	317811-100.....	128, <b>141</b>	317878-70.....	<b>139</b>
9950-B1.....	<b>67</b>	B53986.....	<b>58</b>	317813-1.....	<b>140</b>	317882-2.....	125, <b>139</b>
9950-C1.....	<b>67</b>	54269.....	<b>54</b>	317813-2.....	126, 130, <b>140, 157</b>	317882-7.....	71, <b>139, 182,</b>
9950-D1.....	<b>67</b>	54730.....	<b>138</b>	317813-5.....	<b>140</b>	183, 185	
9951-1.....	<b>68</b>	54732.....	<b>138</b>	317813-7.....	<b>140</b>	317898-5.....	<b>117, 186</b>
9951-S1.....	<b>68</b>	130552.....	<b>34, 182, 183, 184, 185</b>	317813-12.....	<b>140</b>	318040-4.....	66, 69, <b>102</b>
9951-T1.....	<b>68</b>	130659.....	<b>34</b>	317813-15.....	<b>140</b>	319702.....	<b>37, 65</b>
9960.....	<b>80, 102, 199</b>	131000-T.....	<b>25</b>	317813-20.....	<b>140</b>	319800-1.....	69, 70
9960-A.....	74, <b>80, 184</b>	131586.....	<b>35</b>	317813-25.....	<b>140</b>	320290.....	181
9961-1.....	<b>81</b>	170008.....	<b>35</b>	317813-30.....	124, 126, 130, <b>140</b>	320310.....	116, <b>120</b>
9968.....	74, <b>80, 81, 90, 102,</b>	171134.....	63, 76	317813-40.....	127, <b>140</b>	320353.....	<b>35</b>
107, 199		300049-4.....	<b>165</b>	317813-50.....	124, 126, 127,	320354.....	<b>35</b>
9968-A.....	<b>80</b>	B300049-4.....	<b>165</b>	130, <b>140</b>		320356.....	<b>35</b>
9969.....	199	300805.....	<b>25</b>	317813-70.....	<b>140</b>	321085.....	69
9969-B.....	74, <b>80, 184</b>	301198.....	<b>34</b>	317813-80.....	128, <b>140</b>	321155.....	71
9970.....	74, <b>80, 90, 107, 199</b>	301370.....	<b>26</b>	317813-100.....	128, <b>140</b>	321203.....	77
9979.....	<b>67, 104, 196</b>	301980.....	55	317813-5F.....	<b>140</b>	321206.....	100
9979-A.....	62, <b>67</b>	304300.....	<b>37, 107</b>	317828-3.....	<b>140</b>	B321320.....	<b>138, 180</b>
9979-M.....	<b>67</b>	304300-A.....	<b>37, 55</b>	317828-5.....	<b>140</b>	321340.....	<b>173, 180</b>
17737.....	157	304301.....	<b>37</b>	317849-6.....	<b>117</b>	321381.....	11, 12, 13
17831.....	<b>35</b>	304810.....	<b>25</b>	317849-15.....	<b>117</b>	321620.....	<b>26</b>
40996.....	<b>35</b>	305859.....	<b>34</b>	317850-1.....	55	321839.....	<b>20</b>
41531.....	151	306610.....	75, 77	317850-2.....	<b>54</b>	322108.....	63, 76
41729.....	<b>34</b>	306722.....	<b>38, 151</b>	317850-3.....	<b>54</b>	322120.....	<b>36</b>

SECTION FOURTEEN

**INDEX**

Product #.....Page #, **Bolding indicates primary page where product is found**

322434.....	63, 64, 75, 76, <b>107</b>	332354.....	157	338801.....	<b>103</b>	339603.....	<b>171</b>
322550-A4.....	106	332912.....	<b>138</b>	338802.....	67, 68, 69, 70,	339630-RD.....	<b>34</b>
322590-4.....	<b>102</b>	333075.....	<b>26</b>		<b>103, 182</b>	339630-WH.....	<b>34</b>
322593.....	87, 88, 89, 90,	333330.....	<b>5</b>	338803.....	66, 101, <b>103</b>	339634-50.....	129
	92, 105, 107, 173	333402.....	<b>173</b>	338804.....	71, <b>103, 180</b>	339683.....	<b>104, 120</b>
B322610.....	<b>59</b>	333403.....	<b>173</b>	338814-10.....	<b>117</b>	339684-15.....	<b>140</b>
323060.....	<b>20</b>	333408.....	<b>173</b>	338814-15.....	<b>117, 119</b>	339684-18.....	<b>140</b>
323449-4.....	<b>165</b>	B334547-1.....	164, 166, <b>167, 186</b>	338825.....	66, 101, <b>103</b>	339698.....	157
323496-A4.....	68	334850.....	<b>173</b>	338860.....	<b>164, 182, 184</b>	B339800.....	<b>156</b>
323800-4.....	71, 82, <b>102,</b>	336551.....	<b>33</b>	338862.....	<b>164, 183, 185</b>	339803.....	<b>53</b>
	173, 180	336575-A1.....	64, 66, 77, <b>174</b>	338911.....	67, 69, <b>103</b>	339804.....	<b>53</b>
323847-4.....	71, 82, <b>102, 183</b>	336575-B1.....	66, 77, <b>174</b>	338912.....	71, <b>103, 183</b>	339812.....	<b>53</b>
324170.....	71, 82, 185	B336770.....	<b>58</b>	338923.....	66, <b>103</b>	339841.....	<b>37</b>
324610.....	89, 90, 92, 106	336842.....	<b>34</b>	338958.....	64, 66, 68, 77, <b>174</b>	339882.....	<b>162</b>
324792-4.....	<b>102, 173</b>	336843.....	<b>34</b>	338975.....	157	339885.....	<b>162</b>
324793-4.....	<b>102, 173</b>	336899.....	66, 77, <b>174</b>	338977.....	<b>102, 173</b>	339888.....	<b>162</b>
324831.....	<b>173</b>	337437.....	127, <b>138, 157</b>	338981.....	67, 68, 69, <b>102</b>	339890.....	<b>162</b>
324880-B4.....	<b>106</b>	B337595-A1.....	<b>54</b>	338982.....	67, 68, 69, <b>102</b>	339893.....	<b>162</b>
324970.....	<b>25</b>	B337595-B1.....	<b>54</b>	338983.....	68, <b>102</b>	339895.....	<b>162</b>
325540-1.....	<b>49</b>	337665.....	64, 68, 70, <b>103</b>	338984.....	67, <b>102</b>	339898.....	<b>162</b>
325540-2.....	<b>49</b>	337729.....	64, 66, 101	338991.....	67, 68, 69, <b>103</b>	339900.....	<b>162</b>
325749.....	<b>107</b>	338019.....	91, 92	338992.....	67, 68, 69, <b>103</b>	339903.....	<b>162</b>
325761.....	<b>157</b>	338145.....	80, 81, <b>102</b>	338993.....	68, <b>103</b>	339905.....	<b>163</b>
325762.....	<b>157</b>	338147-1.....	<b>100</b>	339000-B.....	<b>111, 180</b>	339908.....	<b>163</b>
326060-4.....	<b>173</b>	338147-2.....	<b>100</b>	339000-PC.....	<b>110</b>	339911.....	<b>163</b>
326314.....	21, 22	338147-3.....	<b>100</b>	339001-I.....	<b>110</b>	339913.....	<b>163</b>
326432.....	<b>104</b>	338147-4.....	<b>100</b>	339002.....	<b>111, 112</b>	339915.....	<b>163</b>
326463-A1.....	<b>104</b>	338147-7.....	<b>100</b>	339003-I.....	<b>112, 180</b>	339920.....	<b>163</b>
326463-B1.....	<b>104</b>	338147-8.....	<b>100</b>	339004-I.....	<b>112</b>	339923.....	<b>163</b>
326750.....	81, <b>104</b>	338147-9.....	<b>100</b>	339005.....	<b>112, 180</b>	339925.....	<b>163</b>
326750-B1.....	71, 80, 82,	338147-10.....	<b>100</b>	339006.....	<b>112</b>	339928.....	<b>163</b>
	<b>104, 185</b>	338147-11.....	<b>100</b>	339007.....	<b>112</b>	339930.....	<b>163</b>
326750-C1.....	<b>104</b>	338163.....	67, <b>102</b>	339008.....	<b>112</b>	339932.....	<b>163</b>
326750-E1.....	<b>104</b>	338166.....	68, 70, 93, <b>102</b>	339010.....	<b>112</b>	339934.....	<b>161</b>
326935.....	<b>25</b>	338246-1.....	<b>100</b>	339012.....	<b>112</b>	339935.....	<b>161</b>
327033.....	34, 164, 186	338246-2.....	<b>100</b>	339013.....	<b>112</b>	339936.....	<b>161</b>
327240.....	<b>25</b>	338246-3.....	<b>100</b>	339084.....	<b>156</b>	339947.....	<b>163</b>
327242.....	89, 90, 92, 106	338246-4.....	<b>100</b>	339100.....	<b>146</b>	339948.....	<b>163</b>
327690.....	105	338246-5.....	<b>100</b>	339167.....	157	339949.....	<b>163</b>
327817-4.....	<b>102</b>	338246-6.....	<b>100</b>	339276.....	<b>112</b>	339957.....	<b>53</b>
327899-3.....	151	338246-8.....	<b>100</b>	339277-1.....	<b>112</b>	339959.....	<b>53</b>
327899-6.....	151	338246-10.....	<b>100</b>	339277-2.....	<b>112</b>	339989.....	<b>53</b>
328030.....	123, 125, 182,	338246-11.....	<b>100</b>	339318.....	<b>112</b>	339992.....	<b>53</b>
	183, 184	338315.....	<b>112, 180</b>	339368.....	<b>130</b>	339997.....	<b>53</b>
B328030.....	182	338362-3.....	<b>100</b>	339371.....	<b>130</b>	339998.....	<b>53</b>
328031.....	123, 185	338362-4.....	<b>100</b>	339389.....	127, <b>138</b>	340002.....	115
328033.....	123	338362-5.....	<b>100</b>	339389-1.....	<b>138</b>	340004.....	<b>37</b>
328034.....	123, 125, 182	338370-1.....	<b>100</b>	339389-2.....	<b>138</b>	340011.....	<b>95, 96</b>
328037.....	183, 185	338370-2.....	<b>100</b>	339389-3.....	127, <b>138</b>	340012.....	<b>96</b>
328190-B4.....	<b>107</b>	338370-3.....	<b>100</b>	339389-4.....	<b>138</b>	340013.....	<b>96</b>
328207.....	35, 90	338371.....	67, 68, 69, 70,	339538.....	<b>138</b>	340014.....	<b>96</b>
328224.....	<b>35</b>		<b>102, 173</b>	339539-30.....	131, <b>142</b>	340015.....	<b>96</b>
328245-4.....	66, 101	338382.....	<b>20</b>	339539-50.....	131, <b>142</b>	340016.....	<b>96</b>
328303-42.....	32, <b>33</b>	338544.....	<b>98</b>	339570.....	50, <b>54</b>	340017.....	<b>96</b>
328435.....	<b>35</b>	338550.....	115, <b>119</b>	339588.....	<b>171</b>	340018.....	<b>96</b>
328628.....	104	338552.....	35, 119, 186	339589.....	<b>171</b>	340019.....	<b>96</b>
B330070.....	36, 56	338554.....	119, <b>120, 186</b>	339590.....	<b>171</b>	340020-1.....	<b>97</b>
330766.....	<b>25</b>	338555.....	<b>119</b>	339591.....	<b>171</b>	340020-2.....	<b>97</b>
330976.....	89, 90	338556.....	<b>119, 186</b>	339592.....	<b>171</b>	340020-3.....	<b>97</b>
F331035.....	<b>59</b>	338557.....	<b>119, 186</b>	339593.....	<b>171</b>	340021.....	<b>95, 96</b>
B331107.....	<b>138, 182, 183</b>	338558.....	119	339594.....	<b>171</b>	340022.....	<b>96</b>
331378-A1.....	69	338571.....	119	339595.....	<b>171</b>	340023.....	<b>96</b>
331378-B1.....	69	338573-3.....	119	339596.....	<b>171</b>	340024.....	<b>96</b>
331380-A5.....	69	338573-4.....	119	339597.....	<b>171</b>	340025.....	<b>96</b>
331380-B5.....	69	338573-6.....	119	339598.....	<b>171</b>	340026.....	<b>96</b>
331571.....	200	338573-8.....	119	339599.....	<b>171</b>	340057.....	<b>53</b>
331571-A5.....	<b>93</b>	338577.....	<b>120</b>	339600.....	<b>171</b>	340062.....	151
331571-B5.....	<b>93</b>	338685.....	94, <b>120</b>	339601.....	<b>171</b>	340067.....	<b>53</b>
331571-C5.....	<b>93</b>	338777.....	94	339602.....	<b>171</b>	340070.....	<b>103</b>


**INDEX** Product #.....Page #, **Bolding indicates primary page where product is found**

340074-A.....	113	369606.....	25
340074-B.....	113	369607.....	9, 10
340075-5.....	113	369608.....	6, 8
340075-15.....	113	369609.....	5
340075-25.....	113	369610.....	21, 22
340078.....	119, 186	369615.....	6, 8
340080.....	112, 180	369616.....	27
340082.....	53	369619.....	24
340083.....	53	369620.....	4, 5
340084.....	156	369621.....	25
340102.....	53	369624.....	4, 5
340160.....	51	369627.....	25
340177-1.....	78, 85, <b>86</b>	380372-A1.....	<b>104</b> , 184, 185
340177-2.....	85, <b>86</b>	380372-B1.....	<b>104</b> , 182, 183
340177-3.....	85, <b>86</b>	384847.....	104
340178-1.....	78, 86	387386.....	171
340178-2.....	86	387387.....	171
340178-3.....	86	387388.....	171
340179.....	78, 86	387390.....	171
340195.....	107	387391.....	171
340196.....	107	387769.....	182
340197.....	107	387770.....	182
340198.....	107	387771.....	183
340289-1.....	120	387772.....	184
340289-2.....	120	387773.....	184
340289-3.....	120	387774.....	185
340319.....	103	391421.....	165
340323-2.....	180	393629.....	68
340323-4.....	180	393766-1.....	<b>97</b>
340323-8.....	180	393766-2.....	<b>97</b>
340323-9.....	180	393766-3.....	<b>97</b>
340326-30.....	125, 127, <b>142</b>	393766-4.....	<b>97</b>
340326-80.....	129, <b>142</b>	393766-5.....	<b>97</b>
340338.....	53	393766-6.....	<b>97</b>
340341.....	175	393766-7.....	<b>98</b>
340367-2.....	117	393766-8.....	<b>98</b>
340367-6.....	117	393766-9.....	<b>98</b>
340367-10.....	117	393766-10.....	<b>97</b>
340367-15.....	117	393766-11.....	<b>98</b>
340372.....	103	393766-12.....	<b>97</b>
340375.....	112	393766-13.....	<b>98</b>
340376.....	112	393766-14.....	<b>98</b>
340380.....	101	393766-15.....	<b>98</b>
340478.....	53	393766-16.....	<b>98</b>
369518.....	26	393766-17.....	<b>98</b>
369528.....	26	393766-18.....	<b>98</b>
369533.....	24	393766-19.....	<b>98</b>
369545.....	11, 13	393766-20.....	<b>98</b>
369568.....	26	393766-59.....	<b>97</b>
369569.....	14		
369574.....	6, 8		
369575.....	4, 5		
369577.....	11, 13		
369579.....	9, 10		
369580.....	11, 12, 13		
369582.....	9, 10		
369583.....	26		
369584.....	9, 10		
369586.....	38		
369588.....	35		
369591.....	11, 12, 13		
369593.....	20		
369594.....	38		
369599.....	6, 7		
369601.....	25		
369604.....	11, 12, 13		
369605.....	4, 5		



**ALEMITE®**

167 Roweland Drive  
Johnson City, TN 37601  
Toll Free U.S.: 866-4-Alemite  
Toll Free Canada: 800-267-8022  
International: 803-802-0001  
Fax U.S.: 800-648-3917  
Fax Canada: 800-267-2880  
Fax International: 803-802-0192  
[www.alemite.com](http://www.alemite.com)