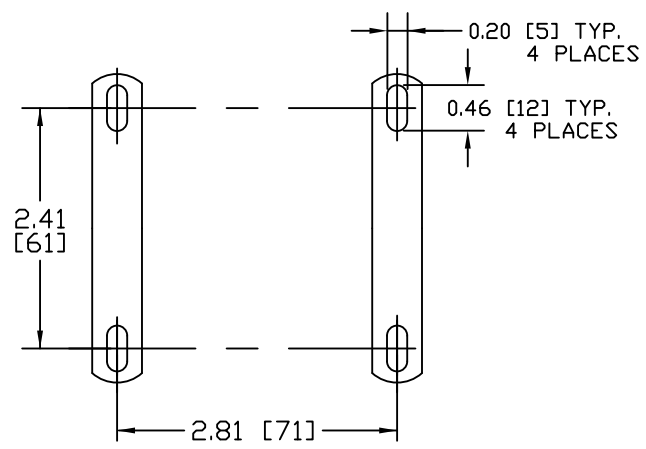
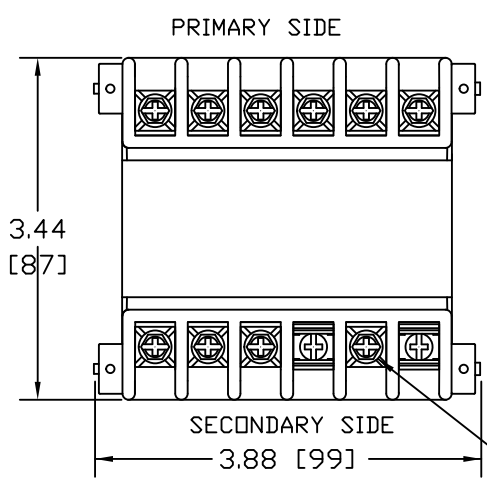


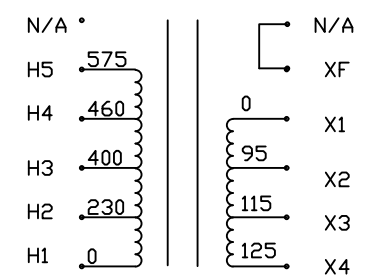
8 7 6 5 4 3 2 1



MOUNTING DIMENTIONS

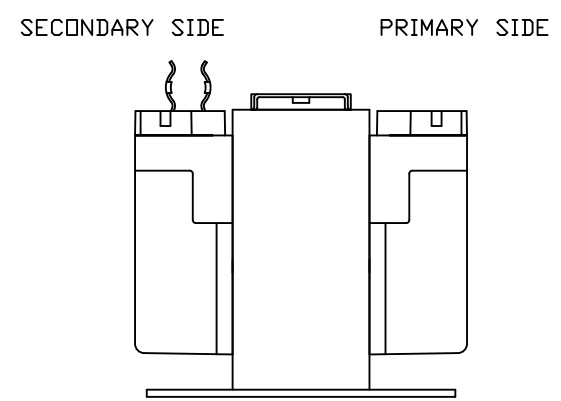
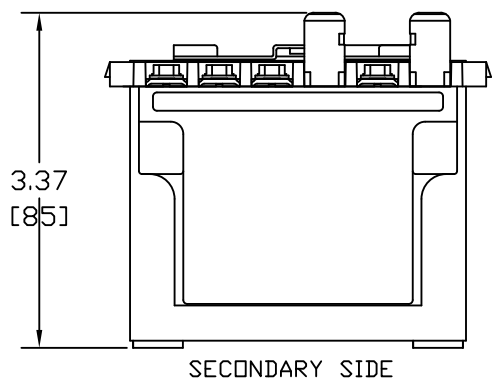
TERMINAL SCREWS ARE COMBINATION 10-32 PHIL-SLOT-1/4" HEX WITH SEMS WASHER

Transformer Specifications	
PRIMARY VOLTAGE(S)	230/400/460/575 (UNIVERSAL)
SECONDARY VOLTAGE(S)	95/115/125
RATED V.A.	50
RATED FREQUENCY	50/60
INSULATION CLASS	105
AGENCY APPROVALS	UL, CSA
ESTIMATED WEIGHT	2.7 LBS



CONNECTION DIAGRAM

NOTE:
1. ALL MEASURMENTS IN INCHES (MM)



REV	ECO	DESCRIPTION	BY	ENG	DATE

	NAME	DATE
DRAWN	AJP	11-11-11
CHECKED	AJP	11-11-11
ENG APPR.	AJP	11-11-11



TITLE:
ICT

PROPRIETARY AND CONFIDENTIAL
THE INFORMATION CONTAINED IN THIS DRAWING IS THE SOLE PROPERTY OF ACME ELECTRIC. ANY REPRODUCTION IN PART OR AS A WHOLE WITHOUT THE WRITTEN PERMISSION OF ACME ELECTRIC IS PROHIBITED.

DO NOT SCALE DRAWING	SCALE: 1:1	SIZE B	DWG. NO. TB50A007C	REV A
SHEET 1 OF 1				

8 7 6 5 4 3 2 1