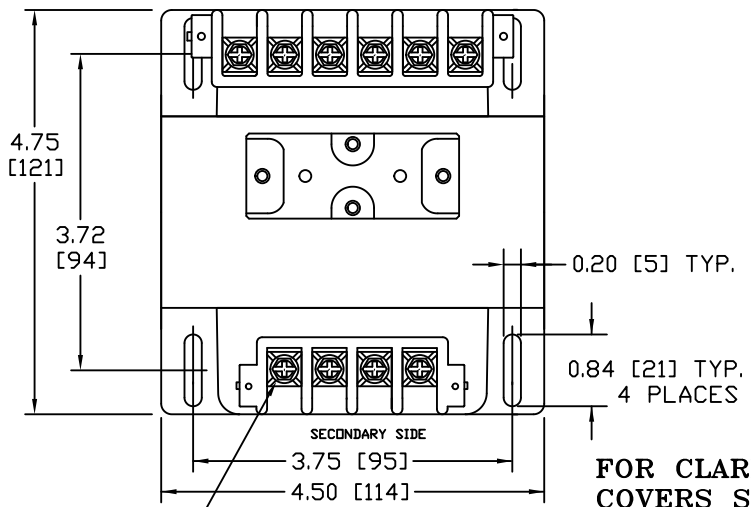


8 7 6 5 4 3 2 1

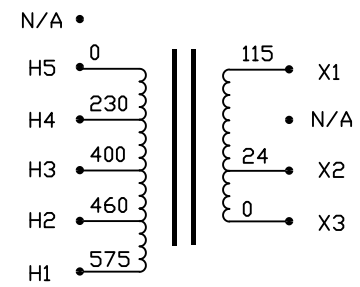
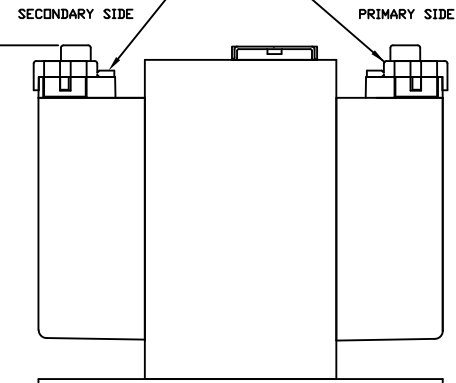
PRIMARY SIDE



Transformer Specifications	
PRIMARY VOLTAGE(S)	230/400/460/575 (TRIPLE RATED)
SECONDARY VOLTAGE(S)	24/115
RATED V.A.	250
RATED FREQUENCY	50/60
INSULATION CLASS	130
AGENCY APPROVALS	UL, CSA, IEC 558-2-2
ESTIMATED WEIGHT	11.4 LBS

**FOR CLARITY FINGERSAFE TERMINAL COVERS SHOWN ON END VIEW ONLY**

TERMINAL SCREWS ARE COMBINATION 10-32 PHIL-SLOT-1/4" HEX WITH SEMS WASHER



CONNECTION DIAGRAM

NOTE:  
1. ALL MEASUREMENTS IN INCHES (MM)

REV	ECD	DESCRIPTION	BY	ENG	DATE

	NAME	DATE
DRAWN	AJP	11-11-11
CHECKED	AJP	11-11-11
ENG APPR.	AJP	11-11-11



TITLE: **ICT**

PROPRIETARY AND CONFIDENTIAL  
THE INFORMATION CONTAINED IN THIS DRAWING IS THE SOLE PROPERTY OF ACMA ELECTRIC. ANY REPRODUCTION IN PART OR AS A WHOLE WITHOUT THE WRITTEN PERMISSION OF ACMA ELECTRIC IS PROHIBITED.

DO NOT SCALE DRAWING

SCALE: 1:1

SHEET 1 OF 1

SIZE	DWG. NO.	REV
B	CE250B009	A

8 7 6 5 4 3 2 1