



FLOOR

# AYERS ROCK™

GLAZED PORCELAIN with REVEAL IMAGING®

 **daltile**®  
IMAGINE WHAT'S POSSIBLE™



Cover photo features Rustic Remnant 20 x 20, 13 x 20, 13 x 13 and 6-1/2 x 6-1/2 field tile in a modular pinwheel pattern on the floor. Above photo features Solar Summit 20 x 20 field tile in a grid pattern on the floor and Solar Summit 6-1/2 x 6-1/2 in grid pattern on the wall.

## Make a Statement With the Look of Rustic Stone

Combining the look of natural stone with the easy maintenance of glazed porcelain, Ayers Rock™ is the ideal tile for any residential or commercial space. Featuring Reveal Imaging®, Ayers Rock has a realistic natural slate visual and texture. Its rich, natural variation and beautiful color options make it a distinctive statement of elegance. Complete with four modular field tile sizes, mosaic, decorative accent, and a full trim package, this tile will create an upscale impression with any installation.

- NATURAL VISUALS
  - Rustic stone visual adds elegance to residential or commercial space
  - Reveal Imaging® adds surface, texture and variation of natural stone
- DISTINCTIVE COLORS AND SIZES
  - Color palette includes five warm, rich color tones that add to its organic impression
  - Collection includes large-format sizes, as well as coordinating mosaic, decorative accent, and trim

 **PRE-CONSUMER RECYCLED MATERIALS**  
 **REVEAL IMAGING®**

 **CERTIFIED PORCELAIN**  
TILE  
0.4% or less water absorption

FIELD TILE




SOLAR SUMMIT AY01



GOLDEN GROUND AY02



BRONZED BEACON AY03



MAJESTIC MOUND AY04



RUSTIC REMNANT AY05

3 x 3 MOSAIC




SOLAR SUMMIT AY01



GOLDEN GROUND AY02



BRONZED BEACON AY03



MAJESTIC MOUND AY04









RUSTIC REMNANT AY05

# AYERS ROCK™

GLAZED PORCELAIN with REVEAL IMAGING®

## SIZES

			Thickness	Sq. Ft. per Carton	Pieces per Carton
	20 x 20 Field Tile	(19-11/16" x 19-11/16") (50.00 cm x 50.00 cm)	3/8"	13.72	5
	13 x 20 Field Tile	(13-1/8" x 19-11/16") (33.30 cm x 50.00 cm)	3/8"	12.86	7
	13 x 13 Field Tile	(13-1/8" x 13-1/8") (33.30 cm x 33.30 cm)	3/8"	16.00	13
	6-1/2 x 6-1/2 Field Tile	(6-1/2" x 6-1/2") (16.50 cm x 16.50 cm)	3/8"	11.39	36
	3 x 13 Decorative Accent	(3" x 13-1/8") (7.60 cm x 33.30 cm)	3/8"	--	8
	3 x 3 Mosaic (Mesh-Mounted)	(13-1/8" x 13-1/8" Sheet) (33.30 cm x 33.30 cm Sheet)	3/8"	14.77	12

## FLOOR APPLICATIONS

	Target DCOF wet	Suitable
Dry & Level – Interior	N/A	✓
Wet & Level – Interior	≥ 0.42	✓
Exterior Applications; Pool Decking & Other Wet Areas with Minimal Footwear	≥ 0.60	
Ramps & Inclines	≥ 0.65	

A DCOF value of ≥ 0.42 is the standard for tiles specified for level interior spaces expected to be walked upon when wet, as stated in ANSI A1371-2012, Section 9.6. For more information about DCOF and the DCOF AcuTest™, visit [daltile.com/DCOF](http://daltile.com/DCOF).

## OTHER APPLICATIONS




	Suitable
Walls/Backsplashes	✓
Countertops	✓
Pool Linings	✓*

### APPLICATION NOTES:

\* Mosaic and 6-1/2 x 6-1/2 field tile only

Suitable for exterior applications in freezing and non-freezing climates when proper installation methods are followed.


## TRIM

	Type	Number	Size	Pieces Per Carton
	Bullnose	S-43E9	3 x 13	30
	Cove Base	S-36E9T	6 x 13	22
	Cove Base Outcorner	SC-36E9T	1 x 6	15

Bullnose, cove base, and cove base corner trim are intended to coordinate with floor field tile in the standard 90-degree installation position.

Cove base trim is clay body ceramic and is recommended for exterior applications in non-freezing climates only.

## INSTALLATION

Grout Joint Recommendation	Shade Variation
3/16" (overlap should not exceed 33% when installing in a staggered brick-joint pattern; when multiple sizes are installed in a modular pattern, please specify same size caliber at time of order)	 Random (V4)

## TEST RESULTS

	ASTM#	Floor Result
Water Absorption	C373	< 0.5%
Breaking Strength	C648	> 450 lbs
Scratch Hardness	MOHS	8.0
Chemical Resistance	C650	Resistant
Abrasion Resistance	C1027	4

For additional info, visit [daltile.com/information/TestResults](http://daltile.com/information/TestResults).

## NOTES

Special consideration needs to be given when installing tiles greater than 15 inches. Please refer to [daltile.com/LargeTiles](http://daltile.com/LargeTiles) for more information.

Use of a latex modified thin-set is recommended for installation.

Strong random shading enhances the natural beauty of this product. To achieve optimal results, tile should be selected from multiple cartons and shading arrangement planned prior to installation.

Since there are variations in all fired ceramic products, tile and trim supplied for your particular installation may not match these samples. Final color selection should be made from actual tiles and trim and not from tile samples or color reproductions. Manufactured in accordance with ANSI A1371 standards.

Water, oil, grease, etc. create slippery conditions. Floor applications with exposure to these conditions require extra caution in product selection. Not for use on ramps.

For additional information refer to "Factors to Consider" at [daltile.com/Factors](http://daltile.com/Factors).



DESIGNED TO HELP EARN LEED™ CREDITS. For more detailed information, visit [daltilegreenworks.com](http://daltilegreenworks.com).



SCAN QR CODE FOR PRODUCT INFORMATION

Get a QR Code reader at: [GET.DALTILE.COM](http://GET.DALTILE.COM)



7834 C. F. Hawn Freeway, Dallas, Texas 75217 | 1.800.933.TILE

To view the complete collection of Daltile® products and information, visit our website at [daltile.com](http://daltile.com).



IMAGINE WHAT'S POSSIBLE™  
©2016 Dal-Tile Corporation (8/16)