



FLOOR | WALL

SKYBRIDGE™

GLAZED CERAMIC with REVEAL IMAGING®

 **daltile®**
IMAGINE WHAT'S POSSIBLE



Above and cover photos feature Skybridge™ Gray 2 x 4 brick-joint mosaic and Gray 10 x 14 wall tile on the wall and Off White 18 x 18 floor tile on the floor.

Embrace the Urban Elegance of Skybridge

Create a classic contemporary space with the brushed cement effect and clean edges of Skybridge. This stylish, modern take on the concrete trend is offered in four versatile colors. Its coordinating floor, wall and mosaic sizes will give your room a sleek, finished look.

- **APPEALING DESIGN**
 - Creates a subtle linear visual with a textured effect
 - Four versatile color tone choices
 - Modern tile trend with clean, contemporary edges
- **MODERN AND VERSATILE**
 - Coordinated floor, wall and mosaic offerings help bring the full space to life
 - Brushed cement effect presents a sophisticated visual



POST-CONSUMER RECYCLED MATERIALS



PRE-CONSUMER RECYCLED MATERIALS




MADE IN THE U.S.A.



REVEAL IMAGING®

All or select items within this series meet the requirements for these qualifications. For more product information, visit daltile.com.

FLOOR TILE



OFF WHITE SY95



GRAY SY98



BEIGE SY96



BROWN SY97

WALL TILE



OFF WHITE SY95



GRAY SY98



BEIGE SY96



BROWN SY97

2 x 4 BRICK-JOINT MOSAICS



OFF WHITE SY95



GRAY SY98



BEIGE SY96







BROWN SY97

SKYBRIDGE™

GLAZED CERAMIC with REVEAL IMAGING®

SIZES

			Thickness	Sq. Ft. per Carton	Pieces Per Carton
	12 x 24 Floor Tile	(11-9/16" x 23-3/8") (29.40 cm x 59.30 cm)	3/8"	15.04	8
	18 x 18 Floor Tile	(17-1/2" x 17-1/2") (44.45 cm x 44.45 cm)	5/16"	17.04	8
	12 x 12 Floor Tile	(11-13/16" x 11-13/16") (30.00 cm x 30.00 cm)	5/16"	14.55	15
	10 x 14 Wall Tile	(9-13/16" x 13-15/16") (24.99 cm x 35.40 cm)	5/16"	14.25	15
	4 x 8 Wall Tile	(4-1/4" x 8-9/16") (10.88 cm x 21.82 cm)	5/16"	10.50	42
	2 x 4 Brick-Joint Mosaic (Dot-mounted on 12" x 12" Sheet)	(12" x 12" Sheet) (30.48 cm x 30.48 cm Sheet)	1/4"	9.96	12

FLOOR APPLICATIONS

(Excludes Wall Tile)	Target DCOF wet	Suitable
Dry & Level – Interior	N/A	✓
Wet & Level – Interior	≥ 0.42	✓
Exterior Applications, Pool Decking & Other Wet Areas with Minimal Footwear	≥ 0.60	
Ramps & Inclines	≥ 0.65	

A DCOF value of ≥ 0.42 is the standard for tiles specified for level interior spaces expected to be walked upon when wet, as stated in ANSI A137.1-2012, Section 9.6. For more information about DCOF and the DCOF AcuTest™, visit daltile.com/DCOF.

OTHER APPLICATIONS

	Suitable
Walls/Backsplashes	✓
Countertops	✓*
Pool Linings	✓**








APPLICATION NOTES:

* Excludes wall tile

** Mosaic only


Suitable for exterior applications in non-freezing climates only, when proper installation methods are followed.

TRIM

Type	Number	Size	Pieces Per Carton
 Floor Bullnose †	P-43C9	3 x 12	30
 Wall Bullnose	S-4310 (10" Side)	3 x 10	54
 Wall Bullnose Corner	SN-4310	3 x 3	32
 Wall Bullnose	S-4849 (4" Side)	4-1/4 x 8-9/16	42
 Wall Bullnose	S-4489 (8" Side)	4-1/4 x 8-9/16	42
 Wall Bullnose Corner Left	SCL-4489	4-1/4 x 8-9/16	42
 Wall Bullnose Corner Right	SCR-4489	4-1/4 x 8-9/16	42

† Floor bullnose trim is intended to coordinate with floor tile in the standard 90-degree installation position.

INSTALLATION

Grout Joint Recommendation	Shade Variation
Floor: 3/16" (overlap should not exceed 33% when installing tile with a length of 15" or greater in a staggered brick-joint pattern)	 Medium (V2)
Wall: 1/16"	
Mosaics: 1/8"	

TEST RESULTS

	ASTM#	Floor Result	Wall Result	Mosaic Result
Water Absorption	C373	< 7.0%	< 20.0%	< 3.0%
Breaking Strength	C648	> 250 lbs.	120-230 lbs.	> 250 lbs.
Scratch Hardness	MOHS	7.0	4.0-6.0	8.0
Chemical Resistance	C650	Resistant	Resistant	Resistant
Abrasion Resistance	C1027	3	N/A	3

For additional information, visit daltile.com/information/TestResults.

NOTES

Special consideration must be given when installing tiles greater than 15 inches. Please refer to daltile.com/LargeTiles for more information.

Since there are variations in all fired ceramic products, tile and trim supplied for your particular installation may not match these samples. Final color selection should be made from actual tiles and trim and not from tile samples or color reproductions. Manufactured in accordance with ANSI A137.1 standards.

Water, oil, grease, etc. create slippery conditions. Floor applications with exposure to these conditions require extra caution in product selection. Not for use on ramps.

For additional information refer to "Factors to Consider" at daltile.com/Factors.



DESIGNED TO HELP EARN LEED™ CREDITS. For more detailed information, visit daltilegreenworks.com.

SCAN QR CODE FOR PRODUCT INFORMATION

Get a QR Code reader at: GET.DALTILE.COM



7834 C. F. Hawn Freeway, Dallas, Texas 75217 | 1.800.933.TILE

To view the complete collection of Daltile® products and information, visit our website at daltile.com.



IMAGINE WHAT'S POSSIBLE

©2016 Daltile (11/16)