




WILLAMETTE GRAYSTONE CATALOG

WWW.KEYSTONEHARDSCAPES.COM



PAVERS | WALLS | OUTDOOR LIVING
Volume II



HARINGTON® 3-PC



Just imagine the possibilities...

A backyard sanctuary to relax and recharge, a gathering space to entertain family and friends, a stunning driveway and walkways to make a great first impression... every day Keystone Hardscapes helps turn dreams like these into realities.

At Keystone Hardscapes, we are committed to providing unrivaled product selection, quality and customer service. Since the 1980s, our products have been installed in thousands of residential and commercial properties. Our innovative and versatile paving, wall and outdoor living elements continue to be favorites of homeowners, contractors, designers and developers alike.

Keystone Hardscapes is where beauty and functionality meet; where outdoor dreams come to life.

Locally made products, nationally trusted brand. No need to put off until tomorrow what we can build together today. Trust us to help transform your residential or commercial property.

www.keystonehardscapes.com



VENETIAN® - TUMBLED / HARINGTON® FREESTANDING 3-PC

CONTENTS

GALLERY

- 6 OUTDOOR LIVING
- 14 DRIVEWAYS
- 20 POOLS

PAVER COLLECTION

PREMIUM PAVERS

- 29 PANORAMA™ DEMI & SUPRA
- 31 VENETIAN® FLAG
- 33 VENETIAN®

STANDARD PAVERS

- 35 CITYSTONE™ SERIES
- 37 CITYSTONE™ XL
- 39 HOLLAND STONE
- 41 PLAZA STONE CIRCLE
- 43 PLAZA STONE
- 45 VINTAGE STONE®

SPECIALTY PAVERS

- 47 ADA DETECTABLE WARNING PAVER
- 49 COPING STONE

PERMEABLE PAVERS

- 51 ECO-CITYLOCK®
- 52 ECO-PANORAMA™ DEMI
- 53 GRASSTONE™ II
- 54 SF RIMA®

55 PAVER INSTALLATION GUIDE

RETAINING WALL COLLECTION

STRUCTURAL WALLS

- 59 KEYSTONE COMPAC® - STRAIGHT
- 61 KEYSTONE STANDARD® - STRAIGHT
- 63 REGAL STONE PRO® - ROCKFACE

LANDSCAPE WALLS

- 65 HARINGTON® 3-pc - 3" & 6"
- 67 HARINGTON® FREESTANDING 3-pc
- 69 REGAL STONE® - STRAIGHT & TRI-PLANE
- 71 ROCKWALL®
- 73 STONEGATE® - CONTEMPORARY
- 75 STONEGATE® - OLD WORLD
- 77 WALL CAPS & STEPS

BACKYARD KITS AND PROJECT DESIGNS

- 79 SQUARE FIRE PIT KIT
- 80 ROUND FIRE PIT KITS
- 81 FIREPLACE KIT
- 81 STONEGATE® PROJECT DESIGNS
- 82 BAGGED ROCK



OUTDOOR LIVING

STONEGATE® - CONTEMPORARY



PANORAMA™ DEMI & SUPRA

YOUR DREAMS. YOUR BUDGET.™





STONEGATE® - OLD WORLD

YOUR DREAMS. YOUR BUDGET.™




ECO-CITYLOCK®



PLAZA STONE





VINTAGE STONE® / RUMBLED WALL™



DRIVEWAYS

ECO-PANORAMA™



VINTAGE STONE®

YOUR DREAMS. YOUR BUDGET.™



VENETIAN® - TUMBLED





PLAZA STONE



PANORAMA™ DEMI



POOLS

PLAZA STONE



VINTAGE STONE®

YOUR DREAMS. YOUR BUDGET.™



PANORAMA™ SUPRA



YOUR DREAMS. YOUR BUDGET.™





VENETIAN® FLAG



CONTENTS

PAVER COLLECTION

PREMIUM PAVERS

- 29 PANORAMA™ DEMI & SUPRA
- 31 VENETIAN® FLAG
- 33 VENETIAN®

STANDARD PAVERS

- 35 CITYSTONE™ SERIES
- 37 CITYSTONE™ XL
- 39 HOLLAND STONE
- 41 PLAZA STONE CIRCLE
- 43 PLAZA STONE
- 45 VINTAGE STONE®

SPECIALTY PAVERS

- 47 ADA DETECTABLE WARNING PAVER
- 49 COPING STONE

PERMEABLE PAVERS

- 51 ECO-CITYLOCK®
- 52 ECO-PANORAMA™ DEMI
- 53 GRASSTONE™ II
- 54 SF RIMA®

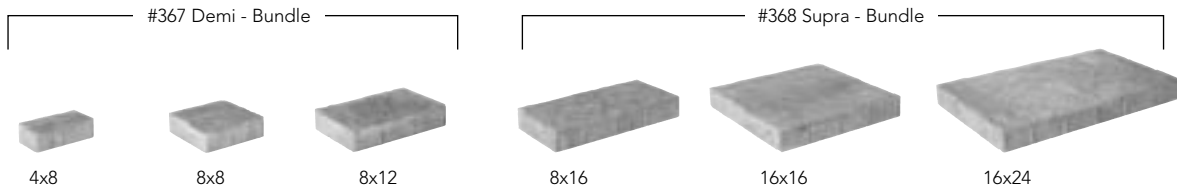
- 55 PAVER INSTALLATION GUIDE

CITYSTONE™ 6x12



PANORAMA™ Demi & Supra

Panorama Demi & Supra combine the look of a natural stone with the ease of installation that interlocking pavers offer. Let this six-piece Panorama Series bring your next hardscape design to life with sophistication and richness. Panorama Demi & Supra can also be installed as stand-alone three-piece paving systems.



AVAILABLE COLORS

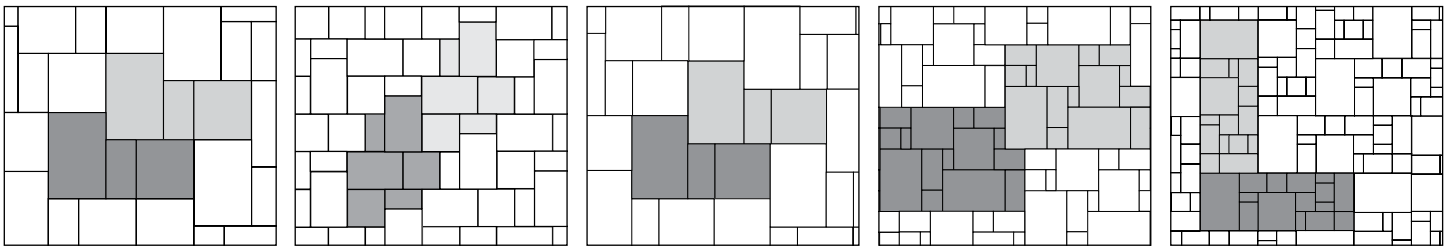


Bluestone Blend
(special order)

Toscana Blend

Victorian Blend

INSTALLATION PATTERNS



Demi Pattern 1

Demi Pattern 2

Supra Pattern 1

Demi/Supra Pattern 1
Demi (30%), Supra (70%)

Demi/Supra Pattern 2
Demi (50%), Supra (50%)

SPECIFICATIONS

DEMI

		HEIGHT	NOMINAL DIMENSIONS	WEIGHT	STONES/PALLET	PALLET WT.	STONES/SQ.FT.	SQ.FT./PALLET	PRODUCT NO.
Bundled	4x8	60mm	4"W x 8"L x 2 $\frac{3}{8}$ "H	6 lbs	80				
	8x8	60mm	8"W x 8"L x 2 $\frac{3}{8}$ "H	12 lbs	80	2,934 lbs	2.33	103	#367
	8x12	60mm	8"W x 12"L x 2 $\frac{3}{8}$ "H	18 lbs	80				

SUPRA

Recommended for Non-vehicular Applications)

		HEIGHT	NOMINAL DIMENSIONS	WEIGHT	STONES/PALLET	PALLET WT.	STONES/SQ.FT.	SQ.FT./PALLET	PRODUCT NO.
Bundled	8x16	60mm	8"W x 16"L x 2 $\frac{3}{8}$ "H	24 lbs	20				
	16x16	60mm	16"W x 16"L x 2 $\frac{3}{8}$ "H	48 lbs	20	2,934 lbs	0.58	103	#368
	16x24	60mm	16"W x 24"L x 2 $\frac{3}{8}$ "H	72 lbs	20				

Colors printed here are as true a match as the printing process will allow. For best matching results, please refer to actual samples.



VENETIAN® Flag

Venetian Flag is great for the customer who desires a look of flagstone without the high cost. Venetian Flag has several design features unmatched by industry standards including a pattern that is virtually undetectable and that starts easily along a straight edge or string line. Venetian - Flag self-terminates on 2' centers and makes a continuous 4' wide walkway with zero cuts.



AVAILABLE COLORS

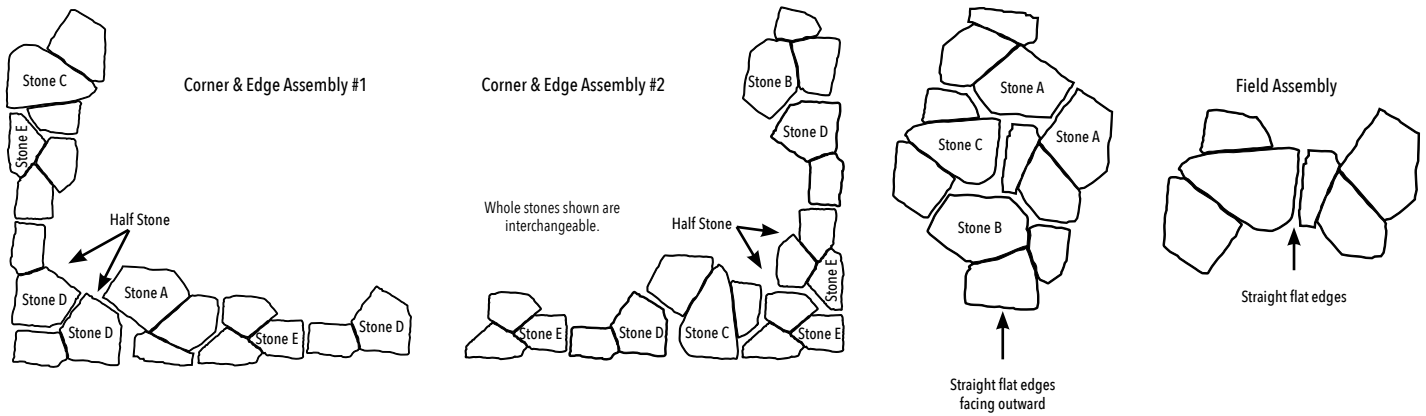


Bluestone Blend
(special order)

Toscana Blend

Victorian Blend

INSTALLATION PATTERNS



SPECIFICATIONS

PRODUCT	STONE WEIGHTS (approx.)	STONES / PALLET	WEIGHT / PALLET	SQ.FT. / STONE	SQ.FT. / LAYER	SQ.FT. / PALLET	PRODUCT NO.
Venetian Flag	51 lbs (whole stones; A,B,C) 25.5 lbs (half stones; D,E)	50 (10 each)	2,100 lbs	2 (whole stones; A,B,C) 1 (half stones; D,E)	8	80	#369

Colors printed here are as true a match as the printing process will allow. For best matching results, please refer to actual samples.



VENETIAN®

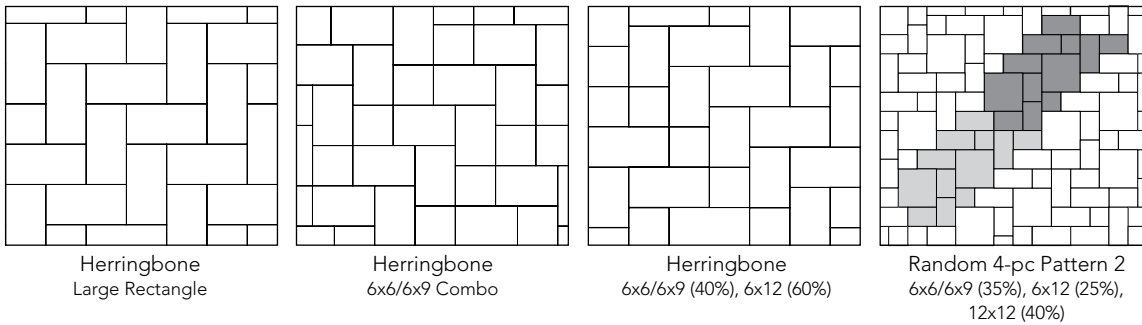
A uniquely attractive cleft surface sets Venetian apart from ordinary pavers. This texture allows for a dynamic interaction with sunlight and evokes the timeless beauty of flagstone. The larger scale of Venetian pavers lends itself to both stately residential settings and more expansive commercial applications.



AVAILABLE COLORS



INSTALLATION PATTERNS



SPECIFICATIONS


		HEIGHT	NOMINAL DIMENSIONS	WEIGHT	STONES/PALLET	PALLET WT.	STONES/SQ.FT.	SQ.FT./PALLET	PRODUCT NO.
Bundled	6x6	60mm	5 ⁷ / ₈ "W x 5 ⁷ / ₈ "L x 2 ³ / ₈ "H	6.7 lbs	100	2,660 lbs	4	95	#267T
	6x9	60mm	5 ⁷ / ₈ "W x 8 ⁷ / ₈ "L x 2 ³ / ₈ "H	10.0 lbs	200		2.7		
	6x12	60mm	5 ⁷ / ₈ "W x 11 ¹³ / ₁₆ "L x 2 ³ / ₈ "H	13.4 lbs	200	2,680 lbs	2	96	#269T
	12x12	60mm	11 ¹³ / ₁₆ "W x 11 ¹³ / ₁₆ "L x 2 ³ / ₈ "H	26.9 lbs	120	3,228 lbs	1	120	#270T

Colors printed here are as true a match as the printing process will allow. For best matching results, please refer to actual samples.



CITYSTONE™ SERIES

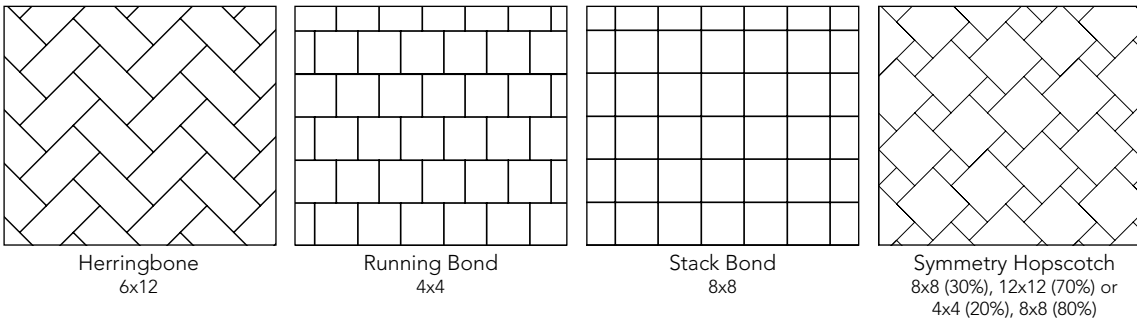
The CityStone Series shares a common architectural look in which texture is defined by the joint pattern. CityStone can be used alone or in combination modules of symmetrical squares and rectangular shapes to create extraordinary patterns and endless designs.



AVAILABLE COLORS



INSTALLATION PATTERNS



SPECIFICATIONS

	HEIGHT	NOMINAL DIMENSIONS	WEIGHT	STONES/PALLET	PALLET WT.	SQ.FT./STONE	SQ.FT./PALLET	PRODUCT NO.
6x12	60mm	6"W x 12"L x 2 ³ / ₈ "H	14 lbs	200	2,688 lbs	2.08	96	#287
	80mm	6"W x 12"L x 3 ¹ / ₈ "H	18 lbs	160	2,880 lbs	2.08	78	#289
12x12	60mm	12"W x 12"L x 2 ³ / ₈ "H	27 lbs	120	3,360 lbs	1	120	#277
	80mm	12"W x 12"L x 3 ¹ / ₈ "H	36 lbs	96	3,456 lbs	1	96	#279
4x4	60mm	4"W x 4"L x 2 ³ / ₈ "H	3 lbs	768	2,278 lbs	9.32	82	#213N
8x8	60mm	8"W x 8"L x 2 ³ / ₈ "H	12 lbs	240	2,884 lbs	2.33	103	#257
	80mm	8"W x 8"L x 3 ¹ / ₈ "H	15.6 lbs	192	2,988 lbs	2.33	83	#259

Stocked in 60mm. Special Order in 80mm.


This product works in conjunction with Holland Stone.

Colors printed here are as true a match as the printing process will allow. For best matching results, please refer to actual samples.



CITYSTONE™ XL

CityStone XL brings scale and dimension to architectural settings. CityStone's generous chamfers control lippage even in challenging large-format / non-planar installations, and units are available in a range of heights to suit a variety of traffic conditions and base preparations.




12x24
(special order only)



24x24

AVAILABLE COLORS: 24 x 24




Charcoal




Pewter


INSTALLATION PATTERNS




Basketweave
12x24




Herringbone
12x24



Basketweave
24x24



Random Runner
24x24



45° Stack Bond
24x24

SPECIFICATIONS

	HEIGHT	NOMINAL DIMENSIONS	WEIGHT	STONES/PALLET	PALLET WT.	SQ.FT./PALLET	PRODUCT NO.
12x24	60mm	12"W x 24"L x 2 $\frac{3}{8}$ "H	54 lbs	60	3,255 lbs	116	#384
24x24	60mm	24"W x 24"L x 2 $\frac{3}{8}$ "H	112 lbs	20	2,240 lbs	80	#385

Colors printed here are as true a match as the printing process will allow. For best matching results, please refer to actual samples.



HOLLAND STONE

With the renowned durability of interlocking pavers, Holland Stone offers the Old World charm of a simple paver shape. The rectangular shape of Holland Stone can be installed in a number of fascinating patterns to produce simple or intricate designs. Mix these patterns with any of the available standard colors or combination of colors and you've got the potential for an architectural effect limited only by the imagination.



4x8

AVAILABLE COLORS



Charcoal



Classic Blend



Granite

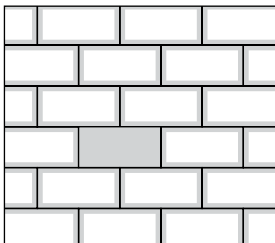


Victorian Blend

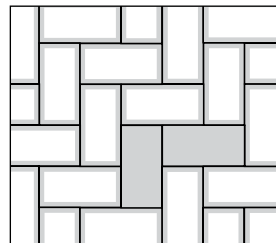


Walnut Blend


INSTALLATION PATTERNS



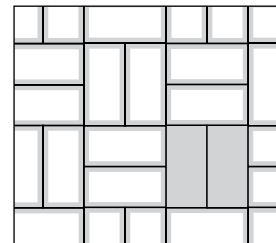
Runner Bond



90° Herringbone



45° Herringbone



Parquet

SPECIFICATIONS

	HEIGHT	NOMINAL DIMENSIONS	WEIGHT	STONES/PALLET	PALLET WT.	STONES/SQ.FT.	SQ.FT./PALLET	PRODUCT NO.
4x8	40mm	3 ⁷ / ₈ "W x 7 ¹³ / ₁₆ "L x 1 ⁵ / ₈ "H	4.0 lbs	720	2,899 lbs	4.66	155	#215
	60mm	3 ⁷ / ₈ "W x 7 ¹³ / ₁₆ "L x 2 ³ / ₈ "H	6.0 lbs	480	2,884 lbs	4.66	103	#217
	80mm	3 ⁷ / ₈ "W x 7 ¹³ / ₁₆ "L x 3 ¹ / ₈ "H	8.1 lbs	384	2,988 lbs	4.66	83	#219
	120mm	3 ⁷ / ₈ "W x 7 ¹³ / ₁₆ "L x 4 ³ / ₄ "H	12.2 lbs	288	3,513 lbs	4.66	62	#222

Stocked in 60mm. Special Order in 40mm, 80mm & 120mm.


This product works in conjunction with the CityStone™ series.

Colors printed here are as true a match as the printing process will allow. For best matching results, please refer to actual samples.



PLAZA STONE Circle

Dramatic circular patterns are easy to achieve with the multi-shape Plaza Stone Circle. The circle pack comes with several pieces including a center paver, large circle wedge, small circle wedge, small rectangle, and large rectangle. Expand and complete projects by combining the circle pack with any other Plaza Stone paver. Plaza Stone Circle delivers unlimited circular design possibilities with an Old World charm.



STANDARD COLORS



Victorian Blend



Walnut Blend



Umpqua

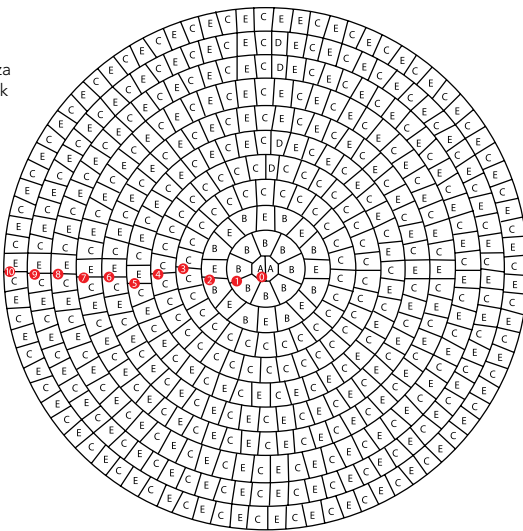
TUMBLED COLORS



Granite

INSTALLATION PATTERNS

116" Diameter Plaza Stone IV Circle Pack



SPECIFICATIONS

		HEIGHT	NOMINAL DIMENSIONS	WEIGHT	STONES/PALLET	PALLET WT.	STONES/SQ.FT.	SQ.FT./PALLET	PRODUCT NO.
Bundled	Center - A	60mm	2 ¹¹ / ₁₆ "W x 5 ¹ / ₂ "L x 2 ³ / ₈ "H	2.3 lbs	10	2,352 lbs	6.7	84	#637
	Large Circle Wedge - B	60mm	5 ¹ / ₂ "W x 6 ¹ / ₁₆ "L x 2 ³ / ₈ "H	6.5 lbs	20				
	Small Circle Wedge - C	60mm	4 ⁹ / ₁₆ "W x 5 ¹ / ₂ "L x 2 ³ / ₈ "H	4.8 lbs	280				
	Small Circle Rectangle - D	60mm	2 ¹¹ / ₁₆ "W x 5 ¹ / ₂ "L x 2 ³ / ₈ "H	2.8 lbs	10				
	Large Circle Rectangle - E	60mm	4 ¹ / ₈ "W x 5 ¹ / ₂ "L x 2 ³ / ₈ "H	4.3 lbs	220				

Colors printed here are as true a match as the printing process will allow. For best matching results, please refer to actual samples.



PLAZA STONE

Plaza Stone is a timeless paving stone with an impressionistic embossed surface profile. It creates a gentle and warm effect by combining soft curved edges with rectangular and square stones. Plaza Stone is available in many colors to accommodate the most discriminating tastes. Plaza Stone uses large-scale patterns to create interest and drama for commercial landscaping, while the stone's texture and pattern harmonize with surrounding buildings and site furnishings.



Square



Rectangle

STANDARD COLORS



Victorian Blend



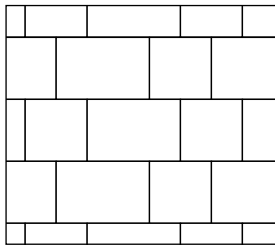
Walnut Blend

TUMBLED COLORS

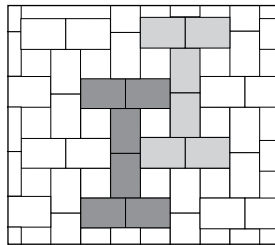


Granite


INSTALLATION PATTERNS



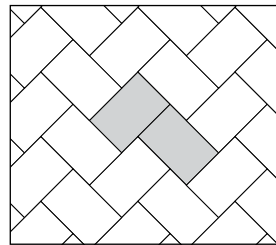
Runner Bond
Rectangles (60%) Squares (40%)



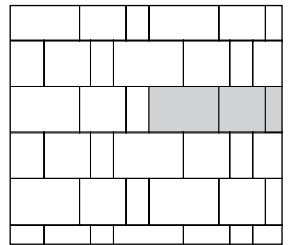
"I" Pattern
Rectangles (75%) Squares (25%)



Herringbone Combo
Rectangles (75%) Squares (25%)



Herringbone
Rectangles



Running Bond
Rectangles

SPECIFICATIONS

	HEIGHT	NOMINAL DIMENSIONS	WEIGHT	STONES/PALLET	PALLET WT.	STONES/SQ.FT.	SQ.FT./PALLET	PRODUCT NO.
Square	60mm	5 ⁷ / ₁₆ "W x 5 ⁷ / ₁₆ "L x 2 ³ / ₈ "H	6 lbs	480	2,800 lbs	4.8	100	#646
	80mm	5 ⁷ / ₁₆ "W x 5 ⁷ / ₁₆ "L x 3 ¹ / ₈ "H	7.4 lbs	384	2,880 lbs	4.8	80	#648
Rectangle	60mm	5 ⁷ / ₁₆ "W x 8 ³ / ₁₆ "L x 2 ³ / ₈ "H	8.9 lbs	300	2,660 lbs	3.2	95	#606
	80mm	5 ⁷ / ₁₆ "W x 8 ³ / ₁₆ "L x 3 ¹ / ₈ "H	11.5 lbs	240	2,736 lbs	3.2	76	#607

Stocked in 60mm. Special Order in 80mm.

Colors printed here are as true a match as the printing process will allow. For best matching results, please refer to actual samples.



VINTAGE STONE®

The Vintage Stone product mixture delivers scale, color, and modular design options for a unique pavement expression. The truly random pattern of Vintage Stone creates an almost infinite number of impression possibilities, making it one of the most popular design elements for pavements today.



#282T - 6x6



#292T - 6x9

AVAILABLE COLORS



Umpqua Blend

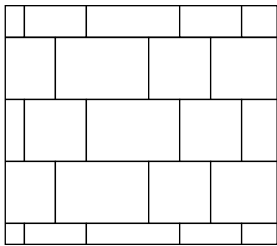


Victorian Blend

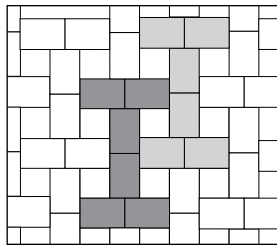


Walnut Blend

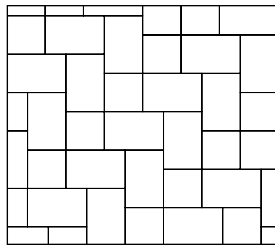
INSTALLATION PATTERNS



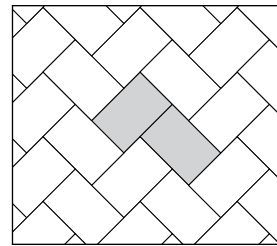
Runner Bond
Rectangles (60%) Squares (40%)



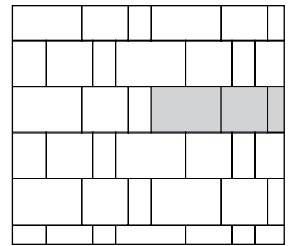
"I" Pattern
Rectangles (75%) Squares (25%)



Herringbone Combo
Rectangles (75%) Squares (25%)



Herringbone
Rectangles



Running Bond
Rectangles

SPECIFICATIONS

	HEIGHT	NOMINAL DIMENSIONS	WEIGHT	STONES/PALLET	PALLET WT.	STONES/SQ.FT.	SQ.FT./PALLET	PRODUCT NO.
6x6	60mm	5 ⁷ / ₁₆ "W x 5 ⁷ / ₁₆ "L x 2 ³ / ₈ "H	6.7 lbs	400	2,688 lbs	4.2	96	#282T
6x9	60mm	5 ⁷ / ₁₆ "W x 8 ⁹ / ₁₆ "L x 2 ³ / ₈ "H	10.1 lbs	250	2,520 lbs	2.8	90	#292T

Colors printed here are as true a match as the printing process will allow. For best matching results, please refer to actual samples.




ADA Detectable Warning Paver

The ADA Detectable Warning Paver is an additional guidance provision for wheelchair and pedestrian access to streets, sidewalks and other components of the public right of way. This product will help ensure local jurisdictions and other entities that their facilities are accessible to people with physical or sensory disabilities. The ADA Detectable Warning Paver provides visual as well as textural contrast to conventional publicly utilized pavements.



4x8

AVAILABLE COLORS




Charcoal




Red

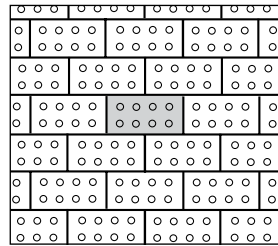
INSTALLATION PATTERNS



Herringbone



Parquet



Runner Bond

SPECIFICATIONS

	HEIGHT	NOMINAL DIMENSIONS	WEIGHT	STONES/PALLET	PALLET WT.	STONES/SQ.FT.	SQ.FT./PALLET	PRODUCT NO.
4x8	60mm	3 ⁷ / ₈ "W x 7 ¹³ / ₁₆ "L x 2 ³ / ₈ "H	6 lbs	480	2,823 lbs	4.66	103	#200

Colors printed here are as true a match as the printing process will allow. For best matching results, please refer to actual samples.



COPING STONE

The Coping Stone is designed to complement any concrete pave stone pedestrian application. It can be used for pool coping, step treads and decorative patio borders. It allows the designer consistency in the paver pavement's visual edge. This consistency will provide confidence that the edge profile will parallel with the finished project paving surface.

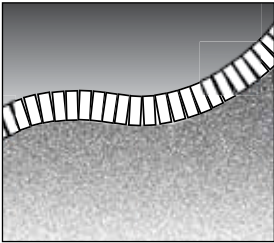


AVAILABLE COLORS

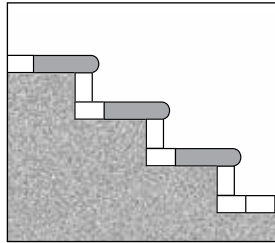


Charcoal

INSTALLATION PATTERNS



Pool Coping




Step Treads

SPECIFICATIONS

	HEIGHT	NOMINAL DIMENSIONS	WEIGHT	STONES/PALLET	PALLET WT.	PRODUCT NO.
Coping Stone	60mm	4"W x 9"L x 2 1/8"H	4.6 lbs	300	1,490 lbs	#301

Colors printed here are as true a match as the printing process will allow. For best matching results, please refer to actual samples.



ECO-CITYLOCK™

Eco-CityLock series is an innovative and unique narrow modular permeable paver system that parallels today's trend of architectural alignment and visual direction. In addition to the contemporary aesthetics, the product also delivers a sustainable, permeable pavement surface. The structural interlocking spacer bars contribute resistance for premium vertical, horizontal and rotational interlock of the neighboring units. The arrangement of design intent and environmental balance case a creative solution for adding aesthetics to site work storm water management solutions.

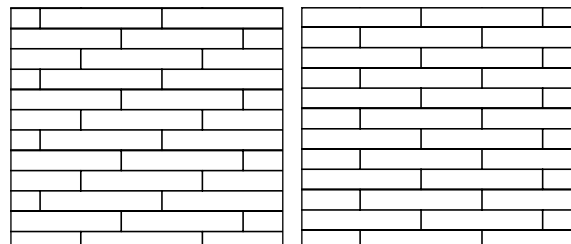


AVAILABLE COLORS



Pewter

INSTALLATION PATTERNS



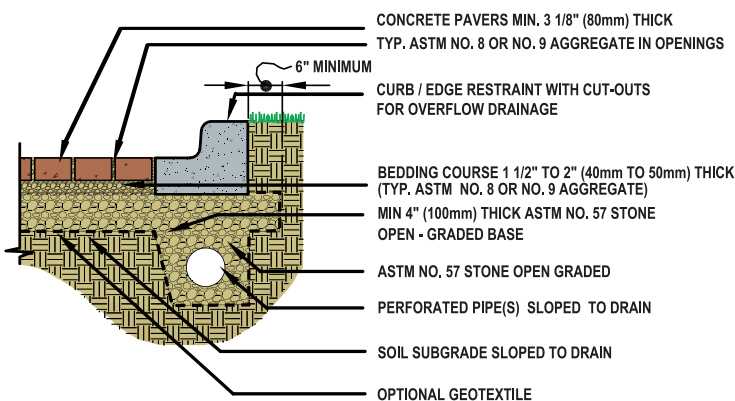
1/4 Offset Bond

Runner Bond

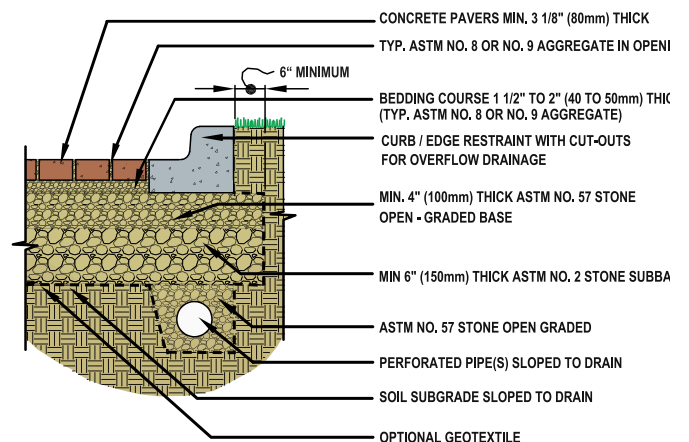
SPECIFICATIONS

	HEIGHT	NOMINAL DIMENSIONS	WEIGHT	STONES/PALLET	PALLET WT.	SQ.FT./PALLET	PRODUCT NO.
4x16	102mm	4"W x 16" L x 4" H	21.2 lbs	168	3,360 lbs	75	#312
4x12	102mm	4"W x 12" L x 4" H	16 lbs	224	3,584 lbs	75	#313
4x8	60mm	4"W x 8" L x 2 3/8" H	6 lbs	480	2,880 lbs	107	#314
5x10	80mm	5"W x 10" L x 3 1/8" H	13 lbs	280	3,612 lbs	97	#315

PERMEABLE PAVERS TREATMENT




PERMEABLE PAVERS TREATMENT AND DETENTION



Colors printed here are as true a match as the printing process will allow. For best matching results, please refer to actual samples.

ECO-PANORAMA™ Demi

The Eco-Panorama series features rectilinear shapes, riven surfaces, and rounded edges which recall the timeless appeal of weathered cut flagstone. These permeable pavers perform as structural pavement and reduce or eliminate storm water detention. These pavers provide 100% pervious surfaces that infiltrate, filter, and decrease storm water runoff rates and pollutant loads.



AVAILABLE COLORS



Toscana



Victorian Blend

SPECIFICATIONS

		HEIGHT	NOMINAL DIMENSIONS	WEIGHT	STONES/PALLET	PALLET WT.	SQ.FT./PALLET	PRODUCT NO.
Bundled	4x8	80mm	4"W x 8"L x 3 ¹ / ₈ "H	8 lbs	64	3,074 lbs	86	#366
	8x8	80mm	8"W x 8"L x 3 ¹ / ₈ "H	16 lbs	64			
	8x12	80mm	8"W x 12"L x 3 ¹ / ₈ "H	20 lbs	64			

Colors printed here are as true a match as the printing process will allow. For best matching results, please refer to actual samples.



GRASSTONE™ II

Grasstone II is a versatile surface stabilization product used for both sloped and horizontal applications. The Grasstone II grid paver provides a sustainable solution to surface erosion, allowing infiltration of water and the ability to establish vegetation. Grasstone II reinforces grass areas by providing a concrete matrix support combined with topsoil and vegetative cover. This system can provide substantial pavement strength to minimize rutting and create a suitable platform for intermittent vehicular use. Grasstone II has been used extensively for vegetated fire lane pavements when designed and constructed according to conventional pavement design.




AVAILABLE COLORS



Gray

INSTALLATION PATTERN



GRASSTONE

SPECIFICATIONS

	HEIGHT	NOMINAL DIMENSIONS	WEIGHT	STONES/PALLET	PALLET WT.	STONES/SQ.FT.	SQ.FT./PALLET	PRODUCT NO.
Grasstone II	80mm	15 ³ / ₄ "W x 23 ⁵ / ₈ "L x 3 ¹ / ₈ "H	56 lbs	32	1,920 lbs	.38	84	#189

Colors printed here are as true a match as the printing process will allow. For best matching results, please refer to actual samples.



SF RIMA®

Make your driveway an ecologically friendly place with this attractive and durable design option. SF RIMA reduces your impact on the environment by allowing rainwater drainage through a permeable pavement system. Strong enough to support vehicular traffic, this pavement allows for precious groundwater to recharge continually.



AVAILABLE COLORS



Gray

INSTALLATION PATTERNS



Turf Joint



Drain Rock Joint

SPECIFICATIONS

	HEIGHT	NOMINAL DIMENSIONS	WEIGHT	STONES/PALLET	PALLET WT.	PIECES/SQ.FT.	SQ.FT./PALLET	PRODUCT NO.
SF RIMA	80mm	9½"W x 9½"L x 3⅛"H	21 lbs	160	3,400 lbs	1.44	111.11	#SFRIMA

Colors printed here are as true a match as the printing process will allow. For best matching results, please refer to actual samples.



PAVER INSTALLATION GUIDE



1

Excavate unsuitable, unstable or unconsolidated subgrade material and compact the area which has been cleared. Backfill and level with dense graded aggregate suitable for base material - typically minimum 4 inch to 8 inches thick (102mm - 203mm). Compact base to optimum moisture/density or as otherwise directed by Site Engineer/ Architect/Landscape Architect.



2

Place bedding course of washed sand conforming to the grading requirements of ASTM C 33 to a maximum uniform depth of 1-1 1/2 inch (25-38mm). Screed to the grade and profile required.



3

Install pavers with joints to a nominal 1/8 inch (3mm).



4

Where required, cut pavers with an approved cutting device to fit accurately, neatly, and without damaged edges.

5

Compact using a plate compactor with neoprene mats attached to the compactor or use a rubber roller compactor. Alternatively compact with a standard steel plate compactor using sheets of plywood on top of the paving units. Do not compact paving units directly on top with a standard plate compactor.

6

Post compaction, spread, and sweep dry ASTM C 33 or ASTM C 144 sand over the entire paving area.

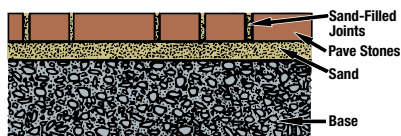
7

Make one more pass with the plate compactor using neoprene mats, rubber rollers, or plywood to completely fill the joints with sand.

8

Sweep paver surface clean for final acceptance by owner/owner's agent.

TYPICAL CROSS SECTION OF CONCRETE PAVER INSTALLATION



Complete installation and specification details are available by contacting your Willamette Graystone Sales Representative.

THE NATURE OF EFFLORESCENCE

Another cause of color variation in paving stones and wall stones may be the natural phenomenon called efflorescence. Efflorescence, a deposit of white salts consisting of mostly calcium carbonate, may appear as a white powder on the paver or wall surface and in no way affects the structural integrity. This phenomenon occurs in all concrete and although it cannot be completely prevented from occurring, efflorescence generally will weather off and disappear over time or can be removed with cleaners at the job site.

COLOR VARIATIONS

As in all natural materials, color in paving stones and wall stones has inherent variations. Paver and wall color is affected by the variances in the raw materials, concrete mixture, moisture content, climactic conditions, and other variations. Therefore, the colors shown are approximate representations of paver and wall colors, but should not be expected to be an exact match of what will be delivered.



KEYSTONE COMPAC® - STRAIGHT



CONTENTS

RETAINING WALL COLLECTION

STRUCTURAL WALLS

- 59 KEYSTONE COMPAC® - STRAIGHT
- 61 KEYSTONE STANDARD® - STRAIGHT
- 63 REGAL STONE PRO® - ROCKFACE

LANDSCAPE WALLS

- 65 HARINGTON® 3-pc - 3" & 6"
- 67 HARINGTON® FREESTANDING 3-pc
- 69 REGAL STONE® - STRAIGHT & TRI-PLANE
- 71 ROCKWALL®
- 73 STONEGATE® - CONTEMPORARY
- 75 STONEGATE® - OLD WORLD
- 77 WALL CAPS & STEPS



KEYSTONE COMPAC® - Straight

A specifier's favorite, Keystone Compac III features unrivaled aesthetic options, cost saving versatility and proven wall performance. Installer's prefer the Compac's lighter weight and shorter tail design which make it easy to handle. Trusted by architects, engineers and contractors worldwide, the Keystone Compac unit utilizes the proven Keystone pin connection system.



Straight



4" Trapezoid Cap



8" Straight Corner



2 Connection pins required per unit. Pins allow for near-vertical or battered setback construction options.

AVAILABLE COLORS



Pewter

SPECIFICATIONS

	HEIGHT	WIDTH	DEPTH	WEIGHT	UNITS/PALLET	PALLET WT.	FACE FT./PALLET	BATTER	PRODUCT NO.
Straight	8"	18"	12"	77 lbs	45	3,465 lbs	45	<1° (front pin) 8° (back pin)	#110170N
4" Trapezoid Cap	4"	17"/12"	10½"	54 lbs	63	3,432 lbs	76 L.F.	n/a	#830
8" Straight Corner	8"	18"	9"	102 lbs	50	5,155 lbs	50	n/a	#110865

Colors printed here are as true a match as the printing process will allow. For best matching results, please refer to actual samples.



KEYSTONE STANDARD[®] - Straight

The structural unit that set the original bar has raised it. The Keystone Standard III unit design, combines with sound engineering, to create a commercial retaining wall solution that provides unrivaled structural stability and efficiencies. From backyard landscaping to large, load-bearing reinforced structures, the Keystone Standard unit's face styles, colors and design possibilities make it a favorite of architects, engineers and contractors worldwide.



Straight

4" Trapezoid Cap

8" Straight Corner

2 Connection pins required per unit. Pins allow for near-vertical or battered setback construction options.

AVAILABLE COLORS



Pewter

SPECIFICATIONS

	HEIGHT	WIDTH	DEPTH	WEIGHT	UNITS/PALLET	PALLET WT.	FACE FT./PALLET	BATTER	PRODUCT NO.
Straight	8"	18"	21"	97 lbs	30	2,910 lbs	30	<1° (front pin) 8° (back pin)	#110173N
4" Trapezoid Cap	4"	17"/12"	10½"	54 lbs	63	3,432 lbs	76 L.F.	n/a	#830
8" Straight Corner	8"	18"	9"	102 lbs	50	5,155 lbs	50	n/a	#110865

Colors printed here are as true a match as the printing process will allow. For best matching results, please refer to actual samples.



REGAL STONE PRO® - RockFace

A full one-square foot face complemented by a natural texture makes the Regal Stone Pro - RockFace a beautiful addition to any landscape. Behind the handsome, rugged exterior is a hollow core that lightens the unit for easy handling and installation. Rear lip installation and engineering innovation make Regal Stone Pro the right choice for even the most challenging wall designs.



RockFace



8" Straight Corner

AVAILABLE COLORS



Granite



Walnut Blend

SPECIFICATIONS

	HEIGHT	WIDTH	DEPTH	WEIGHT	UNITS/PALLET	PALLET WT.	FACE FT./PALLET	BATTER	PRODUCT NO.
RockFace	8"	18"	12"	80 lbs	45	3,600 lbs	45	7.1°	#818N
8" Straight Corner	8"	18"	9"	102 lbs	50	5,155 lbs	50	n/a	#110865

Colors printed here are as true a match as the printing process will allow. For best matching results, please refer to actual samples.




HARINGTON 3-PC - 3" AND 6"



HARINGTON 3-PC - 6"

HARINGTON® 3-pc - 3" & 6"

The 3" and 6" high Harington 3-pc retaining wall systems evoke the texture and look of natural stone, making a striking architectural statement. The hand-hewn facing creates a stone-like appearance while the rear lip eliminates setback and alignment issues to speed construction. Available in blended earth tone colors, these retaining wall units are a reliable, easy-to-install alternative to natural stone walls.



AVAILABLE COLORS



SPECIFICATIONS

HARINGTON - 3"

		HEIGHT	WIDTH	DEPTH	WEIGHT	UNITS/PALLET	PALLET WT.	FACE FT./PALLET	BATTER	PRODUCT NO.
3" Bundled	Small	3"	6"	11½"	14 lbs	40	3,320 lbs	30	10.6°	#877N
	Medium	3"	12"	11½"	28 lbs	40				
	Large	3"	18"	11½"	41 lbs	40				

HARINGTON - 6"

		HEIGHT	WIDTH	DEPTH	WEIGHT	UNITS/PALLET	PALLET WT.	FACE FT./PALLET	BATTER	PRODUCT NO.
6" Bundled	Small	6"	6"	12"	28 lbs	20	3,140 lbs	30	10.6°	#876
	Medium	6"	12"	12"	51 lbs	20				
	Large	6"	18"	12"	78 lbs	20				


		HEIGHT	WIDTH	DEPTH	WEIGHT	UNITS/PALLET	PALLET WT.	FACE FT./PALLET	BATTER	PRODUCT NO.
Large (only)		6"	18"	12"	78 lbs	45	3,510 lbs	33.8	10.6°	#883

Colors printed here are as true a match as the printing process will allow. For best matching results, please refer to actual samples.



HARINGTON® FREESTANDING 3-pc

The Harington Freestanding 3-pc wall is crafted with earthen colors and rough-hewn texture making it a top choice for retaining walls. The units are available in three different sizes, giving wall appearance a more random natural look. Create curved or straight freestanding walls in addition to columns, outdoor kitchens and fire features with this versatile system.




AVAILABLE COLORS



SPECIFICATIONS

		HEIGHT	WIDTH	DEPTH	WEIGHT	UNITS/PALLET	PALLET WT.	FACE FT./PALLET	PRODUCT NO.
Bundled	Small	6"	6"/4"	9"	20 lbs	20	2,700 lbs	27.5	#889N
	Medium	6"	12"/10"	9"	45 lbs	20			
	Large	6"	18"/16"	9"	70 lbs	20			
6" Straight Corner		6"	18"	9"	78 lbs	50	3,900 lbs	56.25 L.F.	#110894N

Colors printed here are as true a match as the printing process will allow. For best matching results, please refer to actual samples.



STRAIGHT



TRI-PLANE

REGAL STONE® - Straight & Tri-plane

The Regal Stone - Straight & Tri-plane continue to provide economy of effort in a structural, finished product. The rear lip facilitates construction, ensures proper alignment and delivers a precise setback. These units are available in the distinctive tri-plane and straight face styles and are available in colors certain to enhance any landscape.



Straight



Tri-plane

AVAILABLE COLORS



Gray



Khaki
(limited availability)



Walnut Blend

SPECIFICATIONS

	HEIGHT	WIDTH	DEPTH	WEIGHT	UNITS/PALLET	PALLET WT.	FACE FT./PALLET	BATTER	PRODUCT NO.
Straight	6"	16¾"	12"	72 lbs	45	3,240 lbs	31.5	10.6°	#822
Tri-plane	6"	15½"	12"	68 lbs	45	3,060 lbs	29.3	10.6°	#821

Colors printed here are as true a match as the printing process will allow. For best matching results, please refer to actual samples.



ROCKWALL®

RockWall brings an unmatched sense of permanence to any home landscape. Environmentally friendly, easy to install, and attractive, this unit can be configured in a variety of ways to create walls that naturally flow with landscape contours.



AVAILABLE COLORS



Granite



Umpqua Blend



Victorian Blend



Walnut Blend

SPECIFICATIONS


	HEIGHT	WIDTH	DEPTH	WEIGHT	UNITS/PALLET	PALLET WEIGHT	FACE FT./PALLET	PRODUCT NO.
RockWall	4"	11 $\frac{5}{8}$ "	6 $\frac{3}{4}$ "	22.4 lbs	144	3,226 lbs	46.6	#875

Colors printed here are as true a match as the printing process will allow. For best matching results, please refer to actual samples.



STONEGATE® - Contemporary

Stonegate - Contemporary artfully combines a smooth, stone face with a modern untumbled (contemporary) finish. Produced in colors that enhance its antiqued cut stone appearance, it is perfect for outdoor living projects, freestanding and retaining walls*.



*Retaining walls higher than 3' can be reached with proper engineering and the use of geosynthetic reinforcement.

AVAILABLE COLORS



Victorian Blend



Walnut Blend

SPECIFICATIONS


		HEIGHT	WIDTH	DEPTH	WEIGHT	UNITS/PALLET	PALLET WT.	FACE FT./PALLET	BATTER	PRODUCT NO.
Bundled	Small	6"	6"/4"	10"	22 lbs	20	2,695 lbs	26 (approx)	0° (middle pin) 9.5° (outside pin)	#11017678
	Medium	6"	12"/10"	10"	49 lbs	20				
	Large	6"	16"/14"	10"	63 lbs	20				

Colors printed here are as true a match as the printing process will allow. For best matching results, please refer to actual samples.



STONEGATE® - Old World

Reminiscent of the walls found scattered throughout the European countryside, Keystone's Stonegate features a smooth, weathered stone appearance. Both a backyard and structural solution, Stonegate's refined look combines with unsurpassed design versatility to make it the product of choice for outdoor living projects, freestanding and retaining walls*.



*Retaining walls higher than 3' can be reached with proper engineering and the use of geosynthetic reinforcement.

AVAILABLE COLORS



Victorian Blend



Walnut Blend

SPECIFICATIONS

		HEIGHT	WIDTH	DEPTH	WEIGHT	UNITS/PALLET	PALLET WT.	FACE FT./PALLET	BATTER	PRODUCT NO.
Bundled	Small	6"	6"/4"	10"	22 lbs	20	2,695 lbs	26 (approx)	0° (middle pin)	#11017678T
	Medium	6"	12"/10"	10"	49 lbs	20			9.5° (outside pin)	
	Large	6"	16"/14"	10"	63 lbs	20				
	Cap	3"	12"	11"	27 lbs	120	3,240 lbs	110 L.F.	n/a	#11017778T

Colors printed here are as true a match as the printing process will allow. For best matching results, please refer to actual samples.



WALL CAPS & STEPS

Add the perfect finishing touch of architectural detail with wall caps. The smaller scale of the caps combine with the larger scale wall unit to give the completed installation a distinctive and unique appearance. The Step Tread has a traditional, straight split which creates a clean, natural look and easily makes code-compliant riser/tread dimensions.



2" Rectangle Cap

3" Rectangle Cap

Step Tread

AVAILABLE COLORS - 2" Rectangle Cap



Granite



Umpqua Blend



Victorian Blend



Walnut Blend

AVAILABLE COLORS - 3" Rectangle Cap



Charcoal



Granite



Victorian Blend



Walnut Blend

AVAILABLE COLORS - Step Treads



Gray



Walnut Blend

SPECIFICATIONS

	HEIGHT	WIDTH	DEPTH	WEIGHT	UNITS/PALLET	PALLET WT.	LINEAR FT./PALLET	PRODUCT NO.
2" Rectangle Cap	2"	11 $\frac{1}{8}$ "	8"	16.4 lbs	120	1,963 lbs	118.8	#814
3" Rectangle Cap	3"	18"	13 $\frac{1}{2}$ "	58 lbs	48	2,784 lbs	72	#110819
Step Tread	6"	16"	12"	90 lbs	50	4,500 lbs	66.7	828N

Colors printed here are as true a match as the printing process will allow. For best matching results, please refer to actual samples.



CONTENTS

**BACKYARD KITS &
PROJECT DESIGNS**

- 79 SQUARE FIRE PIT KIT
- 80 ROUND FIRE PIT KITS
- 81 FIREPLACE KIT
- 81 STONEGATE® PROJECT DESIGNS

RUMBLESTONE® ROUND FIRE PIT

SQUARE FIRE PIT KIT

Rekindle your outdoor living space with an outdoor Fire Pit Kit. Fire pits will bring beauty and ambiance to any outdoor living space and will provide years of pleasure to you and your family. A Fire Pit Kit will be a great weekend project that will bring the best of memories to you and your family.

Square Fire Pit Kit RUMBLESTONE®

AVAILABLE COLORS



Sierra Blend



Metal Inserts Available

SPECIFICATIONS

PRODUCT	NOMINAL DIMENSIONS	PIECES PER PROJECT
RumbleStone Square Fire Pit Kit	Outside Diameter: 38.5" Height: 14"	Includes: 32 RumbleStone Mini units, 12 RumbleStone Medium units and 24 RumbleStone Large units, 5 bags of sand, and 4 tubes of adhesive

Contact your local Willamette Graystone representative for options on metal inserts available.



WARNING: Combustion byproducts produced when using this product include carbon monoxide, a chemical known to the State of California to cause birth defects or other reproductive harm.

ROUND FIRE PIT KITS

Rekindle your outdoor living space with an outdoor Fire Pit Kit. Fire pits will bring beauty and ambiance to any outdoor living space and will provide years of pleasure to you and your family. A Fire Pit Kit will be a great weekend project that will bring the best of memories to you and your family.

Round Fire Pit Kit RUMBLESTONE®

AVAILABLE COLORS



Sierra Blend



Metal Inserts Available

SPECIFICATIONS

	NOMINAL DIMENSIONS	PIECES PER PROJECT
RumbleStone Round Fire Pit Kit	Outside Diameter: 45.8" Height: 14"	(1) 31" round insert, 48 RumbleStone Mini units, 48 RumbleStone Trapezoid units, 5 bags of sand, and 4 tubes of adhesive

Contact your local Willamette Graystone representative for options on metal inserts available.

Round Fire Pit Kit ROCKWALL®

AVAILABLE COLORS



Victorian Blend



Metal Inserts Available

SPECIFICATIONS

	NOMINAL DIMENSIONS	PIECES PER PROJECT
41" OD Split Round Kit	Outside Diameter: 41" Height: 14"	(30) 6x8 RockWall Units, 30 RockWall Caps, 3 bags of sand, and 2 tubes of adhesive

Contact your local Willamette Graystone representative for options on metal inserts available.

Colors printed here are as true a match as the printing process will allow. For best matching results, please refer to actual samples.

WARNING: Combustion byproducts produced when using this product include carbon monoxide, a chemical known to the State of California to cause birth defects or other reproductive harm.

FIREPLACE KIT

Simple construction and quick assembly. The Fireplace Kit includes everything you need to create a bold addition to any outdoor entertainment area.

Fireplace Kit RUMBLESTONE®

AVAILABLE COLORS



Sierra Blend



SPECIFICATIONS

PRODUCT	NOMINAL DIMENSIONS	PIECES PER PROJECT
RumbleStone Fireplace Kit	84"W x 94½"H	2 pallets of RumbleStone Large, 2 pallets of RumbleStone Medium, 1 pallet of RumbleStone Mini, 1-firebox, 1-custom fit 21" log grate designed to burn wood logs, 1-14" chimney, and 24 tubes of polyurethane adhesive

WARNING: Combustion byproducts produced when using this product include carbon monoxide, a chemical known to the State of California to cause birth defects or other reproductive harm.



Visit www.keystonehardscapes.com for more outdoor living inspiration and designs that can be created with Stonegate®.



Benches



Columns



Fire Pits



Outdoor Kitchens



Fireplaces

BAGGED ROCK

Our entire line of decorative landscape stone is available in convenient pre-packed polybags in palletized quantities. Our bagged rock is attractive and easy to spread and retains its moisture.



White Marble Chips



Pea Pebbles



All Purpose Stone



Pond Pebbles



Red Lava




River Pebbles



Black Volcanic



Blended Volcanic



Paver Sand



Play Sand

LIMITED LIFETIME GUARANTEE OF QUALITY

LIMITED TO MANUFACTURING DEFECTS ONLY! With respect to all its products Willamette Graystone warrants that at the time of its delivery of its products, its products conform to any ASTM specification then applicable to the particular product. This warranty extends to all persons in the original chain of distribution from the manufacturer to the owner of the property when and where the products are first installed. Because Willamette Graystone products are manufactured using mined materials, there may be color variations in products from the same manufacturing run as well as in products from different runs. In addition, efflorescence may result from the naturally occurring chemical reaction between the product and the air around it. Accordingly, no guarantee of color shades is made or implied. Minor imperfections in shape, appearance or dimensions are not considered to be defects in material or workmanship. Willamette Graystone does not guarantee that the shape or color will be available in the future and will provide an alternate shape and/or color from its current product line as determined by Willamette Graystone is its sole and absolute discretion at the time of an accepted warranty claim. The warranty is voided with respect to any products that have been damaged due to handling, wall design, installation, contact with chemicals (such as deicers), earth shifts or acts of God. Any product defect that is detected or is noticeable prior to installation. All claims against defective products that are received on site must be made within 10 days from date of shipment from Willamette Graystone. Willamette Graystone will replace product or, if unavailable, an alternate product as determined by Willamette Graystone in its sole and absolute discretion, at no charge. Willamette Graystone will replace uninstalled pavers at site if more than 5% of the product is defective. WILLAMETTE GRAYSTONE WARRANTY IS LIMITED TO THE COST OF REPLACEMENT PRODUCT ONLY AND DOES NOT INCLUDE ANY OTHER COSTS INCLUDING THE COST OF LABOR FOR REPLACEMENT. WILLAMETTE GRAYSTONE WILL NOT PAY ANY LABOR COSTS RELATED TO THE REPLACEMENT OF DEFECTIVE PRODUCTS INSTALLED. Installation COSTS REMAIN THE RESPONSIBILITY OF THE BUYER. THERE ARE NO WARRANTIES BEYOND THIS EXPRESSED WARRANTY. OUR WARRANTY EXCLUDES ANY LIABILITY FOR LOST PROFIT ANY OTHER INDIRECT, SPECIAL OR CONSEQUENTIAL DAMAGES. OUR WARRANTY EXCLUDES ANY LIABILITY OR WARRANTY FOR MISUSE OR MISAPPLICATION OF PRODUCTS. THIS WARRANTY EXTENDS ONLY TO THE ORIGINAL END USER AND IS NOT TRANSFERABLE. Willamette Graystone warranty is limited to the structural integrity of the product and does not include the following: Imperfections commonly found in concrete products, such as exposed aggregates, small chips or cracks and varying surface textures. Efflorescence or its removal. Efflorescence is a natural occurrence in concrete products and usually washes or wears off over time. Shade or color blend variations between the product units. Damage caused by intentional abuse. Abnormal wear and tear, such as surface stains, erosion from water, damage from lawn and garden equipment. Shade variations between products and samples or photographs. Freight of replacement products. Use of concrete grid paving units, interlocking concrete paving units, or coping units beyond the applications described in the applicable ASTM standards, Interlocking Concrete Pavement Institute standards, or Willamette Graystone product information.

ACCESSORIES



Since 1940, The QUIKRETE® Companies have produced more than 200 professional-grade and consumer products. Through these product lines, the QUIKRETE® Companies offer a variety of mixes that will allow you to complete your outdoor kitchen project quickly and efficiently. Most plants stock a limited amount of bagged concrete mix from QUIKRETE® such as:



CONCRETE MIX (#1101) – QUIKRETE®
Concrete Mix is a pre-blended mixture of cement and aggregates for general structural uses, requiring only the addition of water.

Use For: Foundation Walls and Footings • Sidewalks • Curbs • Steps • Ramps • Walkways



COUNTERTOP MIX (#1106-80) – QUIKRETE®
Countertop Mix is a specially formulated flowable high-strength concrete mix for pre-cast and cast-in-place concrete countertop applications.

Use For: Countertops



JOINTING SAND (#1151) – QUIKRETE® Patio Paver Jointing Sand is a properly graded fine sand for filling joints between interlocking pavers, flagstone, brick and patio block.

Use For: Patios • Walkways • Driveways • Any Paver Application

Contact Your Local Representative for availability on the full line of QUIKRETE® products such as bagged concrete mixes, concrete repair products, and masonry products.



PORTLAND LIME & SAND MORTAR – SPEC MIX® Portland Lime & Sand mortar is a dry pre-blended mortar mix containing Portland cement, hydrated lime and dried masonry sand formulated for superior bond, water retention, and board life.



COMMERCIAL GRADE POLYURETHANE CONSTRUCTION ADHESIVE – High performance, commercial grade adhesive designed for permanently bonding concrete, brick, marble, stone, wood, glass, aluminum, steel, PVC and tile.

Use For: Repairing broken concrete • Bonding retaining wall block and caps



NATURAL LOOK SEALER – Water-based penetrating silicone sealer waterproofs and protects concrete, brick, masonry, pavers, and stucco surfaces. Clear sealer does not change the surface appearance. Seals from water, salts, and oils. UV Resistant.

Use For: Driveways • Patios • Walls • Sidewalks • Pre-stress panels • Retaining walls • Tunnels • Loading docks • Bridge columns • Tunnels • Curbs/steps



WET LOOK HIGH GLOSS SEALER – Water-based penetrating silicone sealer waterproofs and enhances the color of concrete, masonry, brick, paver, and natural stone surfaces. Seals from acids, grease, food stains, oil, salt, and more. UV resistant.


Use For: Decorative concrete • Pavers • Natural stone • Exposed aggregate • Brick • Stucco



POLYMERIC SAND - Polymeric Sand is a precise mixture of polymer binders and clean natural sand. Polymeric Sand will bond with the pavers/stones adding strength to the joint as well as reliability to the pavement system. It is ideal for use on any paver surface such as sloping areas, driveways, patios, pool decks, sidewalks, etc.

Use For: Driveways • Sidewalks • Pool decks • Patios

GEOTEXTILES AND EDGE RESTRAINT



EDGE RESTRAINT

GEOGRID

LANDSCAPE FABRIC





NOTICE OF LIMITED WARRANTY: the terms of the Limited Warranty applicable to our products can be found at www.willamettegraystone.com or can be obtained by sending a written request to c/o WILLAMETTE GRAYSTONE, 5 Concourse Parkway, Atlanta, USA.

Manufactured by:
WILLAMETTE GRAYSTONE
www.willamettegraystone.com

64978 Deschutes Pleasant Ridge Bend, OR 97701 (541) 388-3811	121 SW McKenzie Avenue Corvallis, OR 97333 (541) 752-3456	3700 Franklin Boulevard Eugene, OR 97403 (541) 726-7666	1559 Dowell Road Grants Pass, OR 97527 (541) 479-1323	727 W McAndrews Road Medford, OR 97501 (541) 773-4575
515 California Street North Bend, OR 97459 (541) 756.6413	3950 NE Stephens Roseburg, OR 97470 (541) 673-3322	2190 Hyacinth Street NE Salem, OR 97301 (503) 585-1323	19477 SW 89th Avenue Tualatin, OR 97062 (503) 692-0150	2405 NE 244th Avenue Wood Village, OR 97060 (503) 669-7612



©2019 The QUIKRETE Companies - Patents Pending. • KHS - 7/19



QUIKRETE and its subsidiaries (collectively QUIKRETE) reserve the right to improve its products and make changes to its specification and design without notice. The information contained herein has been compiled by QUIKRETE and to the best of its knowledge, accurately represents Keystone Hardscapes products and how it may be used in the applications which are illustrated. Site conditions, including load pressures acting on the wall, soil types and drainage conditions, may vary. Final determination of the suitability of the product for the use contemplated and the manner of product use are the sole responsibility of the user. Good construction practices and local building codes require the use of an engineered design when constructing retaining walls or free-standing walls in many conditions. Structural design and analysis should be provided by a qualified engineer.