



LIGHT CONTROLS

Light controls are easy to use and provide an affordable way to regulate lights inside and outside your home, adding safety, convenience and energy savings

LIGHT CONTROLS

Westek's motion activated light controls turn lights and devices on or off when motion is detected. Some models offer a fixed off-time, while others offer users the ability to customize how long the light remains on once motion stops. Several variations are offered for indoor use and porch use, including screw-in and plug-in installation options, providing an easy solution for any application.

The wireless RF controls offer users a convenient way to turn their lamps and other devices on and off from across the room, house, or yard. Simply plug your lamp or device into the receiver and use the wireless hand-held remote or wall switch to power that device on or off from up to 100' away.

Our light sensing light controls read and react to ambient light levels and respond to those light conditions by turning your lights on or off. These controls turn lights on or off depending on the ambient lighting conditions as detected by the photo sensor. It is a simple, affordable, and user-friendly way to control your lights throughout the year. Several varieties are offered for screw-in, plug-in, and wire-in installation, as well as models that offer advanced features and programming options.

Dimmers and touch controls allow users an easy, cost-effective way to add dimming functions to their lamps. They give you the ability to choose the right light level to set the mood or perform the task at hand. Select from full range dimming, 3-level touch dimming, or a simple on/off control. Installation options include screw-in, plug-in, and wire-in allowing greater flexibility for your specific needs.



Light controls are an easy way to gain control over how long your lights remain on. Reducing electric consumption saves energy and money!



AmerTac timers are extensively tested to comply with safety and performance requirements. When you see the ETL label, it is proof that our products have been independently tested to meet a high standard of quality and reliability.

**Due to continuous technological improvements, item specifications may vary slightly from what is pictured or published. Please contact your AmerTac representative for more information.*

MOTION ACTIVATED



4 IN 1 WIRELESS CONTROL

- Compatible with LED, incandescent, and CFL bulbs
 - All day motion
 - Night time motion
 - Dusk-to-dawn
 - Random
 - 10A, 1200W Resistive
- White: MLC18BC



PLUG-IN MOTION ACTIVATED CONTROL

- Compatible with LED, incandescent, and CFL bulbs
 - On when motion detected, off after 1, 2, 5, 10 or 20 minutes
 - Detects motion up to 25' away
 - 100° detection zone
 - 10A, 1200W Resistive
- White: MLC4BC



PLUG-IN MOTION ACTIVATED LIGHT CONTROL

- Compatible with LED, incandescent, and CFL bulbs
 - On when motion detected, off after 1, 2, 5, 10 or 20 minutes
 - Detects motion up to 25' away
 - 100° detection zone
 - 10A, 1200W Resistive
- White: MLC12BC-4



PORCH MOTION ACTIVATED CONTROL

- Compatible with LED, incandescent, and CFL bulbs
 - Automatically turns light on when motion is detected, turns off 10 minutes after motion stops
 - Detects motion up to 20' away
 - 180° detection zone
 - 150W max
- OMLC163BC



MOTION ACTIVATED CONTROLS

AmerTac's new indoor motion-activated light controls are perfect for laundry rooms, garages, or basements/attics. They automatically turn on the lights when you enter, eliminating the need to fumble for a switch in the dark. Lights turn off automatically or at a specific time you select.

- Compatible with LED, incandescent, and CFL bulbs
- 3 detection windows for up to 360° coverage
- Automatically turns light on when motion is detected, off 10 minutes after motion stops
- Detects motion up to 20' away
- 75W max

White: MLC169BC



75W MOTION ACTIVATED CONTROL

- Compatible with LED, incandescent, and CFL bulbs
- Automatically turns light on when motion is detected, off 10 minutes after you leave
- Detects motion up to 20' away
- 120° detection zone
- 75W max

White: MLC162BC



75W MOTION ACTIVATED CONTROL

- Compatible with LED, incandescent, and CFL bulbs
- Automatically turns light back on when motion is detected, turns off 10 minutes after motion stops
- Detects motion up to 20' away
- 120° detection zone
- 4 second setting for optimizing the detection zone
- 75W max

White: MLC166BC



PORCH MOTION ACTIVATED CONTROL

- Compatible with LED, incandescent, and CFL bulbs
- Automatically turns light on when motion is detected, turns off after 1, 2, 5, or 10 minutes as selected by user
- Detects motion up to 20' away
- 180° detection zone
- 150W max

OMLC165BC



DUAL PROGRAM MOTION ACTIVATED CONTROL

- Compatible with LED, incandescent, and CFL bulbs
- Automatically turns light on at dusk, off after 2, 5, or 8 hours as selected by user
- Automatically turns light back on when motion is detected, turns off 10 minutes after motion stops
- Detects motion up to 30' away
- 150W max

White: OMLC167BC



WIRELESS CONTROLS

WIRELESS RF CONTROLS

AmerTac's wireless RF light controls feature compact receivers that have a manual on/off button with a pleasing green back-lit LED status indicator and grounded receptacles to allow control of more devices. Simply plug your device into the receiver and plug the receiver into the outlet - no electrician needed! Now you can control your devices and lights from up to 100' away, through walls, doors and around corners.

- Add the convenience of a wall switch without any wiring
- Stylish rocker switch
- Works up to 100 ft. away
- Automatic pairing allows grouping of multiple devices
- 15A, 1875W Resistive

1-Outlet: RFK1600LC



WIRELESS REMOTE CONTROL SYSTEM

- Control lights and appliances from inside or outside your home without any wiring
- Works up to 100 ft. away
- 15A, 1875W Resistive
- 1 Pack: RFK1606LC
- 3 Pack: RFK1636LC



WIRELESS REMOTE & PLUG-IN RECEIVER

- Control lights and appliances from inside or outside your home without any wiring
- Works up to 100 ft. away - even around corners!
- 15A, 1875W Resistive
- Black: RFK326LC



DUSK TO DAWN



DUSK-TO-DAWN LIGHT CONTROL

- Compatible with LED, incandescent, CFL, and halogen bulbs
- Spring loaded contact allows for proper pointing of the sensor
- For indoor and outdoor use
- 100W max
- Bronze: SLC5BCB-4
- White: SLC5BCW-4



DUSK-TO-DAWN LIGHT CONTROL

- Compatible with incandescent bulbs
- For indoor and outdoor use
- 150W max
- Bronze: SLC4CB-4
- White: SLC4CW
- Grey: SLC4CG
- Brass: SLC4CPL



DUSK TO DAWN



CANDELABRA LIGHT CONTROL

- Compatible with incandescent bulbs
 - For indoor and outdoor use
 - 60W max
- Bronze: SLC2BCB3-4



PROGRAMMABLE LIGHT CONTROL

- Compatible with LED, incandescent, and CFL bulbs
 - Micro-processor helps determine more accurate off-time
 - Programmable off timer for 2, 5, or 8 hours
 - Random off feature discourages intruders
 - For Indoor and outdoor use
 - 100W max
- White: SLC9BC
SLC6CBC-4



FLOODLIGHT LIGHT CONTROL

- Compatible with LED, incandescent, CFL, and halogen bulbs
 - Long stem design fits inside most flood lights, spot lights or enclosed exterior fixture
 - 150W max
- Grey: OLC5CFLBC-4



TWIST LOCK LIGHT CONTROL

- Compatible with LED, CFL, mercury vapor and sodium bulbs
 - Fits NEMA 3-prong receptacles
 - Bi-metal switch
 - 1000W tungsten max
- Clear: LC120BC-4



PROGRAMMABLE LIGHT CONTROL

- Compatible with LED, incandescent and CFL bulbs
 - Random feature discourages intruders
 - Digital microprocessor for full brightness and to prevent flickering
 - For indoor use only
 - 200W max
- White: CL12BC-2



DUSK-TO-DAWN LIGHT CONTROL

- Compatible with incandescent bulbs
 - Requires no seasonal adjustments as with timers
 - For indoor use only
 - 300W max
- White: CL11LC



TOUCH CONTROLS



SCREW-IN TOUCH CONTROL

- Compatible with incandescent bulbs
 - Converts any lamp with metal socket to a touch-controlled lamp
 - 150W max
- 3-Level Dimming: 6603BC

- Compatible with LED, incandescent, and CFL bulbs
 - 200W max
- On/Off Only: 6702BC



PLUG-IN TOUCH CONTROL

- Compatible with incandescent bulbs
 - Converts any lamp with metal socket to a touch-controlled lamp
 - 200W max
- On/Off Only: 6000BC

- Compatible with LED, incandescent, and CFL bulbs
- 3-Level Dimming: 6004BC



WIRE-IN DUSK TO DAWN



MINI POST EYE LIGHT CONTROL

- Compatible with LED, incandescent, fluorescent, mercury vapor and sodium bulbs
- 6" leads
- 7/16" diameter opening
- 480W tungsten max
Black: 758M



MINI POST EYE LIGHT CONTROL

- Compatible with LED, incandescent, fluorescent, mercury vapor and sodium bulbs
- Heavy duty thermal bi-metal switch
- 6" leads
- 1.35" diameter opening
- 600W tungsten max
Black: 758LP



POST EYE LIGHT CONTROL

- Compatible with LED, incandescent, fluorescent, mercury vapor and sodium bulbs
- Heavy duty thermal bi-metal switch
- 6" leads
- 3/4" diameter opening
- 1800W tungsten max
Black: 758CTC-4



FACE PLATE LIGHT CONTROL

- Compatible with LED, incandescent, fluorescent, mercury vapor and sodium bulbs
- Heavy duty bi-metal switch
- Fits conduit box (T-box or FS type)
- Weather-resistant sealed photocell
- 1800W tungsten max
Stainless Steel: 758FPCTCC-4



SWIVEL MOUNT LIGHT CONTROL

- Compatible with LED, incandescent, fluorescent, mercury vapor and sodium bulbs
- 6" leads
- 1/2" diameter opening
- 1800W max
Black: SW103CTC-4



SWIVEL STEM MOUNT LIGHT CONTROL

- Compatible with LED, incandescent, fluorescent, mercury vapor and sodium bulbs
- 6" leads
- Standard 1/2" pipe thread with swivel base
- Weatherproof housing and lens
- 2000W tungsten max
Grey: AT15SW-4



DIMMERS



FULL RANGE DIAL DIMMER

- Compatible with incandescent bulbs
- Manual dimmer
- Full-range dimming
- 100W max
White: 6009B



TOUCH PAD DIMMER

- Compatible with incandescent bulbs
- Remote touch pad for convenience
- Converts lamp to 3-way touch control
- 8 ft. cord
- 200W max
Black: 6043BC



DIMMERS



FULL-RANGE LAMP DIMMER

- Compatible with incandescent and halogen bulbs
- 6 ft. cord
- Non-skid, non-mar base
- 300W max
- White, Tabletop: 4010W

- Compatible with incandescent and halogen bulbs
- 5 ft. cord
- 500W max
- Black, Floor: 6089B



MANUAL DIMMER REPLACEMENT

- Compatible with incandescent and halogen bulbs
- 270° control with positive On/Off
- Full range control
- 200W max
- Model: 6077B



REPLACEMENT TOUCH DIMMER

- Compatible with incandescent and halogen bulbs
- Universal replacement kit
- Works in any touch lamp
- 3-level control
- 150W: 6503BC
- 300W: 6503HBLC



MANUAL DIMMER REPLACEMENT

- Compatible with incandescent and halogen bulbs
- Universal replacement kit
- Full range control
- 500W max
- Black: 6079BC





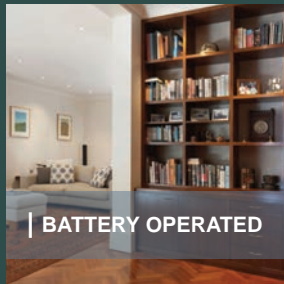

INDEX

Model #	Page #
4010W	7
6000BC	5
6004BC	7
6009B	6
6043BC	6
6077B	7
6079BC	7
6089B	7
6503BC	7
6503HBLC	7
6603BC	5
6702BC	5
758CTC-4	6
758FPCTCC-4	6
758LP	6

Model #	Page #
758M	6
AT15SW-4	6
CL11LC	5
CL12BC-2	5
LC120BC-4	5
MLC12BC-4	2
MLC162BC	3
MLC166BC	3
MLC169BC	2
MLC18BC	2
MLC4BC	2
OLC5CFLBC-4	5
OMLC163BC	2
OMLC165BC	3
OMLC167BC	3

Model #	Page #
RFK1600LC	4
RFK1606LC	4
RFK1636LC	4
RFK326LC	4
SLC2BCB3-4	5
SLC4CB-4	4
SLC4CG	4
SLC4CPL	4
SLC4CW	4
SLC5BCB-4	4
SLC5BCW-4	4
SLC6CBC-4	5
SLC9BC	5
SW103CTC-4	6

SEE OUR OTHER CATEGORIES



250 Boulder Drive
Breinigsville, PA 18031
610-336-1330
www.amertac.com