

VALLEY **INDUSTRIES**



FLUID COMPONENTS



COMPONENTS FOR INDUSTRY



ACCESSORIES



TABLE OF CONTENTS - FLUID COMPONENTS

a. NYLON & POLYPROPYLENE, FITTINGS p2-10

Nylon and polypro fittings including Pipe fittings, hose barb fittings, and threaded nozzle fittings.




b. STAINLESS STEEL FITTINGS p11-13

Stainless steel fittings including elbows, tees, couplings, nipples, unions, and plugs.



c. BRASS FITTINGS p14-15

Garden hose fittings, hose barb fittings, and nozzle fittings.

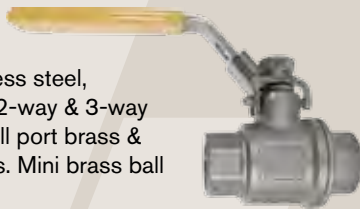


d. BOOMLESS SPRAY NOZZLES p16



e. VALVES p17-20

Extensive selection of valves in brass, stainless steel, polypropylene & plastic 2-way & 3-way polypropylene valves. Full port brass & stainless steel ball valves. Mini brass ball valves.



f. ACCESSORIES p21-28

Tank lids, bulkhead fittings, clamps, Polypropylene pipe - Bulk or pre-drilled for nozzle fittings. Garden hose shut-off valves. Spot Sprayer accessories.



g. PANEL MOUNT FLOWMETERS p29



h. STRAINERS p30-33

Nylon and Polypropylene line strainers from 1/4" to 1-1/2". Available with clear or solid bowl and with Viton or EPDM O-rings.



i. GAUGES p34

Dry pressure gauges, 304 stainless steel gauges, full 304 stainless steel gauges.



j. SPRAYER PARTS & WHEELS p35-39

Backpack sprayer, handheld sprayers, spray guns. Wheels and Axles.




i. COMET PUMPS p40-41

Comet Diaphragm Pumps and Accessories.

NEW



d. HOSE REELS p42





NYLON PIPE FITTINGS

NYLON FITTINGS

Our nylon fittings are made from high quality type 6 virgin resin. Nylon fittings are generally acceptable for use at working pressures up to 150 PSI at normal room temperatures. At very low pressures, temperatures can approach 175° F with no degradation.

Nylon is resistant to a broad range of chemicals including most agricultural chemicals, ammonium compounds, detergents, diesel fuel, ethanol, gasoline, hexane, magnesium sulphate, most sodium compounds, trichloroethylene and zinc sulphate.

Nylon fittings should Not be used with acid-based fertilizers, bromine, chlorine, fluorine, hydrochloric acid, iodine, nitric acid, phosphoric acid, sulfuric acid and xylene.

Recommended	Not Recommended
Use for high structural or physical strength	Use with acid-based fertilizers
Use for temperature from below 0° F to 200° F	Use with xylene-based chemicals
Use Teflon® tape	Use in situations with extreme exposure to ultraviolet radiation

Physical Properties of Nylon

Specific Gravity	1.12
Heat Distortion	375° F
Rockwell Hardness (R)	120
Izod Impact	1.0 ft. - lbs./in

POLYPROPYLENE FITTINGS

Our polypropylene fittings are made 10% glass polypropylene resin. Polypropylene fittings are generally acceptable for use at working pressures up to 150 PSI at ambient temperatures. As with all thermoplastics, an increase in working temperature is accompanied by a decrease in operating pressure.

Polypropylene is resistant to a broad range of chemicals including most agricultural chemicals, acid based fertilizers, ammonium compounds, calcium carbonate, ethanol, hydrochloric acid, magnesium sulfate, oxalic acid, propionic acid, phosphoric acid and sodium compounds.

Polypropylene fittings should not be used with aromatic hydrocarbons, carbon tetrachloride, gasoline, hexane, kerosene, nitric acid, sodium hypochlorite, toluene trichloroethylene and xylene.

Recommended	Not Recommended
Use at normal ag sprayer spring and summer field conditions	Use impact wrenches
Use for acid resistance	Overtighten
Use for UV resistance, prolonged exposure to sunlight.	Use at very hot or cold temperature over 150° F or under 32° F
Use for cosmetic appearance	Use Teflon tape or Teflon sealants
	Use with toluene or xylene based chemicals

Physical Properties of Polypropylene

Specific Gravity	0.98
Heat Distortion	285° F
Rockwell Hardness (R)	100
Izod Impact	0.8 ft. - lbs./in



ABBREVIATIONS

- MPS: Male Pipe Straight
- FPS: Female Pipe Straight
- HB: Hose Barb
- MPT: Male National Pipe Thread
- MGHT: Male Garden Hose Thread
- FGHT: Female Garden Hose Thread
- NPT: National Pipe Thread
- FPT: Female National Pipe Thread
- FBSP: Female British Straight Pipe

FEMALE FITTINGS

FPTxHB	Bag Qty.	Nylon	PolyPro
1/4 x 1/4	50	A14F	3A14F
1/4 x 3/8	50	A1438F	3A1438F
3/8 x 1/4	50	A3814F	3A3814F
3/8 x 3/8	50	A38F	3A38F
3/8 x 1/2	50	A3812F	3A3812F
1/2 x 1/4	50	A1214F	3A1214F
1/2 x 3/8	50	A1238F	3A1238F
1/2 x 1/2	25	A12F	3A12F
1/2 x 5/8	25	A1258F	3A1258F
1/2 x 3/4	25	A1234F	3A1234F
3/4 x 3/8	25	A3438F	3A3438F
3/4 x 1/2	25	A3412F	3A3412F
3/4 x 5/8	25	A3458F	3A3458F
3/4 x 3/4	25	A34F	3A34F



Sold in full bag quantities only

PIPE FITTINGS

MALE FITTINGS

MPTxHB	Bag Qty.	Nylon	PolyPro
1/8 x 3/16	50	A18316	3A18316
1/8 x 1/4	50	A1814	3A1814
1/8 x 5/16	50	A18516	3A18516
1/8 x 3/8	50	A1838	3A1838
1/4 x 3/16	50	A14316	3A14316
1/4 x 1/4	50	A14	3A14
1/4 x 5/16	50	A14516	3A14516
1/4 x 3/8	50	A1438	3A1438
1/4 x 1/2	50	A1412	3A1412
3/8 x 1/4	50	A3814	3A3814
3/8 x 5/16	50	A38516	3A38516
3/8 x 3/8	50	A38	3A38
3/8 x 1/2	50	A3812	3A3812
3/8 x 5/8	50	A3858	3A3858
1/2 x 1/4	50	A1214	3A1214
1/2 x 3/8	50	A1238	3A1238
1/2 x 1/2	50	A12	3A12
1/2 x 5/8	25	A1258	3A1258
1/2 x 3/4	25	A1234	3A1234
3/4 x 1/4	25	A3414	3A3414
3/4 x 3/8	25	A3438	3A3438
3/4 x 1/2	25	A3412	3A3412
3/4 x 5/8	25	A3458	3A3458
3/4 x 3/4	25	A34	3A34
3/4 x 1	25	A34100	3A34100
1 x 3/4	25	A10034	3A10034
1 x 1	25	A100	3A100
1 x 1 1/4	25	A100114	3A100114
1 1/4 x 3/4	1	A11434	3A11434
1 1/4 x 1	1	A114100	3A114100
1 1/4 x 1 1/4	1	A114	3A114
1 1/4 x 1 1/2	1	A114112	3A114112
1 1/2 x 1 1/4	1	A112114	3A112114
1 1/2 x 1 1/2	1	A112	3A112
2 x 2	1	A200	3A200



MALE ELBOWS

MPTxHB	Bag Qty.	Nylon	PolyPro
1/8 x 1/4	50	EL1814	3EL1814
1/8 x 3/8	50	EL1838	3EL1838
1/4 x 3/16	50	EL14316	3EL14316
1/4 x 1/4	50	EL14	3EL14
1/4 x 5/16	50	EL14516	3EL14516
1/4 x 3/8	50	EL1438	3EL1438
1/4 x 1/2	50	EL1412	3EL1412
3/8 x 1/4	50	EL3814	3EL3814
3/8 x 5/16	50	EL38516	3EL38516
3/8 x 3/8	50	EL38	3EL38
3/8 x 1/2	50	EL3812	3EL3812
3/8 x 5/8	50	EL3858	3EL3858
1/2 x 1/4	50	EL1214	3EL1214
1/2 x 3/8	50	EL1238	3EL1238
1/2 x 1/2	50	EL12	3EL12
1/2 x 5/8	25	EL1258	3EL1258
1/2 x 3/4	25	EL1234	3EL1234
3/4 x 1/4	25	EL3414	3EL3414
3/4 x 3/8	25	EL3438	3EL3438
3/4 x 1/2	25	EL3412	3EL3412
3/4 x 5/8	25	EL3458	3EL3458
3/4 x 3/4	25	EL34	3EL34
3/4 x 1	25	EL34100	3EL34100
1 x 1	25	EL100	3EL100



FEMALE ELBOWS

FPTxHB	Bag Qty.	Nylon	PolyPro
1/8 x 1/4	50	EL1814F	3EL1814F
1/8 x 3/8	50	EL1838F	3EL1838F
1/4 x 3/16	50	EL14316F	3EL14316F
1/4 x 1/4	50	EL14F	3EL14F
1/4 x 3/8	50	EL1438F	3EL1438F
3/8 x 1/4	50	EL3814F	3EL3814F
3/8 x 3/8	50	EL38F	3EL38F
3/8 x 1/2	50	EL3812F	3EL3812F
1/2 x 5/8	25	EL1258F	3EL1258F
1/2 x 3/4	25	EL1234F	3EL1234F
3/4 x 1/2	25	EL3412F	3EL3412F
3/4 x 5/8	25	EL3458F	3EL3458F
3/4 x 3/4	25	EL34F	3EL34F



PIPE FITTINGS

Sold in full bag quantities only

STREET ELBOWS

FPTxMPT	Bag Qty.	Nylon	PolyPro
1/4 x 1/4	25	SE14	3SE14
3/8 x 3/8	25	SE38	3SE38
1/2 x 1/2	25	SE12	3SE12
3/4 x 3/4	10	SE34	3SE34



STREET ELBOWS 45°

FPTxMPT	Bag Qty.	Nylon	PolyPro
3/4 x 3/4	10	SE3445	3SE3445



TEES 1/4 GAUGE PORT

FPT	Bag Qty.	Nylon	PolyPro
1/2	25	GTT1214	3GTT1214
3/4	1	GTT3414	3GTT3414



REDUCER BUSHINGS

MPTxFPT	Bag Qty.	Nylon	PolyPro
3/8 x 1/8	50	RB3818	3RB3818
3/8 x	50	RB3814	3RB3814
1/2 x 1/8	50	RB1218	3RB1218
1/2 x 1/4	50	RB1214	3RB1214
1/2 x 3/8	50	RB1238	3RB1238
3/4 x 1/8	25	RB3418	3RB3418
3/4 x 1/4	25	RB3414	3RB3414
3/4 x 3/8	25	RB3438	3RB3438
3/4 x 1/2	25	RB3412	3RB3412
1 x 1/2	25	RB10012	3RB10012
1 x 3/4	25	RB10034	3RB10034
2 x 3/4	1	RB20034	3RB20034



TEES 1/4 GAUGE PORT **NEW**

FPT	Bag Qty.	Nylon	PolyPro
1/4	25	TT14	3TT14
1/2	25	TT12	3TT12
3/4	25	TT34	3TT34
1	1	TT100	3TT100
1 1/4	1	TT114	3TT114
1 1/2	1	TT112	3TT112
2	1	TT200	3TT200





Sold in full bag quantities only

PIPE FITTINGS

NIPPLES

MPTxMPT	Bag Qty.	Nylon	PolyPro
1/8 x 1/8	50	M18	3M18
1/4 x 1/4	50	M14	3M14
3/8 x 3/8	50	M38	3M38
1/2 x 1/2	50	M12	3M12
3/4 x 3/4	25	M34	3M34
1 x 1	25	M100	3M100
1 1/4 x 1 1/4	1	M114	3M114
1 1/2 x 1 1/2	1	M112	3M112
2 x 2	1	M200	3M200



REDUCING NIPPLES

MPTxMPT	Bag Qty.	Nylon	PolyPro
1/4 x 1/8	50	M1418	3M1418
3/8 x 1/8	50	M3818	3M3818
3/8 x 1/4	50	M3814	3M3814
1/2 x 1/4	50	M1214	3M1214
1/2 x 3/8	50	M1238	3M1238
3/4 x 3/8	25	M3438	3M3438
3/4 x 1/2	25	M3412	3M3412



HEX PLUGS

MPT	Bag Qty.	Nylon	PolyPro
1/8	50	F18	3F18
1/4	50	F14	3F14
3/8	50	F38	3F38
1/2	50	F12	3F12
3/4	25	F34	3F34
1	25	F100	3F100
1 1/4	1	F114	3F114
1 1/2	1	F112	3F112
2	1	F200	3F200



COUPLINGS

FPTxFPT	Bag Qty.	Nylon	PolyPro
1/2 x 1/2	50	FC12	3FC12
3/4 x 3/4	10	FC34	3FC34
1 x 1	10	FC100	3FC100
1 1/4 x 1 1/4	1	FC114	3FC114
1 1/2 x 1 1/2	1	FC112	3FC112
2 x 2	1	FC200	3FC200





HOSE BARB FITTINGS

Sold in full bag quantities only

HOSE MENDERS

With Center Stop

HBxHB	Bag Qty.	Nylon	PolyPro
1/4 x 1/4	50	SHM14	3SHM14
3/8 x 3/8	50	SHM38	3SHM38
1/2 x 3/8	50	SHM1238	3SHM1238
1/2 x 1/2	50	SHM12	3SHM12
1/2 x 5/8	25	SHM1258	3SHM1258
5/8 x 5/8	25	SHM58	3SHM58
3/4 x 3/4	25	SHM34	3SHM34
1 x 1	25	SHM100	3SHM100
1 1/4 x 1 1/4	1	SHM114	3SHM114
1 1/2 x 1 1/2	1	SHM112	3SHM112



TEES

HB ¹ xHB ^{2/3}	Bag Qty.	Nylon	PolyPro
1/4 x 1/4	50	T14	3T14
1/4 x 3/8	50	T1438	3T1438
3/8 x 3/8	50	T38	3T38
3/8 x 1/2	50	T3812	3T3812
3/8 x 5/8	25	T3858	3T3858
1/2 x 3/8	25	T1238	3T1238
1/2 x 1/2	1	T12	3T12
5/8 x 5/8	1	T58	3T58
3/4 x 1/2	1	T3412	3T3412
3/4 x 3/4	1	T34	3T34



HOSE MENDERS

HBxHB	Bag Qty.	Nylon	PolyPro
1/4 x 3/16	50	HM14316	3HM14316
1/4 x 1/4	50	HM14	3HM14
5/16 x 5/16	50	HM516	3HM516
3/8 x 1/4	50	HM3814	3HM3814
1/2 x 1/4	50	HM1214	3HM1214
1/2 x 3/8	50	HM1238	3HM1238
5/8 x 3/8	25	HM5838	3HM5838
5/8 x 5/8	25	HM58	3HM58



TEES

MPTxHB	Bag Qty.	Nylon	PolyPro
1/8 x 1/4	50	T1814T	3T1814T
1/4 x 1/4	50	T14T	3T14T
1/4 x 3/8	50	T1438T	3T1438T
1/4 x 1/2	50	T1412T	3T1412T
3/8 x 1/4	50	T3814T	3T3814T
3/8 x 3/8	50	T38T	3T38T
3/8 x 1/2	50	T3812T	3T3812T
1/2 x 3/8	50	T1238T	3T1238T
1/2 x 1/2	50	T12T	3T12T
1/2 x 5/8	25	T1258T	3T1258T
1/2 x 3/4	25	T1234T	3T1234T
3/4 x 3/8	25	T3438T	3T3438T
3/4 x 1/2	25	T3412T	3T3412T
3/4 x 5/8	25	T3458T	3T3458T
3/4 x 3/4	25	T34T	3T34T





Sold in full bag quantities only

HOSE BARB FITTINGS

HOSE FITTINGS

MGHTxHB	Bag Qty.	Nylon	PolyPro
3/4 x 1/4	25	D3414	3D3414
3/4 x 3/8	25	D3438	3D3438
3/4 x 1/2	25	D3412	3D3412
3/4 x 5/8	25	D3458	3D3458
3/4 x 3/4	25	D34	3D34



ELBOWS

MGHTxHB	Bag Qty.	Nylon	PolyPro
3/4 x 1/4	25	ELD3414	3ELD3414
3/4 x 3/8	25	ELD3438	3ELD3438
3/4 x 1/2	25	ELD3412	3ELD3412
3/4 x 5/8	25	ELD3458	3ELD3458
3/4 x 3/4	25	ELD34	3ELD34



ADAPTERS

FGHTxMPT	Bag Qty.	Nylon	PolyPro
3/4 x 3/4	25	H34	3H34



ADAPTERS

MGHTxFPT	Bag Qty.	Nylon	PolyPro
3/4 x 1/4	25	G3414	3G3414
3/4 x 1/2	25	G3412	3G3412
3/4 x 3/4	25	G34	3G34



ELBOWS

HBxHB	Bag Qty.	Nylon	PolyPro
1/4 x 1/4	50	EL14HB	3EL14HB
3/8 x 1/4	50	EL3814HB	3EL3814HB
3/8 x 3/8	50	EL38HB	3EL38HB
1/2 x 1/4	50	EL1214HB	3EL1214HB
1/2 x 3/8	50	EL1238HB	3EL1238HB
1/2 x 1/2	50	EL12HB	3EL12HB
5/8 x 5/8	25	EL58HB	3EL58HB
3/4 x 5/8	25	EL3458HB	3EL3458HB
3/4 x 3/4	25	EL34HB	3EL34HB
1 x 1	25	EL100HB	3EL100HB



TEES

FPTxHB	Bag Qty.	Nylon	PolyPro
3/4 x 3/4	25	T34F	3T34F





HOSE BARB FITTINGS

Sold in full bag quantities only


ADAPTERS

MGHTxMPT	Bag Qty.	Nylon	PolyPro
3/4 x 3/8	25	E3438	3E3438
3/4 x 1/2	25	E3412	3E3412
3/4 x 3/4	25	E34	3E34



ADAPTER COUPLINGS

FGHTxFPT	Bag Qty.	Nylon	PolyPro
3/4 x 1/2	25	J3412	3J3412



ADAPTERS

MGHTxFGHT	Bag Qty.	Nylon	PolyPro
3/4 x 3/4	25	I34	3I34



CAPS

FGHT	Bag Qty.	Nylon	PolyPro
3/4	25	N34	3N34



ASSORTED FITTINGS

FITTINGS

FPTxHB	Bag Qty.	Nylon	PolyPro
1/4 x 1/4	50	Q14	3Q14
1/2 x 1/2	25	Q12	3Q12



FLAT SEAT HOSE BARB

For use with B34 & 3B34 Swivel Nuts

HB	Bag Qty.	Nylon	PolyPro
1/4	25	C14	3C14
3/8	25	C38	3C38
1/2	25	C12	3C12
5/8	25	C58	3C58
3/4	25	C34	3C34
1	25	C100	3C100





Sold in full bag quantities only

THREADED NOZZLE FITTINGS

STRAIGHT SWIVEL NUT

FGHT	Bag Qty.	Nylon	PolyPro
3/4	25	B34	3B34



STRAIGHT SWIVEL NUT

FPT	Bag Qty.	Nylon	PolyPro
1	25	B100	3B100



STRAIGHT HB WITH NOZZLE THREAD

Includes B12 Nut

MPSxHB	Bag Qty.	Nylon	PolyPro
1/16 x 3/8	50	38D	338D
1/16 x 1/2	50	3812D	33812D



TEES

Hose barb with nozzle thread "T" standard nozzle body Includes B12 Nut

MPSxHB	Bag Qty.	Nylon	PolyPro
1/16 x 3/8	50	NTT38	3NTT38
1/16 x 1/2	50	NTT12	3NTT12
1/16 x 5/8	50	NTT58	3NTT58
1/16 x 3/4	25	NTT34	3NTT34



ELBOWS

Hose barb with nozzle thread "L" standard nozzle body Includes B12 Nut

MPSxHB	Bag Qty.	Nylon	PolyPro
1/16 x 1/4	50	NTL14	3NTL14
1/16 x 3/8	50	NTL38	3NTL38
1/16 x 1/2	50	NTL12	3NTL12
1/16 x 5/8	25	NTL58	3NTL58
1/16 x 3/4	25	NTL34	3NTL34



HOSE BARB FOR 8027 NUT

HB	Bag Qty.	Nylon	PolyPro
1/4	25	K8414	3K8414
3/8	25	K8438	3K8438
1/2	25	K8412	3K8412





THREADED NOZZLE FITTINGS

Sold in full bag quantities only

NOZZLE RETAINING NUT

FPS	Bag Qty.	Nylon	PolyPro
1/16	25	B12	3B12



NOZZLE NUT

FPS	Bag Qty.	Nylon	PolyPro
1/16	25	8027	38027



NIPPLE

MPSxMPT	Bag Qty.	Nylon	PolyPro
1/16 x 1/4	50	NB1614	3NB1614
1/16 x 1/2	50	NB1612	3NB1612



NIPPLE

Gauge Port x FNPT	Bag Qty.	Nylon	PolyPro
1/2 x 1/4	25	GCR1214-BN	GCR1214

NEW



CROSSES

Includes B12 Nut


MPSxHB	Bag Qty.	Nylon	PolyPro
1/16 x 3/8	50	T38C	3T38C
1/16 x 1/2	50	T12C	3T12C
1/16 x 3/4	50	T34C	3T34C



SPRAY TIP ADAPTER

Female spray tip adaptor

FPS x FPT	Bag Qty.	Nylon	PolyPro
1/16 x 1/4	25	NF1614	3NF1614



NOZZLE CAP

FPS	Bag Qty.	Nylon	PolyPro
1/16	25	3942	33942





STAINLESS STEEL FITTINGS

STAINLESS STEEL FITTINGS

Our stainless steel fittings and pipe nipples are made from 304 or 316 stainless steel. Use with air, water, oil, natural gas, and steam. Maximum pressure 150 PSI at 72°F.

*'304' part number prefix designated 304 stainless steel.
'316' part number prefix designated 316 stainless steel.*

ABBREVIATIONS

- MPS: Male Pipe Straight
- FPS: Female Pipe Straight
- HB: Hose Barb
- MPT: Male National Pipe Thread
- MGHT: Male Garden Hose Thread
- FGHT: Female Garden Hose Thread
- NPT: National Pipe Thread
- FPT: Female National Pipe Thread
- FBSP: Female British Straight Pipe

FITTINGS

316 Stainless Steel

NPT x HB	Part#
1/4 x 1/4	316-A14
1/4 x 3/8	316-A1438
1/4 x 1/2	316-A1412
3/8 x 3/8	316-A38
3/8 x 1/2	316-A3812
1/2 x 1/2	316-A12
3/4 x 3/4	316-A34
3/4 x 1	316-A34100
1 x 1	316-A100
1 1/4 x 1 1/4	316-A114
1 1/2 x 1 1/2	316-A112
2 x 2	316-A200
3 x 3	316-A300
4 x 4	316-A400



CAPS

Stainless Steel

FPT	Part#
1/8	304-CP18
1/4	304-CP14
3/8	304-CP38
1/2	304-CP12
3/4	304-CP34
1	304-CP100
1 1/4	304-CP114
1 1/2	304-CP112
2	304-CP200
3	304-CP300
4	304-CP400



CROSSES

Stainless Steel

FPT	Part#
1/8	304-CR18
1/4	304-CR14
3/8	304-CR38
1/2	304-CR12
3/4	304-CR34
1	304-CR100
1 1/4	304-CR114
1 1/2	304-CR112
2	304-CR200
3	304-CR300
4	304-CR400





STAINLESS STEEL FITTINGS

HEX PLUGS

Stainless Steel	
MPT	Part#
1/8	304-F18
1/4	304-F14
3/8	304-F38
1/2	304-F12
3/4	304-F34
1	304-F100
1 1/4	304-F114
1 1/2	304-F112
2	304-F200
3	304-F300
4	304-F400



COUPLINGS

Stainless Steel	
FPT x FPT	Part#
1/8 x 1/8	304-FC18
1/4 x 1/4	304-FC14
3/8 x 3/8	304-FC38
1/2 x 1/2	304-FC12
3/4 x 3/4	304-FC34
1 x 1	304-FC100
1 1/4 x 1 1/4	304-FC114
1 1/2 x 1 1/2	304-FC112
2 x 2	304-FC200
3 x 3	304-FC300
4 x 4	304-FC400



ELBOWS 90°

Stainless Steel	
FPT x FPT	Part#
1/8 x 1/8	304-LL18
1/4 x 1/4	304-LL14
3/8 x 3/8	304-LL38
1/2 x 1/2	304-LL12
3/4 x 3/4	304-LL34
1 x 1	304-LL100
1 1/4 x 1 1/4	304-LL114
1 1/2 x 1 1/2	304-LL112
2 x 2	304-LL200
3 x 3	304-LL300
4 x 4	304-LL400



ELBOWS 45°

Stainless Steel	
FPT x FPT	Part#
1/8 x 1/8	304-LL185
1/4 x 1/4	304-LL145
3/8 x 3/8	304-LL385
1/2 x 1/2	304-LL125
3/4 x 3/4	304-LL345
1 x 1	304-LL1005
1 1/4 x 1 1/4	304-LL1145
1 1/2 x 1 1/2	304-LL1125
2 x 2	304-LL2005
3 x 3	304-LL3005
4 x 4	304-LL4005



STREET ELBOW

Stainless Steel	
FPT x NPT	Part#
1/8 x 1/8	304-SE18
1/4 x 1/4	304-SE14
3/8 x 3/8	304-SE38
1/2 x 1/2	304-SE12
3/4 x 3/4	304-SE34
1 x 1	304-SE100
1 1/4 x 1 1/4	304-SE114
1 1/2 x 1 1/2	304-SE112
2 x 2	304-SE200
3 x 3	304-SE300
4 x 4	304-SE400



REDUCER BUSHINGS

Stainless Steel	
MPT x FPT	Part#
1/4 x 1/8	304-RB1418
3/8 x 1/4	304-RB3814
1/2 x 1/8	304-RB1218
1/2 x 3/8	304-RB1238
3/4 x 1/4	304-RB3414
3/4 x 1/2	304-RB3412
1 x 1/2	304-RB10012
1 x 3/4	304-RB10034
1 1/4 x 3/4	304-RB11434
1 1/4 x 1	304-RB114100
1 1/2 x 3/4	304-RB11234
1 1/2 x 1	304-RB112100
1 1/2 x 1 1/4	304-RB112114
2 x 1 1/2	304-RB200112
3 x 2	304-RB300200
4 x 3	304-RB400300





SQUARE HEAD PLUGS

Stainless Steel	
MPT	Part#
1/8	304-SP18
1/4	304-SP14
3/8	304-SP38
1/2	304-SP12
3/4	304-SP34
1	304-SP100
1 1/4	304-SP114
1 1/2	304-SP112
2	304-SP200
3	304-SP300
4	304-SP400



TEES

Stainless Steel	
FPT x FPT	Part#
1/8	304-TT18
1/4	304-TT14
3/8	304-TT38
1/2	304-TT12
3/4	304-TT34
1	304-TT100
1 1/4	304-TT114
1 1/2	304-TT112
2	304-TT200
3	304-TT300
4	304-TT400



UNIONS

Stainless Steel	
FPT x FPT	Part#
1/8	304-UN18
1/4	304-UN14
3/8	304-UN38
1/2	304-UN12
3/4	304-UN34
1	304-UN100
1 1/4	304-UN114
1 1/2	304-UN112
2	304-UN200
3	304-UN300
4	304-UN400



NIPPLE

Stainless Steel, Schedule 40	
MPT	Part#
1/8 x 3/4	304-1834
1/8 x 1 1/2	304-18112
1/8 x 2	304-18200
1/8 x 2 1/2	304-18212
1/8 x 3	304-18300
1/8 x 3 1/2	304-18312
1/8 x 4	304-18400
1/8 x 5	304-18500
1/8 x 6	304-18600
1/4 x 7/8	304-1478
1/4 x 1 1/2	304-14112
1/4 x 2	304-14200
1/4 x 2 1/2	304-14212
1/4 x 3	304-14300
1/4 x 3 1/2	304-14312
1/4 x 4	304-14400
1/4 x 5	304-14500
1/4 x 6	304-14600
3/8 x 1	304-38100
3/8 x 1 1/2	304-38112
3/8 x 2	304-38200
3/8 x 2 1/2	304-38212
3/8 x 3	304-38300
3/8 x 3 1/2	304-38312
3/8 x 4	304-38400
3/8 x 5	304-38500
3/8 x 6	304-38600
1/2 x 1 1/8	304-12118
1/2 x 1 1/2	304-12112

NIPPLE (cont)

Stainless Steel, Schedule 40	
MPT	Part#
1/2 x 2	304-12200
1/2 x 2 1/2	304-12212
1/2 x 3	304-12300
1/2 x 3 1/2	304-12312
1/2 x 4	304-12400
1/2 x 5	304-12500
1/2 x 6	304-12600
3/4 x 1 3/8	304-34138
3/4 x 1 1/2	304-34112
3/4 x 2	304-34200
3/4 x 2 1/2	304-34212
3/4 x 3	304-34300
3/4 x 3 1/2	304-34312
3/4 x 4	304-34400
3/4 x 5	304-34500
3/4 x 6	304-34600
1 x 1 1/2	304-100112
1 x 2	304-100200
1 x 2 1/2	304-100212
1 x 3	304-100300
1 x 3 1/2	304-100312
1 x 4	304-100400
1 x 5	304-100500
1 x 6	304-100600
1 1/4 x 1 5/8	304-114158
1 1/4 x 2	304-114200
1 1/4 x 2 1/2	304-114212
1 1/4 x 3	304-114300
1 1/4 x 3 1/2	304-114312

NIPPLE (cont)

Stainless Steel, Schedule 40	
MPT	Part#
1 1/4 x 4	304-114400
1 1/4 x 5	304-114500
1 1/4 x 6	304-114600
1 1/2 x 1 3/4	304-112134
1 1/2 x 2	304-112200
1 1/2 x 2 1/2	304-112212
1 1/2 x 3	304-112300
1 1/2 x 3 1/2	304-112312
1 1/2 x 4	304-112400
1 1/2 x 5	304-112500
1 1/2 x 6	304-112600
2 x 2	304-200200
2 x 2 1/2	304-200212
2 x 3	304-200300
2 x 3 1/2	304-200312
2 x 4	304-200400
2 x 5	304-200500
2 x 6	304-200600
3 x 2 5/8	304-300258
3 x 3	304-300300
3 x 3 1/2	304-300312
3 x 4	304-300400
3 x 5	304-300500
3 x 6	304-300600
4 x 2 7/8	304-400278
4 x 4	304-400400
4 x 5	304-400500
4 x 6	304-400600

Other nipple lengths available. Call for details.





BRASS FITTINGS

BRASS FITTINGS

BRASS FITTINGS

Our brass fittings are acceptable for most water uses and for most petroleum applications such as gasoline and diesel fuel. Depending on the design, brass fittings are usually acceptable for use at relatively high pressure (500 PSI) and at temperatures up to 800° F.

Brass fittings are not acceptable for use with nitrogen compounds.


ABBREVIATIONS

- MPS: Male Pipe Straight
- FPS: Female Pipe Straight
- HB: Hose Barb
- MPT: Male National Pipe Thread
- MGHT: Male Garden Hose Thread
- FGHT: Female Garden Hose Thread
- NPT: National Pipe Thread
- FPT: Female National Pipe Thread
- FBSP: Female British Straight Pipe

GARDEN HOSE Q/C

Brass

Size	Part#
3/4 FGHT x Q/C.	900.138
<i>Use with 900.137</i>	
3/4 MGHT x Q/C.	900.137
<i>Use with 900.138</i>	



900.138



900.137

HOSE BARB MALE

Brass

Size	Part#
MGHT x 3/8 HB x 2"	900.019
MGHT x 1/2 HB x 2"	900.047



HOSE BARB SWIVEL

Brass

Size	Part#
FGHT x 1/2 HB x 2"	900.021
FGHT x 3/4 HB x 2"	900.034



HOSE BARB SWIVELS

Brass

Size	Part#
1/2 FBSP x 3/8 HB	604.2A
1/2 FBSP x 1/2 HB	604.3A



ADJUSTABLE NOZZLE

Brass

Size	Part#
1/16 FPS, #8	900.040-8
1/16 FPS, #18	900.040-18
1/4 NPT #18	900.054-18
1/4 NPT #8	900.054-8
1/4 NPT #24	900.054-24M



HEX GARDEN HOSE NIPPLE

Brass

Size	Part#
3/4 MPT x 3/4 MGHT	900.018



NOZZLE BODY ELBOW 90°

Brass

Size	Part#
3/8 HB x 1/16 MPS	901.038
1/2 HB x 1/16 MPS	900.052



GARDEN HOSE ADAPTER

Brass

Size	Part#
3/4 FGHT x 3/8 MNPT	300.119
3/4 FGHT x 1/2 MNPT	300.120





FEMALE NOZZLE BODIES

Brass	
Size	Part#
1/4 FNPT x 1/16 MPS	900.031



NOZZLE BODY TEE

Brass	
Size	Part#
3/8 HB x 1/16 MPS	902.038
1/2 HB x 1/16 MPS	900.053



NOZZLE BODY CAP

Brass	
Size	Part#
1/16 FPS (short)	900.002
1/16 FPS (deep)	900.006



MALE NOZZLE BODIES

Brass	
Size	Part#
1/4 MNPT x 1/16 MPS	900.001



NOZZLE CAP

Brass, Nozzle Cap	
Size	Part#
1/16 FPS	900.025



NOZZLE BLANK

Brass, Nozzle Body Block-Off Plate	
Part#	
900.016	



NOZZLE BODY SWIVEL

Brass, Single Nozzle	
Size	Part#
1/4 FNPT x 1/16 MPS	900.003



NOZZLE BODY SWIVEL

Brass, Single Swivel	
Size	Part#
1/4 MNPT x 1/16 MPS	900.049



NOZZLE BODY SWIVEL

Brass, Double Nozzle	
Size	Part#
1/4 FNPT x 1/16 MPS	900.004



NOZZLE BODY SWIVEL

Brass, Double Nozzle	
Size	Part#
1/4 MNPT x 1/16 MPS	900.050



NOZZLE BALL VALVE

Brass	
Size	Part#
1/4" FNPT x 1/16" MPS	BBVL-23220



FILTER SCREEN

Nozzle Body Filter Screen	
Size	Part#
Brass Filter Screen	900.009





BOOMLESS NOZZLES



STANDARD PATTERN BOOMLESS NOZZLES

Standard spray nozzles are available in right or left spray. Nozzle delivers a directional spray pattern with back-spray to ensure overlap coverage when mounted in pairs. Spray distance value at 36" mounted height. Mounting range 24" - 48". All standard pattern boomless nozzles are a two piece construction.

PART #'S

Left Spray Pattern	Right Spray Pattern	Orifice Size	Construction
BN2XP116LSX	BN2XP116RSX	.116	Stainless Steel Cap & Polypro Body
BN2XP120LS-NT	BN2XP120RS-NT	.125	Stainless Steel Cap & Polypro Body
BN2XP125LS	BN2XP125RS	.125	Stainless Steel Cap & Polypro Body
BN2XP140LS-NT	BN2XP140RS-NT	.140	Stainless Steel Cap & Polypro Body
BN2XP152LS	BN2XP152RS	.152	Stainless Steel Cap & Polypro Body
BN2XP187LS	BN2XP187RS	.187	Stainless Steel Cap & Polypro Body

NARROW PATTERN BOOMLESS NOZZLES

Narrow pattern nozzles are available in right or left spray. Nozzle delivers a concentrated pattern for narrow band spray applications. Spray distance value at 18" mounted height. Mounting range 12" - 24". All narrow pattern boomless nozzles are a two piece construction.

Left Spray Pattern	Orifice Size	Construction
BN2XX187LN	.187	Stainless Steel Cap & Body

WIDE PATTERN BOOMLESS NOZZLES

Wide spray nozzles are available in various spray distance values. Nozzle delivers a full spray pattern. Designed for wide band spray applications from a single mounted nozzle. Spray distance value at 36" mounted height. Mounting height 24" - 48". All wide pattern boomless nozzles are a two piece construction.

PART #'S

Full Spray Pattern	Orifice Size	Construction
BN2XX152FWX	.152	Stainless Steel Cap & Body
BN2XX187FW	.187	Stainless Steel Cap & Body
BN2XP116FW	.116	Stainless Steel Cap & Polypro Body
BN2XP152FW	.152	Stainless Steel Cap & Polypro Body
BN2BP088RSX	.088	
BN2BB088RSX	.088	
BN2BP125FWX	.125	Brass Cap & Polypro Body
BN2BP125FWX-CS	.125	Brass Cap & Polypro Body
BN2BP152FWX	.152	Brass Cap & Polypro Body
BN2BP152FWX-CS	.152	Brass Cap & Polypro Body
BN2BP187FW30	.187	Brass Cap & Polypro Body



MINI CHROME-BRASS

NYLON LEVER HANDLED

Inlet/Outlet	Part#
1/8 FNPT x FNPT	S34AX0
1/8 FNPT x MNPT	S34AZ0
1/4 FNPT x FNPT	S34BX0
1/4 FNPT x MNPT	S34BZ0
3/8 FNPT x FNPT	S34CX0
3/8 FNPT x MNPT	S34CZ0
1/2 FNPT x FNPT	S34DX0
1/2 FNPT x MNPT	S34DZ0

Features

- 200 PSI rating (CWP)
- -4° ▶ 250° F temperature rating
- Chromed brass body, ball and stem
- Teflon® seat and Viton® seals

BUTTERFLY T-HANDLE

Inlet/Outlet	Part#
1/8 FNPT x FNPT	S34AX1
1/8 FNPT x MNPT	S34AZ1
1/4 FNPT x FNPT	S34BX1
1/4 FNPT x MNPT	S34BZ1
3/8 FNPT x FNPT	S34CX1
3/8 FNPT x MNPT	S34CZ1
1/2 FNPT x FNPT	S34DX1
1/2 FNPT x MNPT	S34DZ1

Features

- 200 PSI rating (CWP)
- -4° ▶ 250° F temperature rating
- Chromed brass body, ball and stem
- Teflon® seat and Viton® seals



MINI CHROME-BRASS, ECONOMY

NYLON LEVER HANDLED

Inlet/Outlet	Part#
1/8 FNPT x FNPT	MVL18FF
1/8 FNPT x MNPT	MVL18FM
1/4 FNPT x FNPT	MVL14FF
1/4 FNPT x MNPT	MVL14FM
3/8 FNPT x FNPT	MVL38FF
3/8 FNPT x MNPT	MVL38FM
1/2 FNPT x FNPT	MVL12FF
1/2 FNPT x MNPT	MVL12FM

Features

- 200 PSI rating (CWP)
- -4° ▶ 250° F temperature rating
- Chromed brass body, ball and stem
- Teflon® seat and Viton® seals

BUTTERFLY T-HANDLE

Inlet/Outlet	Part#
1/8 FNPT x FNPT	MVT18FF
1/8 FNPT x MNPT	MVT18FM
1/4 FNPT x FNPT	MVT14FF
1/4 FNPT x MNPT	MVT14FM
3/8 FNPT x FNPT	MVT38FF
3/8 FNPT x MNPT	MVT38FM
1/2 FNPT x FNPT	MVT12FF
1/2 FNPT x MNPT	MVT12FM

Features

- 200 PSI rating (CWP)
- -4° ▶ 250° F temperature rating
- Chromed brass body, ball and stem
- Teflon® seat and Viton® seals





BALL VALVES

BRASS BALL VALVE, BUTTERFLY HANDLE

NEW



BRASS BALL VALVE STANDARD PORT

Inlet/Outlet	Part#
1/4 FNPT x 1/4 FNPT	85-14B

FEATURES

- Investment Cast Body and Cap
- Teflon® seals and seats for smooth operation and proper seating characteristics
- 1000 PSI rating (W.O.G.)
- -60° ▶ 450° F operating temperature
- Adjustable stem packing
- Blow-out proof stem and ball are made of 316 stainless steel
- Non-Locking Handle
- 1.5" Long
- One Piece Body

BRASS BALL VALVES

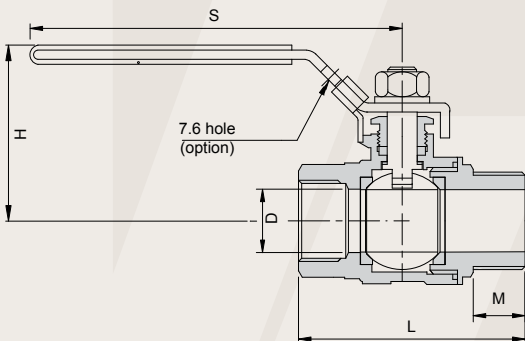


BALL VALVE, FULL PORT BRASS

FPT	Part#	D	L	S	H
1/4	BBV-14	0.39	2.02	3.85	1.75
3/8	BBV-38	0.39	2.02	3.85	1.75
1/2	BBV-12	0.59	2.44	3.85	1.88
3/4	BBV-34	0.78	2.71	4.80	2.28
1	BBV-100	0.98	3.07	4.80	2.44
1 1/4	BBV-114	1.25	3.42	6.02	3.07
1 1/2	BBV-112	1.57	3.89	6.02	3.34
2	BBV-200	1.96	4.43	6.37	3.79

Features

- Investment Cast Body and Cap
- Teflon® seals and seats for smooth operation and proper seating characteristics
- 600 PSI rating (W.O.G.) 100 PSI steam
- -40° to 366° F operating temperature
- Adjustable stem packing
- Blow-out proof stem
- Chrome plated brass ball



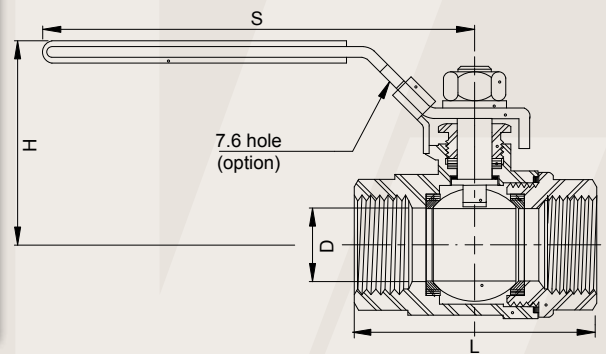



86 SERIES, STAINLESS STEEL

2 PIECE, 2000 PSI BALL VALVE
STANDARD PORT 316 STAINLESS STEEL HEAVY WALL

FPT	Part#	D	L	S	H
¼	86-14	0.374	2.047	4.114	2.028
⅜	86-38	0.374	2.047	4.114	2.028
½	86-12	0.500	2.539	4.114	2.008
¾	86-34	0.590	2.697	5.020	2.106
1	86-100	0.787	3.248	5.020	2.283
1¼	86-114	0.984	3.681	6.575	2.874
1½	86-112	1.260	4.350	6.575	3.150
2	86-200	1.500	4.622	7.600	3.327

- Investment Cast Body and Cap
- Teflon® seals and seats for smooth operation and proper seating characteristics
- 2000 PSI rating (W.O.G.)
- -60° ▶ 450° F operating temperature
- Adjustable stem packing
- Blow-out proof stem and ball are made of 316 stainless steel
- Locking device on handle

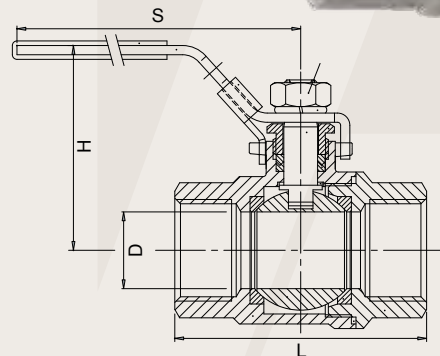


88 SERIES, STAINLESS STEEL

2 PIECE, 1000 PSI BALL VALVE
FULL PORT 316 STAINLESS STEEL

FPT	Part#	D	L	S	H
¼	88-14	0.456	1.831	4.094	1.890
⅜	88-38	0.456	1.890	4.094	1.890
½	88-12	0.562	2.520	4.094	2.047
¾	88-34	0.787	2.913	4.843	2.402
1	88-100	0.984	3.425	4.843	2.559
1¼	88-114	1.260	3.976	6.063	3.150
1½	88-112	1.496	4.331	6.063	3.307
2	88-200	1.969	5.197	7.441	3.819
2½	88-212	2.520	5.710	9.606	5.354
3	88-300	2.992	7.362	9.606	5.709

- Investment Cast Body and Cap
- Teflon® seals and seats for smooth operation and proper seating characteristics
- 1000 PSI rating (W.O.G.)
- -60° ▶ 450° F operating temperature
- Adjustable stem packing
- Blow-out proof stem and ball are made of 316 stainless steel
- Locking device on handle






VALVES

POLYPROPYLENE 2-WAY BALL VALVE

NEW

BALL VALVE, POLYPROPYLENE 2-WAY

FPT	Part#	A	B	C	D	E	F (NPT)	G	H	I	L
3/8	PBV2-38	2.36	1.65	1.65	0.63	2.32	3/8	0.91	1.71	1.75	3.46
1/2	PBV2-12	2.36	1.65	1.65	0.63	2.32	1/2	0.91	1.71	1.75	3.46
3/4	PBV2-34	2.36	1.65	1.65	0.63	2.32	3/4	0.91	1.71	1.75	3.46
1	PBV2-100	2.87	1.65	2.09	0.79	2.72	1	0.91	1.83	2.05	3.88
1 1/4	PBV2-114	3.15	1.65	3.03	0.79	3.23	1 1/4	0.98	2.11	2.17	4.27
1 1/2	PBV2-112	3.42	1.93	3.15	0.79	3.90	2 1/2	1.10	2.46	2.50	4.96
2	PBV2-200	4.33	1.93	5.12	0.79	4.53	2	1.18	2.87	2.97	5.85
2 1/2	PBV2-212	4.84	1.77	3.54	0.98	5.71	2 1/2	1.73	4.06	4.29	8.35



Features


- Precision molded in glass reinforced polypropylene for strength and chemical resistance
- Teflon® seats for smooth operation and proper sealing characteristics
- EPDM o-rings to handle most fertilizers and many chemicals. Viton® available on request
- Positive handle stops for turning off and on.
- Maximum operating pressure 240 PSI for sizes up to 2", 150 PSI for sizes over 2"

POLYPROPYLENE 3-WAY BALL VALVE

NEW

BALL VALVE, POLYPROPYLENE 3-WAY

FPT	Part#	A	B	C	D	E	F (NPT)	G	H	I	L
1	PBV3-100	2.87	1.65	2.09	0.79	2.72	1	0.91	1.83	2.05	3.88
1 1/4	PBV3-114	3.15	1.65	3.03	0.79	3.23	1 1/4	0.98	2.11	2.17	4.27
1 1/2	PBV3-112	3.42	1.93	3.15	0.79	3.90	2 1/2	1.10	2.46	2.50	4.96
2	PBV3-200	4.33	1.93	5.12	0.79	4.53	2	1.18	2.87	2.97	5.85



Features

- Precision molded in glass reinforced polypropylene for strength and chemical resistance
- Teflon® seats for smooth operation and proper sealing characteristics
- EPDM o-rings to handle most fertilizers and many chemicals. Viton® available on request
- Positive handle stops for turning off and on.
- Maximum operating pressure 240 PSI for sizes up to 2", 150 PSI for sizes over 2"



POLYPROPYLENE VALVES

POLYPROPYLENE VALVE

Part#	Size
PBV-38HB12	1/2" Male NPT x 3/8" Hose Barb



POLYPROPYLENE VALVE

Part#	Size
PBV-38HB	3/8" Hose Barb x 3/8" Hose Barb



BRACKETS & PIPES

POLYPROPYLENE PIPE

Schedule 80, Black. 20 Foot lengths standard

Part#	NPT
075-8-00P	3/4" no spacing
075-8-10P	3/4" with 10" spacing, 3/8" holes
075-8-20P	3/4" with 20" spacing, 3/8" holes
100-8-00P	1" no spacing
100-8-10P	1" with 10" spacing, 3/8" holes
100-8-20P	1" with 20" spacing, 3/8" holes



ANCHOR BRACKET

Tank tie down strap, anchor bracket 2"

Part#	Description
TD-200	2" Tie down



PIPE CLAMP

Use with Schedule 80 Polypropylene pipe.

Part#	Pipe ID
CPC-075	3/4"
CPC-100	1"





STANDARD TANK LIDS

STANDARD TANK LIDS

NEW



STANDARD TANK LIDS

Part#	Description
G-8146000	8" closed lid
G-8146002	8" vented lid
G-8148000	8" lid ring
G-8148002	8" lid ring w/c gasket
G-8152000	12" closed lid
G-8152002	12" vented lid w/fill cap
G-8154000	12" lid ring
G-8154002	12" lid ring w/c gasket
G-8158000	16" closed lid
G-8158002	16" vented lid w/fill cap
G-8160000	16" lid ring
G-8160002	16" lid ring w/c gasket
G-8140000	6" closed fill cap
G-8140002	6" vented fill cap
G-8142000	6" ring for fill cap
G-8178000	6" closed female threaded lid
G-8178001	6" vented female threaded lid
G-8169004	12" hinged lid w/vent
G-8170008	16" hinged lid w/vent
G-8147002	8" strainer basket
G-8153001	12" strainer basket
G-8159000	16" strainer basket
G-8159001	16" strainer basket -de

BULK HEAD FITTINGS AND TANK LIDS



Part#	NPT	Opening	Gasket Only
BHF12	1/2"	1 3/4"	BHF12/34GAS
BHF34	3/4"	1 3/4"	BHF12/34GAS
BHF100	1"	2 1/8"	BHF100GAS
BHF114	1 1/4"	2 5/8"	BHF114/112GAS
BHF112	1 1/2"	2 5/8"	BHF112/112GAS
BHF200	2"	3 1/4"	BHF200GAS
BHF300	3"	4 3/8"	BHF300GAS
BHF400	4"	5 5/8"	BHF400GAS

6" LID WITH VENT

Size	Part#	Height	Wk Width	Width
6" Breather	TL-6B	2.17"	6.00"	6.77"
EPDM Gasket Only	TL-6B-GAS			
Lid & Gasket	TL-6B-W/GAS			

** Tank threads may vary, contact factory for details.*



NEW

SPOT SPRAYER FRAMES



LAWN TRAILER FRAME

Part#	Description
SSFK-1525	Lawn Trailer Frame For 15/25 Gal Spot Sprayers



ATV BOOM MOUNTING KIT

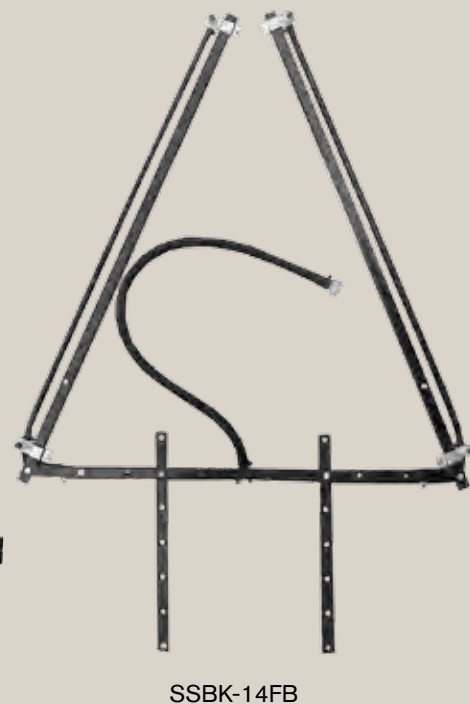
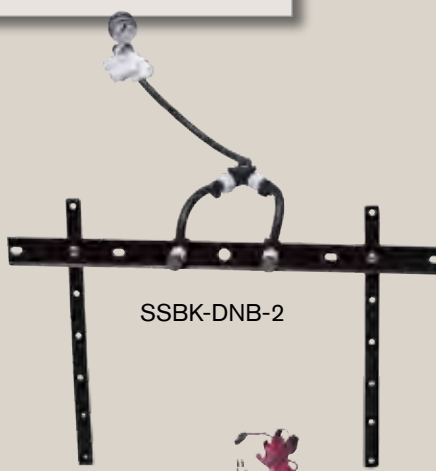
Part#	Description
SSFK-1525	Lawn Trailer Frame For 15/25 Gal Spot Sprayers

NEW

SPOT SPRAYER FRAMES

BOOM KITS

Part#	Description
SSBK-7	2 Nozzle, 7Ft Spray Pattern
SSBK-10FB	3 Nozzle, 10Ft Spray Pattern
SSBK-NB-2	No-Boom, Single Nozzle, 2 GPM
SSBK-DNB-2	No-Boom, Dual Nozzle, 2 GPM
SSBK-DNB-3	Dual No-Boom, Dual Nozzle, 22 Ft Spray
SSBK-14FB	Folding Boom, 14ft Spray Pattern, 3 GPM





CLAMPS

T-BOLT CLAMPS



PURPOSE

To provide a quick, yet effective means of clamping a variety of fittings to a wide range of hose. T-Bolts can be applied with a standard socket wrench. They provide 360° sealing surface by using a shoe or formed bridge.

SERVICES

The T-Bolt clamp is a high strength, reliable clamp with numerous applications in both the commercial and industrial markets including hose and duct work connections for air, oil, water and other types of low pressure fluid lines.

PART NUMBERS

Part#	Size	O.D. Range	
	Nominal	From	To
TB-840131	1-1/4"	1-5/32"	1-15/32"
TB-840150	1-1/2"	1-3/8"	1-9/16"
TB-840175	1-3/4"	1-5/8"	1-13/16"
TB-840200	2"	1-7/8"	2-1/16"
TB-840225	2-1/4"	2-1/8"	2-5/16"
TB-840238	2-3/8"	2-1/4"	2-7/16"
TB-840250	2-1/2"	2-3/8"	2-9/16"
TB-840256	2-9/16"	2-11/32"	2-5/8"
TB-840275	2-3/4"	2-17/32"	2-13/16"
TB-840300	3"	2-25/32"	3-1/16"
TB-840325	3-1/4"	3-1/32"	3-5/16"
TB-840350	3-1/2"	3-9/32"	3-9/16"
TB-840375	3-3/4"	3-17/32"	3-16/16"
TB-840425	4-1/4"	4-1/32"	4-5/16"
TB-840450	4-1/2"	4-9/32"	4-9/16"
TB-840475	4-3/4"	4-17/32"	4-13/16"

FEATURES

- 0.025" band thickness
- 3/4" wide band
- 300 series stainless steel band, bolt and nut material
- Self locking nuts
- 75 in/lb torque rating



HOSE CLAMPS

HOSE CLAMPS

All 300-Series Stainless Steel, including strap, housing and screw.

PART NUMBERS

Part#	Size	Part#	Size
5/16" Band		1/2" Band (continued)	
350-004	1/4"	620-028	1 3/4"
350-005	9/16"	620-032	2"
350-006	3/8"	620-036	2 1/4"
350-008	1/2"	620-040	2 1/2"
350-010	5/8"	620-044	2 3/4"
350-012	3/4"	620-048	3"
350-016	1"	620-052	3 1/4"
350-020	1 1/4"	620-056	3 1/2"
1/2" Band		620-060	3 3/4"
620-006	3/8"	620-064	4"
620-008	1/2"	620-072	4 1/2"
620-010	5/8"	620-080	5"
620-012	3/4"	620-088	5 1/2"
620-016	1"	620-096	6"
620-020	1 1/4"	620-104	6 1/2"
620-024	1 1/2"		

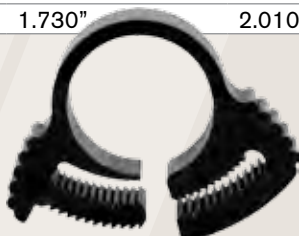


HOSE & MOUNTING CLAMPS

SNAPPER HOSE CLAMPS, DOUBLE TOOTH

Part#	Min Diameter	Max Diameter
SHC-A	0.228"	0.356"
SHC-AA	0.256"	0.319"
SHC-BB	0.351"	0.394"
SHC-C	0.402"	0.485"
SHC-D	0.449"	0.511"
SHC-E	0.516"	0.619"
SHC-F	0.616"	0.707"
SHC-G	0.666"	0.784"
SHC-H	0.702"	0.801"
SHC-J	0.779"	0.899"
SHC-L	0.985"	1.135"
SHC-M	1.044"	1.198"
SHC-N	1.123"	1.296"
SHC-R	1.338"	1.566"
SHC-V	1.730"	2.010"

Other sizes available on request



NOZZLE BODY BOOM CLAMPS NEW

Part#	Tube Diameter
BCR-34	3/4" Round
BCR-100	1" Round
BCS-100	1" Square



Mounting clamps in other sizes available soon. Call for details.



SEALANT & GARDEN HOSE VALVES

SEALANTS

PIPE SEALANT

Part#	Size
25790	#5 Rectorseal, 1.75 oz. tube
25631	#5 Rectorseal, ¼ pint can
25551	#5 Rectorseal, ½ pint can
25431	#5 Rectorseal, 1 pint can
28651	# 21 black jack, ½ pint can
28541	# 21 black jack, 1 pint can



TEFLON TAPE

Part#	Width/Length	#/box
12-260	½" by 260"	100
12-520	½" by 520"	100



GARDEN HOSE VALVES



GHV-2-BLK



GHV-1-BLK

NYLON SHUT-OFF VALVES

Size	Part#
¾ FGHT (inlet) x ¾ MGHT (2 outlets)	GHV-2-BLK
¾ FGHT (inlet) x ¾ MGHT (1 outlet)	GHV-1-BLK

FEATURES

- 60 PSI maximum operating pressure
- Black nylon construction

WASHERS



10373



W406V

WASHERS (OD x ID)

OD x ID	Bag Qty.	Description	Part#
1 x ¾	100	Black vinyl washer	W406V
1 x ¾	100	Black vinyl washer with 50/60 mesh screen	10373




NEW

BASKET STRAINERS

BASKET STRAINERS

Part#	Description
TLS-5D	5" Diameter Basket Strainer (Fits 6" lid)
TLS-5D-CSK	5" Diameter Basket Strainer (Fits 6" lid) Clamshelled



NEW

SNAPPER HOSE CLAMPS, CLAMSHELLED

SNAPPER HOSE CLAMPS, 6 PACKS

Part#	Min Diameter	Max Diameter
SHC-F-CSK	0.616"	0.707"
SHC-J-CSK	0.779"	0.899"
SHC-M-CSK	1.044"	1.198"





WIRE HARNESS

NEW



WIRE HARNESS WITH CLAMPS

Part#	Description
33-103233-CSK	10 ft long wire w/ pin connector Clamshelled



WIRE HARNESS WITH DC PLUG

Part#	Description
33-103260-CSK	10ft Long wire, fused, 2 pin, max 7 amps, Clamshelled



PANEL MOUNT FLOW METERS

FM Series panel mount flowmeters are rotameters made of high quality transparent acrylic (polymethyl methacrylate). They are mainly used in chemical industries, petroleum, light industry, medicine, fertilizer, food, papermaking and scientific research etc. to measure the single-phase, non pulse flow of liquid and gas. These panel mounted flowmeters feature high transparency, distinct reading, light weight, durable performance, long life and convenient installation.

PART NUMBERS

Part #	Flow Range	Length	Connections
FM-0020	0 - 2 GPM 0 - 7 LPM	6.5"	1/4" FNPT
FM-0050	0 - 5 GPM 0 - 10 LPM	6.5"	1/2" FNPT
FM-2010	2 - 10 GPM 5 - 35 LPM	9"	1" FNPT
FM-2020	2 - 20 GPM 4 - 70 LPM	9"	1" FNPT

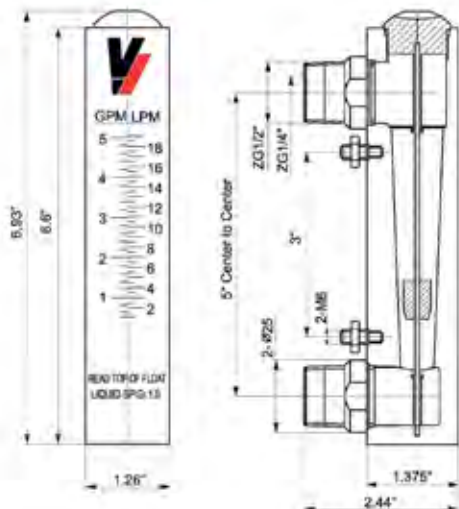
FEATURES

- Clear Acrylic Body
- 316 Stainless Steel Float & Spindle

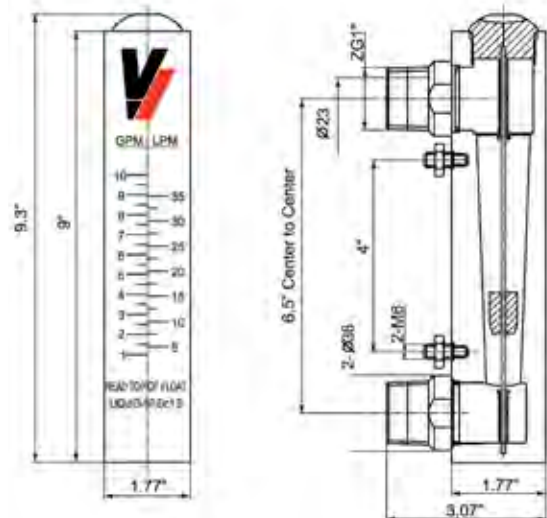


SPECIFICATIONS

Accuracy	±4% FS
Repeatability	± 0.25% FS
Maximum Pressure	1MPa / 150 psig
Maximum Temperature	80°C / 176°F
Body Material	Acrylic (polymethyl methacrylate)
Float Material	316L (stainless steel)
Guide Rod Material	316L (stainless steel)
Fastening Screw Material	Copper
Upper/Lower Adapter Bearing	F46
O-Ring Material	Silastic



FM-0020 & FM-0050



FM-2010 & FM-2020



LINE STRAINERS

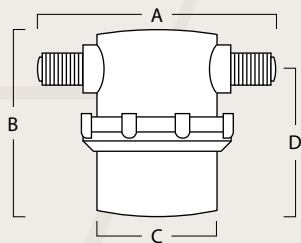
NYLON LOW-PROFILE STRAINERS



LOW PROFILE NYLON MPT LINE STRAINERS

Nylon Bowl			
Part#	Size	Gasket	Mesh
14644	1/4"	EPDM	20
11474	1/4"	EPDM	40
12992	1/4"	EPDM	80
17933	1/4"	Viton	20
11215	1/4"	Viton	40
11043	1/4"	Viton	80
17934	1/2"	EPDM	20
12546	1/2"	EPDM	40
12815	1/2"	EPDM	80
11109	1/2"	Viton	20
12171	1/2"	Viton	40
10923	1/2"	Viton	80

Clear Bowl			
Part#	Size	Gasket	Mesh
14656	1/4"	EPDM	20
11633	1/4"	EPDM	40
11469	1/4"	EPDM	80
10910	1/4"	Viton	20
10911	1/4"	Viton	40
10912	1/4"	Viton	80
12379	1/2"	EPDM	20
11434	1/2"	EPDM	40
13090	1/2"	EPDM	80
10924	1/2"	Viton	20
10925	1/2"	Viton	40
10981	1/2"	Viton	80



Dimensions	
A	3.06"
B	2.42"
C	1.86"
D	1.98"
Filter Area	4.27 sq"

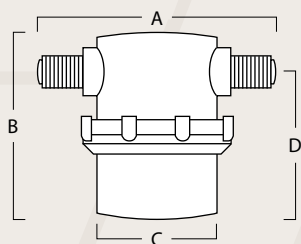
POLYPROPYLENE LOW-PROFILE STRAINERS



LOW PROFILE POLYPROPYLENE MPT LINE STRAINERS

Polypropylene Bowl			
Part#	Size	Gasket	Mesh
17912	1/4"	EPDM	20
11642	1/4"	EPDM	40
14591	1/4"	EPDM	80
17913	1/4"	Viton	20
13914	1/4"	Viton	40
13915	1/4"	Viton	80
17917	1/2"	EPDM	20
17918	1/2"	EPDM	40
17919	1/2"	EPDM	80
17920	1/2"	Viton	20
17921	1/2"	Viton	40
17922	1/2"	Viton	80

Clear Bowl			
Part#	Size	Gasket	Mesh
14628	1/4"	EPDM	20
14629	1/4"	EPDM	40
14630	1/4"	EPDM	80
17916	1/4"	Viton	20
12326	1/4"	Viton	40
12678	1/4"	Viton	80
14637	1/2"	EPDM	20
12250	1/2"	EPDM	40
12397	1/2"	EPDM	80
18456	1/2"	Viton	20
17923	1/2"	Viton	40
12410	1/2"	Viton	80



Dimensions	
A	3.06"
B	2.42"
C	1.86"
D	1.98"
Filter Area	4.27 sq"

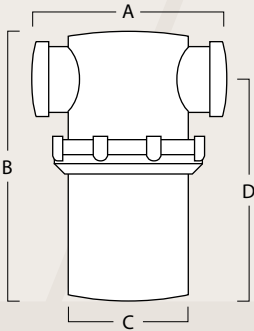


STANDARD LINE STRAINERS

STANDARD NYLON FPT LINE STRAINERS

Nylon Bowl			
Part#	Size	Gasket	Mesh
11407	1/2"	EPDM	40
11297	3/4"	EPDM	20
11298	3/4"	EPDM	40
11300	3/4"	EPDM	80
10962	3/4"	Viton	80

Clear Bowl			
Part#	Size	Gasket	Mesh
17935	1/2"	EPDM	20
17936	1/2"	EPDM	40
12553	1/2"	EPDM	80
10949	1/2"	Viton	40
10946	1/2"	Viton	80
12460	3/4"	EPDM	20
11299	3/4"	EPDM	40
11301	3/4"	EPDM	80
10985	3/4"	Viton	40
10986	3/4"	Viton	80



Dimensions					
Size	A	B	C	D	F.Area
1/2"	3.64"	5.35"	2.95"	4.80"	19 sq"
1/2"	3.64"	5.35"	2.95"	4.80"	19 sq"

STANDARD POLYPROPYLENE FPT LINE STRAINERS

Polypropylene Bowl			
Part#	Size	Gasket	Mesh
14577	1/2"	EPDM	20
11354	1/2"	EPDM	40
11385	1/2"	EPDM	80
12375	1/2"	Viton	40
17924	1/2"	Viton	80
11262	3/4"	EPDM	20
11263	3/4"	EPDM	40
11264	3/4"	EPDM	80
12573	3/4"	Viton	20
11376	3/4"	Viton	40
11277	3/4"	Viton	80

Clear Bowl			
Part#	Size	Gasket	Mesh
14687	1/2"	EPDM	20
12356	1/2"	EPDM	40
14688	1/2"	EPDM	80
17925	1/2"	Viton	20
17926	1/2"	Viton	40
13752	1/2"	Viton	80
14689	3/4"	EPDM	20
12262	3/4"	EPDM	40
14466	3/4"	EPDM	80
17927	3/4"	Viton	20
17928	3/4"	Viton	40
14323	3/4"	Viton	80





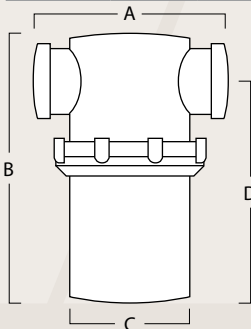
LINE STRAINERS

LARGE LINE STRAINERS

LARGE NYLON FPT LINE STRAINERS

Nylon Bowl			
Part#	Size	Gasket	Mesh
11303	1"	EPDM	20
11304	1"	EPDM	40
11305	1"	EPDM	80
10999	1"	Viton	20
11001	1"	Viton	40
11002	1"	Viton	80
17938	1¼"	EPDM	20
11308	1¼"	EPDM	40
11309	1¼"	EPDM	80
11021	1¼"	Viton	20
11023	1¼"	Viton	40
11019	1¼"	Viton	80
17939	1½"	EPDM	20
11606	1½"	EPDM	40
11528	1½"	EPDM	80
11432	1½"	Viton	20
11360	1½"	Viton	40
11518	1½"	Viton	80

Clear Bowl			
Part#	Size	Gasket	Mesh
14674	1"	EPDM	20
12165	1"	EPDM	40
12324	1"	EPDM	80
11005	1"	Viton	20
11007	1"	Viton	40
11003	1"	Viton	80
13716	1¼"	EPDM	20
12166	1¼"	EPDM	40
12430	1¼"	EPDM	80
11026	1¼"	Viton	20
11028	1¼"	Viton	40
11024	1¼"	Viton	80
11538	1½"	EPDM	20
12138	1½"	EPDM	40
12325	1½"	EPDM	80
11145	1½"	Viton	20
11054	1½"	Viton	40
11186	1½"	Viton	80



Dimensions					
Size	A	B	C	D	F.Area
1"	4.62"	6.36"	4.00"	5.60"	33 sq"
1¼"	5.00"	7.10"	4.00"	6.10"	36 sq"
1½"	5.16"	8.10"	4.00"	6.93"	39 sq"

LARGE POLYPROPYLENE FPT LINE STRAINERS

Polypropylene Bowl			
Part#	Size	Gasket	Mesh
11265	1"	EPDM	20
11266	1"	EPDM	40
11267	1"	EPDM	80
12338	1"	Viton	20
11378	1"	Viton	40
12336	1"	Viton	80
11268	1¼"	EPDM	20
11269	1¼"	EPDM	40
11270	1¼"	EPDM	80
17637	1¼"	Viton	20
11379	1¼"	Viton	40
12337	1¼"	Viton	80
11271	1½"	EPDM	20
11272	1½"	EPDM	40
11273	1½"	EPDM	80
12572	1½"	Viton	20
11380	1½"	Viton	40
11381	1½"	Viton	80

Clear Bowl			
Part#	Size	Gasket	Mesh
12943	1"	EPDM	20
12488	1"	EPDM	40
12465	1"	EPDM	80
17929	1"	Viton	20
17930	1"	Viton	40
14915	1"	Viton	80
13740	1¼"	EPDM	20
12415	1¼"	EPDM	40
12389	1¼"	EPDM	80
17741	1¼"	Viton	20
17931	1¼"	Viton	40
14916	1¼"	Viton	80
13850	1½"	EPDM	20
14460	1½"	EPDM	40
14464	1½"	EPDM	80
17932	1½"	Viton	20
13539	1½"	Viton	40
13751	1½"	Viton	80





Y-STRAINER, 316 STAINLESS STEEL

CLASS 800 Y-STRAINER

FPT	Part#	L	A	H
3/8	316-YS38	2.559	0.748	1.811
1/2	316-YS12	2.559	0.748	1.811
3/4	316-YS34	3.150	0.905	2.283
1	316-YS100	3.453	1.063	2.717
1 1/2	316-YS112	4.724	1.614	3.346

Features

- Investment Cast Body
- 800 PSI maximum pressure
- 230° F maximum working temperature



PRESSURE RELIEF VALVES

PRESSURE RELIEF VALVES

Part#	Description
RV34-300B	300 PSI Brass

Features

- 300 PSI max. operating pressure
- 3/4" MPT inlet
- 3/4" FPT discharge
- Solid brass construction



PRESSURE RELIEF VALVES

Part#	PSI	Inlet Port (MPT)
RV2064-06-58	400	1/2"
RV2066-01-58	150	3/4"
RV2066-06-58	400	3/4"

Features

- 400 PSI max. operating pressure
- 3/4" FPT discharge
- Polypropylene & Brass Construction





GAUGES

DRY PRESSURE GAUGE



CONTACT VALLEY INDUSTRIES FOR MORE INFO ON A COMPLETE LINE OF GAUGES.

ASK ABOUT OUR NEW GAUGE DISPLAY!

MODEL 24 GAUGES, SINGLE SCALE

Part #	Size	PSI	Part #	Size	PSI
1124DAB60	2"	60	2124DAB100	2½"	100
1124DAB100	2"	100	2124DAB160	2½"	160
1124DAB160	2"	160	4124DSB60	4"	60
1124DAB200	2"	200	4124DSB100	4"	100
2124DAB60	2½"	60			

- Bottom mount, 1/4" MNPT fitting
- ABS casing, brass bourdon tube, and connection
- 2, 2 ½, or 4" face

MODEL 80 GAUGES, SINGLE SCALE

Part #	Size	PSI	Part #	Size	PSI
2180DSX60	2½"	60	4180DSX60	4"	60
2180DSX160	2½"	160	4180DSX160	4"	160
2180DSX400	2½"	400	4180DSX400	4"	400

- Bottom mount, 1/4" MNPT fitting
- Enameled steel casing, stainless steel bourdon tube, and connection
- 2 ½, or 4" face

GLYCERIN PRESSURE GAUGE



CONTACT VALLEY INDUSTRIES FOR MORE INFO ON A COMPLETE LINE OF GAUGES.

MODEL 41 GAUGES, SINGLE SCALE

Part #	Size	PSI	Part #	Size	PSI
2141GXB60	2½"	60	2141GXB200	2½"	200
2141GXB100	2½"	100	2141GXB300	2½"	300
2141GXB160	2½"	160	2141GXB5000	2½"	5000

- Bottom mount, 1/4" MNPT fitting
- 304 stainless steel casing, brass bourdon tube, and connection
- 2½" face

MODEL 54 GAUGES, STAINLESS STEEL

Part #	Size	PSI	Part #	Size	PSI
2154GXX60	2½"	60	2154GXX100	2½"	100

- Bottom mount, 1/4" MNPT fitting
- Stainless steel casing, bourdon tube, and connection
- 2½" face



NEW

BACKPACK SPRAYER



Conical Spray Tip



Dual Conical Spray Tip



4-Hole Adj. Spray Tip

PART NUMBER

Part#	Description
<i>Flat Fan Spray tip</i> BPS-405	4.1 Gallon Capacity, 15-90 PSI Repair Kit BPS-400K

Features

- Two standard spray tips and two bonus spray tips. Choose between the flat fan a conical spray tip or the BONUS 4-hole adjustable spray tip or dual conical tip,
- Ergonomically designed tank.
- Wide-mouthed tank lid opening for less spillage.
- Easily convert from left hand to right hand operation.
- Lever action piston pump.
- Built-in carry handle lid for easy transport.
- Lance clips to side of tank for convenient storage.
- Built-in strainers and screen to help prevent clogging.
- Quick fitting shoulder harness.
- Quality Viton seals.
- Complete spare parts kit.

COMES WITH COMPLETE SPARE PARTS AND QUALITY VITON SEALS.





SPOT SPRAY GUNS



SPOT SPRAY GUN

Part#	Description
SG-4200-18	Spray gun with #18 orifice

Features

- 60" Maximum extended length
- Chromed aluminum spray lance
- Filter in Handle
- 3/8" Hose barb connection
- #18 orifice



GC-100



SG-42ASSY-18

Options

- GC-100 optional spray gun mounting clip
- GC-100-kit , includes 2 clips, 10-24 x 1/2" machine screws
- SG-42ASSY-18, replacement spray tip



SPOT SPRAY GUN

Part#	Description
SG-4507F	Spray gun with #18 orifice

Features

- 30" overall length
- Chromed aluminum spray lance
- 3/8" hose barb connection
- Filter in handle
- *Contact us about nozzle and connection options*



GC-100



SG-45ASSY-18

Options

- GC-100 optional spray gun mounting clip
- GC-100-kit , includes 2 clips, 10-24 x 1/2" machine screws
- SG-45ASSY-18, replacement spray tip



TELESCOPING SPRAY GUN

Part#	Description
SG-500T	Spray gun, telescoping

FEATURES

- 40" Maximum extended length
- Chromed aluminum spray lance
- Filter in Handle
- 3/8" Hose barb connection
- #18 orifice



GC-100



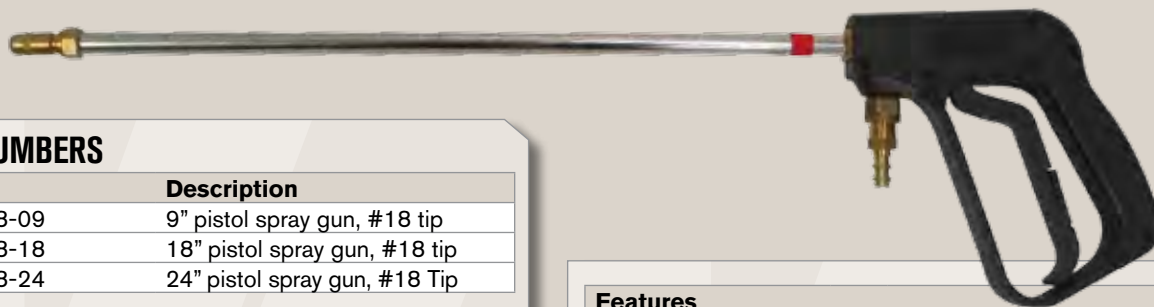
SG-45ASSY-18

Options

- GC-100 optional spray gun mounting clip
- GC-100-kit , includes 2 clips, 10-24 x 1/2" machine screws
- SG-45ASSY-18, replacement spray tip



PISTOL SPRAY GUNS



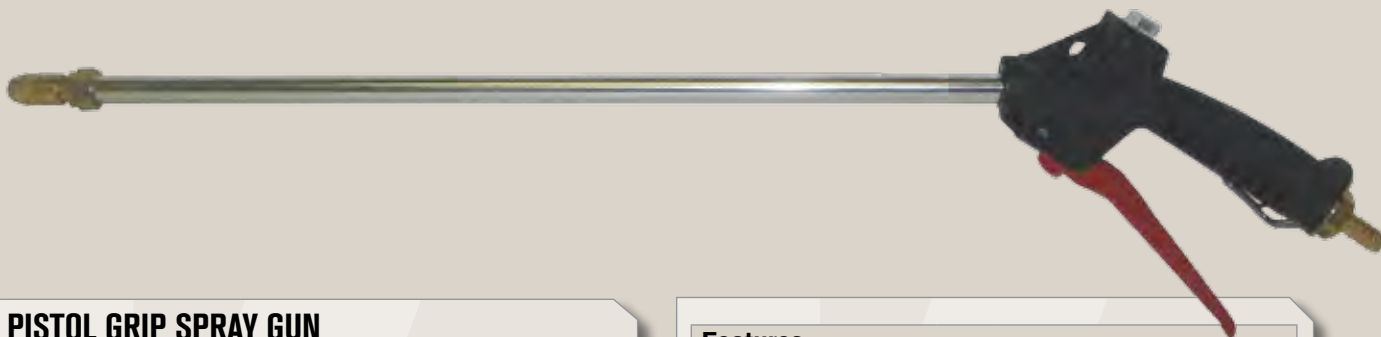
PART NUMBERS

Part#	Description
SG-5518-09	9" pistol spray gun, #18 tip
SG-5518-18	18" pistol spray gun, #18 tip
SG-5518-24	24" pistol spray gun, #18 Tip

Features

▪ Brass valve	▪ 350 PSI Max Pressure
▪ 3/8" MNPT inlet	▪ 7 GPM Max Flow
▪ Adjustable spray nozzle	

PISTOL SPRAY GUN



PISTOL GRIP SPRAY GUN

Part#	Description
SG-2218-18	18" pistol spray gun with #18 tip Repair Kit SG-2200KIT

Features

▪ Brass valve	▪ Locking spray grip
▪ 3/8" MNPT inlet	▪ Field repairable
▪ Adjustable spray nozzle	▪ 250 PSI Max Pressure
▪ Ergonomic fit	▪ 7 GPM Max Flow

PISTOL SPRAY GUN

SPRAY GUN

Part#	Description
SG-5524-00	Spray Gun, #24 Tip

Features

▪ Brass valve	▪ Ergonomic fit
▪ 3/8" MNPT inlet	▪ Locking spray grip
▪ Adjustable spray nozzle	





SPRAY GUNS

ADJUSTABLE SPRAY GUN



PART NUMBER

Part#	Description
SG-2200	Adjustable Spray Gun Repair Kit SG-2200KIT



Options

- SW-12BS Swivel, Brass 1/2" Male x Female

FEATURES


- One-hand spray pattern adjustment from cone mist to long, straight streams.
- Excellent for vineyard, nursery and greenhouse applications
- Includes 3/8" hose barb inlet
- 15 GPM Maximum / 5 GPM Minimum
- 700 PSI Maximum / 100 PSI Minimum
- 16" overall length
- 1.5 lbs.
- *Call for spray tip sizing and availability*

LONG RANGE SPRAY GUN



PART NUMBER

Part#	Description
SG-3200	Long Range Spray Gun, 400 PSI Max Pressure, 3 GPM Max Flow



Options

- SW-12BS Swivel, Brass 1/2" Male x Female

FEATURES

- Continuous spray pattern adjustment from cone mist to long, straight streams.
- Ergonomic handle with hand guard and trigger lock
- Includes 1/2" hose barb inlet
- 25 GPM Maximum / 5 GPM Minimum
- 850 PSI / 100 PSI Minimum
- 26 1/2" overall length
- 3.5 lbs.
- *Call for spray tip sizing and availability*



HEAVY DUTY TIRE ASSEMBLY

NEW



SPECIFICATIONS

Part #	TWA-18X7-8/4HOLE
Description	18" Tire and Wheel Assembly

FEATURES

- 4-ply Tires
- 4 Hole Bolt Pattern with 4" Spacing
- 9" Rim
- 6.5" Tread Width
- Max Load 785 lbs. at 26 PSI



NEW



OPTIONS

Part #	Description
33-103150	4" Hub PCD x 4 Stud with dust cap and Bearing
33-103243	Spindle, 1 1/4" x 8.25 Hub

TIRE ASSEMBLIES

15" TIRE ASSEMBLY



SPECIFICATIONS

Part #	TWA15x600-6
Description	15" Tire & Wheel Assembly

FEATURES

- 2-ply Tires With 'Turf Tread'
- 3/4" ID Steel Ball Bearing
- 6" Rim
- 4-1/2" Tread Width
- 3-1/8" Hub Width

10 & 13" TIRE ASSEMBLIES

NEW



SPECIFICATIONS

Part #	TWA410/350-4	TWA13X5-6
Description	10" Tire & Wheel	13" Tire & Wheel
Size	410/350-4	13.0 X 5.00 -6.00
Tread	2-ply 'Turf Tread'	2-ply 'Turf Tread'
ID	5/8" ID	3/4" ID
Ball Bearing	Steel	Steel
Rim Size	4" Diameter	6 3/8" Diameter
Tread Width	2-5/8"	4"
Hub Width	2-1/4"	2-1/4"



COMET DIAPHRAGM PUMPS

NEW



SERIES

DESCRIPTION

BP Series	Low pressure pumps with plastic (BP75) or plastic coated aluminum heads, glass filled nylon manifolds and stainless steel wet parts for excellent corrosion resistance. Great for low pressure agricultural spraying, as well as high volume hydrostatic testing.
MC Series	Low to medium pressure diaphragm pumps with plastic (MC8/18) or anodized aluminum (MC25) bodies. Great for agricultural spraying, as well as gardening, pest control, lawn care, mold removal and insulation.
MP Series	Medium pressure internal manifold pumps with anodized aluminum heads for less leak points. Great for lawn care, pest control, agriculture, insulation and heavy duty industrial applications.
P Series	Plastic (P36) or plastic coated aluminum (P48) heads with plastic manifolds for premium corrosion resistance. Great for mild acids and mold removal agents, as well as agriculture, lawn care and pest control.
APS Series	High pressure internal manifold pumps with anodized aluminum heads for less leak points. Great for lawn care, pest control, hydrostatic testing and agricultural spraying.
IDS Series	High pressure pumps with brass heads and bronze external manifolds for excellent corrosion resistance in high pressure applications such as orchard, vegetable and vineyard spraying, de-icing and circuit board washing.

▪ Call for pricing and availability

SMART START™

NEW

FEATURES

- Oil Monitoring drain plug, which shuts off a gas engine or trips an alarm upon diaphragm failure.
- Designed for use with Honda GX engines.
- Available for select models



VISIT WWW.COMETPUMPUSA.COM FOR MORE INFORMATION



GAS ENGINE PUMPING UNITS

NEW

FEATURES

- Complete pumping units with the diaphragm pump and pressure regulator of your choice mounted to gas engine.
- Several models are compatible with out Smart Start™ Sensor
- *Call for availability*



NEW

ELECTRIC PUMPING UNITS

FEATURES

- Featuring heavy duty 12 and 115 volt electric motors for heavy duty industrial applications where extra durability is needed
- Shaft cover or protector is recommended with all male shaft applications
- *Call for availability*



NEW

CONTROL UNITS AND COMPONENTS

FEATURES

- Control units specifically designed for direct or remote mount to Comet diaphragm pumps.
- Assortment of compatible pulleys, shaft kits, adapters, and shaft covers available.
- *Call for availability*



VISIT WWW.COMETPUMPUSA.COM FOR MORE INFORMATION



HOSE REELS

75 FOOT HOSE REEL



PART NUMBERS

Size	Part#
75 ft. capacity hose reel	HR-75

FEATURES

▪ 75 ft. capacity $\frac{3}{8}$ " ID spray hose
▪ Powder coated steel frame
▪ Swivel included
▪ 3000 PSI Max.
▪ 160° F Max temperature

100 FOOT HOSE REEL




PART NUMBERS

Size	Part#
100 ft. capacity hose reel	HR-100

FEATURES

▪ 100 ft. capacity $\frac{3}{8}$ " ID spray hose
▪ Powder coated steel frame
▪ Swivel included
▪ 3000 PSI Max.
▪ 160° F Max temperature

200 & 400 FOOT HOSE REELS



PART NUMBERS

Size	Part#
200 ft. capacity hose reel	HRG-200FT
400 ft. capacity hose reel, with garden hose fittings	HRG-400FT-FIT

FEATURES

▪ 200/400 ft. capacity $\frac{1}{2}$ " ID spray hose
▪ Powder coated steel frame
▪ 8 GPM swivel included
▪ 3000 PSI Max.
▪ Easy assembly



Enhance Your Point Of Sale With Valley's Display & Packaging Solutions!



COMPLETE DISPLAY FOR AGRICULTURAL COMPONENTS

COMPLETE JACK DISPLAY



PRESSURE WASHER ACCESSORY DISPLAYS





AGRICULTURAL PARTS

1-800-864-1649 TOLL FREE



AGRICULTURAL PARTS



TABLE OF CONTENTS - AGRICULTURAL PARTS

a. TRACTOR PINS, LINKS, & LINK COMPONENTS p46-57

Top link pins, hitch pins, clevis pins, clevis, implement pins, hair pins, lynch pins, lock pins, top links, bottom links, bushings, link balls, and draw bars.



b. PTO COMPONENTS p58-61

PTO adapters, over-running coupler, PTO extender, and PTO reducers.



c. JACKS p62-67

Top wind jacks, side wind jacks, zinc plated jacks, flange jacks, wheel jacks, & heavy duty jacks.



d. WHEEL SPINNERS p67



e. STROKE CONTROLS p68

Universal stroke controls.



f. RATCHET JACKS & SECURING PINS p69


Ratchet jacks & securing pins.





HITCH PINS

FORGED HITCH PINS



PART NUMBERS

Part#	A (Length)	B (Pin Dia.)	Part#	A (Length)	B (Pin Dia.)
700FHP	6¼"	¾"	705FHP	3½"	½"
701FHP	6½"	7⁄8"	706FHP	6¾"	1"
702FHP	3⅝"	5⁄8"	707FHP	7"	1⅛"
703FHP	4"	¾"	708FHP	7"	1¼"

RUBBER HANDLED HITCH PINS



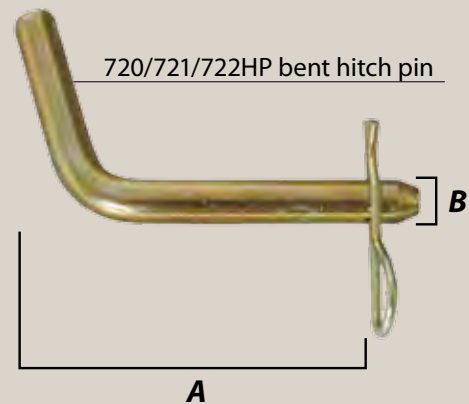
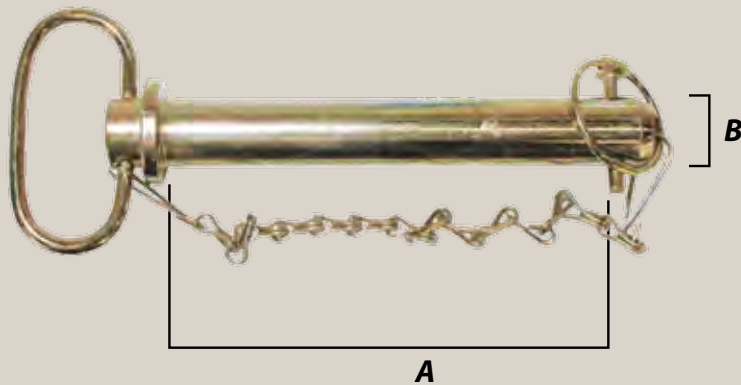
PART NUMBERS

Part# Red	Part# Blue	Case#	Farmex#	Speco#	HH#	A	B
705HPR	705HPBLU	B504050	1500	P700511	00113	3⅝"	½"
702HPR	702HPBLU	B504051	1501	P700521	00223	4"	5⁄8"
703HPR	703HPBLU	B504053	1503	P700531	00233	4"	¾"
700HPR	700HPBLU	B504054	1504	P700532	00133	6½"	¾"
701HPR	701HPBLU	B504055	1506	P700542	00143	6½"	7⁄8"
706HPR	706HPBLU	B504056	1508	P700552	00153	7½"	1"
707HPR	707HPBLU	8504057	1510	P700562	00163	8½"	1⅛"
708HPR	708HPBLU	N/A	1512	P700572	00173	8½"	1¼"
710HPR		N/A	N/A	P700522	N/A	5½"	5⁄8"
715HPR		N/A	N/A	P700582	N/A	8½"	1½"

All include rubber coated handle. All rubber handled hitch pins are Grade 8 hardness.



HITCH PINS



PART NUMBER

Part#	Case#	JD#	Farmex#	HH#	Speeco#	Tisco#	A	B
700HP	B500176	TY4012	14891	29836	P71032CL	PS7506	6¼"	¾"
701HP	B500177	TY4013	17881	29843	P71042CL	PS8756	6¼"	7⁄8"
702HP	N/A	TY4009	15201	29821	P71021CL	PS6254	4¼"	5⁄8"
703HP	B500175	TY4010	15211	29832	P71031CL	PS7504	4¼"	¾"
704HP	B500174	TY15737	14881	29826	P71022CL	PS6256	6¼"	5⁄8"
705HP	B500172	TY15736	22131	29810	P71011CL	PS5004	3½"	½"
706HP	B500178	N/A	17891	29854	P71052CL	PS1006	6¼"	1"
707HP	B500179	N/A	17901	29865	P71062CL	PS1126	6¼"	1⅛"
708HP	B500180	N/A	18001	29876	P71072CL	PS1256	6¼"	1¼"
709HP	N/A	N/A	N/A	N/A	N/A	N/A	4¼"	7⁄8"
713HP*	N/A	N/A	01789	25653	P71052C	P51006	6¼"	1"
715HP	N/A	N/A	N/A	29808	P71010C	N/A	4¼"	3⁄8"
720HP	N/A	N/A	01410	10312	P71111	N/A	3"	½"
721HP	N/A	N/A	N/A	N/A	N/A	N/A	3½"	¾"
722HP	N/A	N/A	33108	N/A	P7922	N/A	3"	5⁄8"

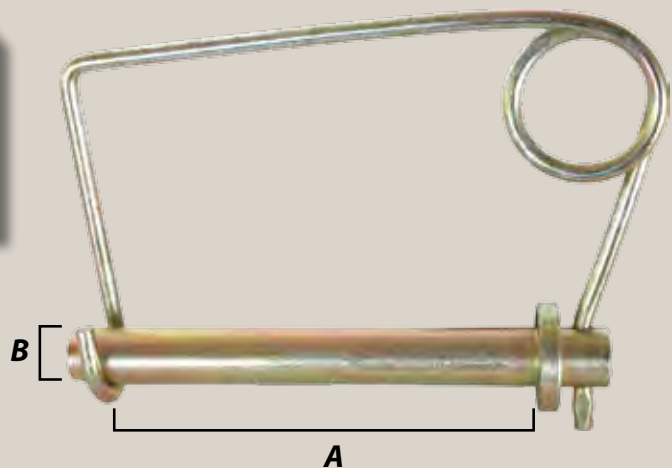
*713HP does not include pin

Usable Length
Pin Diameter

SNAP LOCK-SPRING HITCH PINS

PART NUMBER


Part#	A	B
710HP	4 ½"	½"
711HP	4 ½"	5⁄8"
712HP	4¼"	¾"





CLEVIS PINS & TOP LINKS


CLEVIS PINS



PART NUMBERS

Part#	OEM#	HH#	Usable Length		Pin Diameter
			A	B	
6043	17102	63797	5½"	¾"	
6044	17103	63836	5½"	7/8"	
6045	17104	63861	5¾"	1"	
6046	17105	63882	5¾"	1⅛"	

TOP LINKS



PART NUMBER

Part#	Case#	Farmex#	HH#	Speeco#	Tisco#	Model	Usable Length		
							A	B	C
104P	B500183	03173	21250	P776	P70706	Cat 0	2¾"	5/8"	¾"
105P	B500184	00073	21252	P771	P1010	Cat 1	2¾"	¾"	7/8"
106P	B500187	00076	21260	P7719	P12325	Cat 2	3⅜"	1"	1⅛"
107P	B500186	00074	21256	P773	P1500	Cat 3	3⅞"	¾"	7/8"
108P	B500188	03011	21262	P774	P2450	Cat 2	4⅝"	1"	1⅞"
109P	B500189	03026	21270	P7711	P7711	Cat 3	4⅞"	1¼"	1⅝"
110P	N/A	00074	21257	P7715	N/A	Cat 1	4¾"	¾"	



DOUBLE CHAIN CLEVIS

PART NUMBERS

Part #	Description
64.000.003	For 3/8" Chain
64.000.004	For 1/4" to 5/16" Chain
64.000.005	For 7/16" to 1/2" Chain



UTILITY CLEVIS

PART NUMBERS

Part #	Body Size	Pin Dia	Usable Length
64.400.038	3/8"	7/16"	1 1/4"
64.400.716	7/16"	1/2"	1 1/2"



DRAW BAR HOOK

PART NUMBERS

Part #	Working Load Limit
64.038.002	9,500 lbs





STRAIGHT & TWISTED CLEVIS

STRAIGHT CLEVIS



PART NUMBERS

Part #	Body Size	Pin Dia	Usable Length
64.300.058	5/8"	1/2"	2 1/4"
64.300.075	3/4"	5/8"	3"
64.300.078	7/8"	3/4"	3 1/4"
64.301.516	15/16"	7/8"	3 3/4"
64.300.001	1"	1"	4 1/4"

TWISTED CLEVIS




PART NUMBERS

Part #	Body Size	Pin Dia	Usable Length
64.200.058	5/8"	1/2"	2 1/4"
64.200.075	3/4"	5/8"	3"
64.200.078	7/8"	3/4"	3 1/4"
64.201.516	15/16"	7/8"	3 3/4"
64.200.001	1"	1"	4 1/4"




IMPLEMENT PINS



PART NUMBERS

Part#	Case#	Farmex#	HH#	Speeco#	Tisco#	Size	Pin Diameter	Overall Length	UNF Thread Size	Usable Length
							A	B	C	D
149IP	B500195	03137	21210	P7220	N/A	Cat 0 Adjustable	5/8"	37/8"	5/8"	1 3/16"
150IP	B504050	3133	21212	P7221	N/A	Cat 1-0 Adjustable	7/8"	4 5/8"	5/8"	1 9/16"
151IP	B500196	00211	21222	P722	P2009	Cat 1 Adjustable	7/8"	5 5/16"	7/8"	1 7/8"
154IP	B500199	3001	21230	P724	P2009XL	Cat 2 Adjustable	1 1/8"	5 3/16"	7/8"	1 9/16"
159IP	N/A	3000	21233	P7219	N/A	Cat 1 Extra Long Adjustable	7/8"	6 1/4"	7/8"	2"
161IP	N/A	3002	N/A	P721	N/A	Cat 1 Adjustable	7/8"	6 3/8"	1 1/8"	1 3/4"
160IP	N/A	3002	21241	P7249	P2059	Cat 2 Adjustable	1 1/8"	5 3/8"	1 1/8"	2 1/8"

IMPLEMENT PINS




PART NUMBERS

Part#	Speeco#	Size	HH#	A	B	C	D
				Pin Diameter	Overall Length	UNF Thread Diameter	Pin Diameter
162IP	P726	Cat 1 & 2	21235	7/8"	7 1/2"	1"	1 1/8"



IMPLEMENT PINS & HAIR PINS

IMPLEMENT PINS

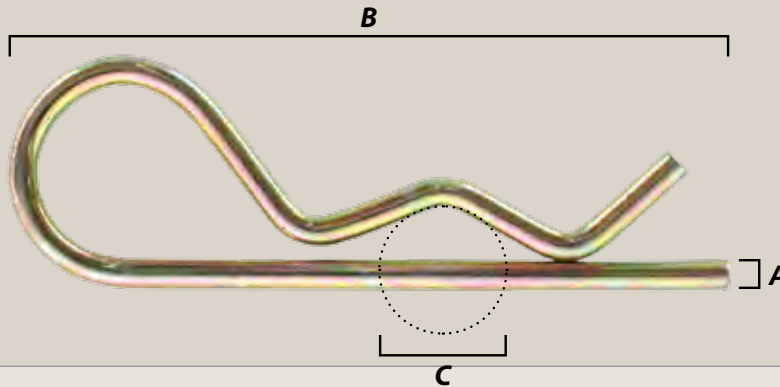


PART NUMBERS

Part#	Case#	Farmex#	HH#	Speeco#	Tisco#	Size	A	B	C	D
152IP	B500197	00200	21226	P728	P2000	Cat 1 Forged	7/8"	5 1/2"	7/8"	1 3/4"
153IP	B500199	3004	21224	P7245	P2000XL	Cat 1 Extra Long Forged	7/8"	6 1/2"	7/8"	2 1/4"
155IP	N/A	00202	21232	P7240	N/A	Cat 2 Forged	1 1/8"	5 1/4"	7/8"	1 5/8"
156IP	B500201	3178	21240	P7246	P6502	Cat 2 Extra Long Forged	1 1/8"	6 5/16"	7/8"	2 1/4"
157IP	B500202	3006	21242	P7212	N/A	Cat 2 Forged	1 1/8"	6 1/4"	1 1/8"	1 3/4"

Pin Diameter
Overall Length
UNF Thread Size
Usable Length

HAIR PINS




PART NUMBERS

Part#	Case#	Farmex#	HH#	A	B	C
P-7922	N/A	33108	68821	2 (1/16")	42 (1 3/4")	6-11 (5/16" - 7/16")
P-7923	00009	33109	68838	2.5 (3/32")	43 (1 3/4")	8-12 (7/16" - 9/16")
P-7924	B504905	33110	68860	3 (1/8")	64 (2 1/2")	10-18 (9/16" - 3/4")
P-7925	B504906	33112	68870	4 (5/32")	76 (3")	12-22 (3/4" - 7/8")
P-7927	B504907	33113	68880	5 (3/16")	105 (4")	10-18 (7/8" - 1")
P-7928	N/A	33114	68884	6 (7/32")	123 (4 3/4")	16-27 (7/8" - 1 1/8")

Wire Diameter
Overall Length
Diameter



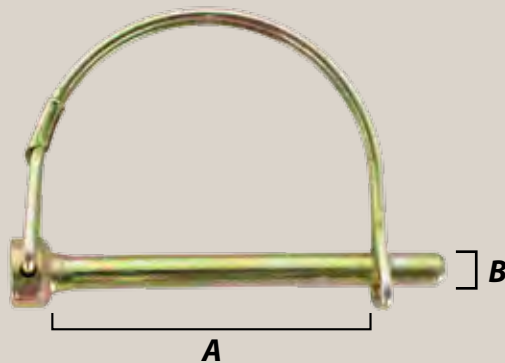
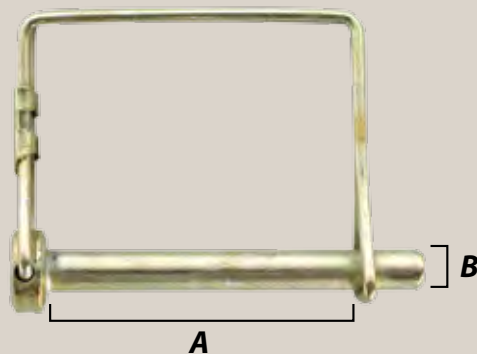
LYNCH PINS



PART NUMBERS

Part#	Case#	Farmex#	Specoco#	HH#	Type	A
1	<i>Replaces 03548</i>					
804LP	32204		N/A	21910	Standard Pin	3/16"
800LP	B500169	32207	P794	21920	Standard Pin	1/4"
802LP	B504901	32205	P7915	21930	Standard Pin	5/16"
801LP	B500170	2703	P791	21940	Standard Pin	7/16"
<i>Available in packages of 100</i>						
803LP	B500171	33027	P7913	21960	Black Ring H.D.	7/16"
805LP	N/A	N/A	P7916		Standard Pin	3/8"
2						
806LP	N/A	N/A	P792	21945	Standard Pin with Chain	7/16"

LOCK PINS FOR PTO ADAPTERS



PART NUMBERS

Part#	Farmex#	Specoco#	HH#	A	B
904PA	32276	P7939	21980	2 1/4"	5/16"
905PA	32275	P7964	21984	2 1/4"	3/8"


PART NUMBERS

Part#	Farmex#	Specoco#	HH#	A	B
908PA	32263	P7938	21970	1 3/4"	1/4"
903PA	00264/32263	P7951	21973	2 1/4"	1/4"
906PA	32265	P7941	21986	2 1/4"	3/8"
900PA	00266	P7940	21982	2 1/4"	5/16"



TOP LINKS

TOP LINKS



PART NUMBERS


Part#	Case#	Farmex#	Speco#	HH#	Size	Tube Length	Adjustable Length	Adjustable Length	
						A	B min	C max	
204TL	B500219	03470	TL199	22506	Cat 0	7½"	10½"	16"	
205TL	B500219	00480	TL199	22508	Cat 1 Short Tube	13"	17½"	24"	
206TL	B500220	00332	TL165	22510	Cat 1	16"	20½"	31"	
206TL-1*	B500220	00331	TL165		Cat 1	16"	20½"	31"	
207TL	N/A	00335	TL166	22512	Cat 1	20"	24½"	35"	
208TL	N/A	00338	TL1670	22515	Cat 1, 2	16"	21¾"	31"	
209TL	B500222	00340	TL174	22520	Cat 2	16"	21"	31½"	
209TLHD	N/A	03473	N/A	22525	Cat 2 Heavy Duty	15"	20½"	31½"	
210TL	N/A	00337	TL176	22522	Cat 2	20"	25"	36½"	
250TLA	B500223	03477	TL187P	22530	Cat 3	19"	25⅝"	35⅝"	
255FA	Replaces Ford Replicas					Cat 1	16¾"	24"	31¼"
256FA	Replaces Ford Replicas					Cat 2	16¾"	24"	31¼"
257FA	Replaces Ford Replicas					Cat 1, 2	16¾"	24"	31¼"

* Comes with hex adjuster




HITCH BUSHING

PART NUMBER 473RB
 Replaces 03015
 Cat 2, 3 reducer. Mounts on Hitch Pin



REDUCING BUSHING



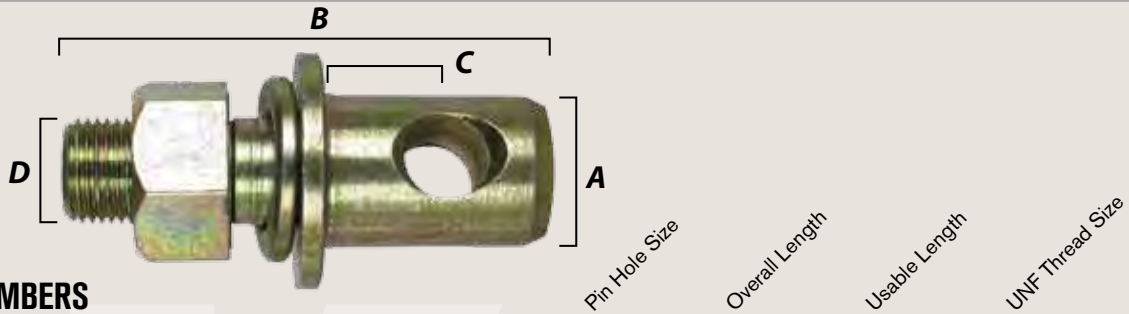
PART NUMBERS

Part#	Link	Farmex#	HH#	Speeco#	Tisco#	Size	A	B	C
474RB	Top	N/A	2118	B-829	N/A	Cat 1-0	3/4"	5/8"	1 5/8"
478RB	Top	32250	21190	B-831	P2007	Cat 2-1	1"	3/4"	1 15/16"
476RB	Top	33008	21192	B-833	N/A	Cat 3-2	1 1/4"	1"	1 3/4"
475RB	Bottom	N/A	21189	B-828	N/A	Cat 1-0	7/8"	5/8"	1 3/8"
477RB	Bottom	32252	21194	B-821	P2007	Cat 2-1	1 1/8"	7/8"	1 3/4"
479RB	Bottom	33009	21195	B-832	N/A	Cat 3-2	1 7/16"	1 1/8"	1 3/4"



STUB PINS, LINK ARMS, & DRAW BARS


STABILIZER STUB PIN



PART NUMBERS

Part#	Farmex#	Speeco#	Ford#	HH#	A	B	C	D
780P	N/A	P711	N/A	21284	7/8"	3 1/4"	1/2"	7/8"
781P	32260	P781	230044	21281	7/8"	2 5/8"	3/8"	5/8"
785P	03107	P785	141185	21283	7/8"	3 1/8"	1 1/4"	5/8"

LOWER LINK ARM & STABILIZER ARM




PART NUMBERS

Part#	Case#	Farmex#	HH#	Tisco#	Size	A	B	C
486E	B504953	00500	24198	JSA1002	Cat 1	7/8"	7/8"	32"

Additional Information

Fits: MF 35, 135, 702, 203, 203X, 205, 205X, 8N, 9N, NAA




SPECIFICATIONS

Part#	Farmex#	HH#	Speeco#	A (Hole Diameter)	B (Length from center)	C
301S	00176	24176	SA621	7/8"	31 1/16"	
302S	00177	24177	SA622	7/8"	33 1/8"	
303S	N/A	24192	DS512	7/8"	Lower Stay Arm	5/8" x 6 5/8"
304S	N/A	24191	DS511	7/8"	Upper Stay Arm	5/8" x 6 5/8"
SB-631	Universal stabilizer bracket LH & RH. 5/8" x 1" slotted holes, and 4 5/8" mounting holes (not shown)					




ADJUSTABLE STABILIZER



SPECIFICATIONS

Part#	Case#	HH#	Speeco#	Tisco#	A min (Adjustable)	B max (Adjustable)	C Tube Length
300S	B504062	24159	SA-6260	JSA1003	27 1/2"	35"	21 7/8"
Replacement Parts			72-04-A (LH)	72-04-B (RH)			


SWING DRAWBAR



SPECIFICATIONS

Part#	HH#	Models	A	B	C	D	E
SD-921	22745	Fits all tractor models under SD-911	30"	1"	2"	5/8"	3/4"

DRAW BARS




PART NUMBERS

Part#	Case#	Farmex#	Speeco#	HH#	Size	A Usable Length	B Hole Dia	C Num. of holes
1005DB	N/A	10419	DB-418	22718	Cat 0	20"	5/8"	7
1000DB	B500235	10419	DB-419	22719	Cat 1	20"	3/4"	7
1002DB	B500236	10411	DB-411	22711	Cat 1	26"	3/4"	11
1001DB	B500238	10432	DB-422	22732	Cat 2	32"	3/4"	13
1003DB	B500237	10421	DB-421	22721	Cat 2 Heavy Duty	26"	3/4"	11



PTO ADAPTERS


CLAMP ON PTO ADAPTERS



PART NUMBERS

Part#	Case#	Farmex#	HH#	Hub City#	Type	Increases Shaft Length		Overall Length		Spline Male		Clamp Spline Female	
						A	B	M	F	M	F		
580PA	B500215	03036	23336	03-32-00021	Clamp On	5½"	7½"	1¾" x 21	1¾" x 20				
581PA	N/A	03035	23335	N/A	Clamp On	5½"	7½"	1¾" x 6	1¾" x 20				

OVER RUNNING COUPLER




PART NUMBERS

Part#	Case#	Farmex#	HH#	Hub City#	Speco#	Increases Shaft Length		Spline Male		Spline Female	
						A	M	M	F	M	F
585PA	N/A	00670	23670	03-31-00670	SP16631	¾"	1¾" x 6	1¾" x 6	1¾" x 6		
586PA	B500216	00660	23660	03-31-00660	SP16630	¾"	1¾" x 6	1¾" x 6	1¾" x 6		



PTO ADAPTERS




PART NUMBERS

Part#	Case#	Farmex#	HH#	Hub City#	Speeco#	Rep. Pin	A	B	M	F
500PA	B500212	03034	23556	03-32-00010	SP16612	500P	4 1/8"	6 1/2"	1 3/8" x 6	1 3/8" x 6
501PA	B500210	03030	23531	03-32-01375	SP16610	500P	4 1/8"	6 1/2"	1 3/8" x 6	1 3/8" x 21
502PA	B500213	03038	23539	03-32-00013	SP16611	500P	4 1/8"	6 1/2"	1 3/8" x 21	1 3/8" x 6
503PA	B500211	03028	23529	N/A	SP16613	500P	4 1/8"	6 1/2"	1 3/8" x 21	1 3/8" x 21
504PA	N/A	N/A	N/A	N/A	N/A	500P	4 1/8"	5 7/8"	1 3/8" x 6	1 3/8" x 6

Replacement Pin
Increases Shaft Length
Overall Length
Splines Male
QD Splines Female

PTO ADAPTERS



PART NUMBERS


Part#	Case#	Farmex#	HH#	Hub City#	Speeco#	Roll Pin	A	B	M	F
550PA	B500207	00251	23251	03-32-00400	SP1664	1 1/32"	2 1/2"	5 3/8"	1 1/8" x 6	1 3/8" x 6
551PA	B500206	00252	23252	03-32-03531	SP1665	1 1/32"	2 1/2"	4 3/4"	1 3/8" x 6	1 1/8" x 6
552PA	N/A	00253	23253	03-32-00018	SP1666	1 1/32"	2 1/8"	3 3/16"	1 3/8" x 6	1 1/8" x 6
553PA	B500208	00255	23255	03-32-00378	SP1668	1 1/32"	4"	5 3/4"	1 3/8" x 6	1 3/8" x 6

Increases Shaft Length
Overall Length
Splines Male
Splines Female



PTO ADAPTERS


PTO ADAPTERS



PART NUMBERS

Part#	A	(F)emale	Key	Replacement Pin
602PA	4 ¹¹ / ₃₂ "	1 ³ / ₈ " 6 Spline x 5 ⁸ / ₁₆ "	3 ¹ / ₁₆ "	610PA
603PA	4 ¹¹ / ₃₂ "	1 ³ / ₈ " 6 Spline x 3 ⁴ / ₁₆ "	3 ¹ / ₁₆ "	610PA
604PA	4 ¹¹ / ₃₂ "	1 ³ / ₈ " 6 Spline x 7 ⁸ / ₁₆ "	3 ¹ / ₁₆ "	610PA
605PA	4 ¹¹ / ₃₂ "	1 ³ / ₈ " 6 Spline x 15 ¹ / ₁₆ "	1 ¹ / ₄ "	610PA
606PA	4 ¹¹ / ₃₂ "	1 ³ / ₈ " 6 Spline x 1"	1 ¹ / ₄ "	610PA
607PA	4 ¹¹ / ₃₂ "	1 ³ / ₈ " 6 Spline x 1 ¹ / ₈ "	1 ¹ / ₄ "	610PA

PTO ADAPTER, POST POUNDER




PART NUMBERS

Part#	Total Length	Spline Female	Spline Male	Key
	A	B	C	D
PD-225	5 ¹ / ₈ "	1 ³ / ₈ " x 6	7 ⁸ / ₁₆ "	1 ¹ / ₄ "




PTO EXTENDER



PART NUMBER

Part#	HH#	A	B	M	F
508PA	23676	8"	11 1/4"	1 3/8" x 6	1 3/8" x 6

REDUCING ADAPTERS





PART NUMBER 600PA

Part#	Farmex #	HH#	Hub City#	A	B	M	F
600PA	00249	23249	03-32-00352	1"	2 1/4"	1 3/8" x 6	1 1/8" x 6

PART NUMBER 601PA

Part#	Farmex #	HH#	Hub City#	A	B	M	F
601PA	00250	23250	03-32-00363	3/4"	1 7/8"	1 3/8" x 6	1 1/8" x 6



QD YOKE PIN KIT


PART NUMBER

Part#	Dimensions (mm)			
	L	W	A	B
401000001	75.5	14	9.5	30



TOP & SIDE WIND JACKS

TOP & SIDE WIND JACKS




SPECIFICATIONS

Part#	Description	Max Weight	Lift	A (Height)
VI-120	Jack, A-Frame 3 Hole Flange, Top Wind	2000 Lbs	13 ½"	7"
VI-140	NEW Jack A-Frame, 3 Hole Flange	5000 Lbs	13 ½"	7"
VI-020	Jack, Top Wind 10" Weld Collar	2000 Lbs	10"	11 ¼"
VI-050	Jack, Side Wind 10" Weld Collar	5000 Lbs	10"	11"
VI-520	Jack, Top Wind 15" Weld Collar	2000 Lbs	15"	15 ½"
VI-550	Jack, Side Wind 15" Weld Collar	5000 Lbs	15"	15 ½"



ZINC PLATED WELD COLLAR JACK



SPECIFICATIONS

Part#	Description	Max Weight	Lift	A (Height)
VI-555	Jack, Top Wind, Weld Collar Zinc Plated	5000 Lb	15"	15 1/2"
64.003.000	Mounting Tube, Outer			
64.003.000-CS	Mounting Tube, Outer (Clamshell Packaging)			
64.002.000	Mounting Tube, Inner			
64.002.000-CS	Mounting Tube, Inner (Clamshell Packaging)			
VI-64003058-CS	Mounting Tube, Outer (5/8" Hole)			



FLANGE & WHEEL JACKS


FLANGE & WHEEL JACKS



SPECIFICATIONS

Part#	Description	Max Weight	Lift
FJ-020	Jack, Top Wind, Flange Style	2000 Lbs	10"
FJ-530	Jack, Top Wind, Flange Style	2000 Lbs	15"
FJ-02-20B	Flange Kit, Flange, Pin, Spring & Clips	N/A	
FJ-02-20B-CS	Flange Kit, Flange, Pin, Spring & Clips (Clamshell Packaging)	N/A	
TJ-06-07-CS	Replacement Retaining Ring for Flange Jack	N/A	
XA.003.999	Replacement Top Wind Handle	N/A	
XA.003.999-CS	Replacement Top Wind Handle (Clamshell Packaging)	N/A	
TJ-06-01K	Jack with Wheel, Side Wind	1000 Lbs	10"
VI-06-02K	Jack with 6" Dual Wheel, Side Wind	1500 Lbs	10"
VI-06-06K	Jack with 8" HD Wheel, Side Wind	1500 Lbs	10"


XA.003.999



TJ-06-07-CS



FJ-02-20B





HEAVY DUTY JACKS



SPECIFICATIONS

Part#	Description	Max Weight	Lift
VI-720	Jack, HD Square Tubing, with Telescoping Leg, Top Wind	7000 Lbs	26" Lift
VI-700	Jack, HD Square Tubing, with Telescoping Leg, Side Wind	7000 Lbs	26" Lift
VI-701	Weld-on bracket for VI-700 and VI-720		
VI-701-CS	Weld-on bracket for VI-700 and VI-720 (Clamsheel Packaging)		
VI-1200	Jack, Side Wind with telescoping leg	12,000 Lbs	26" Lift




JACK ACCESSORIES

Replacement Top Wind Handle

PART # XA.003.999

- Replacement handle fits any VI universal top wind jack.
- Available in Clamshell : Part# XA.003.999-CS**



Replacement 6" Wheel

PART # TJ-06-04

- 1000 lb capacity 6" wheel fits TJ-06-01K wheel jack.
- Available in Clamshell : Part# TJ-06-04-CS**



A-Frame Jack Accessories

A-Frame Base - PART # TJ-06-03

- Base for VI-120 jack, comes with pin.
- Available in Clamshell : Part# TJ-06-03-CS**



A-Frame Wheel Assembly - PART # TJ-06-02

- 6" wheel, 1000 lb capacity, comes with pin.
- Available in Clamshell : Part# TJ-06-02-CS**



A-Frame Steel Wheel Assembly - PART # TJ-06-05

- 6" steel wheel, 1000 lb capacity, comes with pin.
- Available in Clamshell : Part# TJ-06-05-CS**





NEW

COLLAR MOUNT PINS

SPECIFICATIONS

Part#	Description
VI-025-CS	9/16" Collar Mount Jack Pin
VI-027-CS	5/8" Collar Mount Jack Pin

Collar Mount Pins are Clamshelled



STEERING WHEEL SPINNERS

SPECIFICATIONS

Part#	HH#	Description
67.094.060	26951	Ball bearing style spinner, comes with mounting bracket.
67.095.060	N/A	Wooden Steering Wheel Spinner

Wheel Spinners are prepackaged in blister pack display.





UNIVERSAL STROKE CONTROL SEGMENTS

UNIVERSAL STROKE CONTROL SEGMENTS



PART NUMBER 46.999.002

Part #	Segment Sizes	Works With Cylinder Shaft Sizes
46.999.002	7/8", 1", 1-1/4", 1-1/2"	1-1/8", 1-1/4"



PART NUMBER 46.999.003

Part #	Segment Sizes	Works With Cylinder Shaft Sizes
46.999.003	7/8", 1", 1-1/4", 1-1/2"	1-3/8", 1-1/2"




PART NUMBER 46.999.004

Part #	Segment Sizes	Works With Cylinder Shaft Sizes
46.999.004	1", 1-1/4", 1-1/2", 4-4/4"	1-3/4", 1-7/8", 2"



LIFT ASSY & HEAVY DUTY RATCHET JACK

LIFT ARM LEVELING ASSEMBLY



SPECIFICATIONS

Part#	HH#	A	B	C
351JA	24182	3/4"	10 1/2"	19"

Additional Information

Replaces 00152



SPECIFICATIONS

Part#	HH#	OEM #s	Pin Size	Min. Length	Max. Length
350JA	22590	Case# B504067, Farmex # 1542, Speeco # TL175	1"	20"	28"

SECURING PIN




PART # P-7910

Farmex#	00017
Tisco#	P7910
HH#	30888

Additional Information

Fits P-7712, P-7713 and 1" hydraulic



SPECIFICATIONS

Part#	Case#	Farmex#	HH#	Fits	A	B	C
P-7712	B504952	1544	10200	BE350JA	1"	2"	2 3/4"
P-7713	N/A	N/A	10210	Most 3/8 hyd.	1"	3 1/8"	3 5/16"
P-7715	N/A	N/A	N/A		1 1/4"	3 1/8"	3 5/16"



PRESSURE WASHER ACCESSORIES

1-800-864-1649 TOLL FREE



**PRESSURE WASHER
ACCESSORIES**



TABLE OF CONTENTS - PRESSURE WASHER ACCESSORIES

a. SPECIALTY CLEANING p72-74

Waterbrooms, flat surface cleaners, telescoping wands, and wet sand-blast kits.




b. PRESSURE WASHER PUMPS p75



c. SPRAY GUNS & LANCES p76-79

High pressure spray guns, spray gun kits, and molded wands and lances.



d. Q/C & MEG NOZZLES p80-81

0°, 15°, 25°, 40°, & chemical quick connect and MEG nozzles.



e. ROTARY NOZZLES p82-83

Variable & rotary nozzles.



f. HIGH PRESSURE HOSES p84



g. HIGH PRESSURE FITTINGS p85-89

Screw-type fittings, garden fittings, q/c fittings, water inlet filters, & chemical injectors.



H. CHEMICAL p90-91

Pump saver, pump oil, & pressure washer soap detergents.



*Product Packaging Legend. Bar-coded & boxed. Clamshell packaging. Flag tagged product. Bulk packaged product.



SPECIALTY CLEANING PRODUCTS

WATERBROOMS

12" WATER BROOM

Used for cleaning vast surfaces quickly. Comes in a bubble pack ready for display.



Part#	PK-85400060
Max Pressure	4,000 PSI
Max Flow	3 GPM
Width	12"
Connection	1/4" Quick-Disconnect plug
Nozzles	3
Weight	3.5 lbs

12" MULTI-USE FLAT SURFACE CLEANER



Attach to a longwand and clean hard to reach surfaces.



Attach to a gun and lance for cleaning flat surfaces.



Use a high pressure spray gun kit to clean walls.*



Model#	Max Pressure	Optimal Pressure	
PK-1200WAW	4,000 PSI	Under 2,500 PSI	
Max Flow	Max Temp.	Size	Weight
8.0 GPM	180°F	12"	5.6 lbs

* Gun kit sold separately.

Features

- 4,000 PSI rotary head.
- Durable nylon brush skirt.
- Heavy duty polypropylene cover.
- Welded steel two arm rotary bar.
- Zero wall clearance.



*Product Packaging Legend. Bar-coded & boxed. Clamshell packaging. Flag tagged product. Bulk packaged product.



16" FLAT SURFACE CLEANER

Features

- Easy to handle frame is designed for less operator fatigue.
- Welded steel two arm rotary bar.
- Heavy duty polypropylene cover.
- Welded elbows and assembly.
- Durable nylon brush skirt.
- Zero wall clearance & water flow out eliminates water build-up.

Model#	Max Pressure	Max Flow
PK-1600WAW	4,000 PSI	8.0 GPM
Size	Max Temp.	Weight
16" diameter	180°F	26 lbs.



WET SANDBLAST KIT

- Sandblast without the dust of regular sandblasting.
- Use to strip paint, remove rust, graffiti, & stains.
- Use dry silica sand or #1 grit sand.
- Comes with a carbide nozzle for increased durability.



Part#	SBK-400
Max Pressure	3,500 PSI
Max Flow	10 GPM
Weight	9.25 lbs




*Product Packaging Legend. Bar-coded & boxed. Clamshell packaging. Flag tagged product. Bulk packaged product.



SPECIALTY CLEANING PRODUCTS

TELESCOPING WANDS

Easily clean gutters, rooftops and hard to reach areas, with a telescoping wand.




Threaded gun for quick removal and easy field repair.



Two aluminum poles and fiberglass outer pole for maximum strength.



Coarse threaded pole lock for a tight grip.



Screw type connection for a solid grip on accessories.



Model#	Max Pressure	Max Flow	Max Temp.	Length	Hose	Weight
PK-85206018	4,000 PSI	8 GPM	200°F	6ft. 6" to 18ft.	1/4"	8.5 lbs
PK-85206024	4,000 PSI	8 GPM	200°F	9ft. to 24ft.	1/4"	10.5 lbs

TELESCOPING WAND ACCESSORIES

GUTTER CLEANER KITS

Turns wands into efficient gutter cleaners so that gutters can be cleaned from the ground.



Part#	PK-85400033	PK-85400007
Max Pressure	4,000 PSI	4,000 PSI
Outlet	1/4" QC coupler	1/4" QC coupler
Inlet	Male M22	1/4" plug
Weight	0.60 lbs	0.55 lbs

TELESCOPING WAND, BELT KIT

Used to support Long Wands, taking stress off the arms and body. For use with all Long Wands. Fits any size (adjustable).



Part#	Telescoping Wand Belt Kit
PK-85400019	Fits all Valley Long Wands

*Product Packaging Legend. Bar-coded & boxed. Clamshell packaging. Flag tagged product. Bulk packaged product.

SIMPLIFY YOUR REPLACEMENT PUMP PROGRAM!

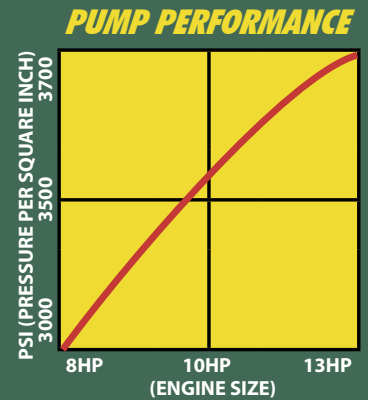
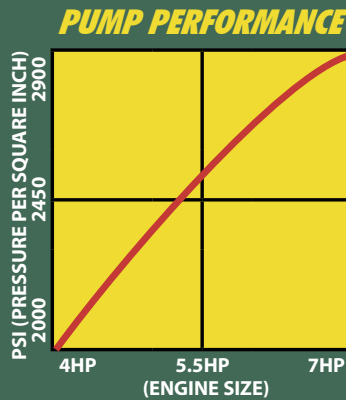


- 2 PUMPS FOR ALL 4HP TO 13HP HORIZONTAL GAS PRESSURE WASHER MODELS.
- FULL COLOR BOXES LIST PUMP SPECS AND STEP-BY-STEP INSTALLATION INSTRUCTIONS!
- COMPLETE WITH OUTLET FITTINGS FOR M22 & QUICK CONNECT HOSES



1 Comet Axial BXD for 4.0 to 7.0 HP horizontal direct drives with a 3/4" engine shaft.

2 Comet Triplex ZWDK pump for 8 to 13 HP horizontal direct drives with a 1" engine shaft.



Part#	Model	GPM	PSI	Engine Size
PK-AXPUMP	BXD2528G	2.5	2,900 Max	135 to 200cc
UPC #	RPM	Shaft	Motor	Box Weight
816403003117	3,400	3/4"	Gas	12.2 lbs
Box Size	Pallet QTY	Layers	Units Per Layer	
11.5" x 7.5" x 8.5"	120 pcs	6	20 pcs	

Part#	Model	GPM	PSI	Engine Size
PK-PSNPUMP	ZWDK4036G	4.0	3,700 Max	240 to 390cc
UPC #	RPM	Shaft	Motor	Box Weight
816403003124	3,400	1"	Gas	21.2 lbs
Box Size	Pallet QTY	Layers	Units Per Layer	
13" x 11" x 9"	72 pcs	6	12 pcs	



HIGH PRESSURE SPRAY GUNS

2950 PSI MAX FRONT ENTRY TRIGGER GUN

Part#	PK-12000001
Bulk#	SG-727
Max Pressure	2,950 PSI
Max Temperature	210° F
Max Flow	10.5 GPM
Outlet	1/4" FNPT
Inlet	3/8" FNPT
Weight	0.9 lbs



5000 PSI UNIVERSAL TRIGGER GUN & FITTINGS

Ideal for Hot and Cold water applications.
Comes with 3/8" male QC plug
& male screw-type adapters.

Part#	PK-12000000
Flag Tag#	SG-750U-FT*
Max Pressure	5,000 PSI
Max Temperature	210° F
Max Flow	10.5 GPM
Outlet	1/4" FNPT
Inlet	3/8" FNPT
Weight	1.41 lbs

**USE WITH
2,000 - 5,000 PSI
PRESSURE WASHERS!**



4000 PSI MAX UNIVERSAL TRIGGER GUN

Ideal for Hot and Cold water applications.

Part#	SG-920V
Max Pressure	4,000 PSI
Max Temperature	210° F
Max Flow	10.5 GPM
Outlet	1/4" FNPT
Inlet	3/8" FNPT
Weight	1.26 lbs



4050 PSI MAX UNIVERSAL TRIGGER GUN

Ideal for Hot and Cold water applications.

Part#	SG-920
Max Pressure	4,050 PSI
Max Temperature	320° F
Max Flow	6.3 GPM
Outlet	1/4" FNPT
Inlet	3/8" FNPT
Weight	1 lbs



*Product Packaging Legend. Bar-coded & boxed. Clamshell packaging. Flag tagged product. Bulk packaged product.



SPRAY GUN KITS

ELECTRIC PRESSURE WASHER SPRAY GUN KIT




- Twist nozzle pattern from 80° fan spray to straight stream.
- Pull nozzle out to dispense soap at low pressure and conveniently pull nozzle in for water at high pressure.
- Female screw-type fittings.
- Two piece molded lance.
- Complete with 25 foot high pressure hose.
- Comes with soap container.

Part# PK-340000



COMPLETE KIT COMES WITH THE FOLLOWING NOZZLES & FITTINGS!




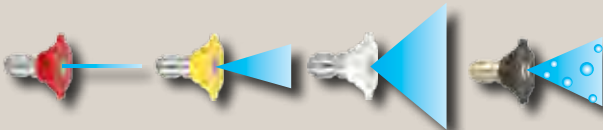
GAS POWERED PRESSURE WASHER SPRAY GUN KIT

- Two piece steel lance.
- 2,950 PSI front entry spray gun.
- Size 030 - 0°, 15°, 40°, & chemical nozzle.
- Male screw-type socket for hose connection.
- 3/8" quick connect coupler for hose connection.

Part# PK-340001



COMPLETE KIT COMES WITH THE FOLLOWING NOZZLES & FITTINGS!



GAS POWERED PRESSURE WASHER SPRAY GUN KIT

- Two piece steel lance.
- 5,000 PSI rear entry spray gun.
- Size 030 - 0°, 15°, 40°, & chemical nozzle.
- Male screw-type socket for hose connection.
- 3/8" quick connect coupler for hose connection.

Part# PK-340002



*Product Packaging Legend. Bar-coded & boxed. Clamshell packaging. Flag tagged product. Bulk packaged product.



MOLDED WAND WITH COUPLER

- Plated steel lance with insulated grip.
- Comes with quick connect coupler.
- For use with hot or cold pressure washers.



Part#	MG-18CA	MG-47CA
Length	18" (450 mm)	47" (1200 mm)
Outlet	1/4" QC Coupler	1/4" QC Coupler
Inlet	1/4" MNPT	1/4" MNPT
Weight		

30° ANGLE MOLDED WAND WITH COUPLER

- Plated steel lance with insulated grip.
- 30° angled end with quick connect coupler.
- For use with hot or cold pressure washers.



Part#	MG-28BCA	MG-36BCA	MG-59BCA	MG-79BCA
Length	28" (700 mm)	36" (900 mm)	59" (1500 mm)	59" (2000 mm)
Outlet	1/4" QC Coupler	1/4" QC Coupler	1/4" QC Coupler	1/4" QC Coupler
Inlet	1/4" MNPT	1/4" MNPT	1/4" MNPT	1/4" MNPT
Weight				

FLEX WAND, RUBBER CASING



Part#	PK-13000001
Size	1/4" MNPT x 1/4" MNPT
Color	Black

*Product Packaging Legend. Bar-coded & boxed. Clamshell packaging. Flag tagged product. Bulk packaged product.



SPRAY GUN KITS & WANDS

4,000 PSI MAX UNIVERSAL TRIGGER GUN ASSEMBLY

NEW



• Comes with removable nozzle holder and clip.



• Comes complete with spray gun, 1/4" QC coupler, 3/8" male QC plug, lance side grip, and comfortable foam handle.

Part#	PK-SG-850X
Max Pressure	4,000 PSI
Max Temperature	300° F
Max Flow	8.0 GPM
Outlet	1/4" QC Coupler
Inlet	3/8" QC Plug
Weight	4.0 lbs

5000 PSI UNIVERSAL TRIGGER GUN & 16" EXTENSION

4000 PSI UNIVERSAL TRIGGER GUN & FITTINGS

Comes with 3/8" male QC plug & male screw-type adapters.



Flag Tag#	SG-750XU-FT*
Max Pressure	5,000 PSI
Max Temperature	210° F
Max Flow	10.5GPM
Outlet	M22 Screw-Type Socket
Inlet	3/8" FNPT
Weight	2.45 lbs

16" WAND EXTENSION

Comes with M22 screw-type plug and 1/4" QC coupler.



**USE WITH
2,000 - 4,000 PSI
PRESSURE WASHERS!**

Flag Tag#	TP-QCW16-FT*
Outlet	1/4" QC Coupler
Inlet	M22 Screw-Type plug
Weight	0.7 lbs

MOLDED WAND EXTENSIONS

Plated steel lance with insulated grip. For use with hot or cold pressure washers.



Part#	PK-85202026	PK-13000000
Length	36" (900 mm)	47" (1200 mm)
Outlet	1/4" MNPT	1/4" MNPT
Inlet	1/4" MNPT	1/4" MNPT
Weight	1.32 lbs	1.92 lbs

*Product Packaging Legend. Bar-coded & boxed. Clamshell packaging. Flag tagged product. Bulk packaged product.



QUICK CONNECT NOZZLES

QUICK CONNECT SPRAY NOZZLES



Part#	Size
PK-85201030	030
33-QC0030-FT*	030
33-103900-0030*	030
PK-85201035	035
PK-85201040	040
33-QC0040-FT*	040
33-103900-0040*	040
PK-85201045	045
PK-85201050	050

Part#	Size
PK-85216030	030
33-QC1530-FT*	030
33-103900-1530*	030
PK-85216035	035
PK-85216040	040
33-QC1540-FT*	040
33-103900-1540*	040
PK-85216045	045
PK-85216050	050

Part#	Size
PK-85226030	030
33-QC2530-FT*	030
33-103900-2530*	030
PK-85226035	035
PK-85226040	040
33-QC2540-FT*	040
33-103900-2540*	040
PK-85226045	045
PK-85226050	050

Part#	Size
PK-85241030	030
33-QC4030-FT*	030
33-103900-4030*	030
PK-85241035	035
PK-85241040	040
33-QC4040-FT*	040
33-103900-4040*	040
PK-85241045	045
PK-85241050	050

QUICK CONNECT SPRAY NOZZLE KITS

- Quick connect nozzles kits have a 0°, 15°, 40° & Soaper Nozzle.
- Fits most pressure washers with a 1/4" quick connect inlet.
- Comes with nozzle clip and nozzle holder.
- Comes with retail packaging.

Part#	PK-SZ03SNKIT	PK-SZ04SNKIT
Size	030	040



QUICK CONNECT CHEMICAL NOZZLE

Used to apply soap and chemicals.


Part#	PK-85266400
Flag Tag#	33-QC6500-FT
Bulk#	33-103900
Inlet	1/4" Quick Connect
Material	Brass, Plastic #40
Weight	0.04 lbs




*Product Packaging Legend. Bar-coded & boxed. Clamshell packaging. Flag tagged product. Bulk packaged product.




1/4" MEG NOZZLES



Part#	Size
PK-85200030	030
PK-85200045	045




Part#	Size
PK-85215030	030
PK-85215040	040
PK-85215045	045
PK-85215050	050
PK-85215060	060
PK-85215070	070



Part#	Size
PK-85225030	030
PK-85225040	040
PK-85225045	045
PK-85225050	050
PK-85225060	060
PK-85225070	070



Part#	Size
PK-85240030	030
PK-85240040	040
PK-85240045	045
PK-85240050	050
PK-85240060	060
PK-85240070	070



MEG CHEMICAL NOZZLE

Used to apply soap and chemicals.

Part#	PK-85240300
Inlet	1/4" MNPT
Material	Brass
Weight	0.04 lbs

NOZZLE SIZE CHART

Match your PSI with your GPM to determine correct nozzle size.

PSI ▶	1,000	2,000	3,000	4,000	5,000
Size	GPM ▼	GPM ▼	GPM ▼	GPM ▼	GPM ▼
030	1.50	2.12	2.60	3.00	3.35
035	1.75	2.47	3.03	3.50	3.91
040	2.00	2.83	3.46	4.00	4.47
045	2.25	3.18	3.90	4.50	5.03
050	2.50	3.54	4.33	5.00	5.59
060	3.00	4.24	5.20	6.00	6.71
070	3.50	4.95	6.06	7.00	7.83

*Product Packaging Legend. Bar-coded & boxed. Clamshell packaging. Flag tagged product. Bulk packaged product.



VARIABLE & ROTARY NOZZLES

VARIABLE NOZZLES

▪ Best performance with 1,000 to 3,000 PSI pressure washers.



Part#	PK-16000000	PK-16000001	PK-16000002
Flag Tag#	VN-12-FT	N/A	N/A
Bulk#	VN-12	VN-40	VN-45
Max Pressure	3,000 PSI	3,000 PSI	3,000 PSI
Max Flow	1.58-3.12 GPM	2.00-3.44 GPM	2.32-3.96 GPM
Size	1.05mm #3	1.20mm #4	1.30mm #4.5
Max Temp	140°F	140°F	140°F
Inlet	1/4" FNPT	1/4" FNPT	1/4" FNPT
Nozzle	Brass	Brass	Brass
Weight	0.34 lbs	0.34 lbs	0.34 lbs

2,500 PSI ROTARY NOZZLE

▪ Best performance with 1,000 to 2,500 PSI pressure washer.

Part#	PK-85210170
Flag Tag#	RJ-3025-FT
Bulk#	RJ-3025
Max Pressure	2,500 PSI
Max Flow	3.0 GPM
Max Temp	130°F
Inlet	1/4" Quick Connect
Nozzle	Brass
Weight	0.60 lbs



3,000 PSI ROTARY NOZZLE



NEW



▪ Best performance with 2,000 to 3,000 PSI pressure washer.
 ▪ Built-in easy to clean water filter extends nozzle life.

▪ Best performance with 2,000 to 3,000 PSI pressure washer.

Part#	PK-85210180
Flag Tag#	RJ-3030-FT
Bulk#	RJ-3030
Max Pressure	3,000 PSI
Max Flow	4.0 GPM
Max Temp	130°F
Inlet	1/4" Quick Connect
Nozzle	Ceramic
Weight	1.15 lbs

Part#	RJ-3030-CS
Flag Tag#	RJ-3030-FT
Bulk#	RJ-3030
Max Pressure	3,000 PSI
Max Flow	4.0 GPM
Max Temp	130°F
Inlet	1/4" Quick Connect
Nozzle	Ceramic
Weight	1.15 lbs

*Product Packaging Legend. Bar-coded & boxed. Clamshell packaging. Flag tagged product. Bulk packaged product.



3,600 PSI ROTARY NOZZLE



- Best performance with 2,500 to 3,600 PSI pressure washer.
- Built-in easy to clean water filter extends nozzle life.

Part#	PK-85210190
Flag Tag#	RJ-3536-FT
Bulk#	RJ-3536
Max Pressure	3,600 PSI
Max Flow	4.0 GPM
Max Temp	130°F
Inlet	1/4" Quick Connect
Nozzle	Ceramic
Weight	1.30 lbs

4,800 PSI ROTARY NOZZLE



- Best performance with 3,600 to 4,800 PSI pressure washer.
- Built-in easy to clean water filter extends nozzle life.

Flag Tag#	RJ-4048-FT
Bulk#	RJ-4048
Max Pressure	4,800 PSI
Max Flow	4.0 GPM
Max Temp	130°F
Inlet	1/4" Quick Connect
Nozzle	Ceramic
Weight	2.00 lbs



HIGH PRESSURE HOSE

HIGH PRESSURE HOSE, COLD-WATER

25', 2,600 PSI HIGH PRESSURE HOSE, COLD-WATER

- Steel wire reinforced.
- Complete with M22 screw-type fittings.
- Fabric Reinforced.



Part#	25TPR14-M22
Max Pressure	2,600 PSI
Size	1/4"
Length	25'



25', 3,600 PSI HIGH PRESSURE HOSE, COLD-WATER

- Steel wire reinforced hose.
- Complete with 1/4" brass quick coupler & plug.
- Cut & burn resistant.



Part#	PK-85256126**
Max Pressure	3,600 PSI
Size	5/16"
Length	25'
Max Temp	140°F
Couplers	Brass



4,000 PSI HIGH PRESSURE HOSE

100', 4,000 PSI HIGH PRESSURE HOSE

- Steel wire reinforced.
- Complete with 1/4" brass quick coupler & plug.
- Cut & burn resistant.



Part#	100W2-HQC-BLK
Max Pressure	4,000 PSI
Size	3/8"
Length	100'
Max Temp	200°F
Couplers	Brass

50', 4,000 PSI HIGH PRESSURE HOSE

- Steel wire reinforced.
- Complete with 1/4" brass quick coupler & plug.
- Cut & burn resistant.



Part#	PK-85238151**
Max Pressure	4,000 PSI
Size	3/8"
Length	50'
Max Temp	200°F
Couplers	Brass



4,000 PSI HIGH PRESSURE HOSE, NON-MARKING

- Steel wire reinforced non-marking hose.
- Complete with 1/4" brass quick coupler & plug.
- Cut & burn resistant.

Part#	PK-85238155**
Max Pressure	4,000 PSI
Size	3/8"
Length	50'
Max Temp	250°F
Couplers	Brass

NON-MARKING HOSE!



****Comes in retail box packaging.**

*Product Packaging Legend. Bar-coded & boxed. Clamshell packaging. Flag tagged product. Bulk packaged product.



SCREW-TYPE FITTINGS

SCREW-TYPE PLUG



Part#	PK-85300133
Flag Tag#	TP-38M-FT
Bulk	TP-38M
Inlet	3/8" MNPT
Thread	M22 x 1 1/2
Weight	0.1 lbs

SCREW-TYPE COUPLER



Part#	PK-85300136
Flag Tag#	TC-38M-FT
Bulk	TC-38M
Inlet	3/8" MNPT
Thread	M22 x 1 1/2
Weight	0.18 lbs

SCREW-TYPE NIPPLE



Part#	PK-14000000
Flag Tag#	TP-TP-FT
Bulk	33-103125
Size	M22 Male x M22 Male
Weight	

SCREW-TYPE COUPLER



Part#	PK-14000001
Flag Tag#	TC-TC-FT
Bulk	TC-TC
Size	M22 Female x M22 Female
Weight	0.1 lbs

SCREW-TYPE SOCKET



Part#	PK-14000004
Flag Tag#	TC-38F-FT
Bulk	TC-38F
Inlet	3/8" FNPT
Thread	M22 x 1 1/2
Weight	0.18 lbs

SCREW-TYPE PLUG



Part#	PK-14000009	PK-14000005
Flag Tag#	TP-14F-FT	TP-38F-FT
Bulk	TP-14F	TP-38F
Inlet	1/4" FNPT	3/8" FNPT
Thread	M22 x 1 1/2	M22 x 1 1/2
Weight	0.1 lbs	0.1 lbs

SCREW-TYPE QD SOCKET



Flag Tag#	TP-QC-FT
Bulk	TP-QC
Size	M22 plug x 3/8" QC coupler
Weight	

SCREW-TYPE QD PLUG



Flag Tag#	TC-QC-FT
Bulk	33-103123
Size	M22 socket x 3/8" QC plug
Weight	

SCREW-TYPE QD SET

- Convert screw-type to quick connect.
- Complete with M22 plug x QC coupler & M22 socket x quick connect plug.



Part#	PK-14000006
Flag Tag#	QC-TCK-FT
Bulk	N/A
Description	M22 plug x 3/8" QC coupler
Weight	0.1 lbs

*Product Packaging Legend. Bar-coded & boxed. Clamshell packaging. Flag tagged product. Bulk packaged product.



GARDEN HOSE FITTINGS

GARDEN HOSE FITTINGS

GARDEN HOSE QD SOCKET



Flag Tag#	900.138-FT
Bulk	900.138
Size	3/4" FGHT x 1/2" QC
Weight	0.14 lbs

GARDEN HOSE QD PLUG



Flag Tag#	900.137-FT
Bulk	900.137
Size	3/4" FGHT x 1/2" QC
Weight	0.1 lbs

GARDEN HOSE QD SET

Quickly & easily connect garden hose to a pressure washer.



Part#	PK-14000003
Flag Tag#	900.138.37-FT
Bulk	276099
Coupler Size	3/4" FGHT x 1/2" QC
Plug Size	3/4" FGHT x 1/2" QC
Weight	0.24 lbs

O-RINGS & FILTERS

O-RING & FILTER SET

O-rings for screw-type couplings, two each for 14 & 15mm. O-rings for quick connect, two each for 1/4" & 1/8". Two cone garden hose filters.



Part#	PK-14000007
--------------	-------------

O-RING SET

Set of 6 o-rings for 1/4" & 3/8" quick connect.



Part#	PK-85400200
Sizes	4 x 1/4" 2 x 3/8"

GARDEN HOSE ADAPTER

Assembly includes garden hose adapter and stainless steel mesh filter.



Part#	PK-14000010
Flag Tag#	300.12
Size	3/4" FGHT x 1/2" MNPT
Weight	0.14 lbs

BRASS FITTINGS

BRASS LIVE SWIVEL



Part#	PK-14000008
Flag Tag#	SW-38B-FT
Bulk	SW-38B
Size	3/8" FNPT x 3/8" MNPT
Weight	0.22 lbs

BRASS REDUCER BUSHING



Part#	PK-14000002
Flag Tag#	BR-RB3814-FT
Bulk	BR-RB3814
Size	3/8" MNPT x 1/4" FNPT

*Product Packaging Legend. Bar-coded & boxed. Clamshell packaging. Flag tagged product. Bulk packaged product.



QUICK CONNECT FITTINGS

QUICK CONNECT FITTINGS

QC PLUG, FNPT



Part#	PK-85300101	PK-85300104
Flag Tag#	QC-314S-FT	QC-316S-FT
Bulk	QC-314S	QC-316S
Thread	1/4" QC x FNPT	3/8" QC x FNPT
Material	Plated Steel	Plated Steel
Weight	0.05 lbs	0.10 lbs

QC PLUG, MNPT



Part#	PK-85300109	PK-85300105
Flag Tag#	QC-314MS-FT	QC-316MS-FT
Bulk	QC-314MS	QC-316MS
Thread	1/4" QC x MNPT	3/8" QC x MNPT
Material	Plated Steel	Plated Steel
Weight	0.05 lbs	0.10 lbs

QC COUPLER, FNPT



Part#	PK-85300102	PK-85300103
Flag Tag#	QC-304-FT	QC-306-FT
Bulk	QC-304	QC-306
Thread	1/4" QC x FNPT	3/8" QC x FNPT
Material	Brass	Brass
Weight	0.15 lbs	0.20 lbs

QC COUPLER, MNPT



Part#	PK-85300107	PK-85300108
Flag Tag#	QC-304M-FT	QC-306M-FT
Bulk	QC-304M	QC-306M
Thread	1/4" QC x MNPT	3/8" QC x MNPT
Material	Brass	Brass
Weight	0.15 lbs	0.20 lbs

3/8" QC COUPLER KIT



Part#	PK-85400201
Kit Contents	<ul style="list-style-type: none"> • 3/8" QC x FNPT plated steel plug • 3/8" QC x FNPT brass coupler
Weight	0.30 lbs

1/4" & 3/8" QC COUPLER KIT



Part#	PK-85400202
Kit Contents	<ul style="list-style-type: none"> • 1/4" QC x FNPT plated steel plug • 1/4" QC x FNPT brass coupler • 3/8" QC x FNPT plated steel plug • 3/8" QC x FNPT brass coupler
Weight	0.30 lbs

*Product Packaging Legend. Bar-coded & boxed. Clamshell packaging. Flag tagged product. Bulk packaged product.



PRESSURE GAUGES & FILTERS

CLEAR BOWL WATER INLET FILTER

- Protects the pump for contaminants in the water.
- Clear bowl to easily view filter.

Part#	PK-85300055
Flag Tag#	WF-1234CB-FT
Max Flow	8 GPM
Max Temperature	175°F
Inlet	3/4" FGHT
Outlet	1/2" MNPT
Port	Dual 1/4" FNPT with plugs
Weight	0.5 lbs



WATER INLET FILTER

- Protects the pump for contaminants in the water.
- Cap easily unscrews with an allen key to clean out screen.

Part#	PK-85300058
Flag Tag#	IN-1234-AL
Max Flow	10 GPM
Max Temperature	180°F
Inlet	3/4" FGHT
Outlet	1/2" MNPT
Ports	Dual 1/4" FNPT with plugs
Weight	0.55 lbs



2.5" PRESSURE GAUGE KIT

Accurately view pressure for all units up to 5,000 PSI.

Part#	PK-QCG-5000
Max Pressure	5,000 PSI
Size	2.5"
Inlet	3/8" QC plug
Outlet	3/8" QC coupler
Weight	0.8 lbs



*Product Packaging Legend. Bar-coded & boxed. Clamshell packaging. Flag tagged product. Bulk packaged product.



HIGH PRESSURE CHEMICAL KIT

- Place on the inlet side of the pump.
- Used to provide chemical discharge at pressure washers maximum pressure.

Part#	PK-85400003
Bulk#	85400003
Max Pressure	3,500 PSI
Max Temperature	180°F
Max Flow	8 GPM
Weight	1.05 lbs



CHEMICAL HOSE ASSEMBLY

Comes with 3 ft hose & chemical suction filter.

Part#	PK-15000000
Flag Tag#	PW-TUBINGK-FT
Bulk#	33-103124
Length	3'
Weight	0.1 lbs



FLUID ACCESSORIES

PUMP SAVER SOLUTION

- Lubricates and conditions pump, seals, and extends pump life.
- Protects your pump from freezing over the winter.

Part#	PK-85409041**
Volume	6 oz.

**Shipped in case quantities of 12.



PUMP OIL

- Ideal for high pressure pumps. Not for engine use.
- Non detergent and non foaming.
- Specially formulated and rated for superior rust protection and oxidation protection.

Part#	PK-85490000**
Volume	1 Liter

**Shipped in case quantities of 12.



SOAP HOLDER

- Prevents spilling of cleaning solutions.
- Easily mounts to all pressure washer frames.
- Carries a 1 gallon jug.

Part#	PK-85601010
Weight	1.15 lbs



*Product Packaging Legend. Bar-coded & boxed. Clamshell packaging. Flag tagged product. Bulk packaged product.



Environmentally Safe & Biodegradable.
Foam additives increases dwell time
of product to penetrate soils.

NEW

NEW PEG HOOK CAPS!



4:1 CONCENTRATES

- An economical detergent choice.
- Use for larger cleaning jobs.
- Ideal for pressure washing professionals.

ONE 6 OZ CONTAINER
MAKES 2 GALLONS
OF SOAP.

MORE SUD
IN THE JUG!

Part #	Chemical	Concentration	Capacity
PK-17000060	House & Siding	4:1 Concentrate	2 Gallons
PK-17000062	Heavy Duty Degreaser	4:1 Concentrate	2 Gallons
PK-17000066	Car Wash	4:1 Concentrate	2 Gallons

*All detergent is sold in 10 pack cases.

House & Siding

- All-purpose house cleaner - Ideal for cleaning vinyl, concrete, roofing, patio furniture, & synthetic decks.
- Helps remove unsightly mold & mildew stains.
- Cleans well on all types of siding, wood finishes, aluminum, vinyl, painted or stained surfaces.

Degreaser

- Intense cleaning for tough jobs - Engine grease, driveway oil, construction sites, & farm equipment.
- Glycol Ether EB is an active agent in lifting grease and oil soils from surface.

Vehicle and Boat Wash

- Gentle wash for automotive finishes.
- Ideal for cleaning all cars, trucks, trailers, ATV's, motorcycles, RV's and boats

*Product Packaging Legend. Bar-coded & boxed. Clamshell packaging. Flag tagged product. Bulk packaged product.



PRESSURE WASHER ACCESSORY DISPLAYS



Clamshell Program



Individualized Insert Cards



Ask About Our Stack-Rack

PRESSURE WASHER ACCESSORY DISPLAYS



Flag-Tag Program

Individualized P.O.P Cards



0° SPRAY NOZZLE
Universal Quick Connect Spray Nozzle

SIZE 030

GAS
FOR USE WITH 4 TO 7 HP
PRESSURE WASHERS

Thin, extremely powerful water stream cuts heavy deposits in a small concentrated area. Ideal for cleaning hard to reach areas, soffits, oil & grease spots.

Choose The GPM & PSI That Best Matches Your Pressure Washer

PSI	1.85	2.10	2.35	2.60
1,500	✓	✓	✓	✓
2,000	✓	✓	✓	✓
2,500	✓	✓	✓	✓
3,000	✓	✓	✓	✓

33-DC0030-FT



TRAILER JACK DISPLAY



Individualized
P.O.P Cards

UNIVERSAL TOP WIND JACK
15" • 2000 LBS max lift

SPECIFICATIONS

- Topwind Handle
- Tubular Mounting
- Max Lift: 2000 lbs (Static Load)
- Support Capacity: 2000 lbs
- Length of Travel: 15"
- Comes with Inner Mounting Collar

WIND PART #: W-520

E-Z Slide Brackets





AGRICULTURE HARDWARE DISPLAY

Enhance Your Point Of Sale With Valley's Display & Packaging Solutions!



GAUGE DISPLAY

Can Be Use As a Table Top Display or Be Hung on Pegboard!

