

# **TRÜ-FLATE™**

**TIRE REPAIR**

Valve Through™ Sealant  
Inflators  
Tire Gauges  
Tire Repair Accessories

[www.plews-edelmann.com](http://www.plews-edelmann.com)

Cat# 90500

**PLEWS &  
EDELMA**

**Contents**

Sealants .....2-3

Inflators .....4-5

Tire Gauges .....6-9

Tire Repair Kits .....10

Patches .....11

Strings, Plugs & Boots .....12

Tire Repair Tools .....13

Buffers & Cement .....14

Roadside Safety Kit .....15

Tire Valves .....15-18

Tire Valve Extensions .....18

Valve Caps .....18-19

Valve Cores .....19-20

Tire Service Tools .....20

Merchandiser/Displays .....21-22

Index .....23-25

***The Plews Advantage***

- **Full Category Management.**
- **Constant pulse on the industry and participation in all major data collection resources.**
- **Complete, in-house marketing and creative team to ensure quick turn-around times.**
- **Ability to recognize and participate in promotional opportunities that drive an increase in revenue.**



# NEW PRODUCTS RELEASED

## SEALANTS



See page 2 for details

## INFLATORS



See page 4 for details

## GADGET GAUGES



See page 9 for details

## EMERGENCY KIT



See page 15 for details



**REPAIRS FLAT TIRES**  
Seals up to a 1/4" puncture

## TruSeal™ Premium Tire Sealant

Differentiate your assortment and invigorate your tire repair set with game changing Tru-Flate® sealant... introducing TruSeal™ Premium Tire Sealant. Innovative Valve Through™ Technology leads the charge to improving the flat tire experience.

- No valve core removal required
- Liquid sealant features easy to use hand pumps with volume scale for specific application requirements
- Aerosols include integrated hose management for easy storage
- Eco-friendly, TPMS safe



**TruSeal™ Bottle Sealants**

Innovative Valve Through™ Technology leads the charge to improving the flat tire experience. Consumers will no longer need to remove the valve core to add sealant, now they can simply go THROUGH it. Save time and get on the road faster with the TruSeal™ line of sealants in both liquid and aerosol.

**8 oz Bottle Sealant**

Bicycle and small tire size repair.  
**12-080** Retail box. 6/master.

**16 oz Bottle Sealant**

Standard automobile tire size repair.  
**12-081** Retail box. 6/master.

**24 oz Bottle Sealant**

Large automobile tire size repair.  
**12-082** Retail box. 6/master.

**32 oz Bottle Sealant**

Oversized tire repair.  
**12-083** Retail box. 6/master.



**VALVE THROUGH™ TECHNOLOGY**

**TruSeal™ Aerosol Sealants**

TruSeal aerosol sealant provides maximum performance while utilizing an integrated hose management system for easy storage. Just connect and go, seals in minutes. Let Tru-Flate TruSeal Premium Sealant drive your sales and keep you ahead of the competition.

**12 oz Aerosol Sealant**

Compact tire repair.  
**12-071** Retail can. 6/master.

**16 oz Aerosol Sealant**

Standard tire repair.  
**12-073** Retail can. 6/master.

**20 oz Aerosol Sealant**

Large tire repair.  
**12-074** Retail can. 6/master.





## Inflators

### Deluxe Digital Inflator (12 volt)

The Deluxe Digital Inflator's combination of technology and features make it the best value in the category. The inflator features Smart Flate™ preset digital inflating technology and a red SOS Emergency flashing light. Its compact size is perfect for keeping in the car at all times.

**16-235** Retail box. 3/master.

- Inflates standard car tire in 7 minutes
- 12' overall reach
- Dual pressure set memory
- Perfect for emergencies

### Premium Dial Inflator (12 volt)

Our Premium Dial Inflator brings our latest technology to the Tru-Flate tire accessory line. The inflator uses a thermal break to automatically shut-off the unit to prevent over-heating and to keep the motor from burning out. It is also equipped with a Plews designed cord management system for the power cord and inflator hose.

**16-225** Retail box. 2/master.

- Inflates standard car tire in 8 minutes
- 12' overall reach
- Integrated bright LED light
- Reduced sound for better experience

### Top-Off Mini Inflator (12 volt)

The opening price point in our line of inflators is the Top-Off Mini Inflator. Perfect for topping off the tires and maintaining correct tire pressure. Compact size is ideal for keeping with you on the go and is the perfect size for the price conscious shopper.

**16-230** Retail box. 4/master.

- Inflates standard car tire in 10 minutes
- 9.5' overall reach
- Compact size for easy storage and portability
- Perfect opening price point inflator for tire top off





- Inflates standard car tire in 6 minutes
- Lithium-Ion battery for extended use
- Two stage dial for tires & inflatables
- USB & 12V device charging

- Inflates standard car tire in 3 minutes
- 26.5" overall reach
- Heavy duty direct drive motor
- Reduced sound for better experience
- Detachable digital gauge

- Inflates standard car tire in 3 minutes
- Wall-mounted w/25' detachable recoil hose
- Auto reset thermal overload
- Equipped with clip-on chuck for ease of use

**Rechargeable Heavy Duty Inflator (Battery)**

Designed with outdoor enthusiasts in mind, the Rechargeable Heavy Duty Inflator is ideal for outdoor activities and camping. The inflator is designed to operate away from a power source making it ideal for remote locations like camping and rafting. Inflator also features a USB port for charging other devices and a bright LED light. Half the weight of competitive products.

**16-240** Retail box. 2/master.

**Heavy Duty Digital Inflator (12 volt)**

A rugged inflator for demanding conditions is what the Heavy Duty Digital Inflator delivers. A heavy duty design for the inflator body is marketed specifically to consumers with trucks and SUVs. The inflator features a 16-foot recoil hose and a detachable digital gauge that works independently as a pressure gauge.

**16-245** Retail box. 2/master.

**Tankless Wall-Mount Inflator (120 volt)**

An exciting addition to our new inflator line is the 120 Volt tankless wall-mount garage inflator. This inflator permanently mounts to the wall and includes a 25' poly recoil hose, mounting hardware and inflates a standard car tire in 3 minutes. Features Smart Flate™ preset digital inflating technology.

**16-250** Retail box. 2/master.





17-509P

17-509C



17-517

17-509  
17-519  
17-521

17-580

17-527

17-523



96-520

## Tire Pressure Gauges

### Standard Tire Gauge (10–50 PSI)

Excellent for general-purpose use on passenger cars, vans and light trucks. Calibrated 10–50 PSI in 1 lb. units, 70–350 kPa in 10 kPa units, and .7–3.5 bar in .1 bar units. Four standard valve caps included with retail package.

**17-509** Carded. 10/master.

**17-509P** Blue treads, Camo, American flag, Red hearts – Bulk. 20/box.

**17-509C** Red, Blue, Green, Orange – Bulk. 20/box.

### Tractor Tire Gauge (5–45 PSI)

For air and liquid filled tires. Includes special oiling and cleaning features to clean out corrosive fluids. For tractors, heavy equipment, farm and construction vehicles. Calibrated 5–45 PSI in 1 lb. units, 40–310 kPa in 10 kPa units, and .4–3.1 bar in .1 bar units

**17-517** Carded. 10/master.

### Low Pressure Tire Gauge (1–20 PSI)

Low pressure readings at their best. Perfect for home garden tractors, golf carts, air springs and ATVs. Calibrated 1–20 PSI in 1/2 lb. units, 10–140 kPa in 5 kPa units and .1–1.4 bar in .05 bar units. Four standard valve caps included.

**17-521** Carded. 10/master.

### High Pressure Tire Gauge (20–120 PSI)

Ideal for all higher pressure applications on lightweight trucks (1/2 to 2-1/2 tons), step vans, pickups and air shocks. Calibrated 20–120 PSI in 2 lb. units, 140–820 kPa in 20 kPa units, and 1.4–8.2 bar in .2 bar units. Four standard valve caps included.

**17-519** Carded. 10/master.

### Mini Tire Gauge w/ Magnet (10–50 PSI)

Excellent for general-purpose use on passenger cars, vans and light trucks. Calibrated 10–50 PSI in 1 lb. units, 70–350 kPa in 10 kPa units, and .7–3.5 bar in .1 bar units.

**17-580** Bulk. 12/box.

### Bicycle Tire Gauge (20–120 PSI)

Custom designed for high pressure tires on bicycles, motorcycles, mini-bikes, scooters and other cycles. Calibrated 20–120 PSI in 2 lb. units, 140–820 kPa in 20 kPa units, and 1.4–8.2 bar in .2 bar units.

**17-527** Carded. 10/master.

### Easy Reach Tire Gauge (10–50 lbs.)

A must for tires with wheel covers. Straight-On type head makes hard-to-reach valves easy. Calibrated 10–50 PSI in 1 lb. units, 70–350 kPa in 10 kPa units, and .7–3.5 bar in .1 bar units.

**17-523** Carded. 10/master.

## Tire Gauge Merchandiser

These eye catching displays include Tru-Flate's standard or truck tire gauges in 5 vibrant metallic colors – red, blue, black, chrome and green. Designed to accommodate peg hook or countertop display, wherever your store traffic is heaviest.

**96-520** 10-piece Tire Gauge display (17-509)

**96-540** 10-piece Truck Tire Gauge display (17-519)



**Dual Foot Gauges**

**Dual Foot Truck Gauge (20–120 PSI)**

For use on dual wheels and other difficult-to-reach valves. Fits in your pocket yet has enough range to handle both cars and trucks. Calibrated 20–120 PSI in 2 lb. units, 140–820 kPa in 20 kPa units, and 1.4–8.2 bar in .2 bar units. Two plastic valve extensions included with retail package.

**17-525** Carded. 10/master.

**17-525B** Bulk. 10/box.

**Dual Foot Service Tire Gauge (10–150 PSI)**

For heavy-duty use required at the service level. Ideal for dual wheels and other difficult-to-reach valves on pickups, recreational vehicles, heavy trucks and off-road equipment. Chrome plated brass with a die-cast chuck. Calibrated 10–150 PSI in 2 lb. units and from 80–1,040 kPa in 20 kPa units. Includes handy hang-up hook.

**17-545** Carded. 10/master.

**Dual Foot Tire Gauge with Metal Bar (10–150 PSI)**

Same gauge as above, but has unbreakable aluminum indicator bar.

**903D** (Amflo) Carded. 5/master.

**Straight-On Dual Foot Gauges**

**Straight-On Dual Foot Service Tire Gauge (10–150 PSI)**

Tough black epoxy coated gauge. Designed for the difficult-to-reach inner dual. Straight-On chuck for inside wheel and 30 degree reverse angle for outside wheel. Calibrated 10–150 PSI in 2 lb. units and 80–1040 kPa in 20 kPa units. Includes handy hang-up hook.

**17-548** 1/box.

**Straight-On Dual Foot Service Tire Gauge (10–150 PSI)**

Designed for the difficult-to-reach inner dual. Straight-On chuck for inside wheel and 30 degree reverse angle for outside wheel. Calibrated 10–150 PSI in 2 lb. units and 80–1040 kPa in 20 kPa units. Includes handy-hang up hook.

**17-565** Carded. 5/master.

**WARNING:** For best results, check pressure when tires are cold or when the vehicle has not been driven for several hours. Readings taken after driving can increase tire pressure, producing a false reading. Check tire pressure at least once a week or as necessary. Consult your Owner's Manual for the recommended air pressure for your tires. To avoid serious eye injury, eye protection must be worn when using these tools.



**Properly Inflated Tires Can:**

- Improve gas mileage up to 10%
- Improve tire life up to 30%
- Reduce chances of blowouts





17-551



17-561



17-563



17-567



17-569



17-555

## Dial Gauges

### Dial Tire Gauge (10-60 PSI)

Professional type dial with steel casing and nickel plated brass chuck. Automatic reset. Pressure release valve. For cars, vans and light trucks.

**17-551** Carded. 10/master.

### Dial Tire Gauge w/ Magnet (0-60 PSI)

This magnetized pressure gauge is a must have. Consumers can easily place the gauge on any metal surface giving them the ability to check pressure quickly and easily.

**17-561** Bulk. 8/box.

**17-563** Bulk. 8/box. Includes rubber bumper.

### Mini Dial Tire Gauge (5-60 PSI)

The Mini Dial Tire gauge is the perfect impulse item. Small and compact and easy to use, this gauge is perfect for the mechanic in the busy tire shop or the garage hobbyist. Includes a leather pouch and pressure relief button.

**17-567** Carded. 6/master.

### Professional Dial Tire Gauge (5-100 PSI)

This durable gauge is perfect for the frequent user. Its easy-to-read dial gauge display holds a pressure reading until the pressure relief button is released. The reinforced flex hose helps access hard-to-reach positions.

**17-569** Carded. 4/master.

### Dial Truck Tire Gauge (10-160 PSI)

Easy-to-read dial gauge complete with a rugged protective rubber casing. Pressure holding gauge has an automatic reset/release valve. Includes a 12" flexible hose and chrome-plated zinc dual foot chuck.

**17-555** Carded. 5/master.



**Digital Gauges**

**9-in-1 Digital Gadget Gauge (5-150 PSI)**

For the consumer who always likes to be prepared the 9-in-1 offers a glass breaker, seat belt cutter and a number of folding tools for everyday situations. With a backlit LED pressure display and multiple light functions use at night is easy. Calibrated in PSI, kPa, bar and KG/cm<sup>2</sup>. Batteries included.

**17-581** Carded. 10/master. Counter Display

**Tools Include:**

- Flashlight
- Digital Tire Gauge
- Glass Breaker
- Scissors
- Pliers
- Seat Belt Cutter
- LED Light
- Phillips Screwdriver
- Flathead Screwdriver



17-581

**5-in-1 Digital Gadget Gauge (5-150 PSI)**

Perfect for the safety conscious consumer the 5-in-1 is equipped with an easy impact glass breaker and seat belt cutter. With a backlit LED pressure display and multiple light functions use at night is easy. Calibrated in PSI, kPa, bar and KG/cm<sup>2</sup>. Batteries included.

**17-582** Carded. 10/master. Counter Display

**Tools Include:**

- Flashlight
- Digital Tire Gauge
- Glass Breaker
- Seat Belt Cutter
- LED Light



17-582

**5-in-1 Carabiner Gadget Gauge (4-140 PSI)**

The Carabiner Gauge is great for the sport and outdoor enthusiast as the carabiner and bottle opener functions come in handy on the go. Perfect as an in-line or promotional product. Calibrated in PSI, kPa and bar. Batteries included.

**17-583** Carded. 5/master. Counter Display

**Tools Include:**

- Bottle Opener
- Glass Breaker
- Flashlight
- Digital Tire Gauge
- Carabiner Clip



17-583

**4-in-1 Keychain Gadget Gauge (5-100 PSI)**

As a step-up to other price point tire gauges, the keychain Gadget Gauge comes with handy Phillips and flathead screwdrivers. Perfect for high traffic impulse areas. Calibrated in PSI and bar. Batteries included.

**17-584** Carded. 10/master. Counter Display

**Tools Include:**

- Digital Tire Gauge
- Keychain
- Phillips Screwdriver
- Flathead Screwdriver



17-584

**Pressure & Tread Depth Gauge (5-99 PSI)**

Digital tire pressure and tread depth functions make it easy to stay on top of tire maintenance. Bright LED backlit display is easy to read at night. Pressure calibrated in PSI, kPa, bar and KG/cm<sup>2</sup>. Tread depth calibrated in inch and mm. Batteries included.

**17-557** Carded. 5/master.

**Tools Include:**

- Digital Tire Gauge
- Bright LED Light
- Tread Depth Gauge



17-557

**Digital Tire Gauge (5-99 PSI)**

Simply place the nozzle on the tire valve, wait a moment for the reading to lock into the display, remove the gauge and read the digital results. Gauge shuts off automatically upon removal. Batteries included.


**17-537** Carded. 5/master.



17-537




15-162



15-165

15-163



15-169



15-262



15-282



15-177



15-181

## Tire Repair Kits

### Super-Grip Emergency Tire Repair Kit

For all bias ply and non-speed rated radial tires.

**15-162** Carded. 5/master. 1 Probe, 1 Needle, 5 Radial Inserts, 1.30 oz cement

**15-159** Carded. 4/master. 1 Probe, 1 Needle, 5 Radial inserts, 1 10-50 PSI Tire Gauge

### Emergency Repair Kit

For all bias ply and non-speed rated radial tires. Contains screwdriver style open-eye needle and probe, 3 repair strings and .30 oz. cement.

**15-163** Carded. 5/master.

### Emergency Repair Radial Tire Kit

This handy kit easily fits in the glove box of any car. Contains 10 repair strings and a closed-eye needle. Not for speed rated radial tires.

**15-165** Carded. 5/master.

### Perma-Strip® Repair Kit

Emergency repair kit for bias ply and non-steel belted radial tires.

Contains 6 repair strips, .30 oz. cement and open-eye needle.

**15-169** Carded. 5/master.

### Emergency Off-Road Tire Repair Kit

Comes in handy tool pouch. Contains 10 string repairs, T-handle open-eye tool, T-handle probe and .59 oz. cement.

**15-262** Carded. 1/master.

### Heavy Duty Truck Tire Emergency Repair Kit

Contains everything needed for emergency repairs on the largest truck tires.

Heavy duty all steel split-eye, T-handle tool with Sheffield steel shaft, 8"

T-handle spiral cement tool, 2 oz. Universal Cement and 15 heavy duty

inserts. All packed in a heavy reclosable vinyl pouch.

**15-282** Carded. 1/master.

### 31 Piece Tire Repair Toolbox

Contains: 10-50 PSI tire gauge, screwdriver handled insert and rasp tools,

10 black 4" repair plugs, 3 small and medium patches, .30 oz. rubber cement,

four-way valve tool, 4 valve cores, 4 valve caps, metal buffer and storage box.

**15-177** Carded. 4/master.

### 46 Piece Deluxe Tire Repair Toolbox

Contains: T-handle inserting tool, T-handle rasp, 5-50 PSI tire gauge, 25

black 4" repair plugs, metal buffer, 3 small & 3 medium round tubeless

patches, .30 oz. rubber cement, four-way valve tool, 4 valve cores, 4 valve

caps, and storage box.

**15-181** Carded. 4/master.

**WARNING:** Keep tire repair kits away from children. Always use eye protection when working on tires. Do not attempt on-the-wheel repairs on tires inflated with a gas propelled tire sealant. Follow sealant manufacturer's directions for deflating tire and removing the tire from the rim. Have tire promptly repaired by the installation of a permanent patch. It is recommended that a trained repair person inspect the inside of the tire carefully for injury to ensure that the puncturing object did not cause further damage.

## Cold Patches

### Bicycle Tube Foil-Back Repair Kit

Handy kit easily fits in pocket. Contains foil backed patches, .25 oz. cement, abrasive paper and directions.

**11-004** Carded. 10/master.

### Chembond® Tube and Bias Patches

These world famous patches are available in 2 shapes and 4 sizes. Pure rubber flows into the injury. May be applied with Universal Cement or an electric vulcanizer.

**Tube Tire Repair Kit.** Contains five patches, .30 oz. cement and buffer.

**14-130** Carded. 5/master.

Part No.	Quantity	Type	Size
<b>14-152</b>	40	Sm. Round	1-5/8"
<b>14-153</b>	30	Med. Round	2-1/4"
<b>14-154</b>	20	Lg. Round	3"
<b>14-159</b>	20	Lg. Oval	2-5/8" x 5-3/4"

## Radial Patches

Used for nail hole injuries in auto and light truck tires. Heavier construction than Chembond patches. Utilize buffer cleaner and Universal Cement for a strong repair.

### Radial Tire Repair Kit

For DIY radial repairs. Contains four patches, .30 oz. cement and buffer.

**14-132** Carded. 5/master.

Part No.	Quantity	Type	Size
<b>14-137</b>	30	Sm. Round	2-1/4"
<b>14-139</b>	20	Med. Round	3-1/4"
<b>14-140</b>	10	Lg. Round	3-7/8"

## Foil-Backed Repair Units

Used for repairing tubes and tires where fabric reinforcement is not required. Repair units feature a foil backing that keeps the repair fresh. Conveniently packed.

**Foil-Back Repair Kit.** Contains four patches, .30 oz. cement and buffer.


**14-134** Carded. 5/master.

Part No.	Quantity	Type	Size
<b>14-401</b>	30	Round	1-1/2"
<b>14-403</b>	30	Round	2-1/8"
<b>14-404</b>	30	Round	2-3/4"


### 41 Piece Deluxe TruePatch™ Kit

Contains: 8 – Chembond® Tubeless Patches, 30 – Rubber Patch Squares, 1 Thumb Buffer and 2 – .30 fl. oz. Rubber Cement.

**11-007** Carded. 2/master.





15-179




15-161  
15-164  
15-184  
15-280

15-206




15-191



15-207



15-281



15-298



13-126  
13-127  
13-128



13-310  
13-312  
13-320

13-451



## Inserts & String Repairs

### Perma Strip® String Repairs

For bias ply and non-steel belted radial tire repairs.

**15-179** 1/4" x 2". 50/box.

### Radial Inserts/String Repairs

For bias ply, radial and tubeless tire emergency repairs.

**15-161** 10 strings. Carded. 5/master.

**15-164** Contains 5 refill strips and .30 fl. oz. Universal Cement. Carded. 5/master.

**15-184** 4" length. 20/box.

**15-191** 4" length. 30 strings. Carded. 4/master.

**15-280** 4" length. 60/box.

**15-206** 7" length. 50/box.

**15-207** 7-1/2". 50/box. Heavy Duty.

### Steel Belted Radial Truck Insert

Heavy duty inserts for emergency repairs of nail holes in truck tires.

**15-281** 7" length. 30/box.

## Plug-N-Patch Repair Units

Designed specifically for speed rated radial and bias ply tires. Round molded rubber with built-in straight pin to repair nail and screw hole injuries on autos and/or trucks.

**15-295 Small.** 1/8" stem size. Box of 48.

**15-296 Medium.** 1/4" stem size. Box of 20.

**15-297 Large.** 3/8" stem size. Box of 15.

**15-298 Repair kit.** Contains 1 small patch, 1 medium patch and .30 oz. cement. Carded. 5/master.

## Reinforced Unitized Boots *(not for use on tubeless tires)*

Right angle cord construction uses high tensile cords for strength. Won't dry out or self-cure. May be used with cement or a spotter.

Part No.	Quantity	Type	Size	Ply
<b>13-126</b>	1/bag	Small	4-1/2"	2
<b>13-127</b>	1/bag	Medium	6"	2
<b>13-128</b>	1/bag	Med. Large	7-3/8"	3

## Repair Units

Part No.	Quantity	Size	Ply
<b>Radial.</b>	For radial tires only. Has 4 centering lines and bead arrow.		
<b>13-310</b>	20	2-1/4" x 3"	1
<b>13-312</b>	10	2-3/4" x 4-1/2"	2
<b>13-320</b>	10	3" x 4-1/8"	2
<b>Universal.</b>	For bias ply and radial tires. Use with Cam-Cure® cement.		
<b>13-451</b>	30	2-1/2"	1
<b>Repair Kit.</b>	Contains 2 universal patches and .30 oz. cement.		
<b>13-230</b>	Carded. 5/master.		

**Replacement Truck Inner Tube**

For use with truck tire size 700/750 R15/16. Valve Type TR-150  
**12-076** Retail Box. 2/master.

**Tire Repair Hand Tools**

**Super-Grip Open-Eye Needle**  
**15-224** Carded. 6/master.

**Super-Grip Tire Probe**  
**15-225** Carded. 6/master.

**Super-Grip Split-Eye Needle**  
**15-227** Carded. 12/master.

**Heavy Duty Truck Needle**  
**15-231** Carded. 6/master.  
**15-230** Replacement Shaft for 15-231. 1/box.

**T-Handle Spiral Cement Needle**  
**15-232** 12/box.

**Tire Marking Crayons**

**White Tire Lettering Stick**  
 Restores the white on hollow and raised letters on tires.  
**17-235** Carded. 5/master.

**Yellow Tire Marking Crayon**  
**17-236** Carded. 5/master.  
**17-253** 12 packs of 12 crayons each (17-236). Bulk. 144/box.

**Cotton Applicator Swab**  
**17-295** Carded. 12/master.

**Professional Stitchers**

**Heavy-Duty Stitchers**  
 With hardened steel wheel and varnished wooden handle.  
**17-244** 1/16" face x 1-1/2" diameter. Carded. 6/master.

**Combination Buffer/Stitcher**  
**17-237** Carded. 10/master.



12-076



15-225

15-224



15-231

15-227



15-232

15-230



17-236  
17-253

17-235



17-244

17-295



17-237

**WARNING:** To avoid serious eye injury, eye protection must be worn when using these tools.



18-259



18-264

18-260



12-075



12-085



12-077



12-089



12-086



12-287



12-090



12-092



12-093



17-883



12-095



12-097

## Buffing Cones

### Heavy Duty Automotive Buffing Cone

**18-259** 2-1/2" diameter. Maximum 25,000 RPM. Carded. 1/bag.

### Standard Automotive Buffing Cone

**18-260** 2" diameter. Maximum 25,000 RPM. Carded. 1/master.

## Professional Air Buffer

### Supreme High Speed Air Buffer

Light duty buffer for automotive tires and tubes. Maximum 10,000 RPM.

**18-264** 1/box.

## Cement

### Non-Flammable

**12-075** Universal Cement. 1 oz. tube. Carded. 6/master.

**12-077** Universal Cement. 2 oz. tube. Carded. 5/master.

**12-085** Universal Cement. 1/4 pint (4 oz.) can. 24/master.

**12-086** Universal Cement. 1/2 pint (8 oz.) can. 6/master.

**12-089** Universal Cement. 1 quart (32 oz.) can. 12/master.

### Flammable

**12-287 Cam-Cure®** Flammable Cement. For professional use. Chemical Vulcanizing. 1/2 pint (8 oz.) can. 24/master.

## Chemicals & Sealants

### Tire Bead Sealer

Prevents bead leaks and eases tire installation. Includes brush in cap.

**12-090** 1 quart can. 12/master.

### Liquid Tire Buffer/Cleaner

Used to clean rubber so patches will adhere properly. Use prior to all power buffing. Nonflammable.

**12-092** 1 quart can. 12/master.

**12-093** 16 oz. aerosol can. 12/master.

### "Stuf" Tire Mounting Lubricant with Rust Inhibitor

Stops rubber squeaks, is safe and easy to use. Mixes with warm water.

**12-095** 8 lb. pail. 4/master.

### Rubber Lubricant

Cleans and preserves tires, rubber parts, floor mats and vinyl tops.

**12-097** 1 gallon bottle. 4/master.

## Manual Air Pumps

### High Volume Hand Pump

Quick release stem fitting fits both Schrader and Presta valves. Equipped with 24" hose and folding feet for easy storage. Works up to 160 PSI.

**17-883** Carded. 2/master.



### 50 Piece Roadside Safety Kit

Contains: Reflective warning triangle, zip ties, foldable shovel, battery jumper cables, first aid kit, LED flashlight, utility gloves, multi-tool, and emergency blanket.

**41-053** Carded. 2/master.

### Chrome Sleeve Snap-In Valves

Used for .453" diameter rim holes. Do not use on tires that exceed 65 PSI or on rims that exceed .156" thickness.

**TR 413.** 1-1/4" effective length.

**30-136** 4 pack. Carded. 10/master.

### Chrome Sleeve and Nut Dress-Up Kits

Used to dress up rubber snap-in valves. Includes 4 sleeves and 4 nuts.

**30-316-4** Fits TR 413. 4 pack. Carded. 5/master.

### Snap-In Valves for .453 Rim Holes

Fits smaller wheel sizes like hand trucks, wheelbarrows, golf carts and other specialty vehicles with .453" diameter rim hole. Maximum 60 PSI.

**TR 412.** 7/8" effective length.

**30-412-2** 2 pack. Carded. 10/master.

**30-412-50** Bulk. 50/box.

**30-412-500** Bulk. 500/box.

**TR 413.** 1-1/4" effective length.

**30-413-2** 2 pack. Carded. 5/master.

**30-413-10** 10/box.

**30-413-50** Bulk. 50/box.

**30-413-500** Bulk. 500/box.

**TR 414.** 1-1/2" effective length.

**30-414-2** 2 pack. Carded. 5/master.

**30-414-10** 10/box.

**30-414-50** Bulk. 50/box.

**30-414-500** Bulk. 500/box.

**TR 418.** 2" effective length.

**30-418-2** 2 pack. Carded. 5/master.

**30-418-10** 10/box.

**30-418-50** Bulk. 50/box.

**30-418-500** Bulk. 500/box.

**TR 423.** 2-1/2" effective length.

**30-423-50** Bulk. 50/box.

### TPMS Snap-In Valves for .453 Rim Holes

For use only on vehicles with tire pressure monitoring systems (TPMS).

**TR 413.** 1 1/4" effective length.

**30-427** Carded. 4/master.





## Snap-In Valves for .625 Rim Holes

**TR 415.** 1-1/4" effective length.

**30-415-2** 2 pack. Carded. 5/master.

**30-415-10** 10/box.

**30-415-50** Bulk. 50/box.

**30-415-500** Bulk. 500/box.

**TR 425.** 2" effective length.

**30-425-4** 4 pack. Carded. 5/master.

**30-425-10** 10/box.

**30-425-50** Bulk. 50/box.

## High Pressure Snap-In Valves

Maximum 80 PSI. Fits .453" rim holes. Not for rims over .205" thick.

**TR 600HP.** 1.27" effective length.

**30-600-10** 10/box.

**30-600-50** Bulk. 50/box.

**TR 602HP.** 2" effective length.

**30-602-50** Bulk. 50/box.

## Tire Valves

**TR 430.** Tubeless Clamp-In Motorcycle Valve

Fully threaded stem for use on many rim thicknesses. O-ring seal.

1-3/16" effective length. Fits .327" valve hole.

**30-430-10** 10/box.

**5991B.** High Performance Tire Valve

Chrome plated clamp-in valves are easily installed in all types of passenger car wheels with .453" or .625" valve holes.

**30-445** Carded. 5/master.

**TR 416.** Clamp-In Tubeless Tire Valves. 1-1/4" effective length.

Nickel plated metal valves for passenger cars, light trucks and industrial rims with .453" or .625" valve holes. Rubber grommet forms a seal when valve is clamped to rim. Maximum 130 PSI. Includes 2 rubber grommets.

**30-463** Carded. 10/master.

**30-463-50** Bulk. 50/box.

**TR 416.** Clamp-In Tubeless Tire Valve. 2" effective length.

**30-461-50** Bulk. 50/box.

**TR 417.** Clamp-In Valve for Front Wheel Drive

Use on Cadillac El Dorado and Oldsmobile Toronado through 1978.

**30-472-5** 5/box.

**TR 13** Tube Type Passenger Valves

Special compound cushion gum base allows bonding of valve to the tube using hot or cold (chemical bond). 1-3/8" effective length. Shank diameter .406"

**31-013-5** 5/box.

**Tire Valves (cont.)**

**Rim Hole Bushing**

Used to reduce the size of large rim holes so TR 13 valves fit more snugly.

**31-336-100** Bulk. 100/box.

**Straight Clamp-In Valves**

For one-piece drop center rims with 5/8" diameter side-mount valve holes.

**TR 501.** 1-1/2" effective length.

**32-205-10** 10/box.

**TR 500.** 2" effective length.

**32-200-10** 10/box.

**TR 570.** 3-1/8" effective length.

**32-201-10** 10/box.

**TR 571.** 3-3/8" effective length.

**32-202-10** 10/box.

**TR 572.** 3-3/4" effective length.

**32-203-10** 10/box.

**32-203-100** Bulk. 100/box.

**TR 573.** 4-3/8" effective length.

**32-204-10** 10/box.

**32-204-100** Bulk. 100/box.

**Truck Tubeless Valves**

Fits 9.7 mm (.382") rim holes. Rubber O-ring forms a seal when valve is clamped to rim. Designed specifically for aluminum wheels. 60° bend.

**32-543-10** TR 543D. 2.31" effective length. 10/box.

**32-547-10** TR 545D. 3.5" effective length. 10/box.

**Import Truck Tubeless Valves (ETRO)**

Used on Volvo, Mac and Iveco imported trucks. Fits 9.7 mm (.382") rim holes. Includes O-ring, nut, core and cap. 27° bend.

**32-608-10** ETRO V3-20-4. 10/box.

**Tubeless Tractor Valve**

Has removable core housing. Complete with core housing, valve core, cap, hex nut, washer and rubber grommet.

**34-221-5** TR 618A. 1-7/8" effective length. 5/box.

**Air-Liquid Core Housing**

Screws into air-liquid valves and extensions. Features O-ring seal.


**34-963-10** TR CH-3. 10/box.




31-336



32-200  
32-205



32-201  
32-202  
32-203



32-204



32-543  
32-547



32-608



34-221



34-963



## Tire Valves (cont.)

### Fluid Adapter Set

Permits fast filling of tires for ballast. Fits all standard bore air/water valves. Includes extra bushings for standard (.305"-32) and old-style (.406"-26) valves. Button valve on side releases air displaced by fluid.

**34-955** 1/bag.

### Valve Adapters. Convert large bore valves to standard bore.

**37-080** Uses outer valve threads. 5/box.

**37-096** Uses inner valve threads. 5/box.

## Valve Extensions

### Double Sealing Extension. Has 2 O-rings for high pressure applications.

**38-313-50** Bulk. 50/box.

**38-313-250** Bulk. 250/box.

### Chrome Plated Brass Extension. 3/4" effective length.

**38-314-50** Bulk. 50/box.

### Chrome Plated Brass Extension. 1-1/4" effective length.

**38-315-4** 4 pack. Carded. 5/master.

**38-315-50** Bulk. 50/box.

### Black Plastic Extension. 1-1/4" effective length.

**38-325-4** 4 pack. Carded. 5/master.

**38-325-50** Bulk. 50/box.

### Dual Wheel Valve Extension. 7" effective length.

Provides easy access to inner dual wheels on motor homes and other vehicles with small dual wheels. Includes clamp to secure hose to wheel.

**38-400** Carded. 2/master.

### Standard Truck Extensions

Screws onto standard valve cap to make mouth more accessible for service.

**38-430-10** 3-1/16" effective length. 10/box.

**38-432-10** 6-1/16" effective length. 10/box.

**38-436-10** 5-1/16" effective length. 10/box.

**38-476-10** 2-7/32" effective length. 10/box.

**38-477-10** 3-1/8" effective length. 10/box.

**38-478-10** 4-1/8" effective length. 10/box.

### Bent Metal Extension

**38-483-10** 1-1/2" effective length. 90° angle. 10/box.

## Valve Caps

### Plastic Valve Cap – VC8

Black plastic caps with seal. Can be used with TPMS valves.

**38-505** 4 pack. Carded. 5/master. Short.

**38-505-100** Bulk. 100/box. Short.

**38-505-500** Bulk. 500/box. Short.

**38-507** 4 pack. Carded. 6/master. Long.

### Nitrogen Valve Caps

Green plastic caps with seal. Can be used with TPMS valves.

**38-510** 4 pack. Carded. 5/master.

**38-510-100** Bulk. 100/box.

**Valve Caps** (cont.)

**Aluminum Valve Caps – VC3**

For tire valve dress up. Can be used with TPMS valves.

- 38-511** 4 pack. Carded. 5/master. Blue.
- 38-513** 4 pack. Carded. 5/master. Silver.
- 38-515** 4 pack. Carded. 5/master. Black.
- 38-517** 4 pack. Carded. 5/master. Red.

**Screwdriver Valve Cap – VC2**

All-purpose cap with screwdriver top for removing and inserting valve cores. Fits .305"–.32 threads on standard type valves.

- 38-600-4** 4 pack. Carded. 5/master.
- 38-600-100** Bulk. 100/box.

**Standard Dome Valve Cap – VC3**

Dome-shaped top and guide on skirt for easy application to valve threads.

- 38-772-4** 4 pack. Carded. 5/master.
- 38-772-100** Bulk. 100/box.
- 38-772B-1000** Same as 38-772 but with black finish. Bulk. 1000/box.

**Chrome Hex Valve Caps**

For use on chrome sleeve and high performance valves. Heat resistant.

- 38-712-4** 4 pack. Carded. 5/master.
- 38-712-100** Bulk. 100/box.

**Heavy Duty Valve Caps**

Heavy duty cap with special heat resistant rubber washer. Has guide on skirt for easy application to valve threads. 0–250 PSI. –40–200 degree operating temperature. Nickel plated

- 38-750-100** Bulk. 100/box.

**Hex-Shaped Valve Cap**

Made from hexagon rod for wrench application. Special sealing washer for high pressure use. Conforms to Military Spec. MIL-C-5000 and MS-20813.

- 38-714-100** Bulk. 100/box.

**Valve Cores**

**Standard Valve Core**

Recommended for truck, bus and commercial applications. All have .206"–.208 threads and are compatible with existing USA, ETRTO and ISO standards. Meets specifications ZZ-V-25 and TR C-1.

- 38-790-4** 4 pack. Carded. 5/master.
- 38-790-100** Bulk. 100/box.
- 38-790-1000** Bulk. 1000/box.

**Aircraft Shock Strut Valve Core**

Meets specifications AN-809-1 and MIL-C-5499. Maximum 2000 PSI. 0–165° F operating temperature. 100 PSI opening pressure.

- 38-805-100** Bulk. 100/box.

**Hydraulic Accumulator Valve Core**

Meets specifications AN-809-1 and MIL-C-5499. Maximum 2000 PSI. 0–165° F operating temperature. 70 PSI opening pressure.

- 38-810-100** Bulk. 100/box.



38-511



38-513



38-515



38-517



38-600



38-772



38-712



38-714



38-750



38-790



38-805



38-810



## Valve Cores *(cont.)*

### Airplane Valve Core

For high pressure, heat-resisting applications. Meets specifications MIL-V-27317 and TR C-4. Maximum 400 PSI. -65-350° F operating temperature. 70 PSI opening pressure.

**38-825-100** Bulk. 100/box.

### General Purpose Valve Core

Meets specifications ZZ-V-25 and TR C-1. Maximum 200 PSI. -40-225° F operating temperature. 60 PSI opening pressure.

**38-830-100** Bulk. 100/box.

### Large Bore Valve Core

Has .305" -32 threads and is compatible with existing USA standards for large bore valve housings. Meets specification TR C-2. 0-200 PSI.

**37-828-10** 10/box.

## Tire Service Tools

### Tread Depth Gauge

Steel indicator bar. Calibrated from 0 - 1" in 1/32" increments and 0-25mm in 1mm increments. Includes handy pocket clip.

**40-395** Carded. 5/master.

**40-395-100** Bulk. 100/box.

### 4-Way Tire Valve Repair Tool

Repairs core and stem threads. Has core screwdriver and broken core extractor. Sturdy all metal construction.

**41-067** Carded. 5/master.

**41-067-20** 20/box.

### Double-Use Tool

For deflating tire tubes and core removal.

**41-068** Carded. 10/master.

### Valve Core Extracting Tool

Simplifies removal of old cores that are difficult to unscrew.

**41-444** Carded. 10/master.

**41-444T** Carded. 4/master. With torque function.

### Valve Fishing Tool

Centers valve in rim hole while mounting tires. For use on .453" and .625" rim holes.

**41-466** Carded. 5/master.

### Valve Core Extracting Tool

Heavy duty all metal construction.

**41-469** Carded. 10/master.

### Tubeless Tire Valve Inserting Tool

Used for installation and removal of rubber snap-in valves.

**41-506** Carded. 5/master.

### Valve Cap & Core Remover

Grips and holds core bridge and cap to provide means of inserting cores in hard-to-reach valves.

**8769A** (Amflo) 1/box.

All of the most popular tire repair products in one display. Includes all of the top selling patches, repair tools and cements.

**Tire Repair Display**  
96-213

**Part # Qty. Description**

**PEGGED ITEMS**

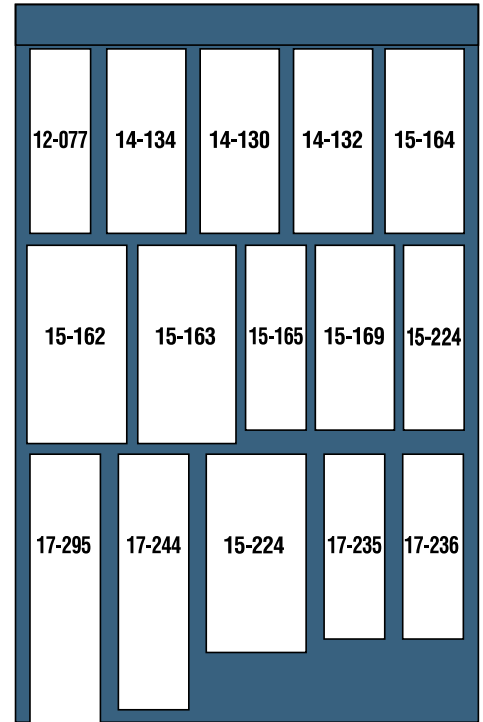
12-077	1	UNIVERSAL CEMENT,2 OZ
14-134	1	FOIL BACK REPAIR KIT
14-130	1	TUBE TIRE REPAIR KIT
14-132	1	DIY TIRE REPAIR KIT
15-164	1	EMERGENCY REFILL KIT
15-162	1	SUPER-GRIP TIRE REPAIR KIT
15-163	1	EMERGENCY TIRE REPAIR KIT
15-165	1	RADIAL REPAIR KIT
15-169	1	PERMA-STRIP PATCH
15-224	1	OPEN-EYE REPAIR NEEDLE
17-295	1	COTTON APPLICATOR SWAB
17-244	1	PROF STITCHER,1/14"FACE X 1-1/2"
15-224	1	SUPER-GRIP OPEN-EYE NEEDLE
17-235	1	WHITE TIRE LETTERING STICK
17-236	1	YELLOW TIRE MARKING CRAYON

**BASKET ITEMS – NO POSITION ASSIGNED**

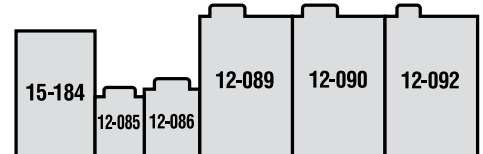
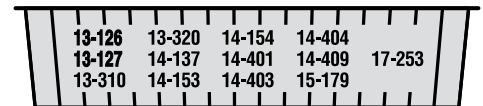
13-126	1	TIRE REPAIR BOOT,4-1/2"
13-127	1	TIRE REPAIR BOOT,6"
13-310	1	RADIAL REPAIR UNIT,2-1/4"X3"
13-320	1	RADIAL REPAIR UNIT,3"X4-1/8"
14-137	1	RADIAL PATCH,2-1/4"
14-153	1	BIAS PLY PATCH,2-1/4"
14-154	1	BIAS PLY PATCH,3-1/8"
14-401	1	FOIL BACK PATCH,1-1/2"
14-403	1	FOIL BACK PATCH,2-1/8"
14-404	2	FOIL BACK PATCH,3-1/8"
15-179	1	PERMA-STRIP PATCH
17-253	12	YELLOW TIRE CRAYONS,12 PK

**SHELF ITEMS – NO POSITION ASSIGNED**

15-184	1	4"RADIAL INSERTS
12-085	1	UNIVERSAL CEMENT,4 OZ
12-086	1	UNIVERSAL CEMENT,8 OZ
12-089	1	UNIVERSAL CEMENT,1 QT
12-090	1	BEAD SEALER,1 QT
12-092	1	LIQUID BUFFER/CLEANER,1 QT



**BASKET CONTAINS:**



## Tire Maintenance Center

96-610-02 (Product Only)

Can be purchased as part of a two-sided rack with popular air accessories – part number 96-610.

17-509	17-521	17-519	17-525	17-545
14-134	14-130	17-527	17-551	
15-165	15-169	38-505	38-507	386004
		387124	303184	387904
40-395	41-067	383254	383144	383154

Includes tire gauges, tire patching materials and the most popular tire extensions, caps, cores and sleeves.

Part #	Qty.	Description
17-509	3	TIRE GAUGE, STANDARD
17-521	3	TIRE GAUGE, LOW PRESSURE
17-519	3	TIRE GAUGE, TRUCK
17-525	3	TIRE GAUGE, TRUCK, DUAL FOOT
17-545	2	TIRE GAUGE, DUAL FOOT SERVICE
14-134	3	FOIL BACK REPAIR KIT
14-130	3	TUBE TIRE REPAIR KIT
17-527	3	TIRE GAUGE, BICYCLE
17-551	3	TIRE GAUGE, DIAL
15-165	3	RADIAL REPAIR KIT
15-169	3	PERMA-STRIP PATCH
38-505	3	PLASTIC VALVE CAP, VC8
38-507	3	LONG PLASTIC VALVE CAP
38-600-4	3	VALVE CAP, SCREWDRIVER TYPE
38-712-4	3	HEX VALVE CAP
30-318-4	3	CHROME VALVE SLEEVES
38-790-4	3	VALVE CORE, TR C-1
40-395	3	TREAD DEPTH GAUGE
41-067	3	TIRE VALVE REPAIR TOOL
38-325-4	3	PLASTIC VALVE EXTENSION, 1-1/4"
38-314-4	3	VALVE EXTENSION, 3/4"
38-315-4	3	VALVE EXTENSION, 1-1/4"

## Tire Maintenance Center

96-650-13 (Product Only)

Can be purchased as part of a four-sided rack with popular air accessories – part number 96-650.

38-505	38-600-4	38-712-4	38-772-4	38-790-4
38-507	38-510	38-900	38-325-4	38-315-4
30-413-2	30-414-2	30-415-2	30-418-2	30-445
30-316-4	12-077	14-130	15-165	15-169
41-067				
14-134	17-236	40-395	41-466	15-162

Includes the most popular patching materials, valves, caps, tools and other tire repair accessories.

Part #	Qty.	Description
38-505	2	PLASTIC VALVE CAP, VC8
38-600-4	2	SCREWDRIVER TYPE VALVE CAP, VC2
38-712-4	2	HEX VALVE CAP
38-772-4	2	DOME TYPE CAP, VC3
38-790-4	2	VALVE CORE, C-1
38-507	2	LONG BLACK PLASTIC VALVE CAP
38-510	2	GREEN PLASTIC VALVE CAP
38-900	2	TANK VALVE, 1/8" MNPT
38-325-4	2	PLASTIC VALVE EXTENSION, 1-1/4"
38-315-4	2	VALVE EXTENSION, 1-1/4"
30-413-2	2	SNAP-IN VALVE, TR413
30-414-2	2	SNAP-IN VALVE, TR414
30-415-2	2	SNAP-IN VALVE, TR415
30-418-2	2	SNAP-IN VALVE, TR418
30-445	2	HIGH PERFORMANCE TIRE VALVE
30-316-4	2	CHROME VALVE SLEEVES, TR413
12-077	3	UNIVERSAL CEMENT, 2 OZ
14-130	3	TUBE TIRE REPAIR KIT
15-165	3	RADIAL REPAIR KIT
15-169	3	PERMA-STRIP PATCH
41-067	2	TIRE VALVE REPAIR TOOL
14-134	3	FOIL BACK REPAIR KIT
17-236	2	YELLOW TIRE MARKING CRAYON
40-395	1	TREAD DEPTH GAUGE
41-466	1	VALVE FISHING TOOL
15-162	2	SUPER-GRIP TIRE REPAIR KIT



Part #	Description	Page
<b>SEALANTS</b>		
12-080	8oz Bottle Sealant	3
12-081	16oz Bottle Sealant	3
12-082	24oz Bottle Sealant	3
12-083	32oz Bottle Sealant	3
12-071	8oz Aerosol Sealant	3
12-073	16oz Aerosol Sealant	3
12-074	20oz Aerosol Sealant	3
<b>INFLATORS AND PUMPS</b>		
16-225	Premium Dial Inflator, 12v	4
16-230	Top-Off Mini Inflator, 12v	4
16-235	Deluxe Digital Inflator, 12v	4
16-240	Rechargeable Heavy Duty Inflator, Battery	5
16-245	Heavy Duty Digital Inflator, 12v	5
16-250	Tankless Wall-Mount Inflator, 120v	5
17-883	High Volume Hand Pump	14
<b>TIRE GAUGES</b>		
17-509	Standard Tire Gauge (10-50 PSI)	6
17-509P	Standard Tire Gauge (10-50 PSI), Pattern Finish	6
17-509C	Standard Tire Gauge (10-50 PSI), Colored	6
17-517	Tractor Tire Gauge (5-45 PSI)	6
17-521	Low Pressure Tire Gauge (1-20 PSI)	6
17-519	High Pressure Tire Gauge (20-120 PSI)	6
17-580	Mini Tire Gauge w/ Magnet (10-50 PSI), Colored	6
17-527	Bicycle Tire Gauge (20-120 PSI), Red	6
17-523	Easy Reach Tire Gauge (10-50 lbs.)	6
96-520	10-Piece Tire Gauge Display (17-509)	6
96-540	10-Piece Tire Gauge Display (17-519)	6
17-525	Dual Foot Truck Gauge (20-120 PSI)	7
17-525B	Dual Foot Truck Gauge (20-120 PSI), Bulk	7
17-545	Dual Foot Service Tire Gauge (10-150 PSI)	7
903D	Dual Foot Tire Gauge with Metal Bar (10-150 PSI)	7
17-548	Straight-On Dual Foot Service Tire Gauge (10-150 PSI), Black	7
17-565	Straight-On Dual Foot Service Tire Gauge (10-150 PSI)	7
17-551	Dial Tire Gauge (10-60 PSI)	8
17-561	Dial Tire Gauge w/ Magnet (0-60 PSI)	8
17-563	Dial Tire Gauge w/ Magnet (0-60 PSI), Rubber Bumper	8
17-567	Mini Dial Tire Gauge (5-60 PSI)	8
17-569	Professional Dial Tire Gauge (5-100 PSI)	8
17-555	Dial Truck Tire Gauge (10-160 PSI)	8
17-581	9-in-1 Digital Gadget Gauge (5-150 PSI)	9
17-582	5-in-1 Digital Gadget Gauge (5-150 PSI)	9
17-583	5-in-1 Carabiner Digital Gadget Gauge (4-140 PSI)	9

<b>TIRE GAUGES – cont'd</b>		
17-584	4-in-1 Keychain Digital Gadget Gauge (5-100 PSI)	9
17-557	Digital Tire Pressure & Tread Depth Gauge (5-99 PSI)	9
17-537	Digital Tire Gauge (5-99 PSI)	9
<b>TIRE REPAIR KITS</b>		
15-159	Super-Grip Emergency Tire Repair Kit w/ Tire Gauge	10
15-162	Super-Grip Emergency Tire Repair Kit w/ Cement	10
15-163	Emergency Repair Kit	10
15-165	Emergency Repair Radial Tire Kit	10
15-169	Perma-Strip® Repair Kit	10
15-262	Emergency Off-Road Tire Repair Kit	10
15-282	Heavy Duty Truck Tire Emergency Repair Kit	10
15-177	31 Piece Tire Repair Toolbox	10
15-181	46 Piece Deluxe Tire Repair Toolbox	10
<b>PATCHES</b>		
11-004	Bicycle Tube Foil-Back Repair Kit	11
14-130	Chembond® Tube Tire Repair Kit	11
14-152	Chembond® Tube Tire Repair, 1-5/8" round	11
14-153	Chembond® Tube Tire Repair, 2-1/4" round	11
14-154	Chembond® Tube Tire Repair, 3" round	11
14-159	Chembond® Tube Tire Repair, 2-5/8" x 5-3/4" Oval	11
14-132	Radial Tire Repair Kit	11
14-137	Radial Tire Repair, 2-1/4" round	11
14-139	Radial Tire Repair, 3-1/4" round	11
14-140	Radial Tire Repair, 3-7/8" round	11
14-134	Foil-Back Repair Kit	11
14-401	Foil-Back Repair, 1-1/2" round	11
14-403	Foil-Back Repair, 2-1/8" round	11
14-404	Foil-Back Repair, 2-3/4" round	11
11-007	41 Piece Deluxe TruePatch™ Kit	11
<b>STRINGS, PLUGS, BOOTS, INNER TUBES</b>		
15-179	Perma Strip® Repair, 1/4" x 2"	12
15-161	10 Replacement Strings.	12
15-164	5 Refill Strips, .30 fl oz. Universal Cement	12
15-191	30 Strings	12
15-184	Radial Inserts, 4" length	12
15-280	Radial Inserts, 4" length	12
15-206	String Repairs, 7" length	12
15-207	Heavy Duty String Repairs, 7-1/2" length	12
15-281	Steel Belted Radial Truck Insert, 7" length	12
15-295	Plug-N-Patch Repair, 1/8" stem	12
15-296	Plug-N-Patch Repair, 1/4" stem	12
15-297	Plug-N-Patch Repair, 3/8" stem	12
15-298	Plug-N-Patch Repair Kit	12

Part #	Description	Page
<b>STRINGS, PLUGS, BOOTS, INNER TUBES – cont'd</b>		
13-126	Reinforced Unitized Repair Boots, 4-1/2" size	12
13-127	Reinforced Unitized Repair Boots, 6" size	12
13-128	Reinforced Unitized Repair Boots, 7-3/8" size	12
13-310	Radial Repair Unit, 2-1/4" x 3"	12
13-312	Radial Repair Unit, 2-3/4" x 4-1/2"	12
13-320	Radial Repair Unit, 3" x 4-1/8"	12
13-451	Universal Repair Unit, 2-1/2"	12
13-230	Universal Repair Unit Kit	12
12-076	Replacement Truck Inner Tube	13
<b>TIRE REPAIR TOOLS</b>		
15-224	Super-Grip Open-Eye Needle	13
15-255	Super-Grip Tire Probe	13
15-227	Super-Grip Split-Eye Needle	13
15-231	Heavy Duty Truck Needle	13
15-230	Heavy Duty Replacement Shaft for 15-231	13
15-232	Spiral T-Handle Cement Needle	13
17-235	White Tire Lettering Stick/Crayon	13
17-236	Yellow Tire Marking Crayon	13
17-253	Yellow Tire Marking Crayon, Bulk	13
17-295	Cotton Applicator Swab	13
17-244	Heavy-Duty Stitcher	13
17-237	Combination Buffer/Stitcher	13
18-259	Heavy Duty Automotive Buffing Cone	14
18-260	Standard Automotive Buffing Cone	14
18-264	Supreme High Speed Air Buffer	14
<b>CHEMICALS AND SEALANTS</b>		
12-075	Non-Flammable Universal Cement, 1 oz. tube	14
12-077	Non-Flammable Universal Cement, 2 oz. tube	14
12-085	Non-Flammable Universal Cement, 4 oz. can	14
12-086	Non-Flammable Universal Cement, 8 oz. can	14
12-089	Non-Flammable Universal Cement, 1 qt. can	14
12-287	Cam-Cure® Flammable Cement, 8 oz. can	14
12-090	Tire Bead Sealer, 1 qt. can	14
12-092	Liquid Tire Buffer/Cleaner, 1 qt. can	14
12-093	Liquid Tire Buffer/Cleaner, 16 oz. aerosol can	14
12-095	"Stuf" Tire Mounting Lubricant with Rust Inhibitor, 8 lb.	14
12-097	Rubber Lubricant, 1 gal.	14
<b>EMERGENCY KITS</b>		
41-053	50 Pc. Roadside Safety Kit	15

<b>TIRE VALVES</b>		
30-136	Chrome Sleeve Snap-In Valves, TR413	15
30-316-4	Chrome Sleeve and Nuts, Fits TR413	15
30-412-2	Snap-In Valves for .453 Rim Holes, TR412, 7/8"	15
30-412-50	Snap-In Valves for .453 Rim Holes, TR412, 7/8"	15
30-412-500	Snap-In Valves for .453 Rim Holes, TR412, 7/8"	15
30-413-2	Snap-In Valves for .453 Rim Holes, TR413, 1-1/4"	15
30-413-10	Snap-In Valves for .453 Rim Holes, TR413, 1-1/4"	15
30-413-50	Snap-In Valves for .453 Rim Holes, TR413, 1-1/4"	15
30-413-500	Snap-In Valves for .453 Rim Holes, TR413, 1-1/4"	15
30-414-2	Snap-In Valves for .453 Rim Holes, TR414, 1-1/2"	15
30-414-10	Snap-In Valves for .453 Rim Holes, TR414, 1-1/2"	15
30-414-50	Snap-In Valves for .453 Rim Holes, TR414, 1-1/2"	15
30-414-500	Snap-In Valves for .453 Rim Holes, TR414, 1-1/2"	15
30-418-2	Snap-In Valves for .453 Rim Holes, TR418, 2"	15
30-418-10	Snap-In Valves for .453 Rim Holes, TR418, 2"	15
30-418-50	Snap-In Valves for .453 Rim Holes, TR418, 2"	15
30-418-500	Snap-In Valves for .453 Rim Holes, TR418, 2"	15
30-423-50	Snap-In Valves for .453 Rim Holes, TR423, 2-1/2"	15
30-427	Snap-In Valves for .453 Rim Holes, 1-1/4", TPMS	15
30-415-2	Snap-In Valves for .625 Rim Holes, TR415, 1-1/4"	16
30-415-10	Snap-In Valves for .625 Rim Holes, TR415, 1-1/4"	16
30-415-50	Snap-In Valves for .625 Rim Holes, TR415, 1-1/4"	16
30-415-500	Snap-In Valves for .625 Rim Holes, TR415, 1-1/4"	16
30-425-4	Snap-In Valves for .625 Rim Holes, TR425, 2"	16
30-425-10	Snap-In Valves for .625 Rim Holes, TR425, 2"	16
30-425-50	Snap-In Valves for .625 Rim Holes, TR425, 2"	16
30-600-10	High Pressure Snap-In Valves, TR600HP, 1.27" length	16
30-600-50	High Pressure Snap-In Valves, TR600HP, 1.27" length	16
30-602-50	High Pressure Snap-In Valves, TR602HP, 2" length	16
30-430-10	Tubeless Clamp-In Motorcycle Valve, TR430, 1-3/16" length	16
30-445	High Performance Clamp-In Tire Valve, 599IB	16
30-463	Clamp-In Tubeless Tire Valves, TR416, 1-1/4" length	16
30-463-50	Clamp-In Tubeless Tire Valves, TR416, 1-1/4" length	16
30-461-50	Clamp-In Tubeless Tire Valves, TR416, 2" length	16
30-472-5	Clamp-In Tubeless Tire Valves, TR417	16
31-013-5	Tube Type Passenger Valves, TR13, 1-3/8" length	16
31-336-100	Rim Hole Bushing, for TR13 Valves	17
32-200-10	Straight Clamp-In Valves, TR500, 2" length	17
32-201-10	Straight Clamp-In Valves, TR570, 3-1/8" length	17

Part #	Description	Page
<b>TIRE VALVES – cont'd</b>		
32-202-10	Straight Clamp-In Valves, TR571, 3-3/8" length	17
32-203-10	Straight Clamp-In Valves, TR572, 3-3/4" length	17
32-203-100	Straight Clamp-In Valves, TR572, 3-3/4" length	17
32-204-10	Straight Clamp-In Valves, TR573, 4-3/8" length	17
32-204-100	Straight Clamp-In Valves, TR573, 4-3/8" length	17
32-205-10	Straight Clamp-In Valves, TR501, 1-1/2" length	17
32-543-10	Truck Tubeless Valves, TR543D, 2.31" length	17
32-547-10	Truck Tubeless Valves, TR545D, 3.5" length	17
32-608-10	Import Truck Tubeless Valves (ETRO), V3-20-4	17
34-221-5	Tubeless Tractor Valve, TR618A, 1-7/8" length	17
34-963-10	Air-Liquid Core Housing, TR-CH-3	17
34-955	Fluid Adapter Set	18
37-080	Valve Adapters, uses outer valve thread	18
37-096	Valve Adapters, uses inner valve thread	18
<b>VALVE EXTENSIONS</b>		
38-313-50	Double Sealing Valve Extension	18
38-313-250	Double Sealing Valve Extension	18
38-314-50	Chrome Plated Brass Valve Extension, 3/4" length	18
38-315-4	Chrome Plated Brass Valve Extension, 1-1/4" length	18
38-315-50	Chrome Plated Brass Valve Extension, 1-1/4" length	18
38-325-4	Black Plastic Valve Extension, 1-1/4" length	18
38-325-50	Black Plastic Valve Extension, 1-1/4" length	18
38-400	Dual Wheel Valve Extension, 7" length	18
38-430-10	Standard Truck Extensions, 3-1/16" length	18
38-432-10	Standard Truck Extensions, 6-1/16" length	18
38-436-10	Standard Truck Extensions, 5-1/16" length	18
38-476-10	Standard Truck Extensions, 2-7/32" length	18
38-477-10	Standard Truck Extensions, 3-1/8" length	18
38-478-10	Standard Truck Extensions, 4-1/8" length	18
38-483-10	Bent Metal Extension, 1-1/2" length	18
<b>VALVE CAPS</b>		
38-505	Plastic Valve Cap – VC8	18
38-505-100	Plastic Valve Cap – VC8	18
38-505-500	Plastic Valve Cap – VC8	18
38-507	Plastic Valve Caps. Long	18
38-510	Nitrogen Valve Caps	18
38-510-100	Nitrogen Valve Caps	18
38-511	Aluminum Valve Caps, Blue	19
38-513	Aluminum Valve Caps, Silver	19
38-515	Aluminum Valve Caps, Black	19

<b>VALVE CAPS – cont'd</b>		
38-517	Aluminum Valve Caps, Red	19
38-600-4	Screwdriver Valve Cap – VC2, .305"-32 threads	19
38-600-100	Screwdriver Valve Cap – VC2, .305"-32 threads	19
38-772-4	Standard Dome Valve Cap – VC3	19
38-772-100	Standard Dome Valve Cap – VC3	19
38-772B-1000	Standard Dome Valve Cap – VC3	19
38-712-4	Chrome Hex Valve Caps	19
38-712-100	Chrome Hex Valve Caps	19
38-750-100	Heavy Duty Valve Caps, Nickel Plated, 0-250 PSI	19
38-714-100	Hex-Shaped Valve Cap	19
<b>VALVE CORES</b>		
38-790-4	Standard Valve Core, .206"-36 threads	19
38-790-100	Standard Valve Core, .206"-36 threads	19
38-790-1000	Standard Valve Core, .206"-36 threads	19
38-805-100	Aircraft Shock Strut Valve Core, max 2000 PSI	19
38-810-100	Hydraulic Accumulator Valve Core, max 2000 PSI	19
38-825-100	Airplane Valve Core, max 400 PSI	20
38-830-100	General Purpose Valve Core	20
37-828-10	Large Bore Valve Core, .305"-32 threads	20
<b>TIRE SERVICE TOOLS</b>		
40-395	Tread Depth Gauge	20
40-395-100	Tread Depth Gauge	20
41-067	4-Way Tire Valve Repair Tool	20
41-067-20	4-Way Tire Valve Repair Tool	20
41-068	Double-Use Tool	20
41-444	Valve Core Extracting Tool	20
41-444T	Valve Core Extracting Tool, Torque Function	20
41-466	Valve Fishing Tool	20
41-469	Valve Core Extracting Tool	20
41-506	Tubeless Tire Valve Extracting Tool	20
8769A	Valve Cap & Core Remover	20
<b>MERCHANDISERS/DISPLAYS</b>		
96-213		21
96-610-02		22
96-650-13		22

**Amflö**

**TRÜ-FLATE™**

**LübriMatic®**



**EDELMANN®**

**ultraLUBE®**

 **PLEWS &  
EDELMANN**

1550 Franklin Grove Road, Dixon, IL 61021 USA  
Phone: 800-770-4639 • Fax: 815-673-7019  
[www.plews-edelmann.com](http://www.plews-edelmann.com)

©2016 Plews & Edelmann • Printed in the USA