

# TRIM-TEX®

## DRYWALL PRODUCTS

### Commercial & Residential Catalog



P: 1-800-874-2333

F: 1-800-644-0216

[www.Trim-Tex.com](http://www.Trim-Tex.com)

#51



TRIM-TEX INC.

## FOUNDED IN 1969

Joseph Koenig Sr.'s story, the Trim-Tex story, is a true example of the American dream: an immigrant who, through hard work and perseverance, built a better life for himself and his family. America has offered the Koenig family, who still owns and operates the company, the opportunity to provide 50 years of drywall innovations and manufacturing jobs for American workers.



As the industry leader, Trim-Tex will continue the traditions and values that founder, Joe Sr. instilled into Trim-Tex. These are a vital aspect of our business philosophy today and will continue to be passed down for generations to come. Trim-Tex takes immense pride in remaining a family-owned business and a proud U.S. manufacturer. Led today by CEO Joe Koenig, Jr. and a talented group of third generation team members, Trim-Tex will continue to innovate and provide drywall solutions for their customers, with the goal to remain the industry leader for the next 50 years to come.

Thank you to the dealers &  
trade professionals who built  
this industry!



# SHADOWS & REVEALS RADIUS CHART

These tables identify the minimum inside and outside radius a Shadow or Reveal bead requires to finish cleanly.

**Inside:** anything less than the minimum number will not work.

**Outside:** anything greater than the minimum number listed will not work.

REVEALS			
STOCK NO.	A+B SIZE	INSIDE	OUTSIDE
AS5150	¼" x ¼"	1'	1'
AS5170	¼" x ¾"	2'	2'
AS5130	⅜" x ⅜"	1'	2'
AS5160	½" x ¼"	6'	3'
AS5110	½" x ½"	6'	3'
AS5210	½" x ¾"	8'	6'
AS5310	½" x 1"	9'	4'
AS5315	½" x 2"	30'	15'
AS5320	⅝" x ½"	8'	4'
AS5325	⅝" x ⅝"	9'	4'
AS5330	⅝" x ¾"	17'	6'
AS5340	⅝" x 1"	24'	12'
AS5345	⅝" x 1½"	28'	12'
AS5350	⅝" x 2"	30'	15'
AS5110S	½" x ½"	6'	3'
AS5210S	½" x ¾"	8'	6'
AS5310S	½" x 1"	9'	4'
AS5320S	⅝" x ½"	8'	4'
AS5330S	⅝" x ¾"	17'	6'
AS5340S	⅝" x 1"	24'	12'

Z SHADOW			
STOCK NO.	A+B SIZE	INSIDE	OUTSIDE
AS5450	¼" x ½"	12'	20'
AS5410	½" x ¼"	12'	20'
AS5510	½" x ½"	12'	20'
AS5610	½" x ¾"	12'	20'
AS5650	½" x 1"	20'	40'
AS5710	⅝" x ¼"	12'	20'
AS5750	⅝" x ⅝"	12'	20'
AS5810	⅝" x ½"	20'	25'
AS6010	⅝" x ⅝"	20'	25'
AS5910	⅝" x ¾"	20'	25'
AS5960	⅝" x 1¼"	30'	60'
AS5510S	½" x ½"	12'	20'


F REVEALS			
STOCK NO.	A+B SIZE	INSIDE	OUTSIDE
AS8710	½" x ½"	7'	6'
AS8720	⅜" x ⅜"	5'	4'
AS8730	½" x ¾"	7'	6'
AS8740	½" x 1"	8'	6'
AS8750	⅝" x ⅝"	9'	7'



Inside Radius



Outside Radius

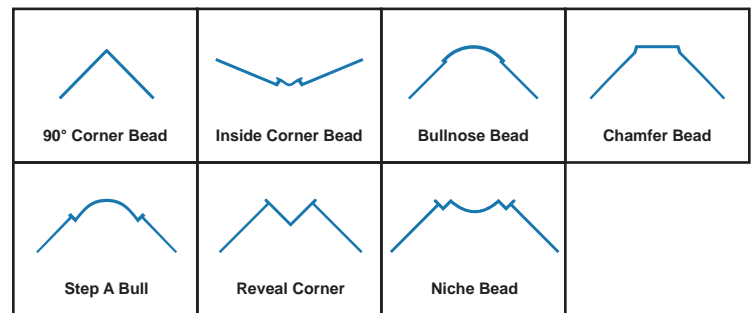




# TABLE OF CONTENTS

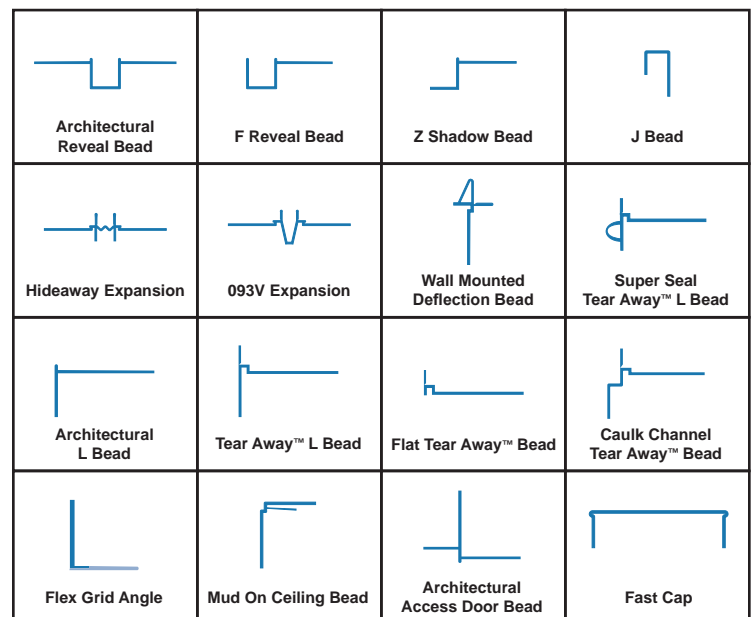
## Corner Beads

Fast Edge® Corners .....	4
Standard Corner Beads .....	4-7
Inside Corners .....	7-8
Bullnose Beads .....	9-14
Chamfer Beads .....	15-16
Decorative Corner Beads .....	17-18



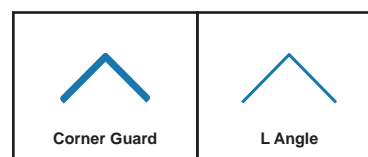
## Commercial Beads

Shadow & Reveal Beads .....	20-21
J Beads .....	22
Expansion Beads .....	23
Deflection Beads .....	24
L Beads .....	25-26
Tear Away® Beads .....	27-28
Acoustical & Ceiling Beads .....	29
Fast Cap Beads .....	30



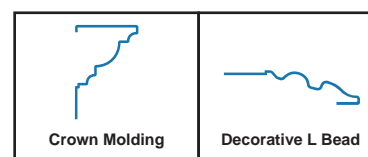
## Corner Protectors

Corner Guards .....	32
L Angles .....	32



## Decorative Corners

Crown Moldings .....	34
Decorative L Beads .....	34



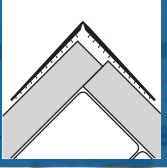
## Tools & Accessories

Adhesives & Installation Products .....	36	Backing Products .....	40
Stapling Products .....	37	Mud Set Tools .....	41-42
Abrasives .....	38-39	Flat Access Door Panels .....	43



# Corner Beads

A world of endless possibilities


Fast Edge® Family  
Installation

## FAST EDGE® FAMILY

### Fast Edge®

- Features a sharp nose with no mud bump, no holes, and tapered legs to significantly reduce mud usage and drastically speed up installation time
- The nose also acts as a hinge to accommodate framing variances
- The patented Mud Lock Technology® keeps the corner held firmly in place without the need of staples or adhesives


STOCK NO.	LENGTH	PCS. PER BOX
FE08	8'	50
FE09	9'	50
FE10	10'	50
FE12	12'	50

MUD LOCK TECHNOLOGY®  
FOR MORE BONDING SURFACE

### Fast Edge® Paper

- Features a sharp nose with no mud bump, no holes, and tapered legs to significantly reduce mud usage and drastically speed up installation time
- The nose also acts as a hinge to accommodate framing variances
- The laminated paper covering alongside the patented Mud Lock Technology® keeps the corner held firmly in place without the need of staples or adhesives

STOCK NO.	LENGTH	PCS. PER BOX
FEP08	8'	50
FEP09	9'	50
FEP10	10'	50
FEP12	12'	50

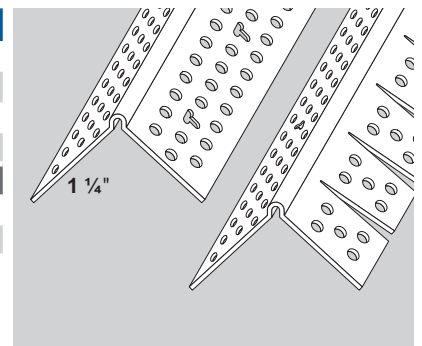
MUD LOCK TECHNOLOGY®  
FOR MORE BONDING SURFACEStandard  
Installation

## STANDARD CORNERS

### Corner Bead & Archway

- Original corner bead design featuring a slight radius on nose
- Archway minimum 10" inside radius or 18" outside radius

STOCK NO.	LENGTH	PCS. PER BOX
4008	8'	50
4009	9'	50
4010	10'	50
4012	12'	50
ARCHWAY		
4108	8'	50
4110	10'	50

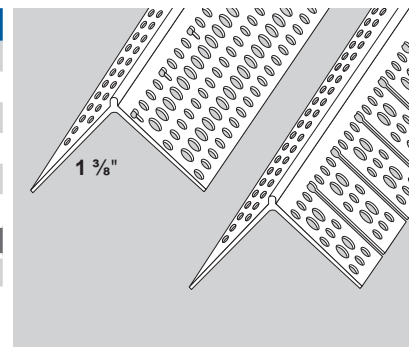




## Rigid Low Profile Corner Bead & Archway

- Lower nose profile requires less compound to finish
- Archway minimum 10" inside radius or 22" outside radius
- Closed Angle (CA) features a slightly tighter angle for easier finishing on uneven framing

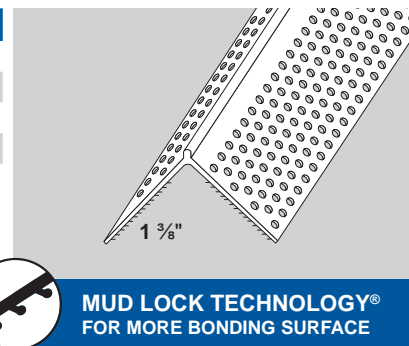
STOCK NO.	LENGTH	PCS. PER BOX
R008LP	8'	45
R009LP	9'	45
R010LP	10'	45
R008CA	8'	45
R009CA	9'	45
R010CA	10'	45
ARCHWAY		
RA10LP	10'	45



## Mud Set Rigid Low Profile Corner Bead

- 1 3/8" mud-legs are wider than standard metal corner bead for a stronger bond
- Compatible with all hoppers and most roller tools
- Features Mud Lock Technology® with 3X the bonding surface for easy mud set installation

STOCK NO.	LENGTH	PCS. PER BOX
MSR008LP	8'	50
MSR009LP	9'	50
MSR010LP	10'	50
MSR012LP	12'	50

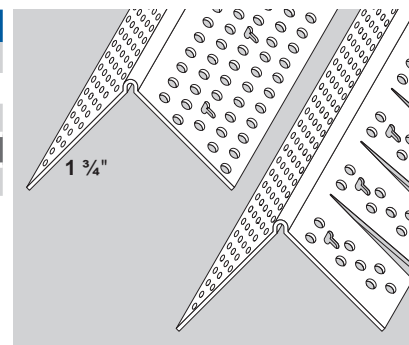


**MUD LOCK TECHNOLOGY®**  
FOR MORE BONDING SURFACE

## Jumbo Corner Bead & Archway

- Original corner bead design featuring a slight radius on nose
- 1 3/4" extra wide mud legs
- Will finish up to two layers of 5/8" drywall
- Helps prevent cracking on lofts, balconies, and all bridging
- Archway minimum 12" inside or 26" outside radius

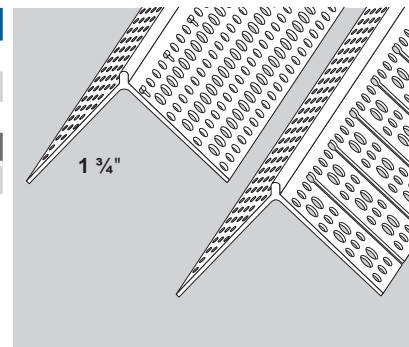
STOCK NO.	LENGTH	PCS. PER BOX
J008	8'	40
J009	9'	40
J010	10'	40
ARCHWAY		
JA10	10'	40



## Rigid Jumbo Low Profile & Archway

- 1 3/4" extra wide mud legs
- Will finish up to two layers of 5/8" drywall
- Ideal for Level 5 finishing in schools, hospitals, office buildings and more
- Archway minimum 16" inside radius or 24" outside radius
- Closed Angle (CA) features a slightly tighter angle for easier finishing on uneven framing

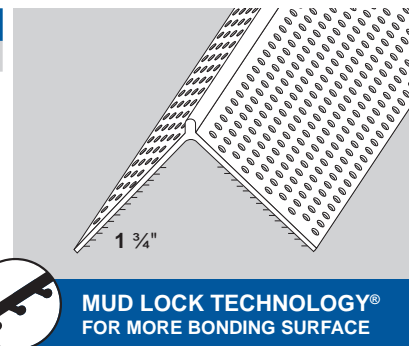
STOCK NO.	LENGTH	PCS. PER BOX
RJ08LP	8'	45
RJ10LP	10'	45
RJ10CA	10'	45
ARCHWAY		
RJA10LP	10'	45



## Mud Set Rigid Jumbo Low Profile Corner Bead

- Extra wide 1 3/4" mud legs
- Easily finishes two layers of 5/8" drywall
- Ideal for Level 5 finishing in schools, hospitals, office buildings and more
- Features Mud Lock Technology® with 3X the bonding surface for easy mud set installation

STOCK NO.	LENGTH	PCS. PER BOX
MSRJ10LP	10'	50

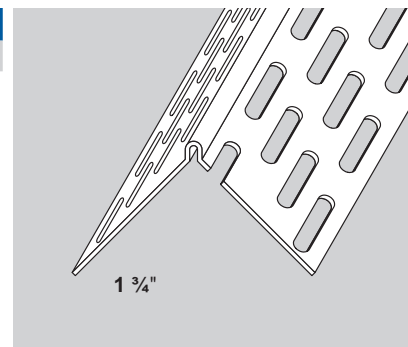


**MUD LOCK TECHNOLOGY®**  
FOR MORE BONDING SURFACE

## Skim Coat Plaster Corner Bead

- Designed to be used with skim coat veneers and EIFS
- Formulated with additional impact modifiers
- Taller  $\frac{5}{32}$ " mud bump for skim coat or exterior acrylic finishes

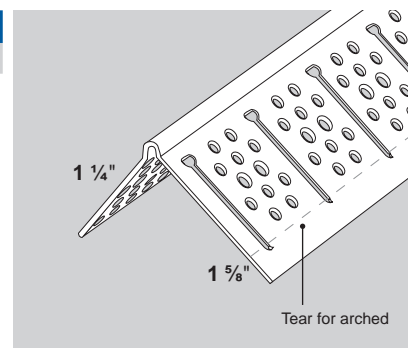
STOCK NO.	LENGTH	PCS. PER BOX
S010	10'	40



## Arch Plus 90° Combo Bead

- Two products in one, remove tear off strip to transform straight corner bead into archway bead
- Archway minimum 10" inside radius or 18" outside radius

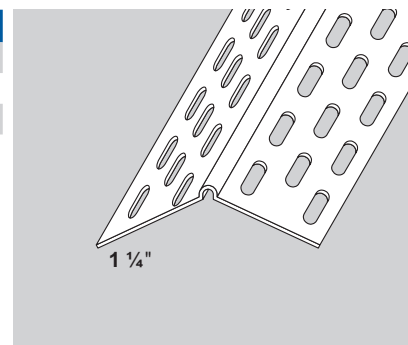
STOCK NO.	LENGTH	PCS. PER BOX
4050	10'	40



## Outside Splayed Corner Bead

- Original corner bead design featuring a slight radius on nose
- Fits splayed outside corner angles from  $120^\circ$  to  $140^\circ$

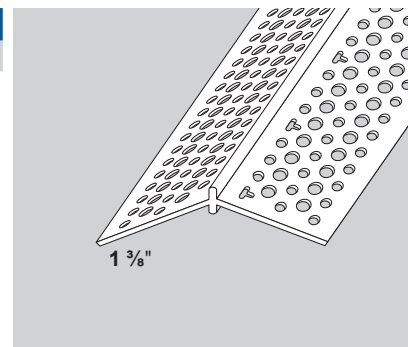
STOCK NO.	LENGTH	PCS. PER BOX
4208	8'	70
4209	9'	70
4210	10'	70



## Rigid Splayed Adjustable Corner Bead

- Hinged design allows the bead to adjust to finish an outside corner from  $115^\circ$  to  $155^\circ$


STOCK NO.	LENGTH	PCS. PER BOX
RS10	10'	40



## Mud Set Adjustable Splayed Corner

- Hinged design allows the bead to adjust to finish an outside corner from  $115^\circ$  to  $155^\circ$
- Features Mud Lock Technology® with 3X the bonding surface for easy mud set installation

STOCK NO.	LENGTH	PCS. PER BOX
MSRS10	10'	25

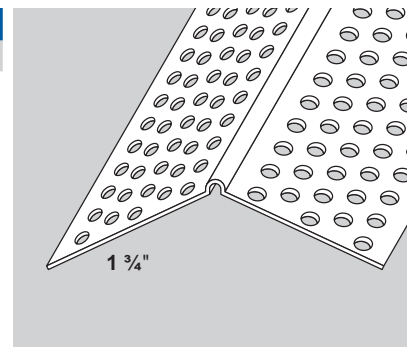


**MUD LOCK TECHNOLOGY®**  
FOR MORE BONDING SURFACE

## Jumbo Splayed Corner Bead

- Original corner bead design featuring a slight radius on nose
- Fits splayed outside corner angles from 120° to 140°
- 1 ¾" extra wide mud legs


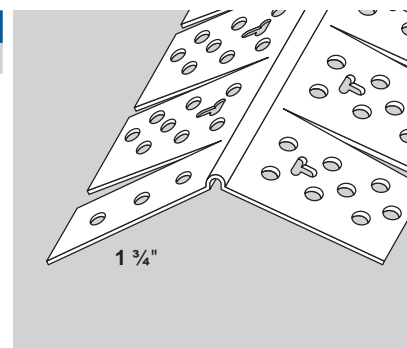
STOCK NO.	LENGTH	PCS. PER BOX
JS10	10'	40



## Jumbo Splayed Double Arch

- Fits splayed outside corner angles from 120° to 140°
- 1 ¾" extra wide mud legs with alternating notches on both sides for extreme flexibility
- Perfect for spiraling arches or groin vaults
- Archway minimum 12" inside radius or 15" outside radius

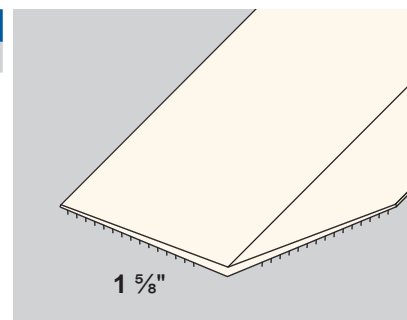
STOCK NO.	LENGTH	PCS. PER BOX
JSA10	10'	40



## Angle Master™

- This flexible corner trim comes in 100' rolls and is engineered to fit any off-angle corner
- The paperless design finishes easily without having to worry about scuffing or blistering
- Angle Master has the strongest possible bond to help keep your corners free of unsightly cracking

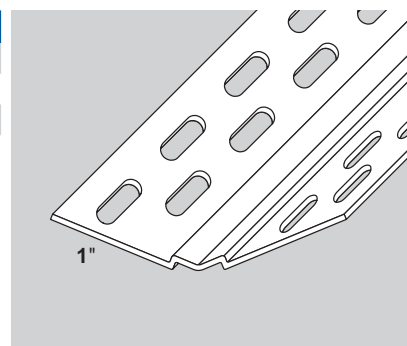
STOCK NO.	LENGTH	PCS. PER BOX
MS325	100'	4 x 100' rolls



## Adjustable Inside Corner Bead

- Designed to create inside corners that are straighter and sharper than paper tape for crisp paint lines
- Hinge design allows the bead to adjust from a 70° to a 150° inside corner

STOCK NO.	LENGTH	PCS. PER BOX
4308	8'	70
4309	9'	70
4310	10'	70

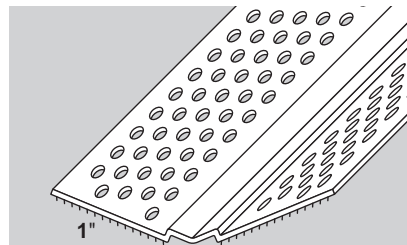




## Mud Set Adjustable Inside Corner

- Hinged design allows bead to adjust to finish inside corners from 70° to 150°
- Creates a sharper finish than paper tape
- Features Mud Lock Technology® with 3X the bonding surface for easy mud set installation

STOCK NO.	LENGTH	PCS. PER BOX
MS4310	10'	50



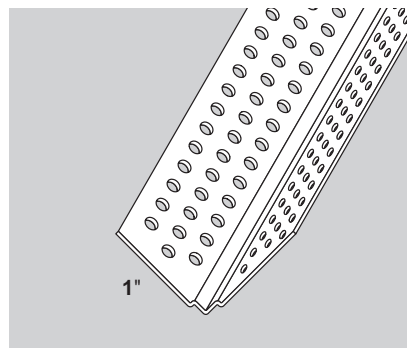
**MUD LOCK TECHNOLOGY®**  
FOR MORE BONDING SURFACE

CORNER BEADS

## 90° Inside Corner Bead & Archway

- Designed to create inside corners that are straighter and sharper than paper tape for crisp paint lines
- Use to finish wall niches quickly and easily
- Archway minimum 36" inside radius or 36" outside radius

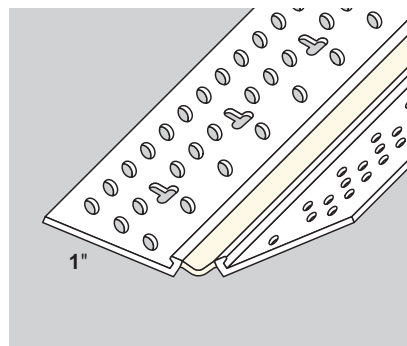
STOCK NO.	LENGTH	PCS. PER BOX
4350	10'	40



## Magic Corner™


- Use on any inside corner where movement is an issue to prevent cracking
- Eliminates edge cracking on all off-angle walls and vaulted ceilings
- Up to 3/8" in controlled movement
- Includes free installation tool

STOCK NO.	LENGTH	PCS. PER BOX
4368	8'	50
4366	10'	50
4320	200'	1 Roll
4325K	100', 847 Spray	1 Roll





## BULLNOSE BEADS

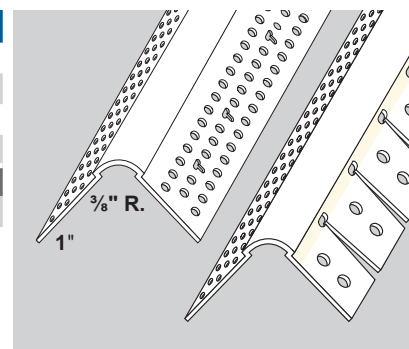


**350 BULL®**

### 350 Bull® Corner Bead & Archway

- Features a  $\frac{3}{8}$ " radius & extra long legs that allow 350 Bull® to absorb extreme impact
- No exposed notches on face of bead to fill
- Archway minimum 15" inside radius or 24" outside radius

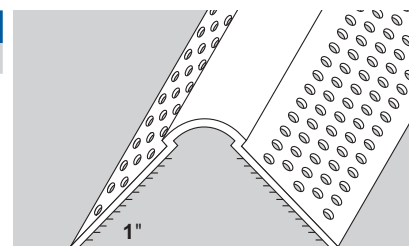
STOCK NO.	LENGTH	PCS. PER BOX
35008	8'	35
35009	9'	35
35010	10'	35
35012	12'	35
ARCHWAY		
35020	10'	25



### Mud Set 350 Bull® Corner Bead

- Absorbs the most impact of all Trim-Tex beads
- Creates a soft rounded corner that is an alternative to 90° corner bead
- Mud Set 350 Bull® Beads work with all 350 Bull® products and accessories
- Features Mud Lock Technology® with 3X the bonding surface for easy mud set installation

STOCK NO.	LENGTH	PCS. PER BOX
MS35010	10'	50

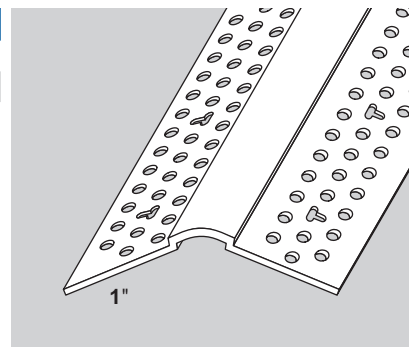


**MUD LOCK TECHNOLOGY®**  
FOR MORE BONDING SURFACE

## 350 Bull® Splayed Corner Bead

- Designed for finishing off-angle walls
- Works with stock #921 off-angle 3-Way molded corner

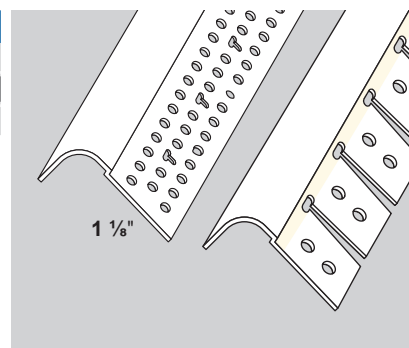
STOCK NO.	LENGTH	PCS. PER BOX
35038	8'	35
35030	10'	35



## 350 Bull® Kerfed & Archway

- Leg can be inserted into the channel of many pre-formed door and window jambs
- No exposed notches on face of bead to fill
- Archway minimum 15" inside radius or 36" outside radius

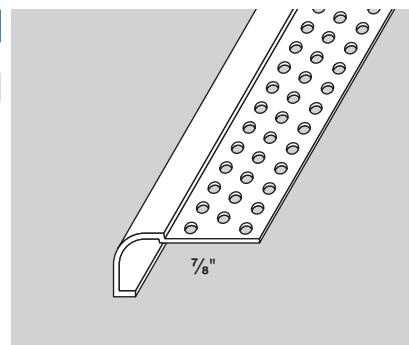
STOCK NO.	LENGTH	PCS. PER BOX
35080	10'	35
ARCHWAY		
35180	10'	25



## 350 Bull® L Bead

- Works just like J Round or Chamfer Stop, but with a rounded edge to match the 350 Bull® series
- Perfect for decorative layers or for a clean finished look around windows and doors

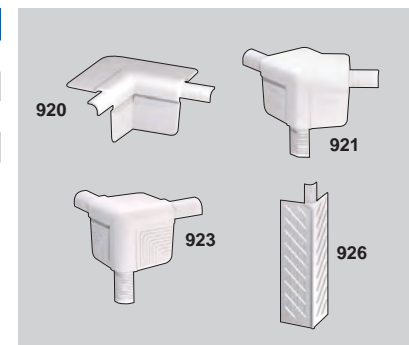
STOCK NO.	SIZE	LENGTH	PCS. PER BOX
35040	1/2"	10'	35
35050	5/8"	10'	35



## 350 Bull® Molded Corners & Base Adapter

- Quickly finish corners where multiple beads meet with a molded corner
- Base Adapter transitions bead to a 90° corner for installing baseboard or crown molding

STOCK NO.	350 BULL® STYLE	PCS. PER BOX
920	2-Way Inside	50
921	Off-Angle 3 Way	50
923	3-Way	50
926	6 1/2" Base Adapter	50



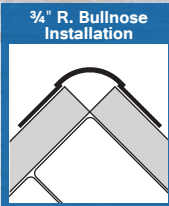
## 350 Bull® Miter Marker

- Cut perfect miters with the Miter Marker

STOCK NO.	350 BULL® STYLE	PCS. PER BOX
922M	Miter Marker	10







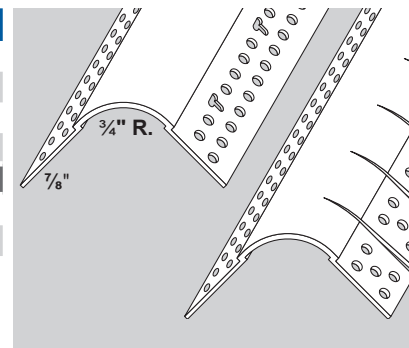
## 3/4" R. BULLNOSE



### 3/4" R. Bullnose Corner Bead & Archway

- Softens corners and adds a traditional look
- Archway minimum 15" inside radius or 20" outside radius

STOCK NO.	LENGTH	PCS. PER BOX
7008	8'	35
7009	9'	35
7010	10'	35
7012	12'	35
ARCHWAY		
7108	8'	35
7110	10'	35

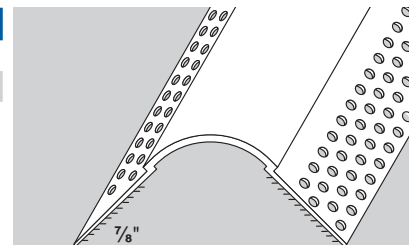


### Mud Set

#### 3/4" R. Bullnose Corner Bead

- Creates the softest rounded corner look and the strongest bond of all corner beads
- 3/4" Mud Set Bullnose works with all 3/4" bullnose products and accessories
- Features Mud Lock Technology® with 3X the bonding surface for easy mud set installation

STOCK NO.	LENGTH	PCS. PER BOX
MS7009	9'	40
MS7010	10'	40

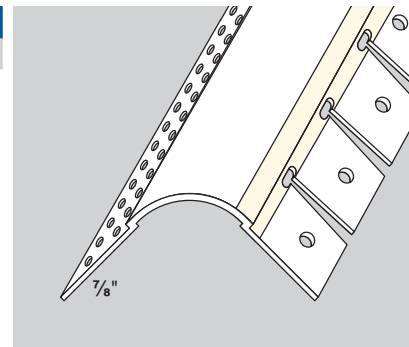


**MUD LOCK TECHNOLOGY®**  
FOR MORE BONDING SURFACE

### 3/4" R. Bullnose No-Notch Sprung Arch

- The No-Notch Sprung Arch is designed to finish sprung arches and is recommended for doors 5' and wider
- Eliminates filling notches on the exposed surface of the bullnose

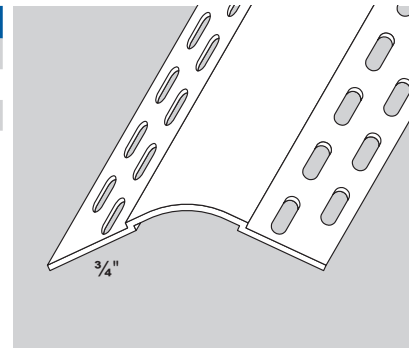
STOCK NO.	LENGTH	PCS. PER BOX
7120	10'	35



### 3/4" R. Bullnose Splayed Corner Bead

- Designed to fit off-angle 135° outside corners

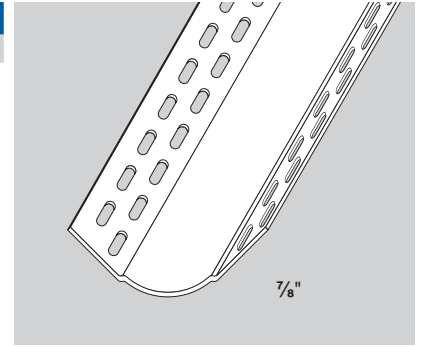
STOCK NO.	LENGTH	PCS. PER BOX
7308	8'	35
7309	9'	35
7310	10'	35



## Inside ¾" R. Bullnose Corner Bead

- Inside ¾" R. Bullnose Corner Bead is designed to finish inside 90° corners

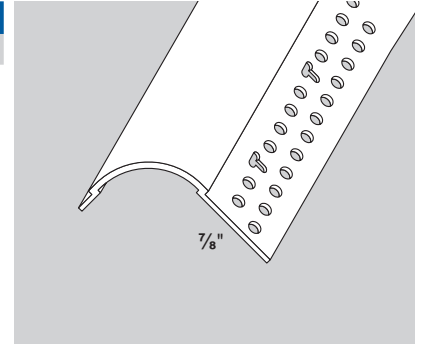
STOCK NO.	LENGTH	PCS. PER BOX
7210	10'	35



## ¾" R. Traditional Bullnose Kerfed Bead

- 5/16" leg can be inserted into the channel of many preformed door and window jambs
- Features a small stepped return leg
- Creates attractive rounded encasement

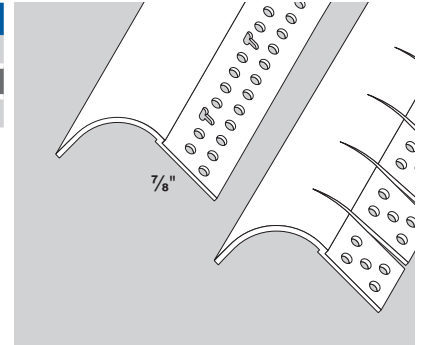
STOCK NO.	LENGTH	PCS. PER BOX
7080T	10'	35



## ¾" R. Bullnose Kerfed Bead & Archway

- Leg can be inserted into the channel of many preformed door and window jambs
- Creates attractive rounded encasement
- Archway minimum 15" inside radius or 20" outside radius

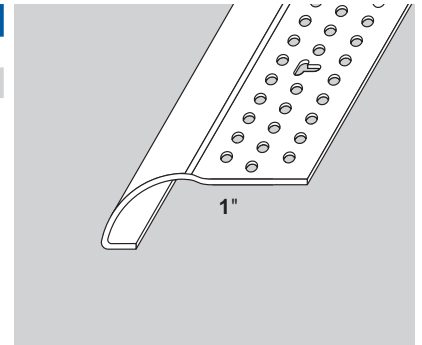
STOCK NO.	LENGTH	PCS. PER BOX
7080	10'	35
ARCHWAY		
7180	10'	35



## ¾" R. J Round

- J Round is designed to be installed after the drywall
- There is no need to wrap the bead behind the drywall
- Ideal for finishing window and door openings, and drywall build-outs

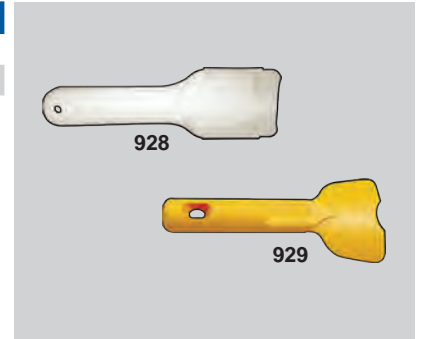
STOCK NO.	SIZE	LENGTH	PCS. PER BOX
7410	½"	10'	30
7510	5/8"	10'	30



## Finishing and Cleaning Tools

- The Finishing Tool has a soft edge to easily wipe excess compound from archway bead
- The Cleaning Tool wipes excess compound from ¾" R. Bullnose & Splayed to minimize sanding

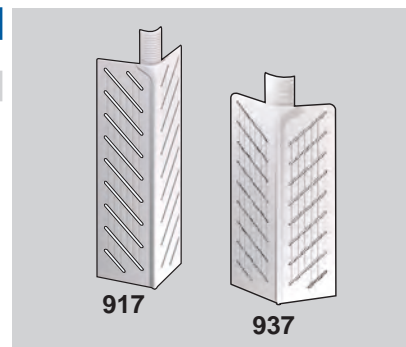
STOCK NO.	¾" R. STYLE	PCS. PER BOX
928	Finishing Tool	12
929	Cleaning Tool	10



## 6 1/2" Base Adapters

- Base adapters transition bead to a 90° corner for installing baseboard

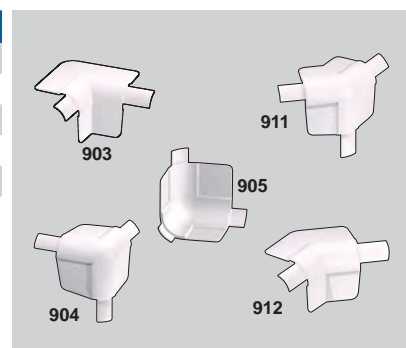
STOCK NO.	3/4" R. STYLE	PCS. PER BOX
917	6 1/2" Base Adapter	50
937	6 1/2" Splayed Base Adapter	50



## 3/4" R. Molded Corners

- Quickly finish corners where multiple beads meet with a molded corner

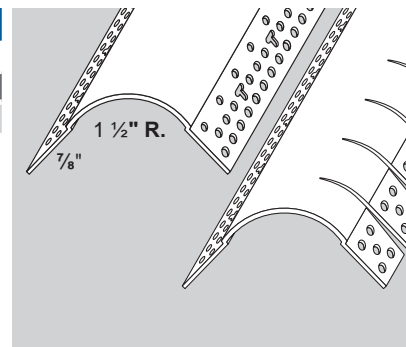
STOCK NO.	3/4" R. STYLE	PCS. PER BOX
903	2-Way	50
904	3-Way Outside	50
905	3-Way Inside	50
911	3-Way Off Angle	50
912	2-Way Off Angle	50



## 1 1/2" R. Bullnose Outside Corner Bead & Archway

- Our largest bullnose profile creates sweeping rounded edges
- Archway minimum 18" inside radius or 30" outside radius

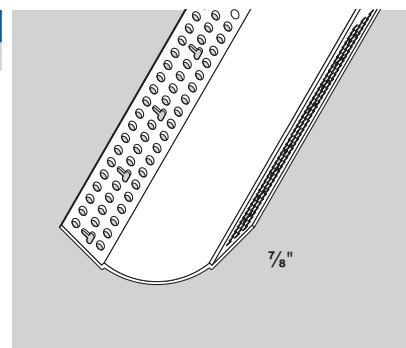
STOCK NO.	LENGTH	PCS. PER BOX
7099	10'	30
ARCHWAY		
7199	10'	30



## 1 1/2" R. Bullnose Inside Corner Bead

- 1 1/2" R. Bullnose Inside Corner Bead is designed to finish inside 90° corners

STOCK NO.	LENGTH	PCS. PER BOX
7066	10'	30

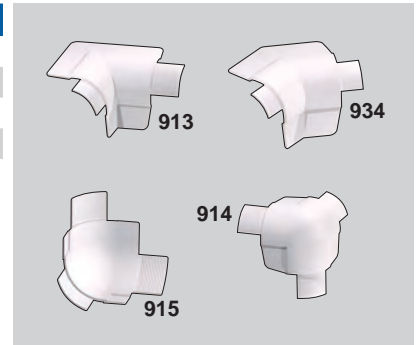




## 1 ½" R. Bullnose Molded Corners & Accessories

- Quickly finish corners where multiple beads meet with a molded corner


STOCK NO.	1 ½" R. STYLE	PCS. PER BOX
913	2-Way	35
914	3-Way Outside	50
915	3-Way Inside	50
934	Off-Angle 2-Way	50



## 6 ½" Base Adapter

- Base adapters transition bead to a 90° corner for installing baseboard

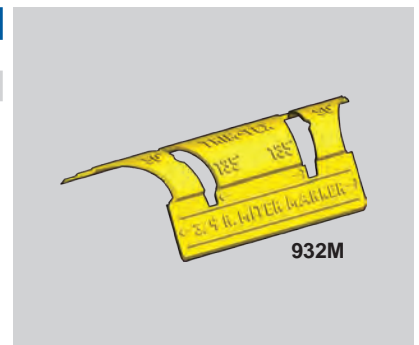
STOCK NO.	1 ½" R. STYLE	PCS. PER BOX
916	6 ½" Base Adapter	35



## ¾" & 1 ½" Bullnose Miter Marker

- For 90° & 135° off-angle inside corners as well as alignment marks for finishing door & window openings, the tools work on all ¾" & 1 ½" Bullnose products, including Bullnose; Corner Bead, Super & Giant L Beads, & Fast Cap
- \*Note: 1 ½" Miter Marker Tool only includes marking for 90° corners

STOCK NO.	SIZE	PCS. PER BOX
932M	¾"	10
933	1 ½"	5



## Finishing Tool

- The Finishing Tool wipes excess mud off of the nose of the bead while helping to fill the archway notches

STOCK NO.	1 ½" R. STYLE	PCS. PER BOX
927	Finishing Tool	5



## ARTY QUICK TIP:

Don't forget to install the drywall with proper setback for your chosen bead. See the setback guides at the beginning of each section for best results.

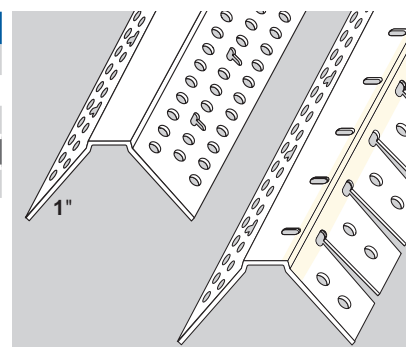




## 350 Chamfer Bead® & Archway

- Adds a 3/4" wide chamfer edge to produce a crisp look with stylish shadows
- Archway minimum 14" inside radius or 24" outside radius

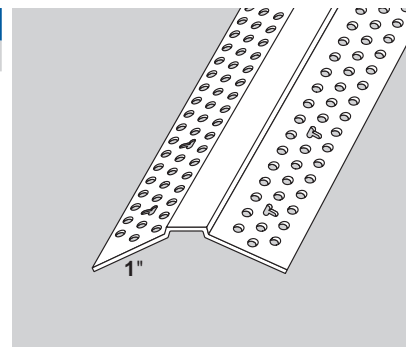
STOCK NO.	LENGTH	PCS. PER BOX
9608	8'	30
9609	9'	30
9610	10'	30
ARCHWAY		
9650	10'	30



## 350 Chamfer Bead® Splayed

- Fits a standard 135° outside corner
- Matches the profile of 350 Chamfer & Archway

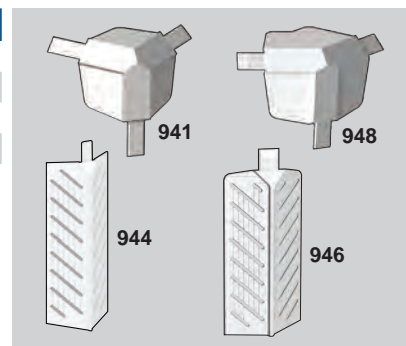
STOCK NO.	LENGTH	PCS. PER BOX
9670	10'	20



## 350 Chamfer Bead® Molded Corners & Accessories

- Quickly finish corners where multiple beads meet with a molded corner
- Base adapters transition bead to a 90° corner for installing baseboard
- Stock #946 is compatible with 350 Chamfer and Chamfer

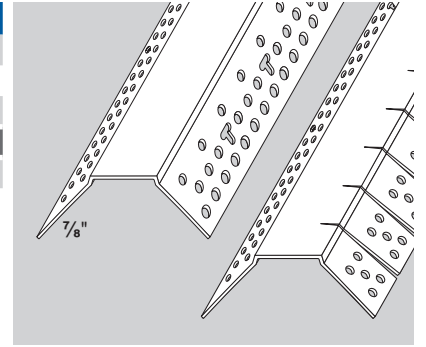
STOCK NO.	350 CHAMFER STYLE	PCS. PER BOX
941	3-Way	50
944	6 1/2" Base Adapter	50
946	5 3/4" Splayed Base Adapter	25
948	Off-Angle 3-Way	25



## Chamfer Bead® & Archway

- A larger 1 1/8" wide chamfered edge softens the room while producing a crisp look with great shadows
- Archway minimum 18" inside radius or 24" outside radius

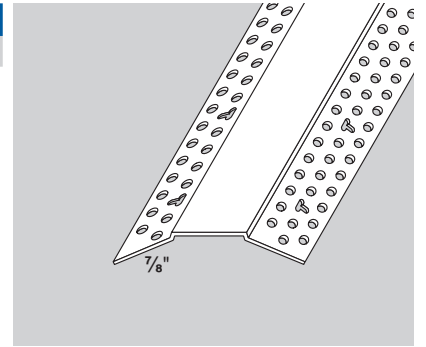
STOCK NO.	LENGTH	PCS. PER BOX
9508	8'	30
9509	9'	30
9510	10'	30
ARCHWAY		
9550	10'	30



## Chamfer Bead® Splayed

- Fits a standard 135° outside corner
- Matches the profile of Chamfer Bead® & Archway

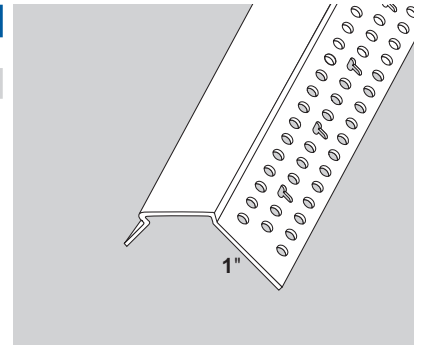
STOCK NO.	LENGTH	PCS. PER BOX
9570	10'	20



## Chamfer Bead® Kerfed

- Can be used to finish windows and doors with kerfed grooves

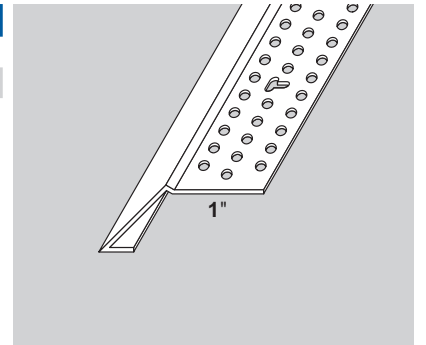
STOCK NO.	SIZE	LENGTH	PCS. PER BOX
9580	1/2"	10'	30
9590	5/8"	10'	30



## Chamfer Stop

- Chamfer Stop is designed to be installed after the drywall; there is no need to wrap the bead behind the drywall
- Use Chamfer Stop for finishing windows and doors creating beautiful multi-layer drywall effects, instead of wood moldings

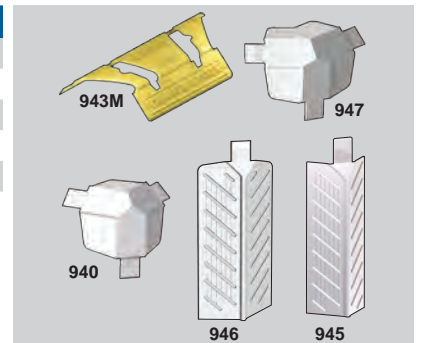
STOCK NO.	SIZE	LENGTH	PCS. PER BOX
9530	1/2"	10'	30
9520	5/8"	10'	30



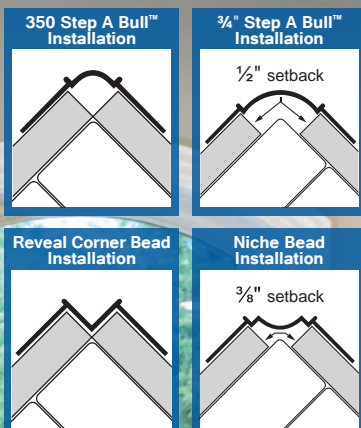
## Chamfer Bead® Molded Corners & Accessories

- Quickly finish corners where multiple beads meet with a molded corner
- Base adapters transition bead to a 90° corner for installing baseboard
- Stock #946 is compatible with 350 Chamfer and Chamfer
- Cut perfect miters with the Miter Marker

STOCK NO.	CHAMFER STYLE	PCS. PER BOX
940	3-Way	50
943M	Miter Marker	10
945	6 3/4" Base Adapter	50
946	6" Splayed Base Adapter	25
947	Off-Angle 3-Way	25





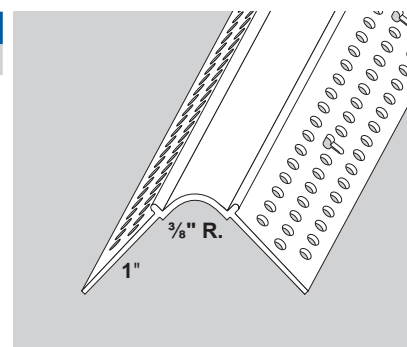


## DECORATIVE CORNERS

### 350 Step A Bull™

- The smallest Step A Bull profile is great for soffits, niches, and doorways
- Free cleaning tool & miter marker included


STOCK NO.	LENGTH	PCS. PER BOX
7030	10'	20



### 350 Step A Bull™ 3 Way & Base Adapter

- Quickly finish corners where multiple beads meet with the Step 3 Way Adapter
- The Step Adapter is designed to create a transition to a standard 90° outside corner to allow you to use standard outside miters on baseboards and crown moldings

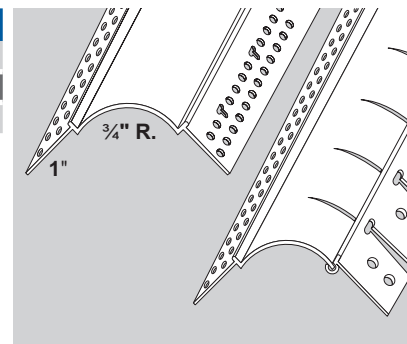
STOCK NO.	350 STEP STYLE	PCS. PER BOX
997	6 3/4\" Base Adapter	15
998	3 Way	15



### 3/4\" R. Step A Bull™ & Archway

- Features a 3/4\" radius and 3/16\" deep steps on either side of the bullnose
- Free Cleaning Tool & Miter Marker Included
- Archway minimum 15\" inside radius or 30\" outside radius

STOCK NO.	LENGTH	PCS. PER BOX
7040	10'	15
ARCHWAY		
7140	10'	10



## 3/4" Step A Bull™ 3 Way & Base Adapter

- Quickly finish corners where multiple beads meet with the Step 3 Way Adapter
- The Step Adapter is designed to create a transition to a standard 90° outside corner to allow for standard outside miters on baseboards and crown moldings

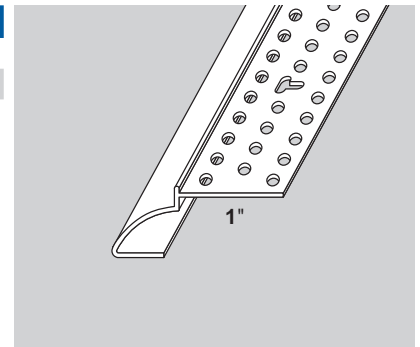
STOCK NO.	3/4" STEP STYLE	PCS. PER BOX
993	7" Base Adapter	15
995	3 Way	15



## Step A Bull™ L Bead

- Add the look of Step A Bull to your windows and doors or for creating layering details
- Finish an edge with Step A Bull L Bead to match 350 Step A Bull

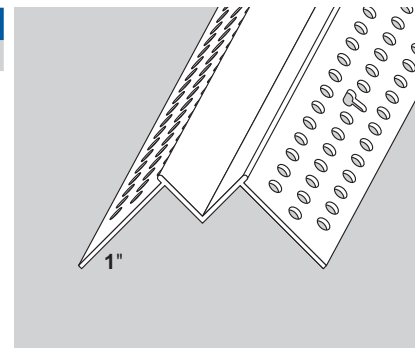
STOCK NO.	SIZE	LENGTH	PCS. PER BOX
7060	1/2"	10'	35
7070	5/8"	10'	35



## Reveal Corner Bead

- Designed to add a reveal detail to a 90° outside corner
- Matches the 1/2" architectural series Reveal, Shadow, and L beads
- For use with 1/2" or 5/8" drywall

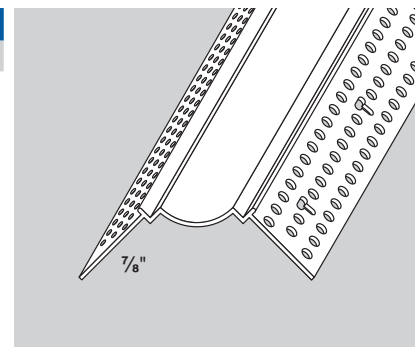
STOCK NO.	LENGTH	PCS. PER BOX
9910	10'	30



## Niche Bead

- Creates an attractive inside cove on any niche, skylight or decorative soffit

STOCK NO.	LENGTH	PCS. PER BOX
64110	10'	15



## Niche Corner Base Adapter

- Designed to transition beads to a 90° corner for easy installation of baseboards and crown molding
- Available while supplies last

STOCK NO.	NICHE STYLE	PCS. PER BOX
986	5" Base Adapter	10







# Commercial Beads

Engineered solutions for any project





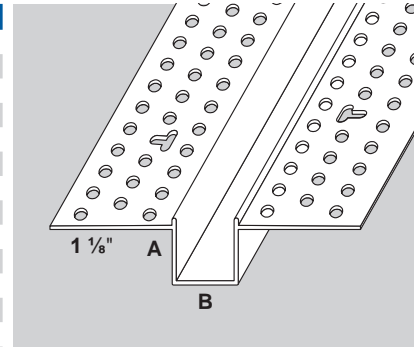


## SHADOW & REVEAL BEADS

### Architectural Reveal Bead

- Creates the sharpest, cleanest aesthetic reveals in drywall with up to 1/8" of built in expansion
- No backing or blocking needed
- See Page 1 for Radius Reveal Chart

STOCK NO.	A+B SIZE	LENGTH	PCS. PER BOX
AS5150	1/4" x 1/4"	10'	25
AS5170	1/4" x 3/4"	10'	15
AS5130	3/8" x 3/8"	10'	20
AS5160	1/2" x 1/4"	10'	20
AS5110	1/2" x 1/2"	10'	20
AS5210	1/2" x 3/4"	10'	15
AS5310	1/2" x 1"	10'	15
AS5315	1/2" x 2"	10'	10
AS5320	5/8" x 1/2"	10'	15
AS5325	5/8" x 5/8"	10'	15
AS5330	5/8" x 3/4"	10'	15
AS5340	5/8" x 1"	10'	12
AS5345	5/8" x 1 1/2"	10'	10
AS5350	5/8" x 2"	10'	10

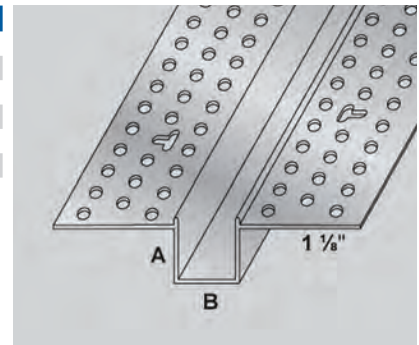


COMMERCIAL BEADS

### Silver Architectural Reveal Bead

- Designed to match the anodized finish of aluminum reveals and create details in walls and ceilings that allows for up to 1/8" expansion
- See Page 1 for Radius Reveal Chart

STOCK NO.	A+B SIZE	LENGTH	PCS. PER BOX
AS5110S	1/4" x 1/4"	10'	20
AS5210S	1/2" x 3/4"	10'	15
AS5310S	1/2" x 1"	10'	15
AS5320S	5/8" x 1/2"	10'	15
AS5330S	5/8" x 3/4"	10'	15
AS5340S	5/8" x 1"	10'	12

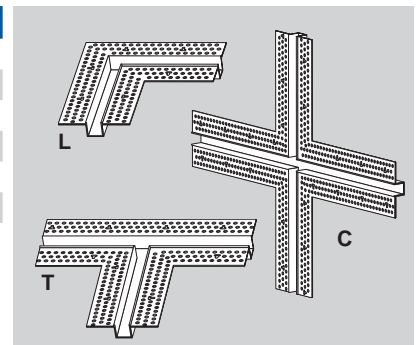


### Architectural Intersections

- Designed to match Trim-Tex Architectural Reveal Beads
- Custom sized intersections are available with a minimum order quantity of 30 pieces; call for details
- Intersection legs extend 3"
- Contact Customer Service for Silver Architectural Intersections

STOCK NO.	SIZE	PCS. PER BOX
AS500*	1/4" x 1/4"	10
AS510*	1/2" x 1/2"	10
AS520*	1/2" x 3/4"	10
AS530*	1/2" x 1"	10
AS540*	5/8" x 1/2"	10
AS550*	5/8" x 5/8"	10


Substitute \* with T, C, or L to indicate desired intersection



### Custom Intersections

- Inside and outside corner intersections, or intersections with lengths different than the standard, are available as a special order with a minimum order quantity of 50 pieces
- Please call to request a quote

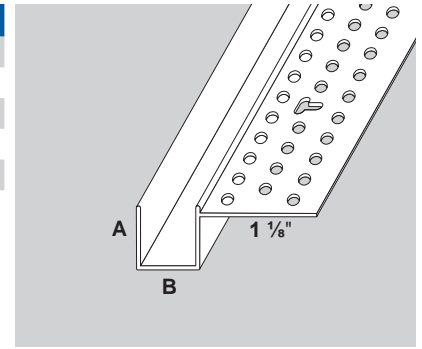
STOCK NO.	PCS. PER BOX
SPINT##	Custom



## Architectural F Reveal Bead

- Creates the sharpest clean edge reveal effect when butting up to a door jamb, window, and other unfinished interior architectural components

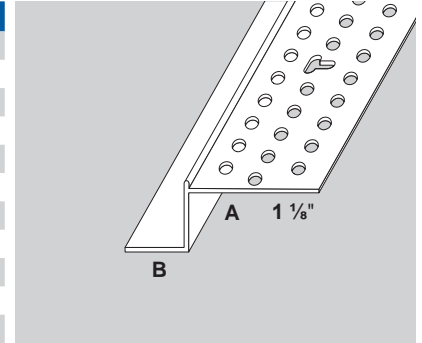
STOCK NO.	A+B SIZE	LENGTH	PCS. PER BOX
AS8710	$\frac{1}{2}" \times \frac{1}{2}"$	10'	25
AS8720	$\frac{3}{8}" \times \frac{3}{8}"$	10'	25
AS8730	$\frac{1}{2}" \times \frac{3}{4}"$	10'	20
AS8740	$\frac{1}{2}" \times 1"$	10'	15
AS8750	$\frac{5}{8}" \times \frac{5}{8}"$	10'	20



## Architectural Z Shadow Bead

- Creates the sharpest clean edge reveal effect when butting up to ceilings, base trim, and other finished interior architectural components

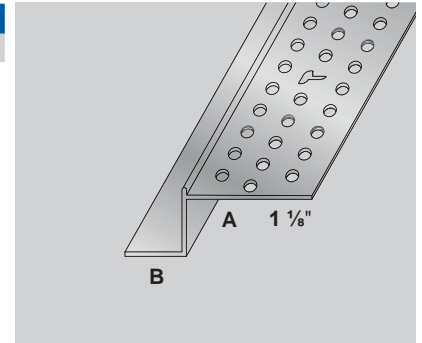
STOCK NO.	A+B SIZE	LENGTH	PCS. PER BOX
AS5450	$\frac{1}{4}" \times \frac{1}{2}"$	10'	30
AS5410	$\frac{1}{2}" \times \frac{1}{4}"$	10'	50
AS5510	$\frac{1}{2}" \times \frac{1}{2}"$	10'	50
AS5610	$\frac{1}{2}" \times \frac{3}{4}"$	10'	50
AS5650	$\frac{1}{2}" \times 1"$	10'	30
AS5710	$\frac{5}{8}" \times \frac{1}{4}"$	10'	50
AS5750	$\frac{5}{8}" \times \frac{3}{8}"$	10'	50
AS5810	$\frac{5}{8}" \times \frac{1}{2}"$	10'	50
AS6010	$\frac{5}{8}" \times \frac{5}{8}"$	10'	50
AS5910	$\frac{5}{8}" \times \frac{3}{4}"$	10'	50
AS5960	$\frac{5}{8}" \times 1\frac{1}{4}"$	10'	25



## Silver Architectural Z Shadow Bead

- Designed to match the anodized finish of aluminum shadow bead and create details in walls and ceilings that allows for up to  $\frac{1}{8}"$  expansion

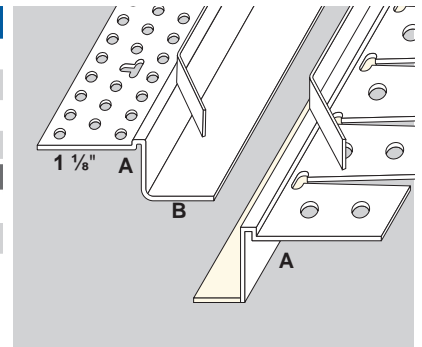
STOCK NO.	A+B SIZE	LENGTH	PCS. PER BOX
AS5510S	$\frac{1}{2}" \times \frac{1}{2}"$	10'	50



## Tear Away® Shadow Bead & Archway with Flexible Leg

- Create a reveal effect when butting up to ceilings, base trims, and other finished interior architectural components
- Features tear off strip that leaves a clean finished edge
- Archway minimum 48" inside radius or 24" outside radius

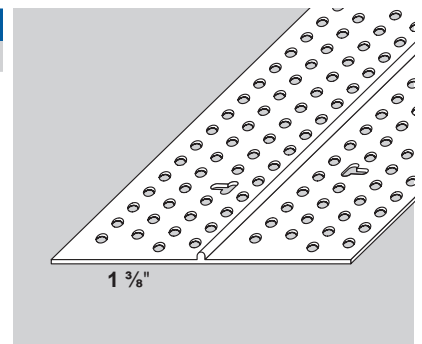
STOCK NO.	A+B SIZE	LENGTH	PCS. PER BOX
5510T	$\frac{1}{2}" \times \frac{1}{2}"$	10'	25
5520T	$\frac{3}{8}" \times \frac{3}{8}"$	10'	25
5530T	$\frac{1}{4}" \times \frac{1}{4}"$	10'	25
5810T	$\frac{5}{8}" \times \frac{1}{2}"$	10'	25
ARCHWAY			
5550T	$\frac{3}{8}" \times \frac{3}{8}"$	10'	25
5560T	$\frac{1}{2}" \times \frac{1}{2}"$	10'	25



## Architectural Demarcation Bead

- Creates a separation between drywall and other different substrates
- Ideal for straight line separation between surface treatments
- While supplies last

STOCK NO.	LENGTH	PCS. PER BOX
DM10	10'	20

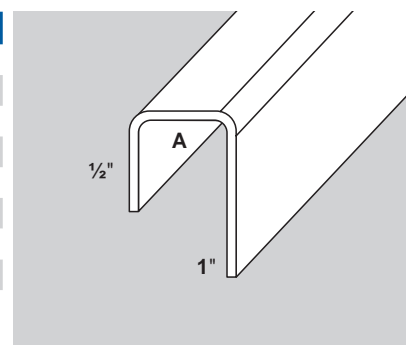




## J Bead

- Finishes exposed drywall ends
- Trim-Tex's first product designed to replace galvanized metal, launching rigid vinyl into the drywall industry
- Won't rust or dent, decreasing building maintenance costs

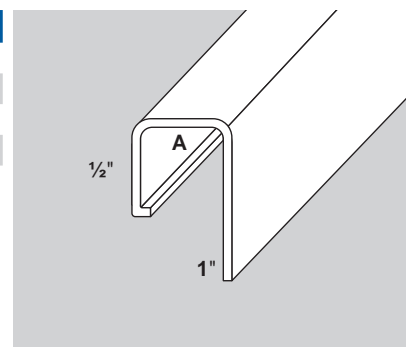
STOCK NO.	A SIZE	LENGTH	PCS. PER BOX
2010	1/4"	10'	50
1010	3/8"	10'	50
1108	1/2"	8'	50
1110	1/2"	10'	50
1208	5/8"	8'	50
1210	5/8"	10'	50
2410	3/4"	10'	50
2610	1"	10'	35



## Shadow Line J Bead

- Forms a distinctive edge along drywall for a modern look
- Slips over the drywall to create a finished edge without needing a mud flange

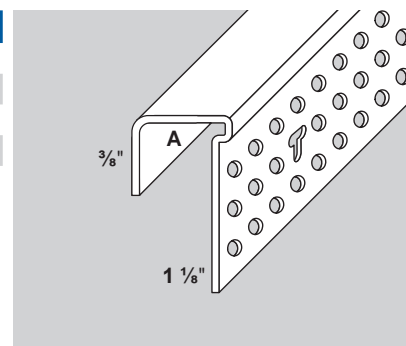
STOCK NO.	A SIZE	LENGTH	PCS. PER BOX
1308	1/2"	8'	50
1310	1/2"	10'	50
1408	5/8"	8'	50
1410	5/8"	10'	50



## Mud On J Bead

- Butts drywall to other substrates such as masonry, glass, doors & windows
- Perfect for skylight shafts
- Commonly known as "LC" bead

STOCK NO.	A SIZE	LENGTH	PCS. PER BOX
1708	1/2"	8'	50
1710	1/2"	10'	50
1808	5/8"	8'	50
1810	5/8"	10'	50

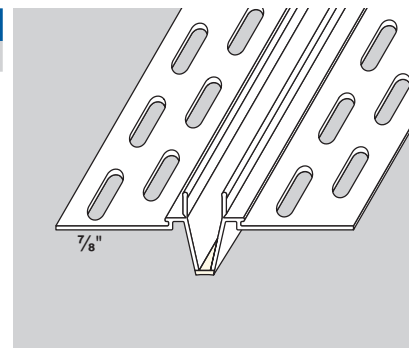


## EXPANSION BEADS

### 093V Expansion

- Deep rigid "V" is joined at the bottom with a flexible connection allowing for  $\frac{3}{8}$ " in controlled movement
- Tear off strips protect the center from mud, and act as guide for a taping knife
- Requires proper backing on fire rated walls

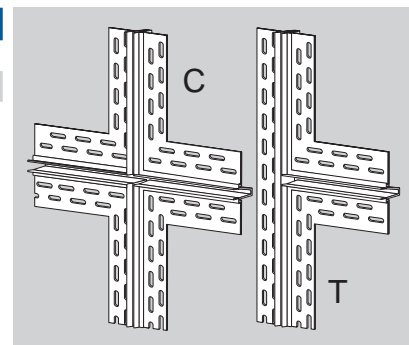
STOCK NO.	LENGTH	PCS. PER BOX
093V	10'	20



### 093V Intersections

- Deep rigid "V" is joined at the bottom with a flexible connection allowing for  $\frac{3}{8}$ " in controlled movement
- Tear off strips protect the center from mud, and act as guide for a taping knife
- Requires proper backing on fire rated walls
- Intersection legs extend 3"

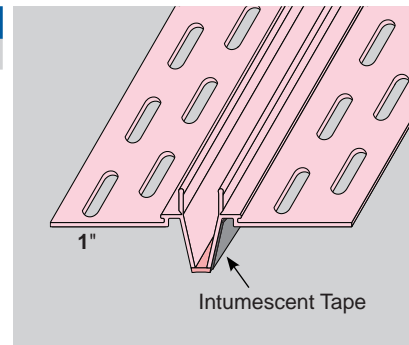
STOCK NO.	PCS. PER BOX
093VC	10
093VT	10



### Fire Rated 093V Expansion

- Deep rigid "V" is joined at the bottom with a flexible connection allowing for  $\frac{3}{8}$ " in controlled movement
- Pink coloring indicates to inspector fire rated products
- Listed under U300- and U400-Series Wall or Partition Design in the UL Fire Resistance Directory

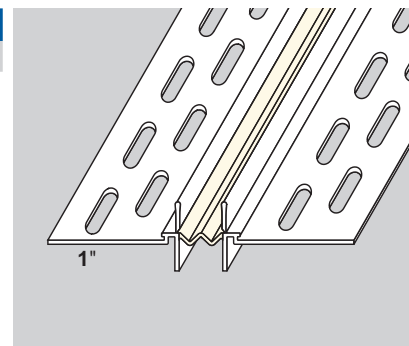
STOCK NO.	LENGTH	PCS. PER BOX
093X-V	10'	20



### Hideaway Expansion

- A low profile alternative to stock #093V, the soft center "W" flexes for  $\frac{3}{8}$ " in controlled movement
- Tear off strips protect the center from mud, and act as guide for a taping knife
- Requires proper backing on fire rated walls

STOCK NO.	LENGTH	PCS. PER BOX
2710	10'	25



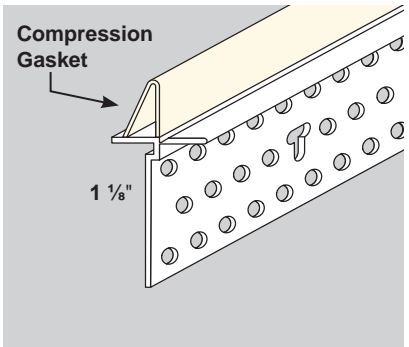


# DEFLECTION BEADS

## Wall Mounted Deflection Bead

- Prevents ceiling joint cracking due to structural movement or deflection
- A co-extruded flexible gasket compresses and expands, providing protection for up to 7/16" of deflection
- Tear off strip leaves a clean finished edge
- Requires proper backing on fire rated walls

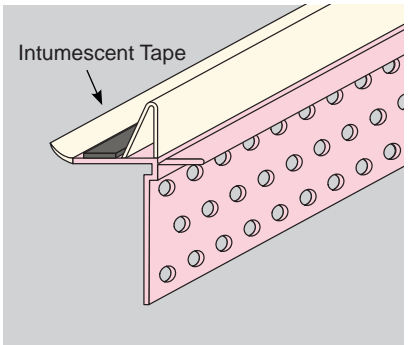
STOCK NO.	LENGTH	PCS. PER BOX
9220	10'	48



## Fire Bead

- Fire rated wall mount deflection bead
- Provides 1 or 2-hour fire-ratings for both dynamic and static joints according to UL-2079 5th edition (for both standard walls and shaft walls)
- Sound tested according to ASTM E90

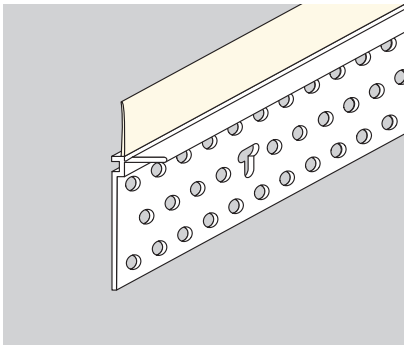
STOCK NO.	RATE	LENGTH	PCS. PER BOX
9250	1hr	10'	12
9260	2hr	10'	12



## Flat Deflection Bead

- Prevents ceiling joint cracking due to deflection
- Backing material fills head of wall gap

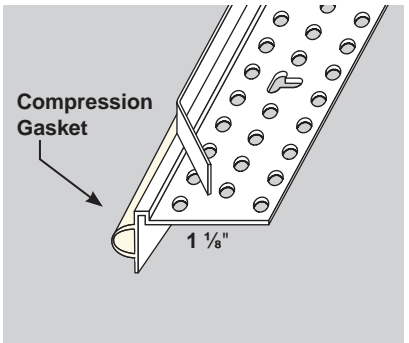
STOCK NO.	LENGTH	PCS. PER BOX
9230	10'	60



## Super Seal Tear Away® L Bead

- Use to seal around windows, doors, and where drywall butts up to a concrete wall
- Gasket compresses upon installation to form a permanent seal that provides structural relief at the panel perimeter
- Ideal where suspended drywall ceilings meet the exterior of a building

STOCK NO.	SIZE	LENGTH	PCS. PER BOX
9210	3/8"	10'	25

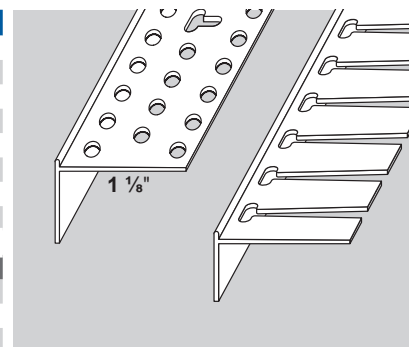




## Architectural L Bead & Archway

- Finish the exposed edge of drywall with the sharpest and cleanest L bead on the market
- Archway is great around duct work and piping and for finishing columns, curved walls and soffits
- Archway minimum 6" inside radius or 8" outside radius

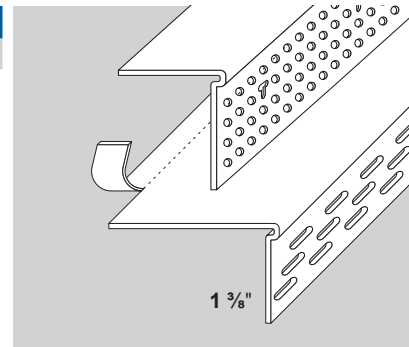
STOCK NO.	SIZE	LENGTH	PCS. PER BOX
AS3204	1/4"	10'	80
AS3206	3/8"	10'	80
AS3210	1/2"	10'	80
AS3310	5/8"	10'	80
AS3410	3/4"	10'	50
AS3450	7/8"	10'	50
AS3510	1"	10'	50
AS3610	1 1/4"	10'	50
AS3650	1 1/2"	10'	50
<b>ARCHWAY</b>			
AS3266	3/8"	10'	50
AS3288	1/2"	10'	50
AS3299	5/8"	10'	50



## Oversized L Beads

- Designed as a labor saving system for finishing window returns and other details
- Stock #3611 features a pre-scored tear off strip making the bead two sizes in one

STOCK NO.	SIZE	LENGTH	PCS. PER BOX
3611	2 1/16" & 2 1/8"	10'	30



## ARTY QUICK TIP:

Create interior upgrades for any room by layering on shapes cut from drywall and finishing the edges with an L Bead!

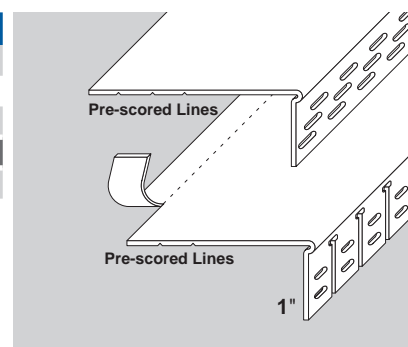




### Super L Bead & Archway

- Has a 3  $\frac{1}{8}$ " return leg, and is pre-scored at 2  $\frac{5}{8}$ ", 2  $\frac{1}{8}$ " and 1  $\frac{5}{8}$ "
- Archway is ideal for finishing arched window returns

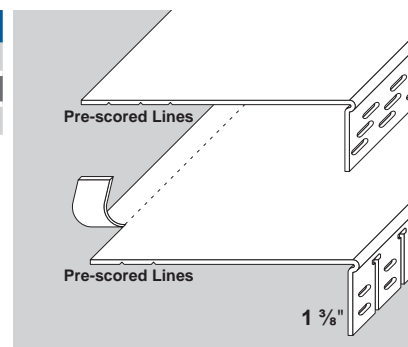
STOCK NO.	LENGTH	PCS. PER BOX
3708	8'	30
3710	10'	30
3712	12'	30
ARCHWAY		
3810	10'	30



### Giant L Bead & Archway

- Giant L Bead has a 5  $\frac{5}{8}$ " return leg and is pre-scored at 4  $\frac{13}{16}$ ", 4  $\frac{5}{16}$ " and 3  $\frac{13}{16}$ "
- Archway is ideal for finishing arched window returns

STOCK NO.	LENGTH	PCS. PER BOX
3850	10'	20
ARCHWAY		
3860	10'	20



## ARTY QUICK TIP:

Save time on finishing window returns with Super or Giant L Beads. Apply adhesive onto the return and apply mud to the mud leg.



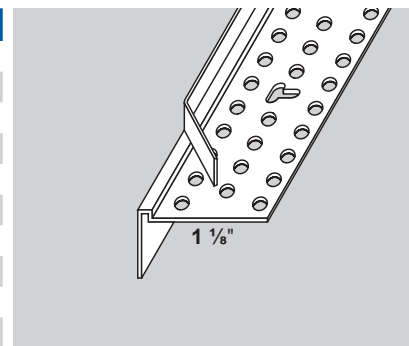




## Tear Away® L Bead

- Used to finish exposed drywall edges
- Features a tear off strip that acts as a guide for the taping knife as well as a protective mask for mudding
- Available in money saving bulk quantities

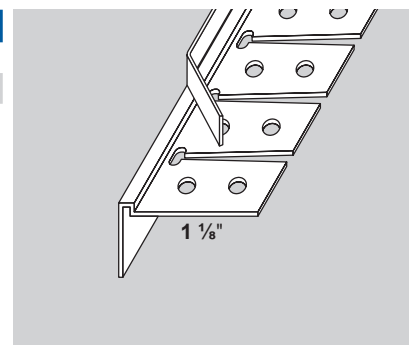
STOCK NO.	SIZE	LENGTH	PCS. PER BOX
9002	¼"	10'	50
9004	⅜"	10'	50
9008	½"	8'	50
9010	½"	10'	50
9010-Bulk	½"	10'	100
9012	½"	12'	50
9108	⅝"	8'	50
9110	⅝"	10'	50
9110-Bulk	⅝"	10'	100
9310	1 ¼"	10'	25



## Tear Away® L Bead Archway

- Used to finish exposed drywall edges
- Features a tear off strip that acts as a guide for the taping knife as well as a protective mask for mudding
- Archway minimum 10" inside radius or 12" outside radius

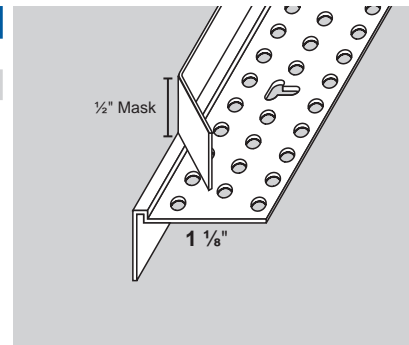
STOCK NO.	SIZE	LENGTH	PCS. PER BOX
9050	½"	10'	20
9150	⅝"	10'	20



## Tear Away® XT L Bead

- Used to finish exposed drywall edges
- Extra tall ½" tear off strip acts as a guide for the taping knife as well as a protective mask for mudding

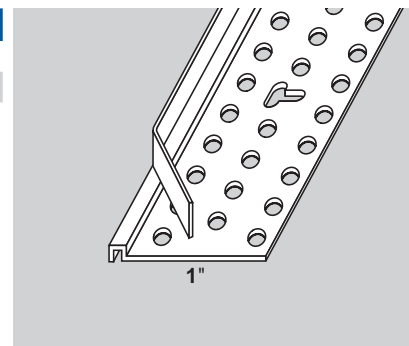
STOCK NO.	SIZE	LENGTH	PCS. PER BOX
9010XT	½"	10'	30
9110XT	⅝"	10'	30



## Flat Tear Away® L Bead

- Flat Tear Away® is designed for areas with tightly butted seams making a return leg impractical
- Features a tear off strip that acts as a guide for the taping knife as well as a protective mask for mudding
- Available in money saving bulk quantities

STOCK NO.	SIZE	LENGTH	PCS. PER BOX
9000	Flat	10'	50
9000-Bulk	Flat	10'	100

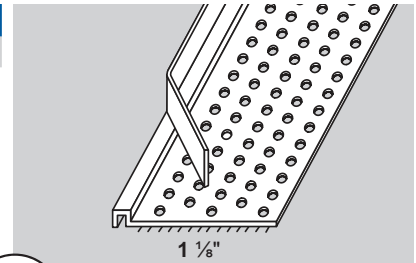




## Mud Set Flat Tear Away®

- Features extra long tear off strip
- Creates a finished edge where drywall terminates at other substrates or building components such as windows and doors
- Features Mud Lock Technology® with 3X the bonding surface for easy mud set installation

STOCK NO.	LENGTH	PCS. PER BOX
MS9000XT	10'	40

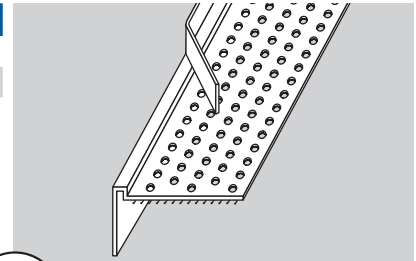


**MUD LOCK TECHNOLOGY®**  
FOR MORE BONDING SURFACE

## Mud Set Tear Away® L Bead

- Features extra long tear off strip
- Creates a finished edge where drywall terminates at other substrates or building components such as windows and doors
- Features Mud Lock Technology® with 3X the bonding surface for easy mud set installation

STOCK NO.	SIZE	LENGTH	PCS. PER BOX
MS9010XT	1/2"	10'	30
MS9110XT	5/8"	10'	30



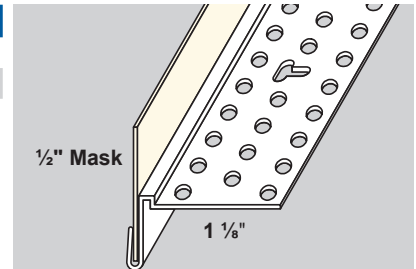
**MUD LOCK TECHNOLOGY®**  
FOR MORE BONDING SURFACE

COMMERCIAL BEADS

## Pullaway® L Bead

- Used to create a finished edge when butting drywall up to another substrate
- Easily removable pull out strip provides 1/2" of protection from mud and also acts as a guide for the taping knife

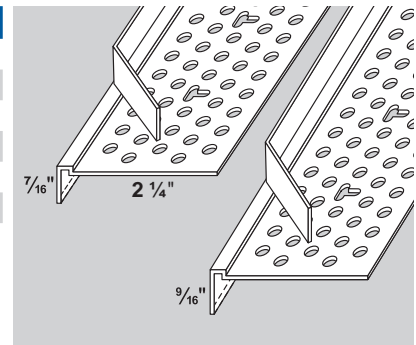
STOCK NO.	SIZE	LENGTH	PCS. PER BOX
3010	1/2"	10'	35
3110	5/8"	10'	35



## Oversized Tear Away® L Bead

- Replaces paper tape, which can be a food source for mold in damp environments
- Extra wide 2 1/4" mud leg spans gap between drywall and flange, uses less mud than filling the gap
- Features a tear off strip that protects the shower/tub flange from mud, leaving a clean crisp finished edge with no mess
- Stock #9358 is recommended for use with 1/2" drywall
- Stock #9368 is recommended for use with 5/8" drywall

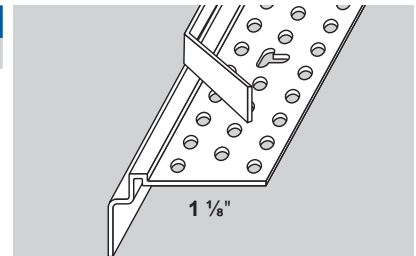
STOCK NO.	SIZE	LENGTH	PCS. PER BOX
9358	7/16"	8'	25
9358M	7/16"	8'	5
9368	9/16"	8'	25
9368M	9/16"	8'	5
9350	7/16"	10'	25
9360	9/16"	10'	25



## Caulk Channel Tear Away®

- Creates a 1/4" x 3/16" caulk channel when installed against a substrate such as a concrete wall
- Features a 5/16" tear off strip that acts as a guide for the taping knife as well as a protective mask for mudding
- Can also be used to cover expansion joints filled with fire or acoustical caulk
- Can be used with 1/2" or 5/8" drywall

STOCK NO.	LENGTH	PCS. PER BOX
9140	10'	40

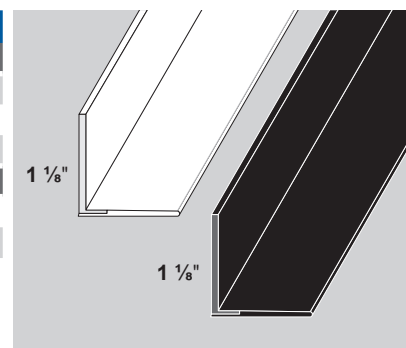


# ACOUSTICAL & CEILING BEADS

## Flex Grid Angle®

- The ultimate way to finish an acoustical ceiling terminating at any curved wall or surface
- Will finish columns 5 ½" radius or larger, stock #8158 & stock #8178 will finish a minimum inside radius of 60"
- For inside radii as small as 18", use stock #8159 or stock #8179

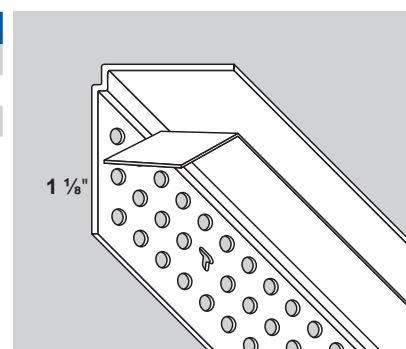
STOCK NO.	SIZE	LENGTH	PCS. PER BOX
WHITE			
8158M	7/8"	8'	10
8158	7/8"	8'	63
8159	9/16"	8'	63
BLACK			
8178M	7/8"	8'	10
8179M	9/16"	8'	10



## Mud On Ceiling Bead

- Use wherever a new wall is butted to an existing drop ceiling
- Tear off strip protects the visible flange from compound for easy clean up

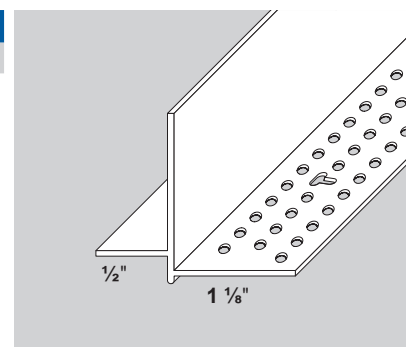
STOCK NO.	SIZE	LENGTH	PCS. PER BOX
5010	7/8"	10'	40
5012	7/8"	12'	40
5020	9/16"	10'	40



## Architectural Access Door Bead

- Creates crisp, clean transitions between ceiling and access panel with a subtle 1/4" step
- Provides a flange for access door to rest on
- Can be used to trim 2' X 2' commercial light fixtures when installed in drywall ceiling

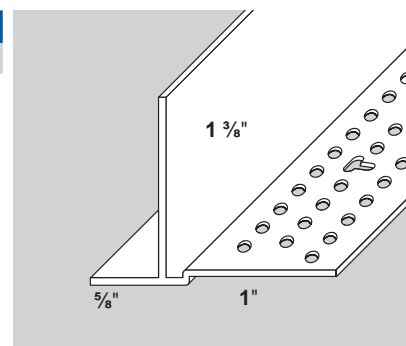
STOCK NO.	LENGTH	PCS. PER BOX
AS8020	10'	12



## Access Door Bead (original)

- Designed for finishing drywall around access doors
- Provides a flange for access doors to rest on

STOCK NO.	LENGTH	PCS. PER BOX
8020	10'	12

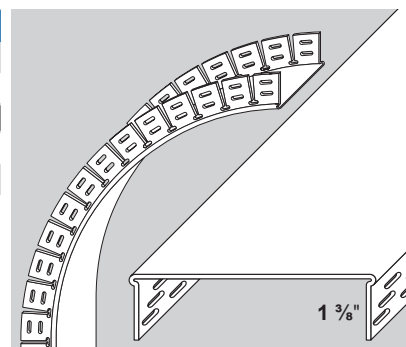


## FAST CAP® BEADS

### Fast Cap® & Archway

- Finish doorways, wall ends, knee walls, and closets by eliminating the need for the drywall face and 2 corner beads
- 4 5/8" Fast Cap is designed for 2' x 4' wood studs only
- 4 7/8" Fast Cap can be used with wood studs or 3 5/8" metal studs
- Archway minimum 15" inside radius or 28" outside radius

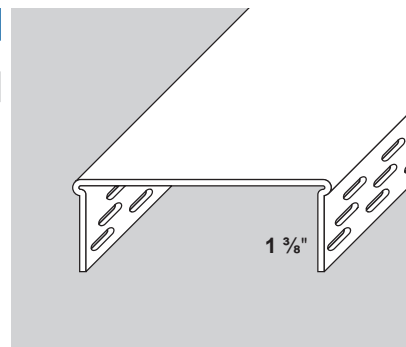
STOCK NO.	SIZE	LENGTH	PCS. PER BOX
4410	4 5/8"	10'	10
4510	4 7/8"	10'	10
ARCHWAY			
4610	4 5/8"	10'	10
4710	4 7/8"	10'	10



### Wall Fast Cap® for 2 1/2" Metal Studs

- Same great features as Fast Cap but designed to be used with 2 1/2" metal studs
- 3 1/2" Fast Cap for 2 1/2" metal stud and 2 pieces of 1/2" drywall
- 3 3/4" Fast Cap for 2 1/2" metal stud and 2 pieces of 5/8" drywall

STOCK NO.	SIZE	LENGTH	PCS. PER BOX
4883	3 1/2"	10'	10
4810	3 3/4"	10'	10



## ARTY QUICK TIP:

Finish walkthroughs and closet openings fast.  
Use a durable & paintable Fast Cap® which eliminates the need to sand the return surface.







# Corner Protectors


Attractive peace of mind



Trim-Tex corner protectors are made from a vinyl material that is stiff enough to stay upright for ease of installation yet soft enough to absorb and displace impact while remaining undamaged.

## Standard Colors

Always in stock and ship same day if ordered by 2pm CST.



## Custom Colors

May require up to a two week lead time.

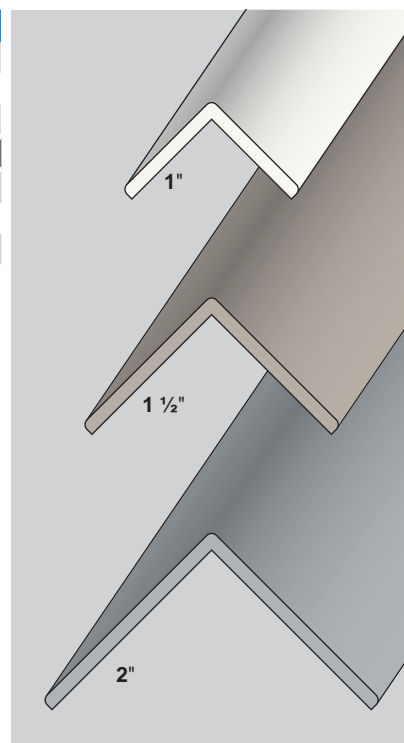


## Corner Guard

- Corner Guards easily install over 90° finished corners and provide high impact corner protection in 8' and 10' lengths.
- 10' available in White only.
- Available in three different sizes to meet the needs of any project
- Custom Colors require a minimum order quantity of 20 boxes

STOCK NO.	SIZE	LENGTH	PCS. PER BOX
RCG08-*	1"	8'	25
RCG08-1.5-*	1 ½"	8'	10
RCG08-2-*	2"	8'	10
WHITE ONLY			
RCG10-S110	1"	10'	25
RCG10-1.5-S110	1 ½"	10'	10
RCG10-2-S110	2"	10'	10

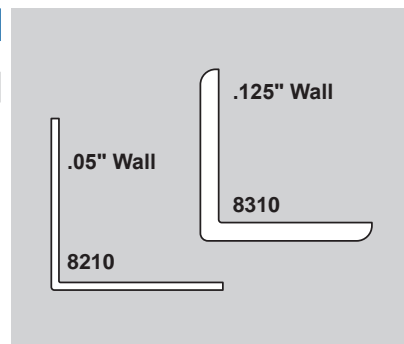
Substitute \* with the desired color # listed in color chart above



## L Angles

- Protects 90° pre-finished wall systems
- Available in white only

STOCK NO.	SIZE	LENGTH	PCS. PER BOX
8210	1 ½"	10'	50
8310	1 ¼"	10'	30



A photograph of a hallway featuring white doors and walls with decorative beads. The doors have glass inserts with a textured, cork-like pattern. The walls also feature decorative beads. The floor is made of dark wood. A blue banner is overlaid on the image, containing the text "Decorative Beads" and "Create millwork quality details for a fraction of the cost".

# Decorative Beads

Create millwork quality details for a fraction of the cost

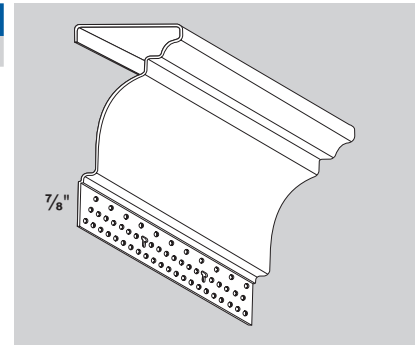


## CROWN MOLDINGS

### 3 ¾" Crown Molding

- Our most popular crown molding features a large concave curve with a multi-faceted crown

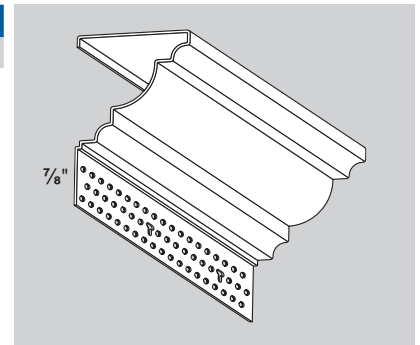
STOCK NO.	LENGTH	PCS. PER BOX
6310	10'	8



### 3 ½" Crown Molding

- A classic crown molding with a convex shape that creates elegant shadows and highlights

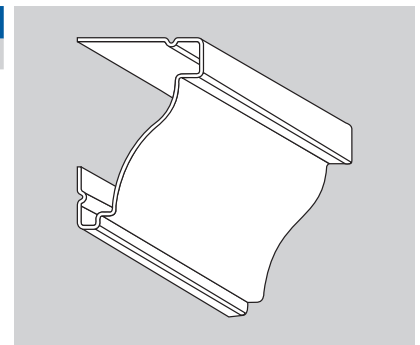
STOCK NO.	LENGTH	PCS. PER BOX
6210	10'	8



### 3 ½" Glue On Crown Molding

- No mudding needed; installs with caulk

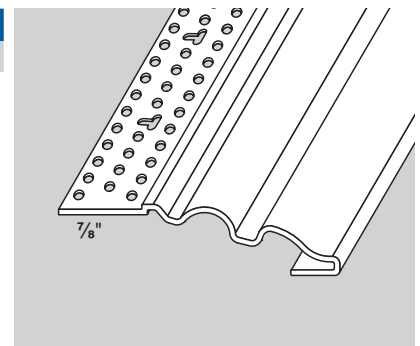
STOCK NO.	LENGTH	PCS. PER BOX
6410	10'	8



### Decorative L Bead Style 691

- Perfect for creating wainscoting and decorative casing around windows and doors
- Available while supplies last

STOCK NO.	SIZE	LENGTH	PCS. PER BOX
69105	½"	10'	25







# Tools & Accessories

Everything you need to get the job done







## ADHESIVES & INSTALLATION PRODUCTS

### 847<sup>®</sup> Spray Adhesive

- 847 Spray Adhesive is a high tack, pressure sensitive spray adhesive designed and tested by our engineers to be used with Trim-Tex vinyl beads
- Trim-Tex 847 is recommended for installing expansion products such as Magic Corner, Hideaway Expansion and 093V Expansion
- Apply 847 to drywall and/or mud legs, then install bead immediately onto the drywall

STOCK NO.	PCS. PER BOX
847	1 case = 12 cans



### Disposable Particulate Respirator

- Provides protection from dust
- Features foam nose pad and curved nose clip with latex-free head straps
- Built-in exhalation valve option
- Use in oil free environments
- NIOSH Approved
- Manufactured by Honeywell Safety Products

STOCK NO.	PCS. PER BOX
14110391	20
WITH EXHALATION VALVE	
14110394	20



### Powdered Mud-Max<sup>®</sup>

- Improve the strength and adhesive performance of all drywall compounds, textures and plaster products
- Perfect for bonding paper, metal or vinyl beads to drywall and applying plaster products onto metal or vinyl beads
- One resealable 14 lb bucket of Powdered Mud-Max will treat up to 80 five gallon buckets/boxes of compound

STOCK NO.	VOLUME
855	14 lb bucket





## STAPLING

### Surebonder® 3-in-1 Staple Gun

- Designed to drive narrow crown staples, brad nails and pin nails
- Heavy duty all-steel construction
- Non slip grip
- Uses #4 heavy duty staples

STOCK NO.	PCS. PER BOX
864	1



### Surebonder® Pneumatic Staple Gun

- Install beads at 10 times the speed
- Lightweight & ergonomic design
- Uses #4 heavy duty staples

STOCK NO.	PCS. PER BOX
865	1



### Surebonder® 1/2" Chisel Point Staples

- Designed for use with stock #864 Surebonder® 3-in-1 Staple Gun and stock #865 Surebonder® Pneumatic Staple Gun
- Stainless Steel (stock #869) variant available for moist or humid environments

STOCK NO.	PCS. PER BOX
863	5000 staple boxes
STAINLESS STEEL	
869	1250 staple box







## Black Widow® Pro Sander

- No-flip design
- 60% larger sanding surface
- Hook design molded into the tool
- All-in-one foam & grit quick change system
- Stock #540P includes 48" aluminum pole


STOCK NO.	DESCRIPTION	PCS. PER BOX
540	Sander	4
540P	Sander & Pole	4



## Black Widow® Sanding Pads

- Designed for The Black Widow® Pro Sander
- 60% larger sanding surface
- All-in-one foam & grit quick change system
- ¼" thick foam

STOCK NO.	GRIT	PCS. PER BOX
560-FX	Extra Fine	24 (4 packs of 6)
560-F	Fine	24 (4 packs of 6)
560-M	Medium	24 (4 packs of 6)
560-C	Coarse	24 (4 packs of 6)
560-CX	Extra Coarse	24 (4 packs of 6)



## Full Circle Sanding Tools

- Radius 360° Sanding Tool and accessories are available through Trim-Tex
- Features a die-cast aluminum head and wide pivot brackets for superior control

STOCK NO.	STYLE	PCS. PER BOX
360	360 Sanding Tool	6
360-PWRPD	9" Power Pad	6
362	Std. Foam Repl. Pad	6

STOCK NO.	STYLE	PCS. PER BOX
365-60	Sanding Disc 60 Grit	100
365-80	Sanding Disc 80 Grit	100
365-100	Sanding Disc 100 Grit	100
365-120	Sanding Disc 120 Grit	100
365-150	Sanding Disc 150 Grit	100
365-180	Sanding Disc 180 Grit	100
365-220	Sanding Disc 220 Grit	100
365-240	Sanding Disc 240 Grit	100
365-280	Sanding Disc 280 Grit	100
365-300	Sanding Disc 300 Grit	100



## Dual Angle Dual Grit Sanding Block

- Features two tapered edges to simplify corner sanding and radius edges to prevent gouging and scuffing of compound
- 40% larger than standard blocks, measuring 5" x 3 1/4"

STOCK NO.	GRIT	PCS. PER BOX
885F	Fine/Fine	24
885F-BULK	Fine/Fine	100
885	Medium/Fine	24
885-BULK	Medium/Fine	100
885-IND*	Medium/Fine	24

\*Also available individually sleeved





Patent# D480,619

## Premium Dual Angle Sanding Block

- Features the same dual angle, dual grit design as the popular 885 line of products, but is made of a denser foam and coated with a premium grit for increased durability and longevity
- The block itself is also roughly 20% larger than our standard blocks

STOCK NO.	GRIT	PCS. PER BOX
887	Medium/Fine	16
887-BULK	Medium/Fine	70




Patent# D480,619

## Single Angle Sanding Block

- Features a steep tapered edge, as well as the Trim-Tex exclusive radius corner to prevent scratching and gouging while the tapered edge prevents unintentional sanding of the opposite wall
- 40% larger than standard blocks

STOCK NO.	GRIT	PCS. PER BOX
888F	Fine	24
888F-BULK	Fine	100
888F-IND*	Fine	24
888M	Medium	24
888M-BULK	Medium	100
888M-IND*	Medium	24

\*Also available individually sleeved



Patent# D480,619

## Standard Sanding Block

- Standard size sanding block measures 2 3/4" x 1" x 4"
- Features the Trim-Tex exclusive radius edge which prevents unwanted scuffing and gouging

STOCK NO.	GRIT	PCS. PER BOX
883F	Fine	24
883F-BULK	Fine	180
883M	Medium	24
883M-BULK	Medium	180




Patent# D480,619

## Sanding Sponges

- A 4" x 5" flexible sanding pad

STOCK NO.	GRIT	PCS. PER BOX
881	Fine	50 pc. Display Box





## Buttboard™ Drywall Backer

- Creates a tapered edge that requires less joint compound to finish
- Available in 500pc skid quantities

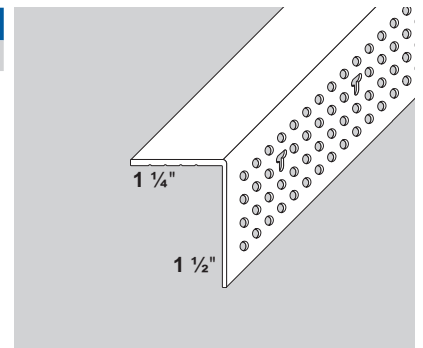
STOCK NO.	LENGTH	PCS. PER BOX
825	48"	12
826	54"	12
825S	48"	500
826S	54"	500



## Truss Backing Angle

- Eliminates inside ceiling corner cracking due to truss uplift of interior partition walls
- Backing Angle may also be used where blocking is missing on inside corners
- Thick vinyl flange helps screws start easier
- May vary in color

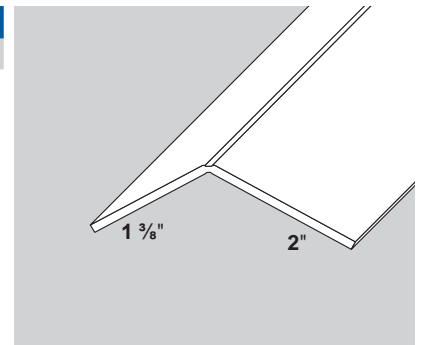
STOCK NO.	LENGTH	PCS. PER BOX
8050	10'	25



## Vault Backing Angle

- Prevents cracks from forming along the peak of cathedral ceilings
- Creates perfectly straight peaks even with poorly aligned framing
- Thick vinyl flange helps screws start easier

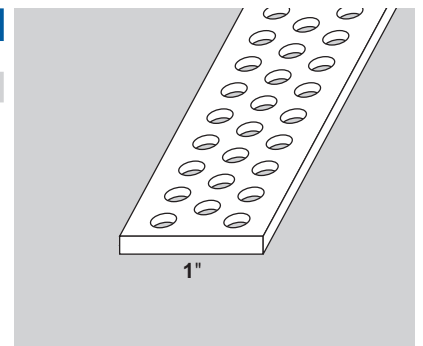
STOCK NO.	LENGTH	PCS. PER BOX
8060	10'	25



## Shim in a Box

- Unlike paper shims, vinyl shims do not contain food sources for mold
- Large holes allow stud adhesive to bond drywall to studs
- 47.5" strips can be scored with a utility knife and snapped to custom length or cut with snips
- May vary in color.
- Available while supplies last

STOCK NO.	THICKNESS	PCS. PER BOX
972	1/16"	200
973	1/8"	125







## MUD SET TOOLS

### Pro Series 4 in 1 Hopper

- Includes inserts for installing Bumper Corner Bead, 90° rigid, splayed, bullnose, and bullnose splayed
- Stock #390R includes only 2 wipers, one for 90° rigid bead and one for bullnose beads

STOCK NO.	DESCRIPTION	PCS. PER BOX
390	Hopper	1
390R	Replc. Rubber Wipers	1
390B	Replacement Base	1
390I	Replacement Gates	1
391	Stand	1



### Pro Series Auto Mixer

- Mix drywall compounds and exterior acrylic finishes hands free
- Includes a 900W variable speed drill with triple gear reduction, a stainless steel bracket, mixing paddle, and a 5 gallon bucket
- Available while supplies last

STOCK NO.	STYLE	PCS. PER BOX
750	USA	1



### Pro Series Quad Rollers

- 4 self-aligning wheels apply even pressure to bead to ensure straight installation
- 54" aluminum pole included

STOCK NO.	STYLE	PCS. PER BOX
460	90° Mud Set	1
461	350 Bull	1
463	Fast Edge® Paper	1


**TAPEPRO**  
DRYWALL TOOLS



## Pro Series Rollers

- Stock #385 installs 90° rigid and 90° bullnose
- Stock #386 installs 135° rigid and 135° bullnose
- 54" aluminum pole included

STOCK NO.	STYLE	PCS. PER BOX
385	90°	1
386	Splayed	1



## Compound Applicator

- Designed to lay down a coat of compound for installing Trim-Tex Mud Set Beads
- Multiple Mud Heads available (sold separately)

STOCK NO.	LENGTH	PCS. PER BOX
450	36"	1

**TAPEPRO**  
DRYWALL TOOLS



## Mud Heads

- All Mud Heads are designed to be used with the Compound Applicator (stock #449, stock #450)
- Stock #451 is designed for installing any standard 90° outside corners
- Stock #452 is designed for installation of Mud Set Flat Tear Away
- Stock #453 applies mud to off-angle inside corners for Mud Set Magic Corner or Adjustable Inside Corner Bead
- Stock #455 is designed for installing Mud Set Rigid Jumbo Low Profile Corner Bead with 1 3/4" mud legs as well as Bullnose beads and Fast Edge® Paper
- Stock #456 is designed for installing Wall Mounted Deflection Bead
- Stock #457 applies enough compound to easily set fill coat over an installed Deflection or Tear Away bead

**TAPEPRO**  
DRYWALL TOOLS




451



452




453



455



456



457



458

STOCK NO.	STYLE	PCS. PER BOX
451	90° Rigid	1
452	Single Edge	1
453	Manta Ray	1
455	Jumbo & Fast Edge® Paper	1
456	Deflection Bead	1
457	Fill Coat	1
458	Inside Mud Head	1



## Pop-Out Flat Access Door

- Designed to blend in at locations where access is required at regular intervals
- Created from glass fiber reinforced gypsum for increased strength
- Available in both square or radiused corner styles
- No surface preparation is required for finishing
- Panels are  $\frac{5}{8}$ " thick
- The numbers listed are the actual sizes of the panel, not the rough opening
- Rough opening dimension: add 6" per side

STOCK NO.	DOOR SIZE"	STYLE
RC-09	9x9	Radius Corner
RC-12	12x12	Radius Corner
RC-16	16x16	Radius Corner
RC-18	18x18	Radius Corner
RC-24	24x24	Radius Corner
RC-2230	22x30	Radius Corner
RC-30	30x30	Radius Corner
SQ-09	9x9	Square Corner
SQ-12	12x12	Square Corner
SQ-16	16x16	Square Corner
SQ-18	18x18	Square Corner
SQ-24	24x24	Square Corner
SQ-2230	22x30	Square Corner
SQ-30	30x30	Square Corner



## Hinged Flat Access Door

- Designed to blend in at locations where access is required at regular intervals
- Created from glass fiber reinforced gypsum for increased strength
- Available in both square or radiused corner styles
- Latches available with straight slot or keyed lock styles
- No surface preparation is required for finishing
- Panels are  $\frac{5}{8}$ " thick
- The numbers listed are the actual sizes of the panel, not the rough opening
- Rough opening dimension: add 6" per side

STOCK NO.	DOOR SIZE"	STYLE
RCHG-09	9x9	Slotted Radius Corner
RCHG-12	12x12	Slotted Radius Corner
RCHG-16	16x16	Slotted Radius Corner
RCHG-18	18x18	Slotted Radius Corner
RCHG-24	24x24	Slotted Radius Corner
RCHG-09-K	9x9	Keyed Radius Corner
RCHG-12-K	12x12	Keyed Radius Corner
RCHG-16-K	16x16	Keyed Radius Corner
RCHG-18-K	18x18	Keyed Radius Corner
RCHG-24-K	24x24	Keyed Radius Corner
SQHG-09	9x9	Slotted Square Corner
SQHG-12	12x12	Slotted Square Corner
SQHG-16	16x16	Slotted Square Corner
SQHG-18	18x18	Slotted Square Corner
SQHG-24	24x24	Slotted Square Corner
SQHG-09-K	9x9	Keyed Square Corner
SQHG-12-K	12x12	Keyed Square Corner
SQHG-16-K	16x16	Keyed Square Corner
SQHG-18-K	18x18	Keyed Square Corner
SQHG-24-K	24x24	Keyed Square Corner





## **Trademarks**

---

Trim-Tex, Drywall Art, Pullaway, Tear Away, EZ Tray, MudSet Beads, Step a Bull, Auto Mixer, Chamfer Bead, Chamfer Stop, Chamfer 3 Way, Chamfer Marker, 350 Chamfer Bead, 350 Chamfer Arch, Magic Corner, Hideaway, 093V, Fast Cap, Mud On, Flex Grid Angle, 350 Bull, 350 Bull Arch, Miter Marker, Mud Max, Black Widow, Arch Plus, 847, TEX11 and 848 are trademarks of Trim-Tex, Inc. Surebonder is trademark of FPC. 3M77 is a trademark of 3M.

## **Custom Lengths & Extrusions**

---

Trim-Tex offers custom size lengths of existing product on a per-order basis, contact our customer service team for details. Custom shapes and extrusions are available upon request for orders of 10,000 linear feet or more. Tooling and die costs are separate, contact our customer service team for details and a personalized quote.


## **Warranty**

---

Trim-Tex, Inc. warrants that the products manufactured by Trim-Tex to be free from manufacturing defects when installed in accordance with the guidelines and instructions, where indicated, and in accordance to the customary and ordinary standards of the industry. Trim-Tex, Inc.'s sole responsibility shall be for the replacement of product only when it has been determined by Trim-Tex, Inc. that the product was defective as a result of manufacturing and not as a result of improper installation or handling. Trim-Tex assumes no liability or responsibility for any direct, indirect or consequential damages that may arise from the use of any product manufactured by Trim-Tex. Trim-Tex assumes no responsibility for any defective product not manufactured by Trim-Tex in which a product of Trim-Tex is attached to or made a part of said product. Neither Trim-Tex, its officers, agents or employees have the authority to make any other warranty either orally or in writing.

# What you need. Where you are.

Trim-Tex.com has been built from the ground up with your busy schedule in mind. With easy access to the full product catalog, videos, tips, documentation, and customer service, you can get exactly what your looking for at home or on the job all without the hassle!



## www.Trim-Tex.com

Stay Connected



1-800-874-2333 | Email: [info@trim-tex.com](mailto:info@trim-tex.com) | 3700 W Pratt Ave. Lincolnwood, IL 60712  
Shipping & Receiving: 3737 Morse Ave. Lincolnwood, IL 60712