



2018 TRIM-TEX CATALOG

COMMERCIAL & RESIDENTIAL

Proud US Manufacturer Since 1969

TRIM-TEX
DRYWALL PRODUCTS

P: 1-800-874-2333 | F: 1-800-644-0216 | www.trim-tex.com



Superior Solutions

Trim-Tex is the proud US manufacturer of the world's strongest and most versatile line of corner beads. Made from a proprietary blend of 70% recycled rigid vinyl materials, Trim-Tex corner beads support responsible building practices and will never dent or rust. Since 1969, we have been creating interior finishing solutions alongside contractors, architects, and engineers that save you time and money on the job.

To see and feel the benefits of our products first-hand, request a 9-inch sample from the comprehensive online catalog at www.trim-tex.com. Our award winning customer service team is available to answer your questions and assist in getting you the product you need. With same day shipping and over 700 different products in stock, we can help you prevent jobsite delays.

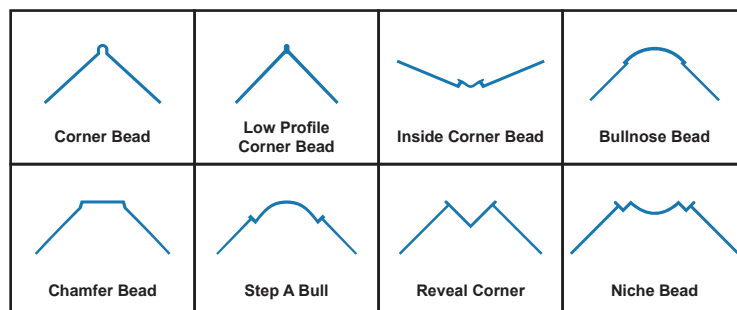
Whether you need one box or a truckload, Trim-Tex has you covered.



TABLE OF CONTENTS

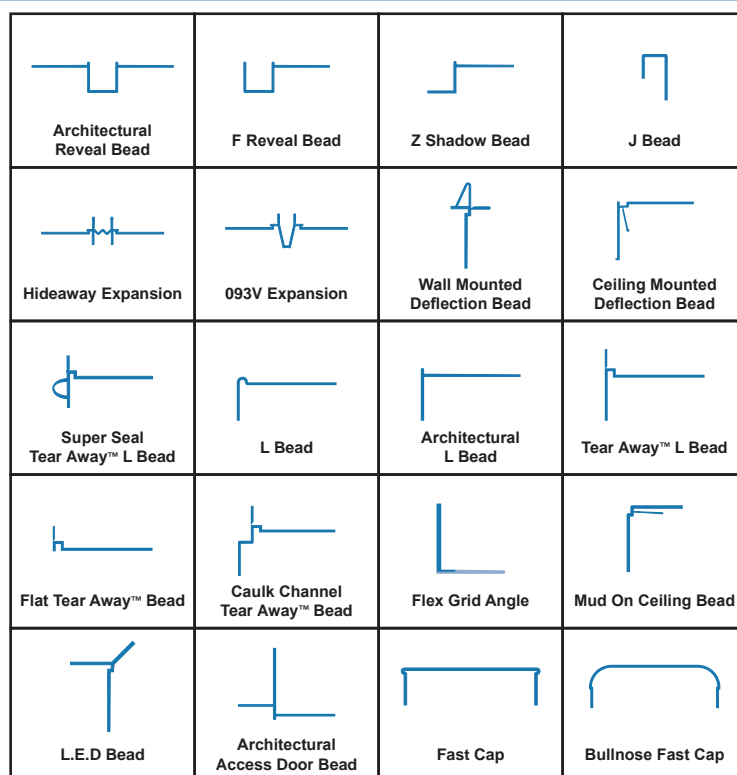
Corner Beads

Standard Corner Beads	3-5
Inside Corners	6-7
Bullnose Beads	8-13
Chamfer Beads	14-15
Decorative Corner Beads	16-17



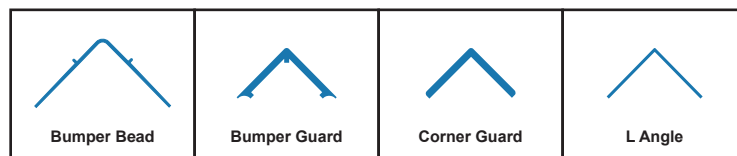
Commercial Beads

Shadow & Reveal Beads	19-20
J Beads	21
Expansion Beads	22
Deflection Beads	23
L Beads	24-25
Tear Away™ Beads	26-27
Acoustical & Ceiling Beads	28-29
Fast Cap Beads	29



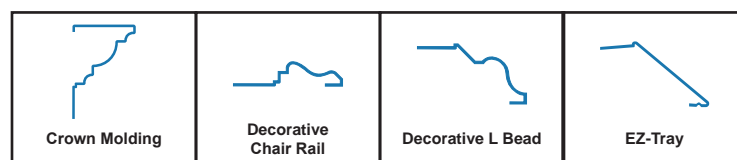
Corner Protectors

Bumper Bead System	31
Corner Guards	31



Decorative Corners

Crown Moldings	33
Decorative L Beads	34
EZ-Tray	35



Tools & Accessories

Adhesives & Installation Products	37
Abrasives	39
Drywall Backing	41

Mud Set Tools	42
Flat Access Door Panels	44



Corner Beads

A world of endless possibilities

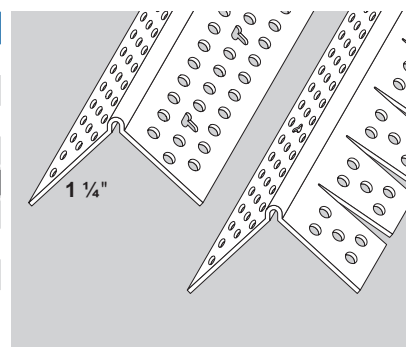


STANDARD CORNERS

Corner Bead & Archway

- Original corner bead design featuring a slight radius on nose
- Archway minimum 10" inside radius or 18" outside radius

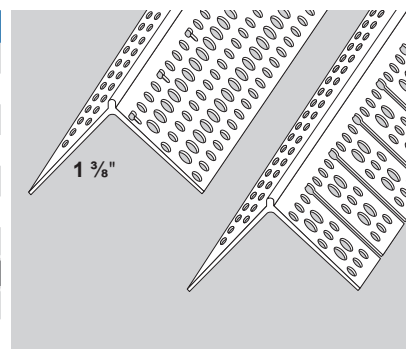
STOCK NO.	LENGTH	PCS. PER BOX
4008	8'	50
4009	9'	50
4010	10'	50
4012	12'	50
ARCHWAY		
4108	8'	50
4110	10'	50
4112	12'	50



Rigid Low Profile Corner Bead & Archway

- Lower nose profile requires less compound to finish
- Archway minimum 10" inside radius or 22" outside radius
- Closed Angle (CA) features a slightly tighter angle to ease finishing of uneven framing

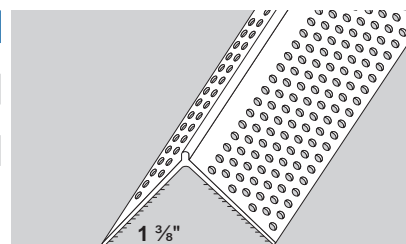
STOCK NO.	LENGTH	PCS. PER BOX
R008LP	8'	45
R009LP	9'	45
R010LP	10'	45
R012LP	12'	45
R008CA	8'	45
R009CA	9'	45
R010CA	10'	45
ARCHWAY		
RA10LP	10'	45



Mud Set Rigid Low Profile Corner Bead

- 1 3/8" mud-legs are wider than standard metal corner bead for a stronger bond
- Compatible with all hoppers and most roller tools
- Features Mud Lock Technology™ with 3X the bonding surface for easy mud set installation

STOCK NO.	LENGTH	PCS. PER BOX
MSR008LP	8'	50
MSR009LP	9'	50
MSR010LP	10'	50
MSR012LP	12'	50

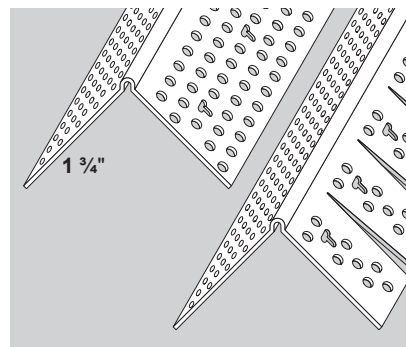


MUD LOCK TECHNOLOGY™
FOR MORE BONDING SURFACE

Jumbo Corner Bead & Archway

- Original corner bead design featuring a slight radius on nose
- 1 3/4" extra wide mud legs
- Will finish up to two layers of 5/8" drywall
- Helps prevent cracking on lofts, balconies, and all bridging
- Archway minimum 12" inside or 26" outside radius

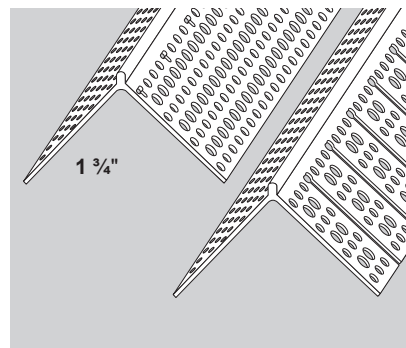
STOCK NO.	LENGTH	PCS. PER BOX
J008	8'	40
J009	9'	40
J010	10'	40
ARCHWAY		
JA10	10'	40



Rigid Jumbo Low Profile & Archway

- 1 3/4" extra wide mud legs
- Will finish up to two layers of 5/8" drywall
- Ideal for level 5 finishing in schools, hospitals, office buildings and more
- Archway minimum 16" inside radius or 24" outside radius

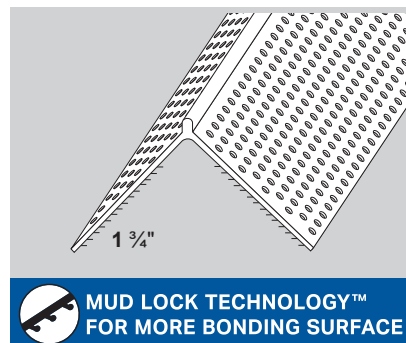
STOCK NO.	LENGTH	PCS. PER BOX
RJ08LP	8'	45
RJ10LP	10'	45
RJ08CA	8'	45
RJ10CA	10'	45
ARCHWAY		
RJA10LP	10'	45



Mud Set Rigid Jumbo Low Profile Corner Bead

- Extra wide 1 3/4" mud legs
- Easily finishes two layers of 5/8" drywall
- Ideal for level 5 finishing in schools, hospitals, office buildings and more
- Features Mud Lock Technology™ with 3X the bonding surface for easy mud set installation

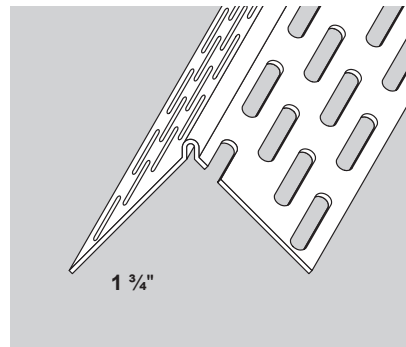
STOCK NO.	LENGTH	PCS. PER BOX
MSRJ10LP	10'	50



Skim Coat Plaster Corner Bead

- Designed to be used with skim coat veneers and EIFS
- Formulated with additional impact modifiers
- Taller 5/32" (0.156) mud bump for skim coat or exterior acrylic finishes

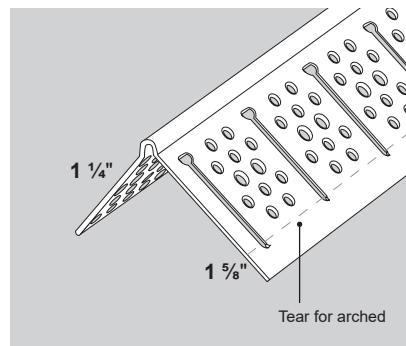
STOCK NO.	LENGTH	PCS. PER BOX
S010	10'	40



Arch Plus 90° Combo Bead

- Two products in one, remove tear off strip to transform straight corner bead into archway bead
- Archway minimum 10" inside radius or 18" outside radius

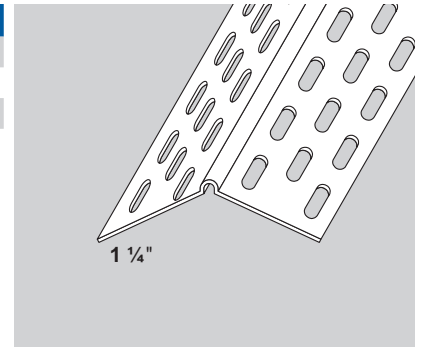
STOCK NO.	LENGTH	PCS. PER BOX
4050	10'	40



Outside Splayed Corner Bead

- Original corner bead design featuring a slight radius on nose
- Fits splayed outside corner angles from 120° to 140°

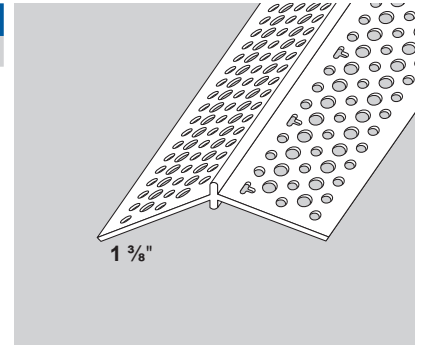
STOCK NO.	LENGTH	PCS. PER BOX
4208	8'	70
4209	9'	70
4210	10'	70



Rigid Splayed Adjustable Corner Bead

- Hinge design allows the bead to adjust to finish an outside corner from 115° to 155°


STOCK NO.	LENGTH	PCS. PER BOX
RS10	10'	40



Mud Set Adjustable Splayed Corner

- Hinge design allows the bead to adjust to finish an outside corner from 115° to 155°
- Features Mud Lock Technology™ with 3X the bonding surface for easy mud set installation

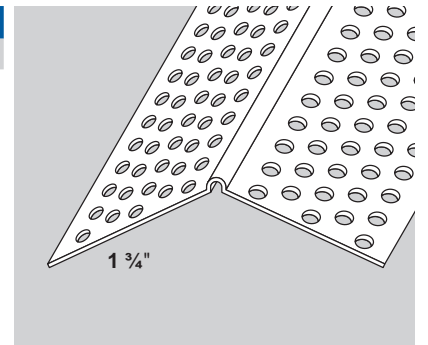
STOCK NO.	LENGTH	PCS. PER BOX
MSRS10	10'	25



Jumbo Splayed Corner Bead

- Original corner bead design featuring a slight radius on nose
- Fits splayed outside corner angles from 120° to 140°
- 1 3/4" extra wide mud legs

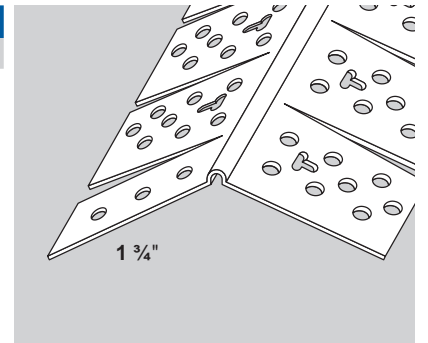
STOCK NO.	LENGTH	PCS. PER BOX
JS10	10'	40



Jumbo Splayed Double Arch

- Fits splayed outside corner angles from 120° to 140°
- 1 3/4" extra wide mud legs with alternating notches on both sides for extreme flexibility
- Perfect for spiraling arches or groin vaults
- Archway minimum 12" inside radius or 15" outside radius

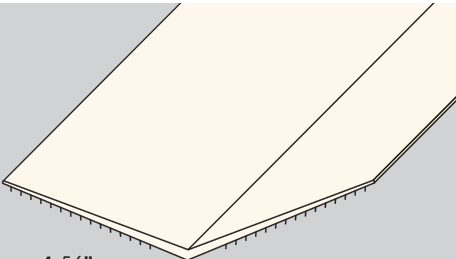
STOCK NO.	LENGTH	PCS. PER BOX
JSA10	10'	40





Angle Master

This flexible corner trim comes in 100' rolls and is engineered to fit any off-angle corner. The paperless design finishes easily without having to worry about scuffing or blistering. Angle Master has the strongest possible bond to help keep your corners free of unsightly cracking.

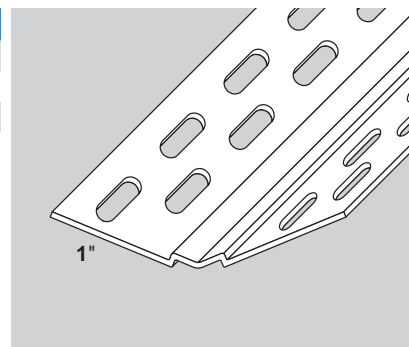
		
STOCK NO.	LENGTH	PCS. PER BOX
MS325	100'	4 x 100' rolls



Adjustable Inside Corner Bead

- Designed to create inside corners that are straighter and sharper than paper tape for crisp paint lines
- Hinge design allows the bead to adjust from a 70° to a 150° inside corner

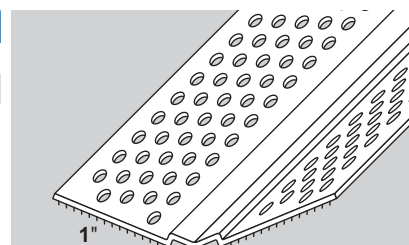
STOCK NO.	LENGTH	PCS. PER BOX
4308	8'	70
4309	9'	70
4310	10'	70



Mud Set Adjustable Inside Corner

- Hinge design allows bead to adjust to finish an inside corner from 70° to 150°
- Creates a sharper finish than paper tape
- Features Mud Lock Technology™ with 3X the bonding surface for easy mud set installation

STOCK NO.	LENGTH	PCS. PER BOX
MS4308	8'	50
MS4310	10'	50

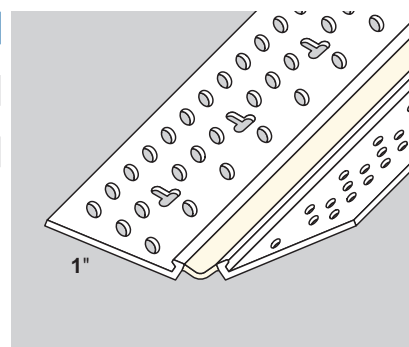


MUD LOCK TECHNOLOGY™
FOR MORE BONDING SURFACE

Magic Corner™

- Use on any inside corner where movement is an issue to prevent cracking
- Eliminates edge cracking on all off-angle walls and vaulted ceilings
- Up to 3/8" in controlled movement
- Includes free installation tool

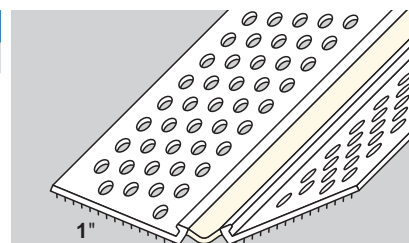
STOCK NO.	LENGTH	PCS. PER BOX
4368	8'	50
4366	10'	50
4320	200'	1 Roll
4325K	100', 847 Spray	1 Roll



Mud Set Magic Corner™

- Use on any inside corner where movement is an issue to prevent cracking
- Eliminates edge cracking on all off-angle walls and vaulted ceilings
- Embeds into a layer of mud making it easy to adjust to create a perfectly straight line
- Features Mud Lock Technology™ with 3X the bonding surface for easy mud set installation

STOCK NO.	LENGTH	PCS. PER BOX
MS4315	150'	1 Roll

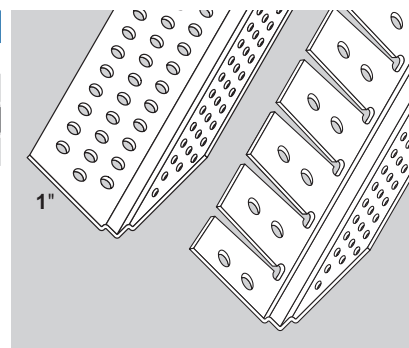


MUD LOCK TECHNOLOGY™
FOR MORE BONDING SURFACE

90° Inside Corner Bead & Archway

- Designed to create inside corners that are straighter and sharper than paper tape for crisp paint lines
- Use to finish wall niches quickly and easily
- Archway minimum 36" inside radius or 36" outside radius

STOCK NO.	LENGTH	PCS. PER BOX
4358	8'	40
4350	10'	40
ARCHWAY		
4150	10'	40





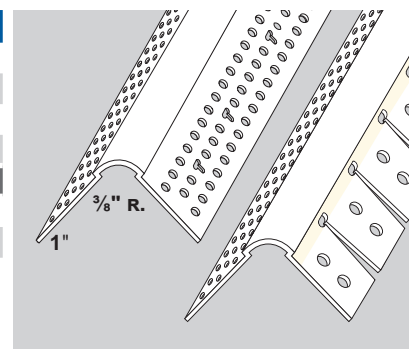
BULLNOSE BEADS



350 Bull™ Corner Bead & Archway

- Features a $\frac{3}{8}$ " radius & extra long legs that allow 350 Bull to absorb extreme impact
- No exposed notches on face of bead to fill
- Archway minimum 15" inside radius or 24" outside radius.

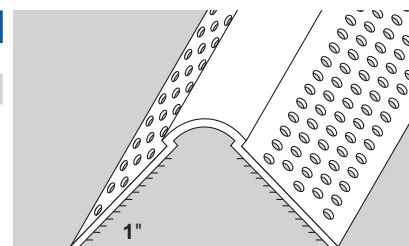
STOCK NO.	LENGTH	PCS. PER BOX
35008	8'	35
35009	9'	35
35010	10'	35
35012	12'	35
ARCHWAY		
35028	8'	25
35020	10'	25



Mud Set 350 Bull™ Corner Bead

- Absorbs the most impact of all Trim-Tex beads
- Creates a soft rounded corner that is a safe alternative to 90° corner bead
- Mud Set 350 Bull Beads work with all 350 Bull products and accessories
- Features Mud Lock Technology™ with 3X the bonding surface for easy mud set installation

STOCK NO.	LENGTH	PCS. PER BOX
MS35008	8'	50
MS35010	10'	50

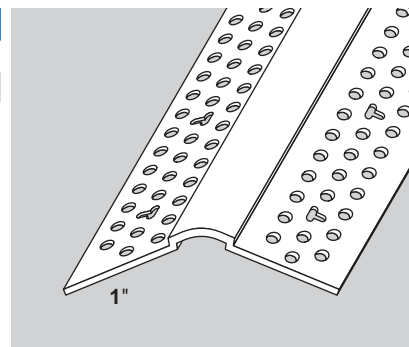


MUD LOCK TECHNOLOGY™
FOR MORE BONDING SURFACE

350 Bull™ Splayed Corner Bead

- Designed for finishing off-angle walls
- Works with 921 off-angle 3-Way molded corner

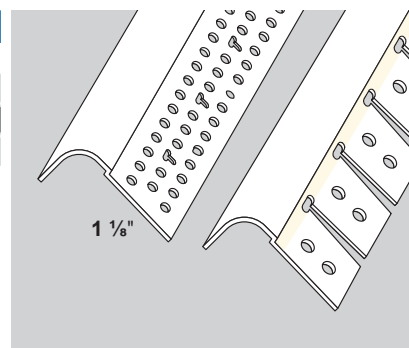
STOCK NO.	LENGTH	PCS. PER BOX
35038	8'	35
35030	10'	35



350 Bull™ Kerfed & Archway

- Leg can be inserted into the channel of many pre-formed door and window jambs
- No exposed notches on face of bead to fill
- Archway minimum 15" inside radius or 36" outside radius

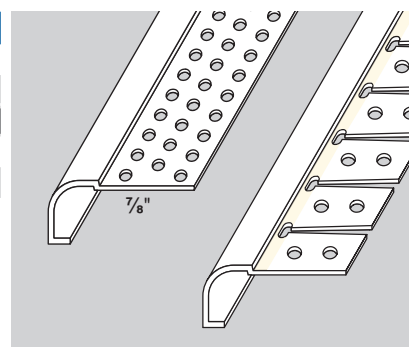
STOCK NO.	LENGTH	PCS. PER BOX
35088	8'	35
35080	10'	35
ARCHWAY		
35180	10'	25



350 Bull™ L Bead & Archway

- Works just like J Round or Chamfer Stop, but with a rounded edge to match the 350 Bull series
- Perfect for decorative layers or for a clean finished look around windows and doors

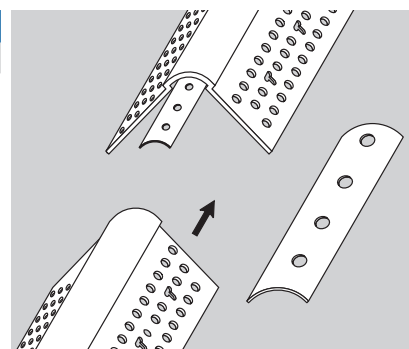
STOCK NO.	SIZE	LENGTH	PCS. PER BOX
35040	1/2"	10'	35
35050	5/8"	10'	35
ARCHWAY			
35060	1/2"	10'	35
35070	5/8"	10'	35



350 Bull™ Splicer

- Joins 2 sections of 350 Bull Corner Bead
- Unique spring action allows Splicer to be snapped into bead for perfect alignment

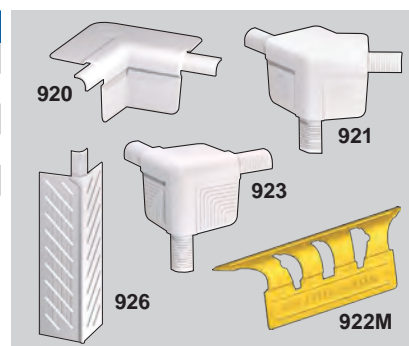
STOCK NO.	PCS. PER BOX
924	40



350 Bull™ Molded Corners & Accessories

- Quickly finish corners where multiple beads meet with a molded corner
- Base Adapter transitions bead to a 90° corner for installing baseboard or crown molding
- Cut perfect miters with the Miter Marker

STOCK NO.	350 BULL STYLE	PCS. PER BOX
920	2-Way Inside	50
921	Off-Angle 3 Way	50
922M	Miter Marker	10
923	3-Way	50
926	6 1/2" Base Adapter	50





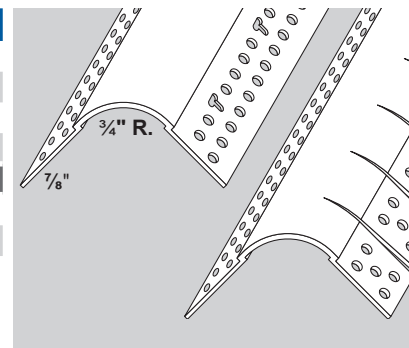
3/4" R. Bullnose



3/4" R. Bullnose Corner Bead & Archway

- Softens corners & adds a traditional or southwestern look
- Archway minimum 15" inside radius or 20" outside radius

STOCK NO.	LENGTH	PCS. PER BOX
7008	8'	35
7009	9'	35
7010	10'	35
7012	12'	35
ARCHWAY		
7108	8'	35
7110	10'	35

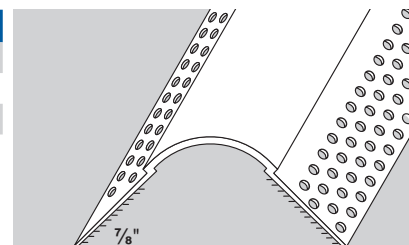


Mud Set

3/4" R. Bullnose Corner Bead

- Creates the softest rounded corner look with the strongest bond of all corner beads
- 3/4" Mud Set Bullnose works with all 3/4" bullnose products and accessories
- Features Mud Lock Technology™ with 3X the bonding surface for easy mud set installation

STOCK NO.	LENGTH	PCS. PER BOX
MS7008	8'	40
MS7009	9'	40
MS7010	10'	40

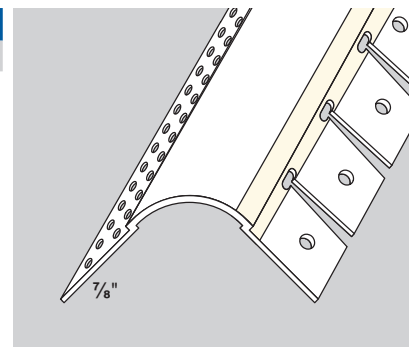


MUD LOCK TECHNOLOGY™
FOR MORE BONDING SURFACE

3/4" R. Bullnose No-Notch Sprung Arch

- The No-Notch Sprung Arch is designed to finish sprung arches and is recommended for doors 5' and wider
- Eliminates filling notches on the exposed surface of the bullnose

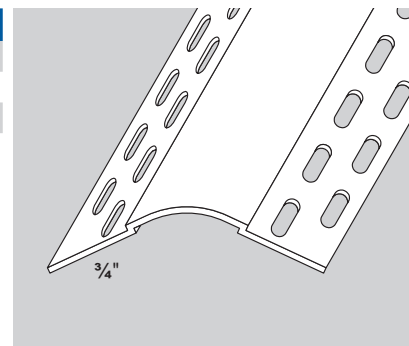
STOCK NO.	LENGTH	PCS. PER BOX
7120	10'	35



3/4" R. Bullnose Splayed Corner Bead

- Designed to fit off-angle 135° outside corners


STOCK NO.	LENGTH	PCS. PER BOX
7308	8'	35
7309	9'	35
7310	10'	35



Mud Set Adjustable Splayed Bullnose

- Finishes a standard 135° outside angle
- Adjustable mud legs flex to adjust for imperfect framing between 115° to 155°
- Features Mud Lock Technology™ with 3X the bonding surface for easy mud set installation

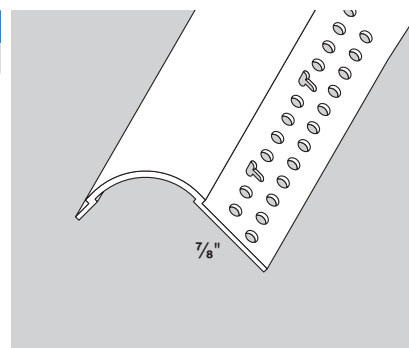
STOCK NO.	LENGTH	PCS. PER BOX
MS7308	8'	40
MS7310	10'	40



3/4" R. Traditional Bullnose Kerfed Bead

- 5/16" leg can be inserted into the channel of many preformed door and window jambs
- Features a small stepped return leg
- Creates attractive rounded encasement

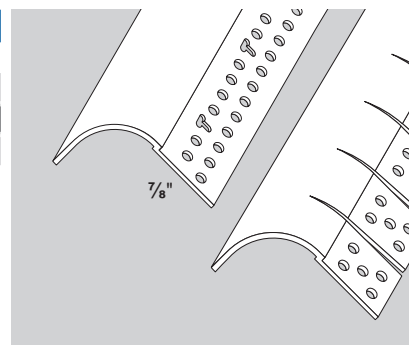
STOCK NO.	LENGTH	PCS. PER BOX
7080T	10'	35



3/4" R. Bullnose Kerfed Bead & Archway

- Leg can be inserted into the channel of many preformed door and window jambs
- Creates attractive rounded encasement
- Archway minimum 15" inside radius or 20" outside radius

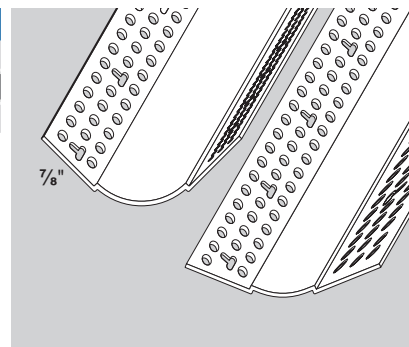
STOCK NO.	LENGTH	PCS. PER BOX
7088	8'	35
7080	10'	35
ARCHWAY		
7180	10'	35



Inside 3/4" R. Bullnose Corner Bead & Splayed

- Inside 3/4" R. Bullnose Corner Bead is designed to finish inside 90° corners
- Inside 3/4" R. Bullnose Splayed Corner Bead is designed to finish inside 45° off-angle corners

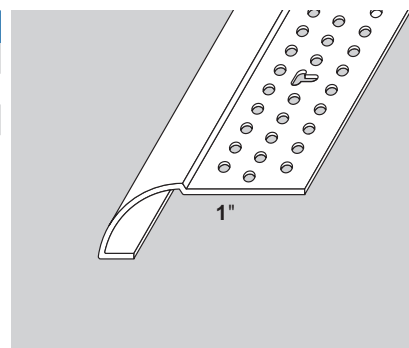
STOCK NO.	LENGTH	PCS. PER BOX
7210	10'	35
SPLAYED		
7250	10'	35



3/4" R. J Round

- J Round is designed to be installed after the drywall
- There is no need to wrap the bead behind the drywall
- Ideal for finishing window and door openings, and drywall build-outs

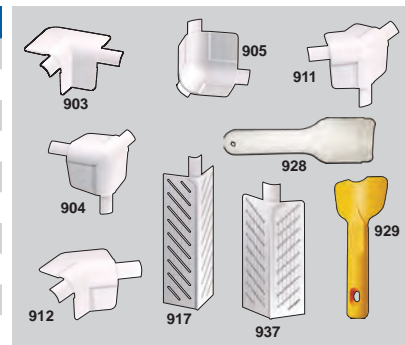
STOCK NO.	SIZE	LENGTH	PCS. PER BOX
7408	1/2"	8'	30
7410	1/2"	10'	30
7510	5/8"	10'	30



¾" R. Molded Corners

- Quickly finish corners where multiple beads meet with a molded corner
- Base adapters transition bead to a 90° corner for installing baseboard
- The Finishing Tool has a soft edge to easily wipe excess compound from archway bead
- The Cleaning Tool wipes excess compound from ¾" R. Bullnose & Splayed to minimize sanding


STOCK NO.	¾" R. STYLE	PCS. PER BOX
903	2-Way	50
904	3-Way Outside	50
905	3-Way Inside	50
911	3-Way Off Angle	50
912	2-Way Off Angle	50
917	6 ½" Base Adapter	50
937	6 ½" Splayed Base Adapter	50
928	Finishing Tool	12
929	Cleaning Tool	10



SquarziT

- Designed to make the difficult conversion from rounded to square corners simple and easy
- Fits ¾" bullnose corner beads and is 5" tall
- No corner cutting needed
- Packaged 20 per bag

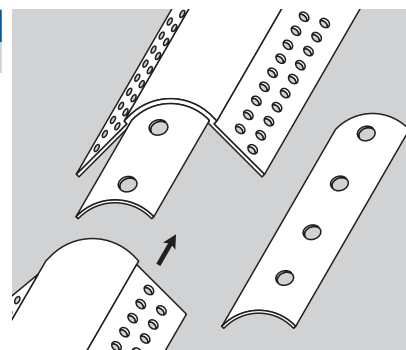
STOCK NO.	¾" R. STYLE	BAGS PER BOX
500	¾"	5 bags of 20



¾" R. Bullnose Splicer

- Designed to join 2 sections of straight or archway ¾" R. Bullnose Corner Bead
- Splicer snaps into the bead for perfect alignment

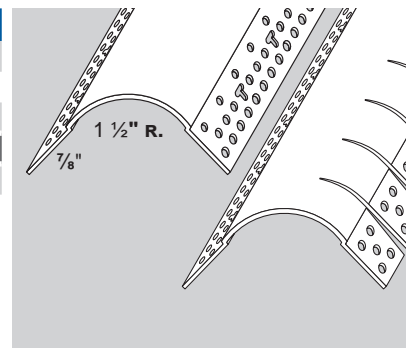
STOCK NO.	PCS. PER BOX
925	100



1 ½" R. Bullnose Outside Corner Bead & Archway

- Our largest bullnose profile creates sweeping rounded edges
- Archway minimum 18" inside radius or 30" outside radius


STOCK NO.	LENGTH	PCS. PER BOX
7098	8'	30
7099	10'	30
7092	12'	30
ARCHWAY		
7199	10'	30



1 ½" R. Bullnose Splayed Corner Bead

- Designed to fit off-angle 135° outside corners

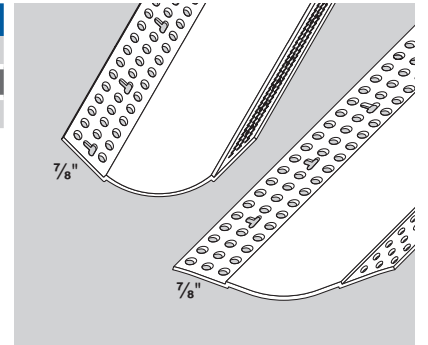
STOCK NO.	LENGTH	PCS. PER BOX
7399	10'	30



1 ½" R. Bullnose Inside Corner Bead & Splayed

- 1 ½" R. Bullnose Inside Corner Bead is designed to finish inside 90° corners
- 1 ½" R. Bullnose Splayed Inside Corner Bead is designed to finish inside 135° off-angle corners

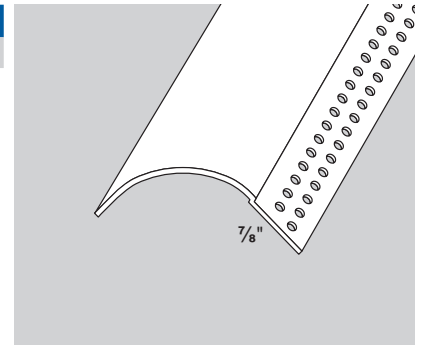
STOCK NO.	LENGTH	PCS. PER BOX
7066	10'	30
SPLAYED		
7360	10'	30



1 ½" R. Bullnose Kerfed Corner Bead

- Leg can be inserted into the channel of many preformed door and window jambs
- Creates attractive rounded encasement

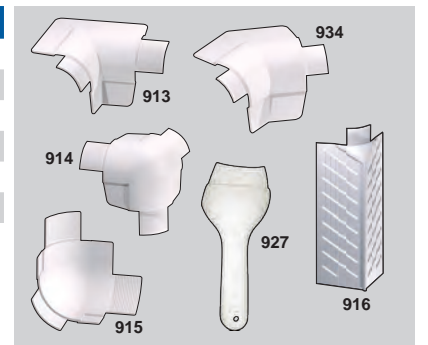
STOCK NO.	LENGTH	PCS. PER BOX
7090	10'	30



1 ½" R. Bullnose Molded Corners & Accessories

- Quickly finish corners where multiple beads meet with a molded corner
- Base adapters transition bead to a 90° corner for installing baseboard
- The Finishing Tool wipes excess mud off of the nose of the bead while helping to fill the archway notches

STOCK NO.	1 ½" R. STYLE	PCS. PER BOX
913	2-Way	35
914	3-Way Outside	50
915	3-Way Inside	50
916	6 ½" Base Adapter	35
934	Off-Angle 2-Way	50
927	Finishing Tool	5



¾" & 1 ½" Bullnose Miter Marker

- For 90° & 135° off-angle inside corners as well as alignment marks for finishing door & window openings, the tools work on all ¾" & 1 ½" Bullnose products, including Bullnose; Corner Bead, Super & Giant L Beads, & Fast Cap
- *Note: 1 ½" Miter Marker Tool only includes marking for 90° corners

STOCK NO.	SIZE	PCS. PER BOX
932M	¾"	10
933	1 ½"	5



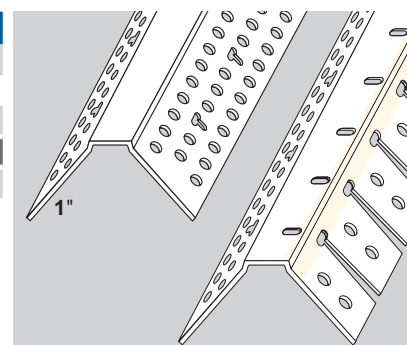


CHAMFER BEADS

350 Chamfer & Archway

- Adds a 3/4" wide chamfer edge to produce a crisp look with great shadows
- Archway minimum 14" inside radius or 24" outside radius

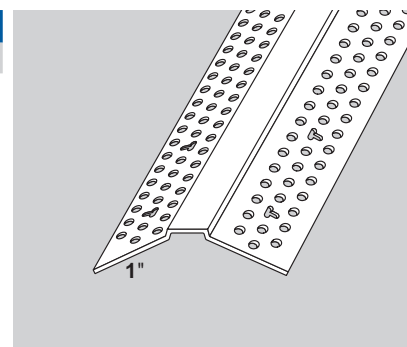
STOCK NO.	LENGTH	PCS. PER BOX
9608	8'	30
9609	9'	30
9610	10'	30
ARCHWAY		
9650	10'	30



350 Chamfer Splayed

- Fits a standard 135° outside corner
- Matches the profile of 350 Chamfer & Archway

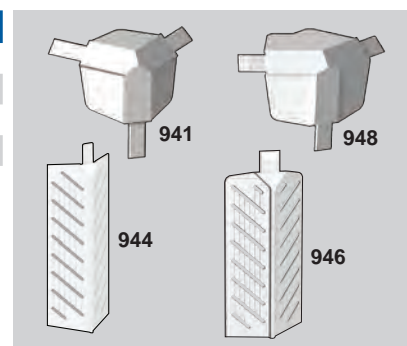
STOCK NO.	LENGTH	PCS. PER BOX
9670	10'	20



350 Chamfer Molded Corners & Accessories

- Quickly finish corners where multiple beads meet with a molded corner
- Base adapters transition bead to a 90° corner for installing baseboard
- 946 is compatible with 350 Chamfer and Chamfer

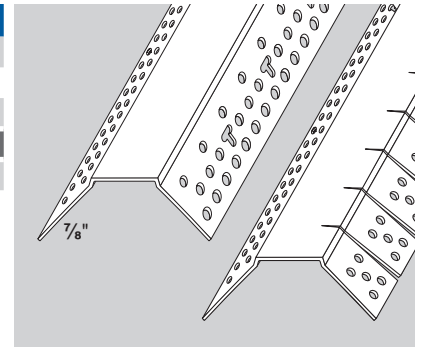
STOCK NO.	350 CHAMFER STYLE	PCS. PER BOX
941	3-Way	50
944	6 1/2" Base Adapter	50
946	5 3/4" Splayed Base Adapter	25
948	Off-Angle 3-Way	25



Chamfer Bead™ & Archway

- A larger 1 1/8" wide chamfered edge softens the room while producing a crisp look with great shadows
- Archway minimum 18" inside radius or 24" outside radius

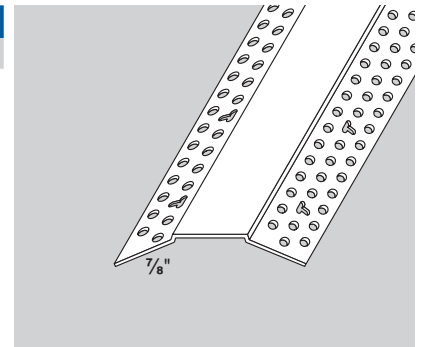
STOCK NO.	LENGTH	PCS. PER BOX
9508	8'	30
9509	9'	30
9510	10'	30
ARCHWAY		
9550	10'	30



Chamfer Splayed

- Fits a standard 135° outside corner
- Matches the profile of Chamfer Bead & Archway

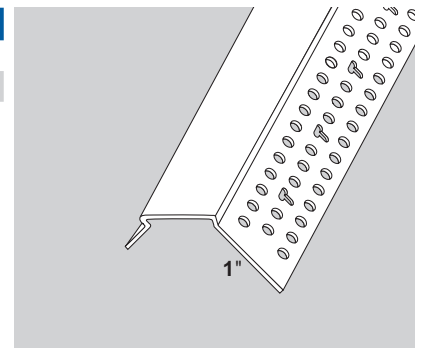
STOCK NO.	LENGTH	PCS. PER BOX
9570	10'	20



Chamfer Kerfed

- Can be used to finish windows and doors with kerfed grooves

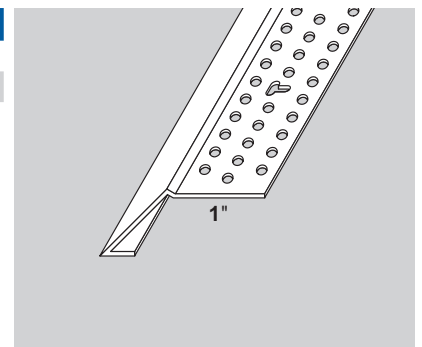
STOCK NO.	SIZE	LENGTH	PCS. PER BOX
9580	1/2"	10'	30
9590	5/8"	10'	30



Chamfer Stop

- Chamfer Stop is designed to be installed after the drywall, there is no need to wrap the bead behind the drywall
- Use Chamfer Stop for finishing windows and doors creating beautiful multi-layer drywall effects, instead of wood moldings

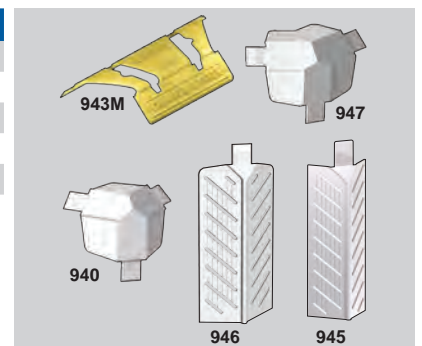
STOCK NO.	SIZE	LENGTH	PCS. PER BOX
9530	1/2"	10'	30
9520	5/8"	10'	30



Chamfer Molded Corners & Accessories

- Quickly finish corners where multiple beads meet with a molded corner
- Base adapters transition bead to a 90° corner for installing baseboard
- 946 is compatible with 350 Chamfer and Chamfer
- Cut perfect miters with the Miter Marker

STOCK NO.	CHAMFER STYLE	PCS. PER BOX
940	3-Way	50
943M	Miter Marker	10
945	6 3/4" Base Adapter	50
946	6" Splayed Base Adapter	25
947	Off-Angle 3-Way	25

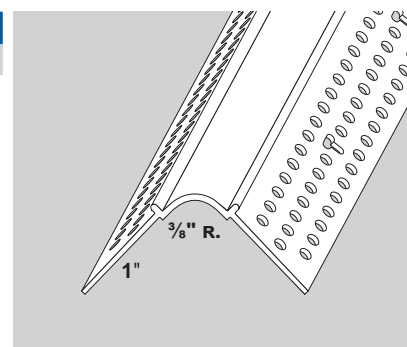




350 Step A Bull™

- The smallest Step A Bull profile is great for soffits, niches, and doorways
- Free cleaning tool & miter marker included

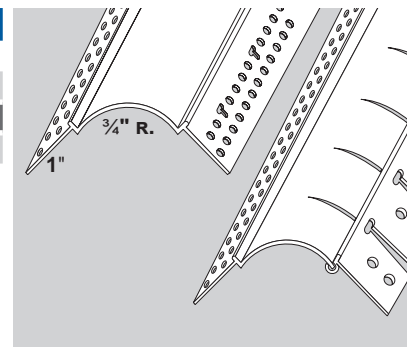
STOCK NO.	LENGTH	PCS. PER BOX
7030	10'	20



3/4" R. Step A Bull™ & Archway

- Features a 3/4" radius and 3/16" deep steps on either side of the bullnose
- Free Cleaning Tool & Miter Marker Included
- Archway minimum 15" inside radius or 30" outside radius


STOCK NO.	LENGTH	PCS. PER BOX
7048	8'	15
7040	10'	15
ARCHWAY		
7140	10'	10



350 Step A Bull™ 3 Way & Base Adapter

- Quickly finish corners where multiple beads meet with the Step 3 Way Adapter
- The Step Adapter is designed to create a transition to a standard 90° outside corner to allow you to use standard outside miters on baseboards and crown moldings

STOCK NO.	350 STEP STYLE	PCS. PER BOX
997	6 3/4" Base Adapter	15
998	3 Way	15



3/4" Step A Bull™ 3 Way & Base Adapter

- Quickly finish corners where multiple beads meet with the Step 3 Way Adapter
- The Step Adapter is designed to create a transition to a standard 90° outside corner to allow you to use standard outside miters on baseboards and crown moldings

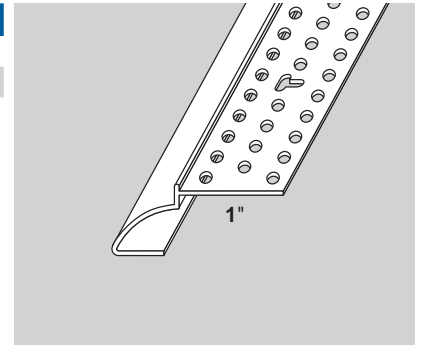
STOCK NO.	3/4" STEP STYLE	PCS. PER BOX
993	7" Base Adapter	15
995	3 Way	15



Step A Bull™ L Bead

- Add the look of Step A Bull to your windows and doors or for creating layering details
- Finish an edge with Step A Bull L Bead to match 350 Step A Bull

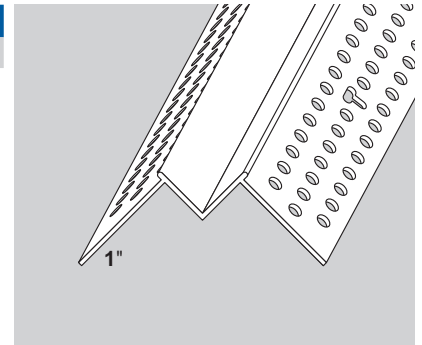
STOCK NO.	SIZE	LENGTH	PCS. PER BOX
7060	1/2"	10'	35
7070	5/8"	10'	35



Reveal Corner Bead

- Designed to add a reveal detail to a 90° outside corner
- Matches the 1/2" architectural series Reveal, Shadow, and L beads
- For use with 1/2" or 5/8" drywall

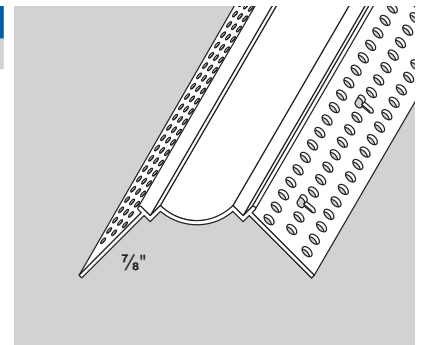
STOCK NO.	LENGTH	PCS. PER BOX
9910	10'	30



Niche Bead

- Creates an attractive inside cove on any niche, skylight or decorative soffit

STOCK NO.	LENGTH	PCS. PER BOX
64110	10'	15



Niche Corner Base Adapter

- Designed to transition beads to a 90° corner for easy installation of baseboards and crown molding

STOCK NO.	NICHE STYLE	PCS. PER BOX
986	5" Base Adapter	10





Commercial Beads

Engineered solutions for any project

SHADOW & REVEAL BEADS

Shadows & Reveals Radius Chart

The minimum inside and outside radius a Shadow or Reveal bead requires to finish cleanly.

Z SHADOW			
STOCK NO.	A+B SIZE	INSIDE	OUTSIDE
AS5450	¼" x ½"	12'	20'
AS5410	½" x ¼"	12'	20'
AS5510	½" x ½"	12'	20'
AS5610	½" x ¾"	12'	20'
AS5650	½" x 1"	20'	40'
AS5710	⅝" x ¼"	12'	20'
AS5750	⅝" x ⅜"	12'	20'
AS5810	⅝" x ½"	20'	25'
AS5910	⅝" x ¾"	20'	25'
AS5960	⅝" x 1¼"	30'	60'
AS6010	⅝" x ⅝"	20'	25'

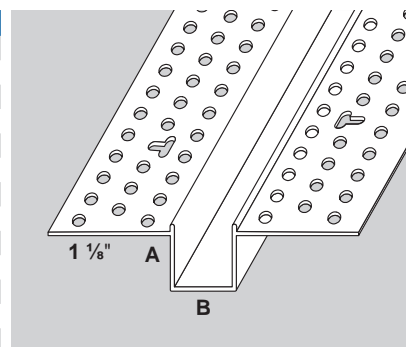
F REVEALS			
STOCK NO.	A+B SIZE	INSIDE	OUTSIDE
AS8710	½" x ½"	7'	6'
AS8730	½" x ¾"	7'	6'
AS8740	½" x 1"	8'	6'
AS8750	⅝" x ⅝"	9'	7'

REVEALS			
STOCK NO.	A+B SIZE	INSIDE	OUTSIDE
AS5150	¼" x ¼"	1'	1'
AS5170	¼" x ¾"	2'	2'
AS5110	½" x ½"	6'	3'
AS5210	½" x ¾"	8'	6'
AS5310	½" x 1"	9'	4'
AS5320	⅝" x ½"	8'	4'
AS5325	⅝" x ⅝"	9'	4'
AS5160	½" x ¼"	6'	3'
AS5340	⅝" x 1"	24'	12'
AS5350	⅝" x 2"	30'	15'

Architectural Reveal Bead

- Creates the sharpest, cleanest aesthetic reveals in drywall with ⅛" of built in expansion
- No backing or blocking needed

STOCK NO.	A+B SIZE	LENGTH	PCS. PER BOX
AS5150	¼" x ¼"	10'	25
AS5170	¼" x ¾"	10'	15
AS5160	½" x ¼"	10'	20
AS5110	½" x ½"	10'	20
AS5210	½" x ¾"	10'	15
AS5310	½" x 1"	10'	15
AS5315	½" x 2"	10'	10
AS5320	⅝" x ½"	10'	15
AS5325	⅝" x ⅝"	10'	15
AS5330	⅝" x ¾"	10'	15
AS5340	⅝" x 1"	10'	12
AS5345	⅝" x 1½"	10'	10
AS5350	⅝" x 2"	10'	10

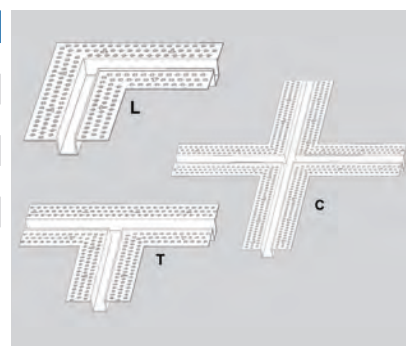


Architectural Intersections

- Designed to match Trim-Tex Architectural Reveal Beads
- Custom sized intersections are available with a minimum order quantity of 50 pieces, call for details
- Intersection legs extend 3"

STOCK NO.	SIZE	PCS. PER BOX
AS500*	¼" x ¼"	10
AS510*	½" x ½"	10
AS520*	½" x ¾"	10
AS530*	½" x 1"	10
AS540*	⅝" x ½"	10
AS550*	⅝" x ⅝"	10

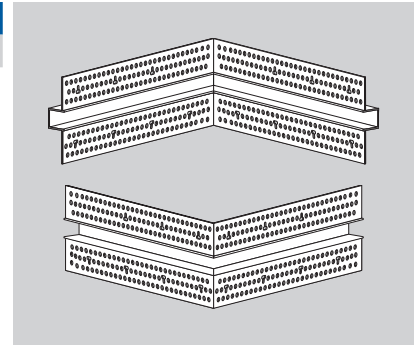
Substitute * with T, C, or L to indicate desired intersection



Custom Intersections

- Inside and outside corner intersections, or intersections with lengths different than the standard, are available as a special order with a minimum order quantity of 50 pieces
- Please call to request a quote

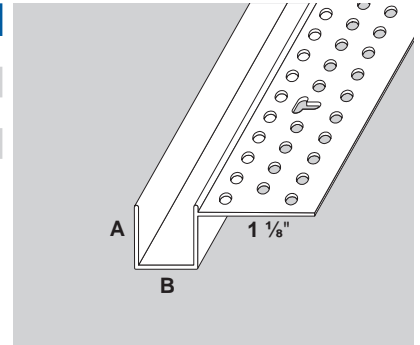
STOCK NO.	PCS. PER BOX
SPINT##	Custom



Architectural F Reveal Bead

- Creates the sharpest clean edge reveal effect when butting up to a door jamb, window, and other unfinished interior architectural components

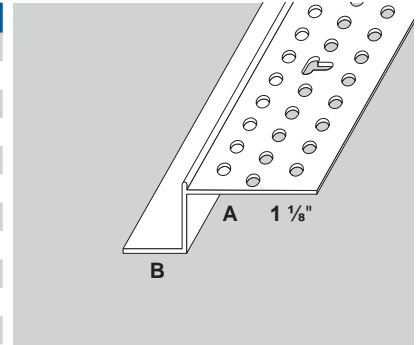
STOCK NO.	A+B SIZE	LENGTH	PCS. PER BOX
AS8710	1/2" x 1/2"	10'	25
AS8730	1/2" x 3/4"	10'	20
AS8740	1/2" x 1"	10'	15
AS8750	5/8" x 5/8"	10'	20



Architectural Z Shadow Bead

- Create the sharpest clean edge reveal effect when butting up to ceilings, base trim, and other finished interior architectural components

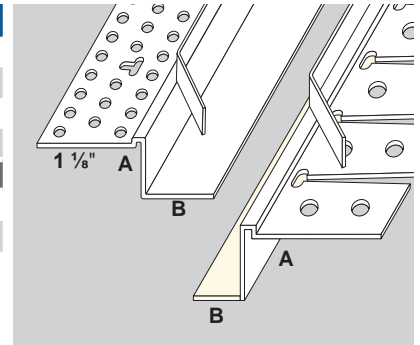
STOCK NO.	A+B SIZE	LENGTH	PCS. PER BOX
AS5450	1/4" x 1/2"	10'	30
AS5410	1/2" x 1/4"	10'	50
AS5510	1/2" x 1/2"	10'	50
AS5610	1/2" x 3/4"	10'	50
AS5650	1/2" x 1"	10'	30
AS5710	5/8" x 1/4"	10'	50
AS5750	5/8" x 3/8"	10'	50
AS5810	5/8" x 1/2"	10'	50
AS6010	5/8" x 5/8"	10'	50
AS5910	5/8" x 3/4"	10'	50
AS5960	5/8" x 1 1/4"	10'	25



Tear Away™ Shadow Bead & Archway with Flexible Leg

- Create a reveal effect when butting up to ceilings, base trims, and other finished interior architectural components
- Features tear off strip that leaves a clean finished edge
- Archway is designed to create shadow effects along curved walls or soffits
- Archway minimum 48" inside radius or 24" outside radius

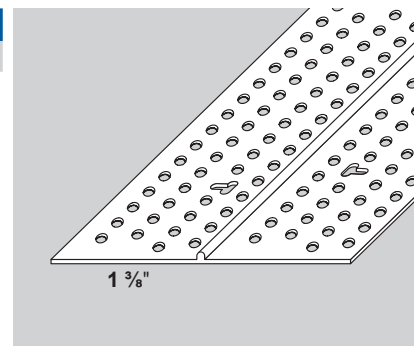
STOCK NO.	A+B SIZE	LENGTH	PCS. PER BOX
5510T	1/2" x 1/2"	10'	25
5520T	3/8" x 3/8"	10'	25
5530T	1/4" x 1/4"	10'	25
5810T	5/8" x 1/2"	10'	25
ARCHWAY			
5550T	3/8" x 3/8"	10'	25
5560T	1/2" x 1/2"	10'	25



Architectural Demarcation Bead

- Creates a separation between drywall finish and different substrate, such as epoxy floor coating
- Perfect for straight line separation between surface treatments

STOCK NO.	LENGTH	PCS. PER BOX
DM10	10'	20



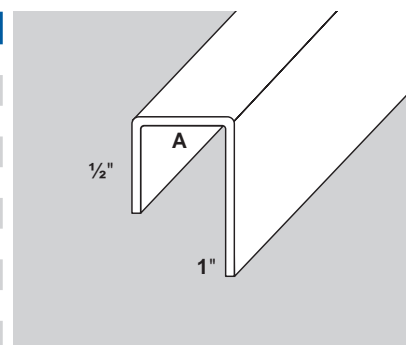


J BEADS

J Bead

- Use J Bead to finish exposed drywall ends and under all door and window encasements
- Trim-Tex's first product designed to replace galvanized metal, launching rigid vinyl into the drywall industry
- Won't rust or dent, decreasing building maintenance costs

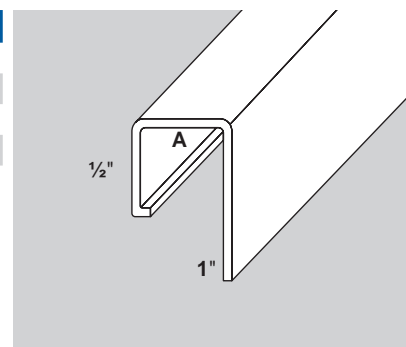
STOCK NO.	A SIZE	LENGTH	PCS. PER BOX
2010	1/4"	10'	50
1010	3/8"	10'	50
1108	1/2"	8'	50
1110	1/2"	10'	50
1208	5/8"	8'	50
1210	5/8"	10'	50
1212	5/8"	12'	50
2410	3/4"	10'	50
2510	7/8"	10'	35
2610	1"	10'	35



Shadow Line J Bead

- Use Shadow Line J Bead to form a distinctive edge along the drywall for a modern look
- Slips over the drywall to create a finished edge without a mud flange to fill

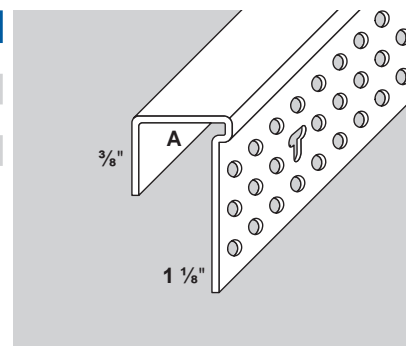
STOCK NO.	A SIZE	LENGTH	PCS. PER BOX
1308	1/2"	8'	50
1310	1/2"	10'	50
1408	5/8"	8'	50
1410	5/8"	10'	50



Mud On J Bead

- Mud on J Bead is designed for butting drywall to other substrates such as masonry, glass, doors & windows
- Perfect for skylight shafts
- Also commonly known as "LC" bead

STOCK NO.	A SIZE	LENGTH	PCS. PER BOX
1708	1/2"	8'	50
1710	1/2"	10'	50
1808	5/8"	8'	50
1810	5/8"	10'	50

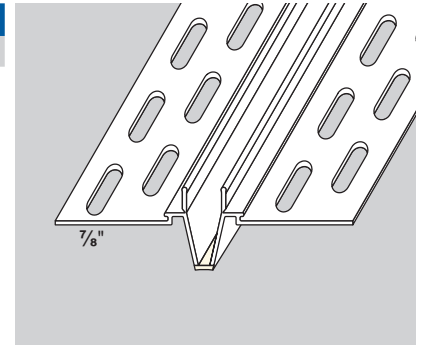


EXPANSION BEADS

093V Expansion

- Deep rigid "V" is joined at the bottom with a flexible connection allowing a full $\frac{3}{8}$ " in controlled movement
- Tear off strips protect the center from mud, and act as guide for a taping knife
- Requires proper backing on fire rated walls

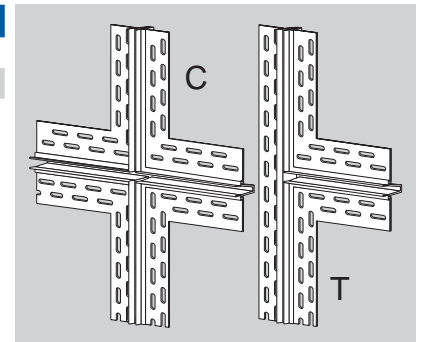
STOCK NO.	LENGTH	PCS. PER BOX
093V	10'	20



093V Expansion

- Deep rigid "V" is joined at the bottom with a flexible connection allowing a full $\frac{3}{8}$ " in controlled movement
- Tear off strips protect the center from mud, and act as guide for a taping knife
- Requires proper backing on fire rated walls
- Intersection legs extend 3"

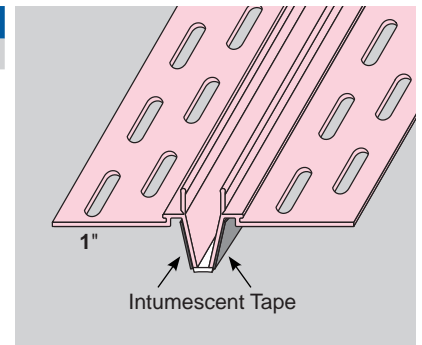
STOCK NO.	PCS. PER BOX
093VC	10
093VT	10



Fire Rated 093V Expansion

- Deep rigid "V" is joined at the bottom with a flexible connection allowing a full $\frac{3}{8}$ " in controlled movement
- Pink coloring quickly indicates to inspectors that the product is fire rated
- Listed under U300 and U400-Series Wall or Partition Design in the UL Fire Resistance Directory

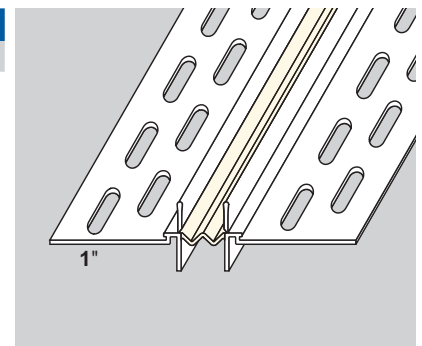
STOCK NO.	LENGTH	PCS. PER BOX
093X-V	10'	20



Hideaway Expansion

- A low profile alternative to 093V, the soft center "W" flexes for a full $\frac{3}{8}$ " in controlled movement
- Tear off strips protect the center from mud, and act as guide for a taping knife
- Requires proper backing on fire rated walls

STOCK NO.	LENGTH	PCS. PER BOX
2710	10'	25

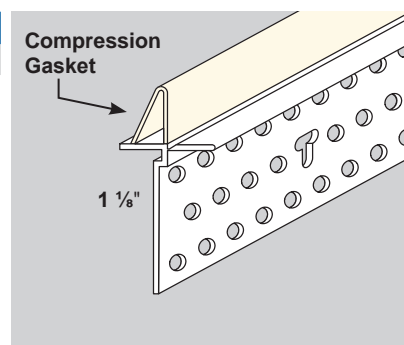


DEFLECTION BEADS

Wall Mounted Deflection Bead

- Prevents inside corner ceiling cracking due to deflection in multi-story structures
- A co-extruded flexible gasket compresses and expands, providing protection for up to 7/16" of deflection
- Tear off strip leaves a clean finished edge
- Requires proper backing on fire rated walls

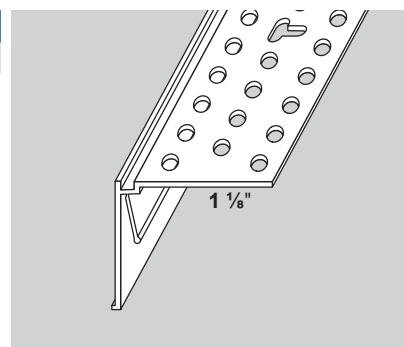
STOCK NO.	LENGTH	PCS. PER BOX
9220	10'	48



Ceiling Mounted Deflection Bead

- Prevents inside corner ceiling cracking due to deflection in multi-story structures
- Mounts to the roof deck allowing the bead to slide up and down the wall during deflection
- Provides protection for up to 3/4" of deflection
- Tear off strip leaves a clean finished edge
- Requires proper backing on fire rated walls

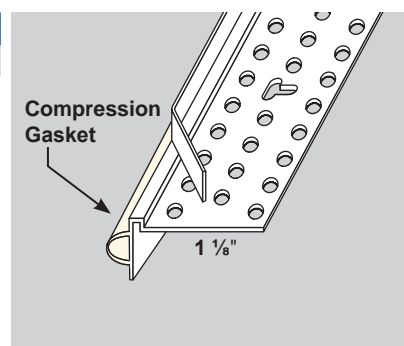
STOCK NO.	LENGTH	PCS. PER BOX
9240	10'	40



Super Seal Tear Away™ L Bead

- Use to seal around windows, doors, and where drywall butts up to a concrete wall
- Gasket compresses upon installation to form a permanent seal that provides structural relief at the panel perimeter
- Ideal where suspended drywall ceilings meet the exterior of a building

STOCK NO.	SIZE	LENGTH	PCS. PER BOX
9210	3/8"	10'	25

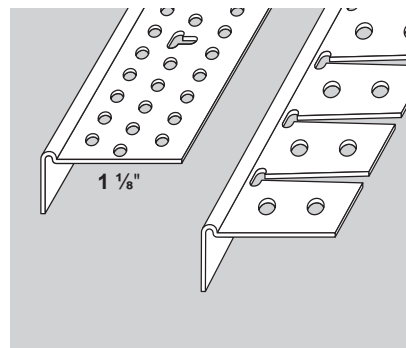


L BEADS

L Bead & Archway

- Traditional design, finishes with a slightly rounded mud bump edge
- Used to finish the exposed edge of the drywall
- Archway is great around duct work and piping, for finishing columns, curved walls and soffits
- Archway minimum 10" inside radius or 12" outside radius

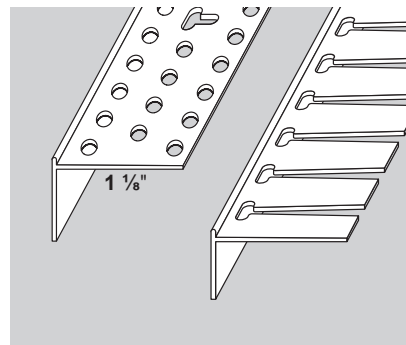
STOCK NO.	SIZE	LENGTH	PCS. PER BOX
3206	3/8"	10'	80
3208	1/2"	8'	80
3210	1/2"	10'	80
3210S	7/16"	10'	50
3310	5/8"	10'	80
3410	3/4"	10'	50
3510	1"	10'	50
3610	1 1/4"	10'	50
ARCHWAY			
3288	1/2"	10'	50
3299	5/8"	10'	50



Architectural L Bead & Archway

- Finish the exposed edge of drywall with the sharpest and cleanest L bead on the market
- Archway is great around duct work and piping, and for finishing columns, curved walls and soffits
- Archway minimum 6" inside radius or 8" outside radius

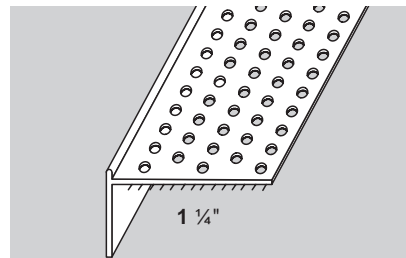
STOCK NO.	SIZE	LENGTH	PCS. PER BOX
AS3204	1/4"	10'	30
AS3206	3/8"	10'	30
AS3210S	7/16"	10'	50
AS3210	1/2"	10'	80
AS3310	5/8"	10'	80
AS3410	5/8"	10'	50
AS3450	7/8"	10'	50
AS3510	1"	10'	50
AS3610	1 1/4"	10'	50
ARCHWAY			
AS3244	1/4"	10'	30
AS3266	3/8"	10'	30
AS3288	1/2"	10'	50
AS3299	5/8"	10'	50



Mud Set L Bead

- Finishes the exposed end of a single sheet of drywall
- Protects drywall ends from moisture around windows and doors
- Features Mud Lock Technology™ with 3X the bonding surface for easy mud set installation

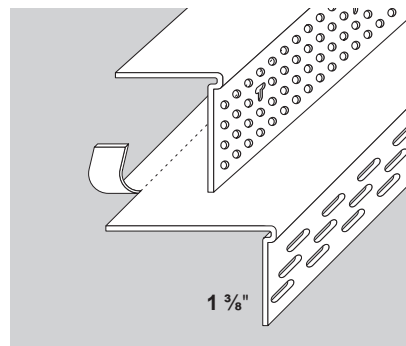
STOCK NO.	SIZE	LENGTH	PCS. PER BOX
MS3210	1/2"	10'	80
MS3310	5/8"	10'	80



Oversized L Beads

- Designed as a labor saving system for finishing window returns and other details
- 3611 features a pre-scored tear off strip making the bead two sizes in one

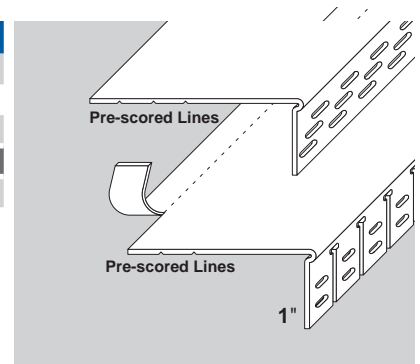
STOCK NO.	SIZE	LENGTH	PCS. PER BOX
3650	1 1/2"	10'	50
3611	2 1/8" & 2 1/2"	10'	30



Super L Bead & Archway

- Has a 3 1/8" return leg, and is pre-scored at 2 5/8", 2 1/8" and 1 5/8"
- For sizes in-between, use Finish Trim
- Archway is great for finishing arched window returns

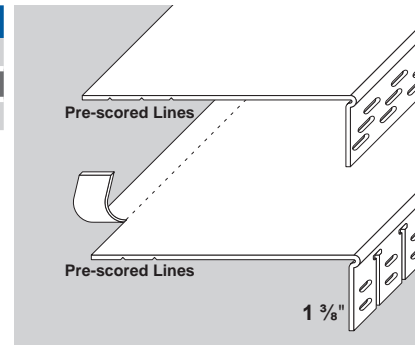
STOCK NO.	LENGTH	PCS. PER BOX
3708	8'	30
3710	10'	30
3712	12'	30
ARCHWAY		
3810	10'	30



Giant L Bead & Archway

- Giant L Bead has a 5 5/8" return leg and is pre-scored at 4 13/16", 4 5/16" and 3 13/16"
- For sizes in-between, use Finish Trim
- Archway is great for finishing arched window returns

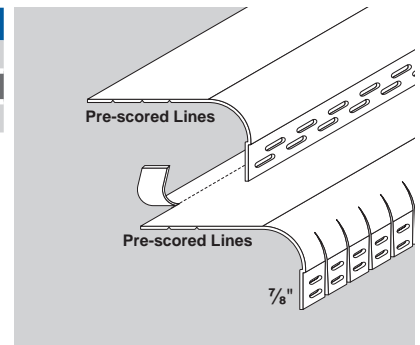
STOCK NO.	LENGTH	PCS. PER BOX
3850	10'	20
ARCHWAY		
3860	10'	20



3/4" R. Bullnose Super L Bead & Archway

- Has a 3 1/8" return leg and is pre-scored at 2 5/8", 2 1/8" and 1 5/8"
- For sizes in-between, use Finish Trim
- Archway is great for finishing arched window returns

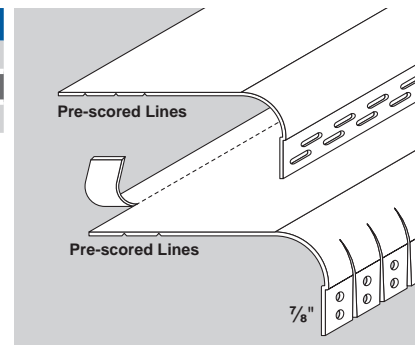
STOCK NO.	LENGTH	PCS. PER BOX
7610	10'	30
ARCHWAY		
7710	10'	30



3/4" R. Bullnose Giant L Bead & Archway

- Giant L Bead has a 5 1/2" return leg and is pre-scored at 4 13/16", 4 5/16" and 3 13/16"
- For sizes in-between, use Finish Trim
- Archway is great for finishing arched window returns

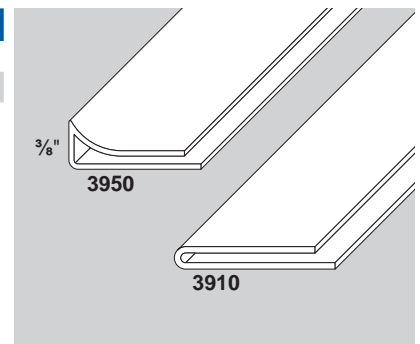
STOCK NO.	LENGTH	PCS. PER BOX
7750	10'	20
ARCHWAY		
7760	10'	20



Finish Trims

- Are 1" wide and designed to be used in conjunction with any Trim-Tex L Bead
- Cut the L Bead to the desired size and slip into the Finish Trim to create a custom size L Bead
- 3950 is designed to help conceal framing gaps as wide as 3/8"

STOCK NO.	LENGTH	PCS. PER BOX
3910	10'	30
3950	10'	30

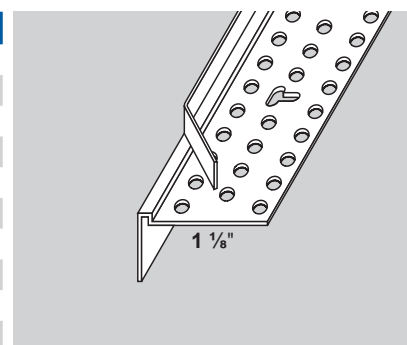




Tear Away™ L Bead

- Used to finish the exposed edge of the drywall
- Features a tear off strip that acts as a guide for the taping knife as well as a protective mask for mudding
- Available in money saving bulk quantities

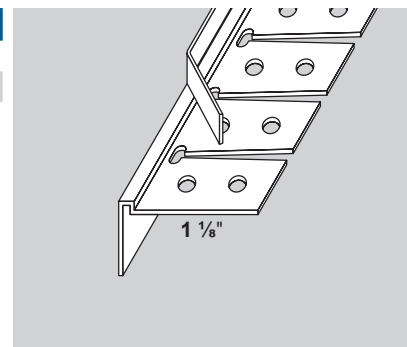
STOCK NO.	SIZE	LENGTH	PCS. PER BOX
9002	¼"	10'	50
9004	⅜"	10'	50
9008	½"	8'	50
9010	½"	10'	50
9010-Bulk	½"	10'	100
9012	½"	12'	50
9108	⅝"	8'	50
9110	⅝"	10'	50
9110-Bulk	⅝"	10'	100
9310	1 ¼"	10'	25



Tear Away™ L Bead Archway

- Used to finish the exposed edge of the drywall
- Features a tear off strip that acts as a guide for the taping knife as well as a protective mask for mudding
- Archway minimum 10" inside radius or 12" outside radius

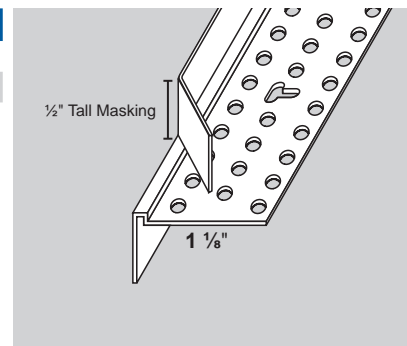
STOCK NO.	SIZE	LENGTH	PCS. PER BOX
9050	½"	10'	20
9150	⅝"	10'	20



Tear Away™ XT L Bead

- Used to finish the exposed edge of the drywall
- Extra tall ½" tear off strip acts as a guide for the taping knife as well as a protective mask for mudding

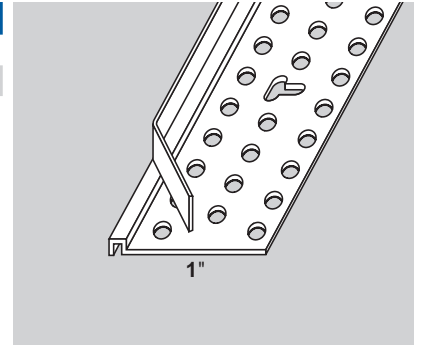
STOCK NO.	SIZE	LENGTH	PCS. PER BOX
9010XT	½"	10'	30
9110XT	⅝"	10'	30



Flat Tear Away™ L Bead

- Flat Tear Away is designed for areas where the drywall has been butted too close to slip the return leg behind the drywall
- Features a tear off strip that acts as a guide for the taping knife as well as a protective mask for mudding
- Available in money saving bulk quantities


STOCK NO.	SIZE	LENGTH	PCS. PER BOX
9000	Flat	10'	50
9000-Bulk	Flat	10'	100



Mud Set Flat Tear Away™

- Features extra long tear off strip
- Creates a finished edge where drywall terminates at other substrates or building components such as windows and doors
- Features Mud Lock Technology™ with 3X the bonding surface for easy mud set installation

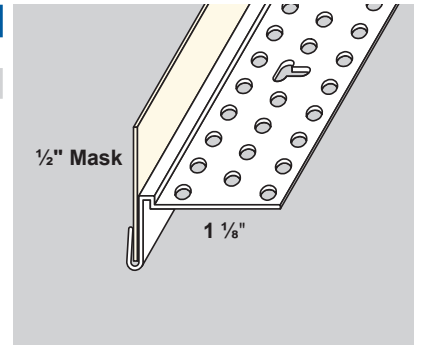
STOCK NO.	LENGTH	PCS. PER BOX
MS9000XT	10'	40



Pullaway™ L Bead

- Used to create a finished edge when butting drywall up to another substrate
- Easily removable pull out strip provides 1/2" of protection from mud and also acts as a guide for the taping knife

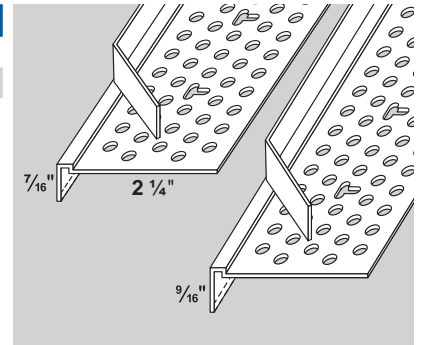
STOCK NO.	SIZE	LENGTH	PCS. PER BOX
3010	1/2"	10'	35
3110	5/8"	10'	35



Shower Bead

- Replaces paper tape, which can be a food source for mold in damp environments
- Extra wide 2 1/4" mud leg spans gap between drywall and flange, uses less mud than filling the gap
- Features a tear off strip that protects the shower/tub flange from mud, leaving a clean crisp finished edge with no mess
- Stock# 9358 is recommended for use with 1/2" drywall
- Stock# 9368 is recommended for use with 5/8" drywall

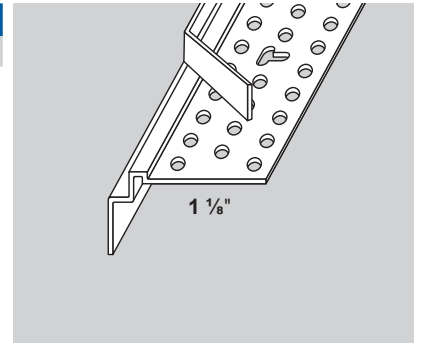
STOCK NO.	SIZE	LENGTH	PCS. PER BOX
9358	7/16"	8'	25
9368	9/16"	8'	25



Caulk Channel Tear Away™

- Creates a 1/4" x 3/16" caulk channel when installed against a substrate such as a concrete wall
- Features a 5/16" tear off strip that acts as a guide for the taping knife as well as a protective mask for mudding
- Can also be used to cover expansion joints filled with fire or acoustical caulk
- Can be used with 1/2" or 5/8" drywall

STOCK NO.	LENGTH	PCS. PER BOX
9140	10'	40

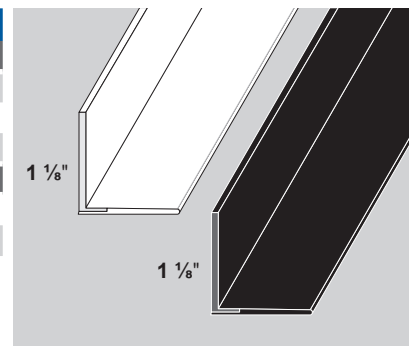




Flex Grid Angle™

- The ultimate way to finish an acoustical ceiling terminating at any curved wall or surface
- Will finish columns 5 ½" radius or larger, 8158 & 8178 will finish a minimum inside radius of 60"
- For inside radii as small as 18", use 8159 or 8179

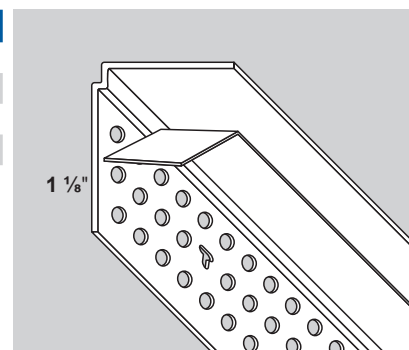
STOCK NO.	SIZE	LENGTH	PCS. PER BOX
WHITE			
8158M	7/8"	8'	10
8158	7/8"	8'	63
8159	9/16"	8'	63
BLACK			
8178M	7/8"	8'	10
8179M	9/16"	8'	10



Mud On Ceiling Bead

- Use wherever a new wall is butted to an existing drop ceiling
- Tear off strip protects the visible flange from compound for easy clean up

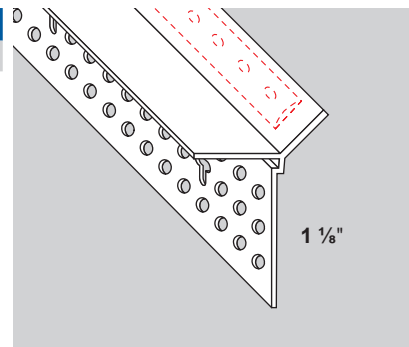
STOCK NO.	SIZE	LENGTH	PCS. PER BOX
5008	7/8"	8'	40
5010	7/8"	10'	40
5012	7/8"	12'	40
5020	9/16"	10'	40



L.E.D. Light Bead (for light coves)

- Installs directly to the drywall, features an angled leg that allows the L.E.D. strip to be installed to cast a light on the ceiling and adjacent wall
- Accommodates a low profile 3/8" wide L.E.D. strip (not included)

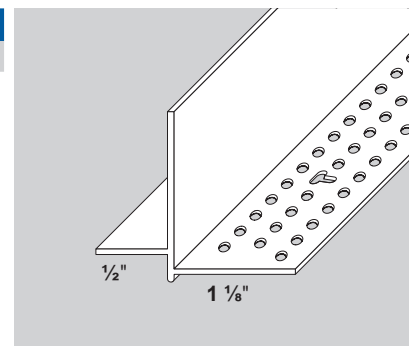
STOCK NO.	LENGTH	PCS. PER BOX
LED10	10'	20



Architectural Access Door Bead

- Creates crisp, clean transitions between ceiling and access panel with a subtle 1/4" step
- Provides a flange for access door to rest on
- Can be used to trim 2 X 2 commercial light fixtures when installed in drywall ceiling


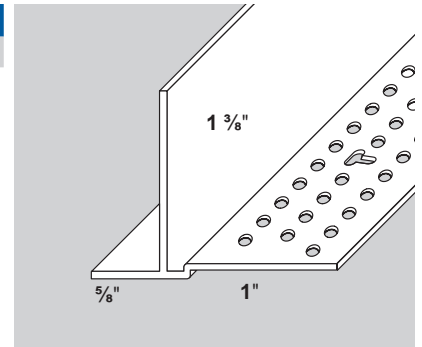
STOCK NO.	LENGTH	PCS. PER BOX
AS8020	10'	12



Access Door Bead (original)

- Designed for finishing drywall around access doors
- Provides a flange for access doors to rest on

STOCK NO.	LENGTH	PCS. PER BOX
8020	10'	12

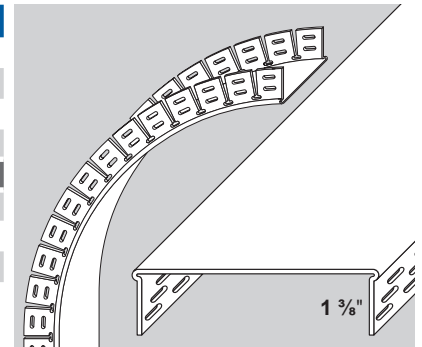


COMMERCIAL BEADS

Fast Cap & Archway

- Finish doorways, wall ends, knee walls, and closets by eliminating the need for the drywall face and 2 corner beads
- 4 5/8" Fast Cap is designed for 2 x 4 wood studs only
- 4 7/8" Fast Cap can be used with wood studs or 3 5/8" metal studs
- Archway minimum 15" inside radius or 28" outside radius

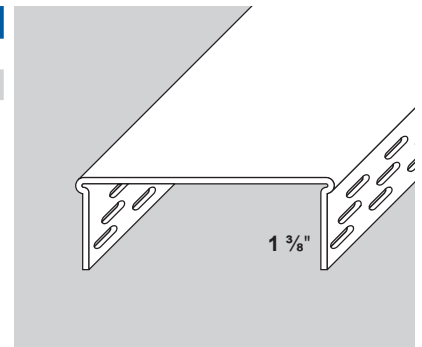
STOCK NO.	SIZE	LENGTH	PCS. PER BOX
4408	4 5/8"	8'	10
4410	4 5/8"	10'	10
4508	4 7/8"	8'	10
4510	4 7/8"	10'	10
ARCHWAY			
4610	4 5/8"	10'	10
4618	4 5/8"	18'	2
4710	4 7/8"	10'	10



Wall Fast Cap for 2 1/2" Metal Studs

- Same great features as Fast Cap but designed to be used with 2 1/2" metal studs
- 3 1/2" Fast Cap for 2 1/2" metal stud and 2 pieces of 1/2" drywall
- 3 3/4" Fast Cap for 2 1/2" metal stud and 2 pieces of 5/8" drywall

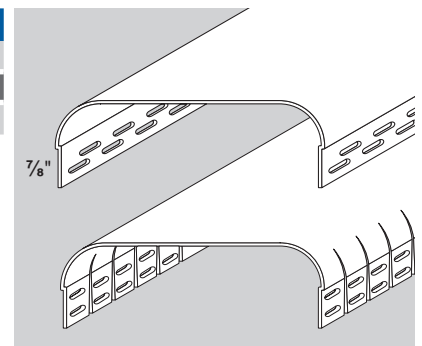
STOCK NO.	SIZE	LENGTH	PCS. PER BOX
4883	3 1/2"	10'	10
4810	3 3/4"	10'	10




3/4" R. Bullnose Fast Cap & Archway

- Same great features of standard Fast Cap in 3/4" R. Bullnose style
- 4 5/8" to fit 1 regular stud and 2 pieces of 1/2" drywall
- 4 7/8" to fit 1 regular stud and 2 pieces of 5/8" drywall

STOCK NO.	SIZE	LENGTH	PCS. PER BOX
7810	4 5/8"	10'	8
ARCHWAY			
7820	4 5/8"	10'	8





Trim-Tex corner protectors are made from a vinyl material that is stiff enough to stay upright for ease of installation yet soft enough to absorb and displace impact while remaining undamaged.

Standard Colors

Always in stock and ship same day if ordered by 2pm CST.

 <p>WHITE • S110</p>	 <p>WHITE SAND • S210</p>
 <p>PEARL • S220</p>	 <p>SILVER GREY • S230</p>
 <p>SILVER • S120</p>	 <p>GREY • S140</p>
 <p>BRONZE • S270</p>	 <p>BLACK • S500</p>

Custom Colors*

May require up to a two week lead time.

 <p>SILK • S240</p>	 <p>SANDALWOOD • S250</p>
 <p>PEWTER • S130</p>	 <p>HUNTER GREEN • S450</p>
 <p>BROWN • S260</p>	 <p>BURGUNDY • S280</p>
 <p>BLUE LAGOON • S320</p>	 <p>NAVY BLUE • S350</p>

* Additional custom colors available on order quantities of 2,000 pieces or more at standard pricing. For other quantities please contact our customer service.

Corner Protectors


Attractive peace of mind



Bumper Corner Bead

- The Bumper Corner Bead is a rigid vinyl bead made to withstand high impact
- Features our patented mud locks for superior strength and durability
- Designed with a recessed channel for Bumper Guard to sit in
- Features Mud Lock Technology™ with 3X the bonding surface for easy mud set installation

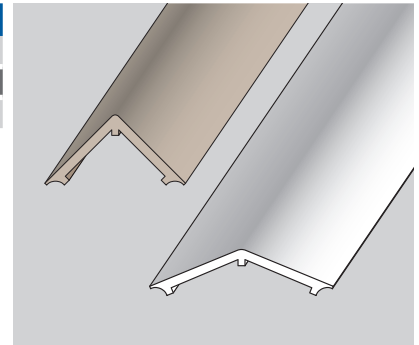
STOCK NO.	LENGTH	PCS. PER BOX
Bump90	10'	50
SPLAYED		
Bump135	10'	40



Bumper Guard™

- Bumper Guard is the 2nd part of the Bumper Bead System
- Designed to sit within the recessed channel of Bumper Corner Bead
- The slightly raised wing profile overlaps wall coverings, creating a clean edge with minimal clearance to snag

STOCK NO.	LENGTH	PCS. PER BOX
Guard90-(color)	10'	25
SPLAYED		
Guard135-(color)	10'	20

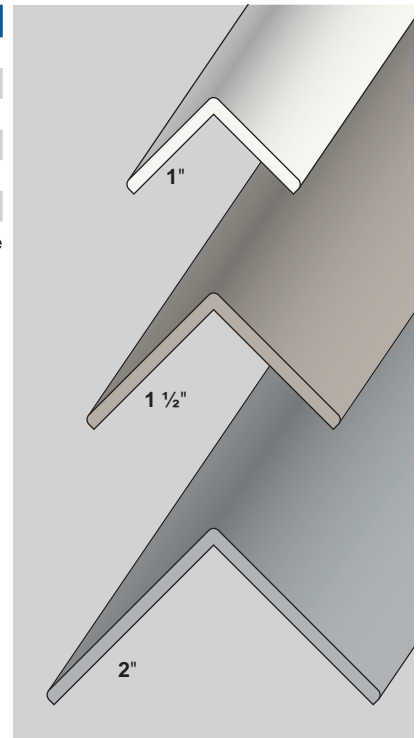


Corner Guard

- Corner Guards easily install over 90° finished corners and provides high impact corner protection in 4' and 8' lengths
- Available in three different sizes to meet the needs of any project

STOCK NO.	SIZE	LENGTH	PCS. PER BOX
RCG04-*	1"	4'	25
RCG08-*	1"	8'	25
RCG04-1.5-*	1 ½"	4'	10
RCG08-1.5-*	1 ½"	8'	10
RCG04-2-*	2"	4'	10
RCG08-2-*	2"	8'	10

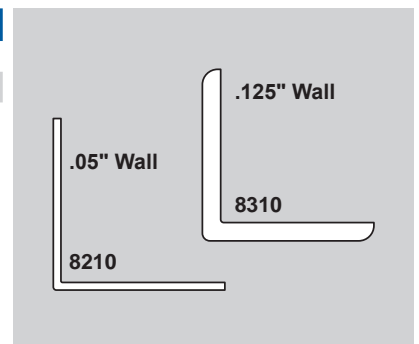
Substitute * with the desired color # listed on the previous page



L Angles

- Protects 90° pre-finished wall systems
- Available in white only

STOCK NO.	SIZE	LENGTH	PCS. PER BOX
8210	1 ½"	10'	50
8310	1 ¼"	10'	30



The image shows a bright, modern interior space. The ceiling is a focal point, featuring a large, ornate circular light fixture with a decorative metal frame and a warm, glowing light. The ceiling itself is painted a light beige and has several recessed octagonal sections with decorative borders. The walls are also painted in a matching light beige color and feature decorative white molding, including a large, arched opening on the right side. A large window with multiple panes and a white frame is visible on the left, looking out onto a balcony with a white railing. The floor is made of large, square, light-colored tiles. In the foreground, a portion of a patterned rug is visible. A blue banner with white text is overlaid across the middle of the image.

Decorative Beads

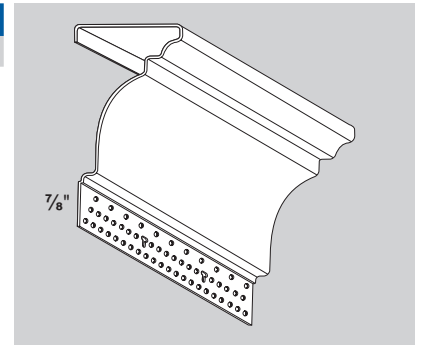
Create millwork quality details for a fraction of the cost



3 3/4" Crown Molding

- Our most popular crown molding features a large concave curve with a multi-faceted crown

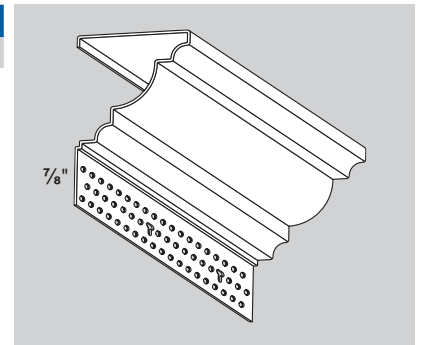
STOCK NO.	LENGTH	PCS. PER BOX
6310	10'	8



3 1/2" Crown Molding

- A classic crown molding with a convex shape that creates elegant shadows & highlights

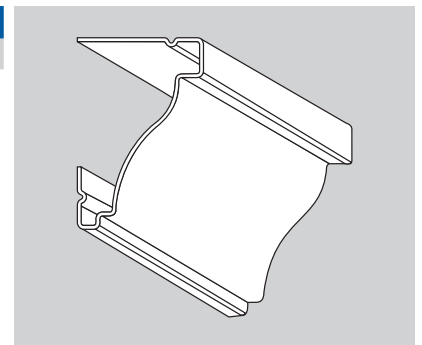
STOCK NO.	LENGTH	PCS. PER BOX
6210	10'	8



3 1/2" Glue On Crown Molding

- No mudding needed, installs with just caulk

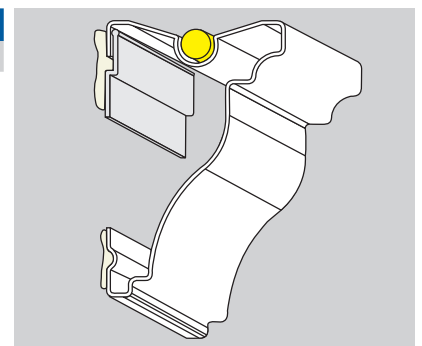
STOCK NO.	LENGTH	PCS. PER BOX
6410	10'	8



5" Glue On Crown Molding (with light channel)

- Works with standard 1/2" rope light or LED lighting strips
- Hanging clip system simplifies install
- Light not included

STOCK NO.	LENGTH	PCS. PER BOX
6450	10'	4



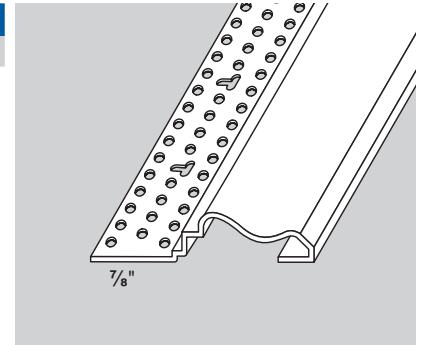


DECORATIVE L BEADS

Decorative Chair Rail Style 671

- Mounts flat onto the surface of the drywall. Adding an accent without the need for an additional layer of drywall
- Flexible enough to be installed on a curved wall
- Archway minimum 36" inside radius or 36" outside radius

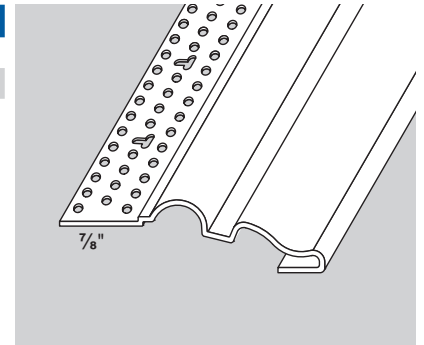
STOCK NO.	LENGTH	PCS. PER BOX
67110	10'	20



Decorative L Bead Style 681

- Perfect for creating wainscoting and decorative casing around windows and doors with a layer of drywall

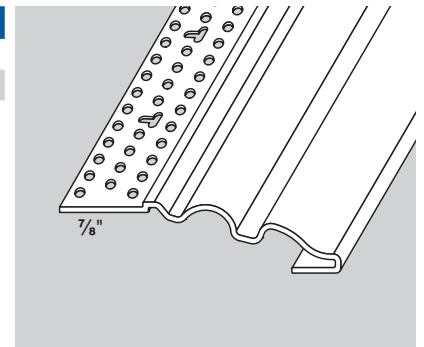
STOCK NO.	SIZE	LENGTH	PCS. PER BOX
68110	1/2"	10'	25
68120	5/8"	10'	25



Decorative L Bead Style 691

- Perfect for creating wainscoting and decorative casing around windows and doors with a layer of drywall

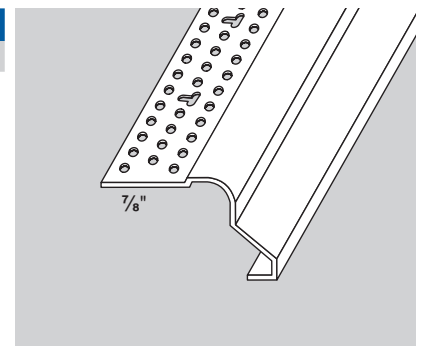
STOCK NO.	SIZE	LENGTH	PCS. PER BOX
69105	1/2"	10'	25
69110	5/8"	10'	25



Double 1/2" Decorative L Bead Style 651

- Designed to finish two layers of 1/2" drywall stacked together

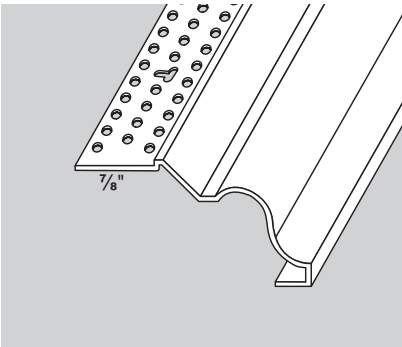
STOCK NO.	LENGTH	PCS. PER BOX
65110	10'	25



Double 5/8" Decorative L Bead Style 661

- Designed to finish two layers of 5/8" drywall stacked together

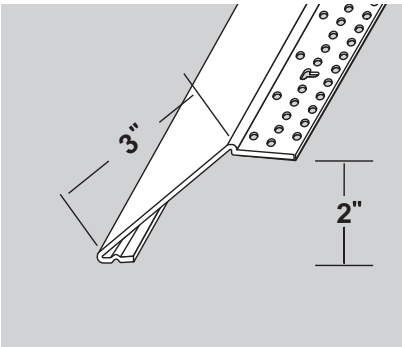
STOCK NO.	LENGTH	PCS. PER BOX
66110	10'	25



EZ-Tray

- Designed to add a tray ceiling look to any new construction or remodeling project
- Installs with 2 X 2 framing and 1/2" drywall to minimize ceiling height loss, while enhancing the look of the room

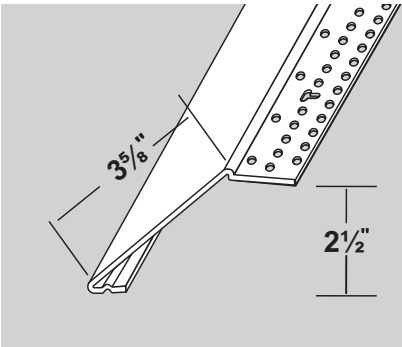
STOCK NO.	LENGTH	PCS. PER BOX
EZ-10	10'	10



EZ-Tray 2.5

- 1/2" taller than our standard EZ Tray
- Installed with 2 X 2 framing and 2 layers of 1/2" drywall
- This taller product allows you to install a second narrower layer of drywall and finish the opposite edge with any of our decorative layering beads
- Ideal for creating coffered ceilings

STOCK NO.	LENGTH	PCS. PER BOX
EZ2.5-10	10'	10



DECORATIVE BEADS





Tools & Accessories

Everything you need to get the job done



ADHESIVES & INSTALLATION PRODUCTS

847™ Spray Adhesive

- 847 Spray Adhesive is a high tack, pressure sensitive spray adhesive designed and tested by our engineers to be used with Trim-Tex vinyl beads
- Trim-Tex 847 is recommended for installing expansion products such as Magic Corner, Hideaway Expansion and 093V Expansion
- Apply 847 to drywall and/or mud legs, then install bead immediately and pressure the mud legs onto the drywall

STOCK NO.	PCS. PER BOX
847	1 case = 12 cans



Tex11™ Texture Prep

- Spray a light coat over the bead to significantly increase the bonding power of any texture product.
- Excellent general purpose job-site adhesive comparable to 3M77™

STOCK NO.	PCS. PER BOX
811	1 case = 6 cans



848 Citrus Cleaner

- 848 Citrus Cleaner is designed to remove adhesive over-spray from Trim-Tex vinyl beads and other building materials

STOCK NO.	PCS. PER BOX
848	1 case = 6 cans



Powdered Mud-Max™

- Improve the strength and adhesive performance of all drywall compounds, textures and plaster products
- Perfect when bonding paper, metal or vinyl beads to drywall and applying plaster products onto metal or vinyl beads
- One resealable 14 lb bucket of Powdered Mud-Max will treat up to 80 five gallon buckets/boxes of compound

STOCK NO.	VOLUME
855	14 lb bucket



Surebonder® 3-in-1 Staple Gun

- Designed to drive narrow crown staples, brad nails and pin nails
- Heavy duty all-steel construction
- Non slip grip
- Uses #4 heavy duty staples

STOCK NO.	PCS. PER BOX
864	1



Surebonder® Pneumatic Staple Gun

- Install beads at 10 times the speed
- Lightweight & ergonomic design
- Uses #4 heavy duty staples

STOCK NO.	PCS. PER BOX
865	1



Surebonder® ½" Chisel Point Staples

- Designed for use with stock# 864 Surebonder® 3-in-1 Staple Gun and stock# 865 Surebonder® Pneumatic Staple Gun
- Stainless Steel variant available for moist or humid environments

STOCK NO.	PCS. PER BOX
863	5000 staple boxes
869	1250 staple box



Disposable Particulate Respirator

- Provides protection from dust and mist
- Features foam nose pad and curved nose clip with latex free head straps
- Built-in exhalation valve option
- Use in oil free environments
- NIOSH Approved
- Manufactured by Honeywell Safety Products

STOCK NO.	PCS. PER BOX
14110391	20
WITH EXHALATION VALVE	
14110394	20





Black Widow Pro Sander

- No-flip design
- 60% larger sanding surface
- Hook design molded into the tool
- All in one foam & grit quick change system
- 540P includes 48" aluminum pole


STOCK NO.	DESCRIPTION	PCS. PER BOX
540	Sander	4
540P	Sander & Pole	4



Black Widow Sanding Pads

- Designed for The Black Widow Pro Sander
- 60% larger sanding surface
- All-in-one quick change foam & grit system
- 1/4" thick Foam

STOCK NO.	GRIT	PCS. PER BOX
560-FX	Extra Fine	24 (4 packs of 6)
560-F	Fine	24 (4 packs of 6)
560-M	Medium	24 (4 packs of 6)
560-C	Coarse	24 (4 packs of 6)
560-CX	Extra Coarse	24 (4 packs of 6)



Sanding Pole Adapter

- Use pole adapter with the 540 Pro Sander and standard painter's extension poles
- Female/female thread adapter

STOCK NO.	PCS. PER BOX
380	10



Full Circle Sanding Tools

- The Radius 360° Sanding Tool and accessories are available through Trim-Tex
- Features a die-cast aluminum head and wide pivot brackets for superior control

STOCK NO.	STYLE	PCS. PER BOX
360	360 Sanding Tool	6
360-PWRPD	9" Power Pad	6
362	Std. Foam Repl. Pad	6

STOCK NO.	STYLE	PCS. PER BOX
365-60	Sanding Disc 60 Grit	100
365-80	Sanding Disc 80 Grit	100
365-100	Sanding Disc 100 Grit	100
365-120	Sanding Disc 120 Grit	100
365-150	Sanding Disc 150 Grit	100
365-180	Sanding Disc 180 Grit	100
365-220	Sanding Disc 220 Grit	100
365-240	Sanding Disc 240 Grit	100
365-280	Sanding Disc 280 Grit	100
365-300	Sanding Disc 300 Grit	100



Dual Angle Dual Grit Sanding Block

- Features two tapered edges to simplify corner sanding and radius edges to prevent gouging and scuffing of compound
- 40% larger than standard blocks, measuring 5" x 3 1/4"

*Also available individually sleeved

STOCK NO.	GRIT	PCS. PER BOX
885F	Fine/Fine	24
885F-BULK	Fine/Fine	100
885	Medium/Fine	24
885-BULK	Medium/Fine	100
885-IND*	Medium/Fine	24

*Also available individually sleeved




Patent# D480,619

Single Angle Sanding Block

- Features a steep tapered edge, as well as the Trim-Tex exclusive radius corner to prevent scratching and gouging while the tapered edge prevents unintentional sanding of the opposite wall
- 40% larger than standard blocks

STOCK NO.	GRIT	PCS. PER BOX
888F	Fine	24
888F-BULK	Fine	100
888F-IND*	Fine	24
888M	Medium	24
888M-BULK	Medium	100
888M-IND*	Medium	24

*Also available individually sleeved



Patent# D480,619

Standard Sanding Block

- Standard size sanding block measures 2 3/4" x 1" x 4"
- Features the Trim-Tex exclusive radius edge which prevents unwanted scuffing and gouging

STOCK NO.	GRIT	PCS. PER BOX
883F	Fine	24
883F-BULK	Fine	180
883M	Medium	24
883M-BULK	Medium	180




Patent# D480,619

Sanding Sponges

- A 4" x 5" flexible pad that conforms to surfaces

STOCK NO.	GRIT	PCS. PER BOX
881	Fine	50 pc. Display Box






Buttboard™ Drywall Backer

- Pulls back the edges of the cut end of the drywall creating a tapered edge that requires less joint compound to finish
- Available in 500pc skid quantities, custom skids available with minimum of 100pcs

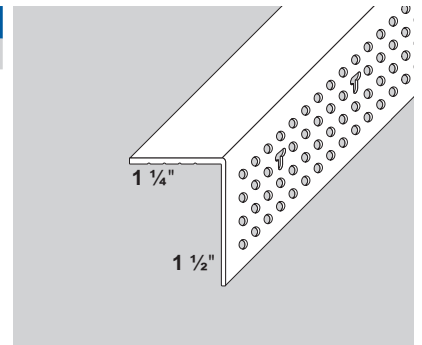
STOCK NO.	LENGTH	PCS. PER BOX
825	48"	12
826	54"	12
825S	48"	500
826S	54"	500



Truss Backing Angle

- Eliminates inside ceiling corner cracking due to truss uplift of interior partition walls
- Backing Angle may also be used where blocking is missing on inside corners
- Thick vinyl flange helps screws start easier

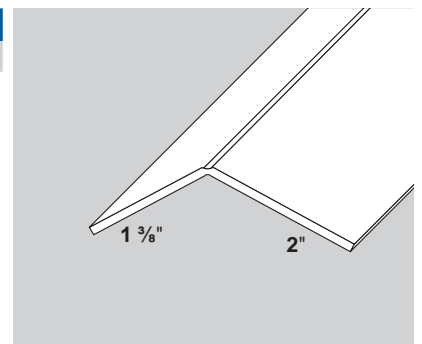
STOCK NO.	LENGTH	PCS. PER BOX
8050	10'	25



Vault Backing Angle

- Prevents cracks from forming along the peak of cathedral ceilings
- Creates perfectly straight peaks even with poorly aligned framing
- Thick vinyl flange helps screws start easier

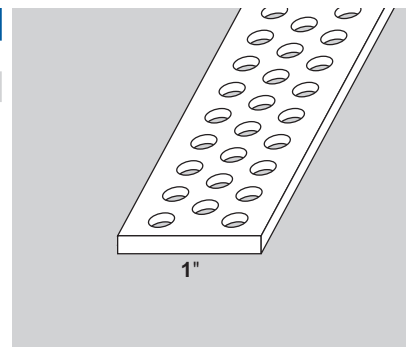
STOCK NO.	LENGTH	PCS. PER BOX
8060	10'	25



Shim in a Box

- Unlike paper shims, vinyl shims do not contain food sources for mold.
- Large holes allow stud adhesive to bond drywall to studs
- 48" strips can be scored with a utility knife and snapped to custom length or cut with snips
- Shim may vary in color

STOCK NO.	THICKNESS	PCS. PER BOX
972	1/16"	200
973	1/8"	125



MUD SET TOOLS

Compound Applicator

- Designed to lay down a coat of compound for installing Trim-Tex Mud Set Beads
- 24" tube is perfect for easy maneuvering around windows
- Multiple Mud Heads available (sold separately)

STOCK NO.	LENGTH	PCS. PER BOX
449	24"	1
450	36"	1

TAPEPRO
DRYWALL TOOLS



Mud Heads

- All Mud Heads are designed to be used with the Compound Applicator (stock# 449, 450)
- 451 is designed for installing any standard 90° outside corners.
- 452 is designed for installation of Mud Set Flat Tear Away.
- 453 applies mud to off-angle inside corners for Mud Set Magic Corner or Adjustable Inside Corner Bead.
- 455 is designed for installing Mud Set Rigid Jumbo Low Profile Corner Bead with 1 3/4" mud legs as well as Bullnose beads.
- 456 is designed for installing Wall Mounted Deflection Bead.
- 457 applies enough compound to easily set your fill coat over an installed Deflection or Tear Away bead.

STOCK NO.	STYLE	PCS. PER BOX
451	90° Rigid	1
452	Single Edge	1
453	Manta Ray	1
455	Jumbo 90°	1
456	Deflection Bead	1
457	Fill Coat	1

TAPEPRO
DRYWALL TOOLS



Pro Series 4 in 1 Hopper

- Includes inserts for installing Bumper Corner Bead, 90° rigid, splayed, bullnose, & bullnose splayed
- 390R includes only 2 wipers, one for 90° rigid bead and one for bullnose beads

STOCK NO.	DESCRIPTION	PCS. PER BOX
390	Hopper	1
390R	Replc. Rubber Wipers	1
390B	Replacement Base	1
390I	Replacement Gates	1
391	Stand	1



Pro Series Auto Mixer

- Mix drywall compounds and exterior acrylic finishes hands free
- Includes a 900W variable speed drill with triple gear reduction, a stainless steel bracket, mixing paddle, and a 5 gallon bucket
- Available while supplies last

STOCK NO.	STYLE	PCS. PER BOX
750	USA	1
751	Canada	1



Pro Series Quad Rollers

- 4 self-aligning wheels apply even pressure to bead to ensure straight installation
- 54" aluminum pole included

STOCK NO.	STYLE	PCS. PER BOX
460	90° Mud Set	1
461	350 Bull	1



Bumper Bead Quad Roller

- 4 self-aligning wheels apply even pressure to bead to ensure straight installation
- Notched wheels to accommodate the Bumper Bead insert ridge
- 54" aluminum pole included


STOCK NO.	STYLE	PCS. PER BOX
462	Bumper Bead	1



Pro Series Rollers

- 385 installs 90° rigid and 90° bullnose
- 386 installs 135° rigid and 135° bullnose
- 54" aluminum pole included

STOCK NO.	STYLE	PCS. PER BOX
385	90°	1
386	Splayed	1





FLAT ACCESS DOOR PANELS

Pop-Out Flat Access Door

- Designed to blend in at locations where access is required at regular intervals
- Created from glass fiber reinforced gypsum for increased strength
- Available in both square or radiused corner styles
- No surface preparation is required for finishing
- Panels are 5/8" thick

STOCK NO.	SIZE	STYLE
RC-09	9x9	Radius Corner
RC-12	12x12	Radius Corner
RC-16	16x16	Radius Corner
RC-18	18x18	Radius Corner
RC-24	24x24	Radius Corner
RC-30	30x30	Radius Corner
SQ-09	9x9	Square Corner
SQ-12	12x12	Square Corner
SQ-16	16x16	Square Corner
SQ-18	18x18	Square Corner
SQ-24	24x24	Square Corner
SQ-30	30x30	Square Corner



Hinged Flat Access Door

- Designed to blend in at locations where access is required at regular intervals
- Created from glass fiber reinforced gypsum for increased strength
- Available in both square or radiused corner styles
- Latches available with straight slot or keyed lock styles
- No surface preparation is required for finishing
- Panels are 5/8" thick

STOCK NO.	SIZE	STYLE
RCHG-09	9x9	Slotted Radius Corner
RCHG-12	12x12	Slotted Radius Corner
RCHG-16	16x16	Slotted Radius Corner
RCHG-18	18x18	Slotted Radius Corner
RCHG-24	24x24	Slotted Radius Corner
RCHG-09-K	9x9	Keyed Radius Corner
RCHG-12-K	12x12	Keyed Radius Corner
RCHG-16-K	16x16	Keyed Radius Corner
RCHG-18-K	18x18	Keyed Radius Corner
RCHG-24-K	24x24	Keyed Radius Corner
SQHG-09	9x9	Slotted Square Corner
SQHG-12	12x12	Slotted Square Corner
SQHG-16	16x16	Slotted Square Corner
SQHG-18	18x18	Slotted Square Corner
SQHG-24	24x24	Slotted Square Corner
SQHG-09-K	9x9	Keyed Square Corner
SQHG-12-K	12x12	Keyed Square Corner
SQHG-16-K	16x16	Keyed Square Corner
SQHG-18-K	18x18	Keyed Square Corner
SQHG-24-K	24x24	Keyed Square Corner





Trademarks

Trim-Tex, Drywall Art, Pullaway, Tear Away, EZ Tray, MudSet Beads, Step a Bull, Auto Mixer, Chamfer Bead, Chamfer Stop, Chamfer 3 Way, Chamfer Marker, 350 Chamfer Bead, 350 Chamfer Arch, Magic Corner, Hideaway, 093V, Fast Cap, Mud On, Flex Grid Angle, 350 Bull, 350 Bull Arch, Miter Marker, Mud Max, Black Widow, Arch Plus, 847, TEX11 and 848 are trademarks of Trim-Tex, Inc. Surebonder is trademark of FPC. 3M77 is a trademark of 3M.

Custom Lengths & Extrusions

Trim-Tex offers custom size lengths of existing product on a per-order basis, contact our customer service team for details. Custom shapes and extrusions are available upon request for orders of 10,000 linear feet or more. Tooling and die costs are separate, contact our customer service team for details and a personalized quote.

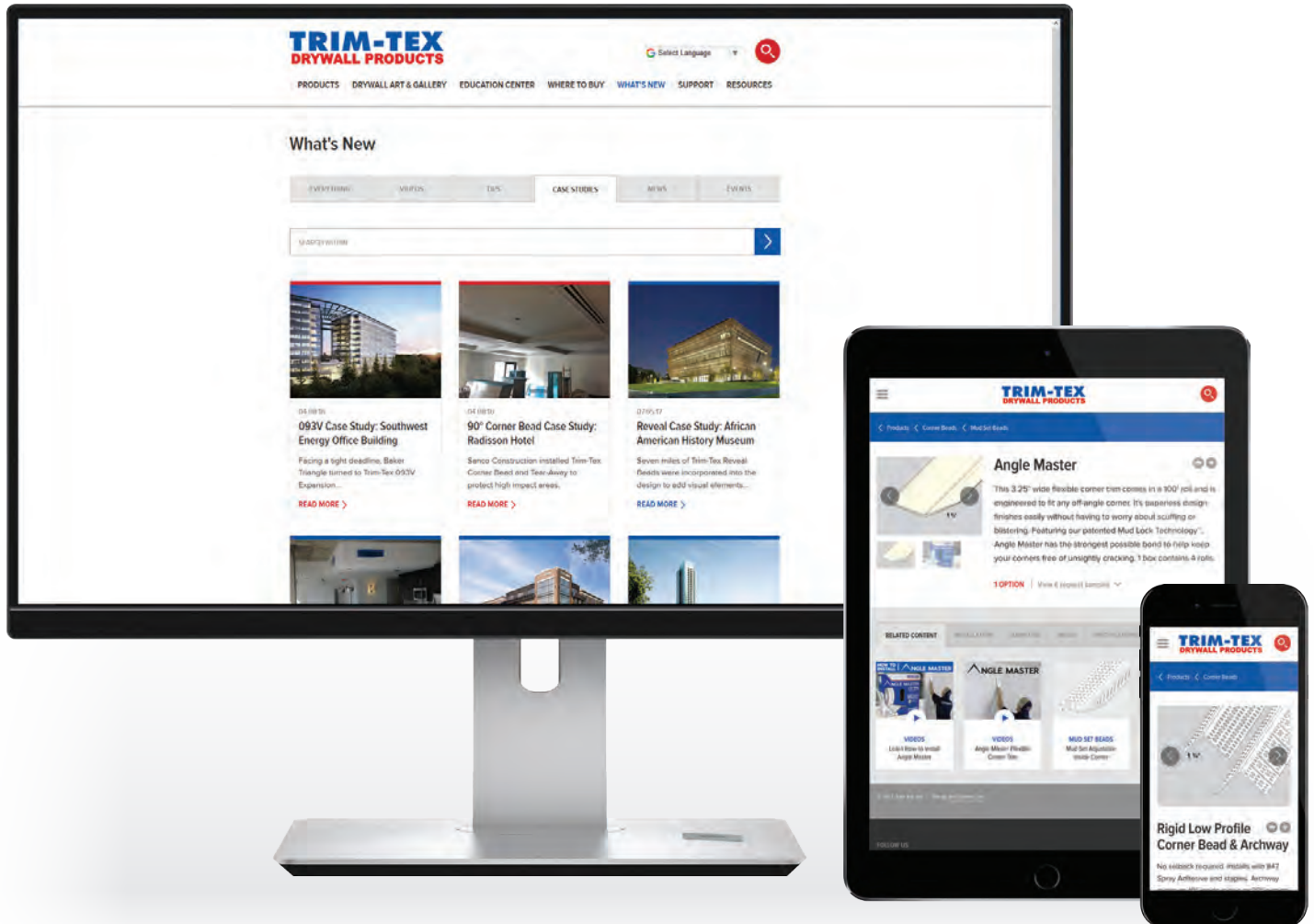
Warranty

Trim-Tex, Inc. warrants that the products manufactured by Trim-Tex to be free from manufacturing defects when installed in accordance with the guidelines and instructions, where indicated, and in accordance to the customary and ordinary standards of the industry. Trim-Tex, Inc.'s sole responsibility shall be for the replacement of product only when it has been determined by Trim-Tex, Inc. that the product was defective as a result of manufacturing and not as a result of improper installation or handling. Trim-Tex assumes no liability or responsibility for any direct, indirect or consequential damages that may arise from the use of any product manufactured by Trim-Tex. Trim-Tex assumes no responsibility for any defective product not manufactured by Trim-Tex in which a product of Trim-Tex is attached to or made a part of said product. Neither Trim-Tex, its officers, agents or employees have the authority to make any other warranty either orally or in writing.

What you need. Where you are.

Trim-Tex.com has been built from the ground up with your busy schedule in mind.

With easy access to the full product catalog, videos, tips, documentation, and customer service, you can get exactly what your looking for at home or on the job without the hassle.



Distributed by:

Get the Latest News



3700 W. Pratt Ave. Lincolnwood, IL 60712 | 1-800-874-2333 | www.trim-tex.com