

2016 WORKBOOK



TRAVELCHAIR[®]
the Original Since 1984

cutting edge comfort

for more than three decades we've been charging hard, pushing the envelope of comfort and style while riding the rail of innovation. carving a name for ourselves the only way we know how, by making chairs that outlive, outlast and outperform the competition. at travelchair we overbuild and over-engineer every product we make. it's a little thing we like to call tradition.



stools pgs. 1-3



specialty seating pgs. 4-7



low down seating pgs. 8-9



core seating pgs. 10-11



comfort seating pgs. 12-15



team seating pgs. 16-17



tables pgs. 18-19



specifications pgs. 20-ibc

2016 catalog



stools

solid, strong, and able to squeeze into the tightest of spaces, these stools are designed to be functional, fast, and packed full of features.



anywhere cooler chair **model 1289V**
built-in insulated cooler has room for a six-pack.

- quick set up and break down
- carry strap
- 6 pack compatible with extra pouches
- duck billed feet

colors:

blue black green red





NEW wombat **model 2989**

we have perfectly married a chair and stool to give you the wombat. With a shock cord system to prevent lost parts, the wombat provides the comfort of a chair with the body of a stool.

- 5 lbs
- easy carry bag
- reinforced ripstop polyester

colors:

black



IMPROVED ultimate slacker 2.0 **model 1489V2**

the comfort & support of a chair with the portability of a stool.

- new stable frame layout
- reinforced ripstop polyester at stress points
- integrated carry and closure strap

colors:

blue black green red



ultimate wingshooter **model 1489DSG**

same great design as the ultimate slacker, the ultimate wingshooter comes equipped with a backrest.

- 3 seat heights
- backrest
- grab and go carry strap

colors:

duck blind



slacker **model 1389V**

the slacker is as tiny as it is tough. holds 275 lbs and folds down to the size of a saturday paper.

- duck billed feet
- under 2 lbs
- integrated carry and closure strap

colors:

blue black green red



sidewinder **model 1379V**

engineered frame allows for a larger seating surface and more stability.



- closed cell foam padding
- non-marring anti-slip polymer soled feet
- grab and go carry strap
- most stable tri-pod on the face of the planet

colors:

blue black



stools





specialty seating

all situations are unique, including your seating situation. the specialty chairs are designed to be the answer for those niche seating needs. whether you're tired of sitting on a plastic canoe seat, need to upgrade your cheap seats at the next ball game or need light and packable comfort, these chairs fit the bill.



wallaby model 7799

for those who want it all. the wallaby does not sacrifice any amenities or comfort and you still get a chair that is super light and packs down small.

- light weight and compact
- shock cord system
- armrests with cup holder

colors:



roo model 7795

would you like to supersize that? the roo is similar in function to the joey chair but bigger. a wider and higher seating surface that has an even higher backrest for all the comfort you could ever need.

- lightweight and compact
- easy set up, no parts to lose
- wider, taller, higher

colors:



joey model 7789

good things come in small, lightweight packages. the joey features a lightweight aluminum frame, shock cord system preventing lost parts, and a compact size and durability developed from 30 years of camp chair manufacturing.

- 2 lbs
- aluminum frame
- packs small

colors:



steel joey model 7789S

the joey chair in steel is just as compact, sturdy and functions like the other specialty chairs all while hitting an entry level price point.

- steel frame
- 275lb rating
- packs small

colors:





paddler **model 1679V**
the paddler has all day comfort in mind for your next paddling pursuit.

- ultra light and ergonomic frame
- aluminum frame and stainless steel hardware
- adjustable lumbar support
- closed cell seat cushion

colors:
blue



teddy aluminum **model 579AV**
travelchair's signature mesh fabric applied to our lightweight channeled aluminum frame.

- quick drying, cool nylon mesh
- channeled aluminum
- non-marring, anti-slip polymer soled feet

colors:
blue



sleeprite cot **model 2389A**
keep your pack light and your night's sleep comfortable. at 6.5 ft. x 2.5 ft. this cot offers a wider, longer, more supportive sleeping platform with fewer parts for an easier and quicker set up than the competition. 10 pieces and shock-corded poles equals no lost parts.

- 6 lbs
- folds down small
- shock cord system

colors:
red



low down seating

wherever you're headed, our low down line is ready for the journey. designed to go where you go and set up in an instant. the chairs in this line make your haul a lot lighter and your stay a whole lot more comfortable.



frenchcut **model 2279V**

our classic beach chair just got better. additional supports make this chair ideal for outdoor concerts, spectator sports, or a sunset campfire.

- amphitheatre seat height
- quick drying, cool nylon mesh
- front stabilizer bar
- adjustable armrests

colors:

blue black lime



larry **model 169**

with its ingenious closing mechanism, the larry chair packs down to near laptop proportions.

- improved back support with new locking hinge
- quick drying, cool nylon mesh
- easy setup and breakdown

colors:

blue black



original tc **model 179VLG/189VLG**

sets up quick, packs up tight & delivers all day comfort.

- patented push-pin locking system
- powder coated steel
- quick drying mesh or cotton duck (189VLG)

colors:

blue mesh

black cotton duck



stadium **model 1669**

just because bleachers are cold and uncomfortable doesn't mean you have to be.

- ergonomic s-bend frame
- padded back rest
- closed cell foam seat
- can also be utilized as a canoe seat

colors:

blue navy red black





core seating

when you've been around as long as we have you learn a thing or two about building great chairs, and the core line has been here every step of the way. classic armchair design, hi-grade components, and tough love construction makes this our most popular line. with a variety of styles, fabrics and tubing, you're sure to find a core chair that's right for you.



teddy **model 579V**

travelchair's signature mesh fabric applied to our most rugged and durable frame.

- quick drying, cool nylon mesh
- broad shoulder "v" frame backrest
- non-marring, anti-slip polymer soled feet

colors:

blue black lime



easy rider **model 589V**

feature-rich workhorse that continues to be one of the best selling and most revered chairs we hand craft.

- broad shoulder "v" frame backrest
- non-marring anti-slip polymer soled feet
- adjustable armrests
- shoe mesh padded handrest

colors:

blue black green red



c series **model 589C**

travelchair's quality meets entry-level price point.

- super strong 600d polyester fabric
- 900 lb tested capacity
- integrated arm cup holder
- powder coated steel frame

colors:

blue black green red



comfort seating

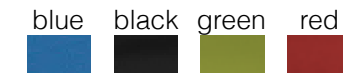
ultimate comfort chairs are for those who want more. more comfort, more room and more time to relax. this line features chairs with high backs, higher seats and allows you to customize your sitting in style. comfort chairs are designed to cradle bodies big and small.



big bubba **model 789FRV**
with a high back and deep seat, all day comfort is one sit away.

- adjustable contour pillow
- adjustable/removable footrest
- reinforced rip-stop fabric at stress points
- sling seat design

colors:



bubba **model 789V**
shares the same oversized build as its feature rich big brother, minus the footrest.

- adjustable contour pillow
- footrest compatible
- sling seat design

colors:



classic bubba **model 789**
the best pound for pound value item in the family.

- adjustable contour pillow
- sling seat design
- seatbelt webbing reinforcement
- robust carry case

colors:





big kahuna **model 599LM**
super-sized from the ground up and ready for anything.

- 800 lb capacity
- oversized tubing
- reinforced throughout
- large cup holder with stash spot

colors:
brown



lounge lizard **model 2189SS**
this lounger is designed with travelchair's legendary quality and one-of-a kind features you won't find on lesser chairs.

- multi-position recline lock
- suspension seating surface
- stainless steel grommets and rivets
- breathable mesh

colors:
black



lounge lizard accessories



lizard mug holder
model 2129



lizard sack
model 2109



lizard replacement strings
model 2119



lounge lizard salt & pepper **model 2179SS**
this lounger is designed with travelchair's legendary quality.

- multi-position recline lock
- suspension seating surface
- stainless steel grommets and rivets
- super breathable and stylish mesh

colors:
salt & pepper




comfort seating



team seating

whether you're family camping on the columbia river, hosting a backyard cookout or on the sidelines of your favorite team, the portable travelbench unfolds in a flash, providing the perfect platform for your seating needs.



travelbench el grande 5 seater **model TBLG5**
the grand stand of portable bench seating.

- drink and gear holders
- overbuilt carry bag with storage pockets
- banner included
- 3 seaters available **model TBLG3**

colors:
black



travelbench original 6 seater **model TB06**
instant team seating made by the chair experts.

- quick setup and break down
- overbuilt from the ground up
- reinforced carry bag
- 3 seaters available **model TB03**

colors:
blue black red



tables

made from lightweight aluminum, they have telescoping legs to quickly convert from a dining surface to food prep or workbench height.



grand canyon table **model 2089GC**
more stable, more table height options, easier to level and by far the best setup of our tables.

- aluminum table top
- friction lock telescoping legs
- room to accommodate most camp chairs
- holds more weight than a mofo

colors:
silver



canyon table el grande **model 2089LG**
great for food prep, making drinks or dinner with the family.

- aluminum throughout
- compression lock telescoping legs
- easy setup and take down
- seats 4 - 6

colors:
silver



canyon table **model 2089SM**
just a little smaller but with all the same features as the el grande.

- aluminum throughout
- compression lock telescoping legs
- easy setup and take down
- seats 2- 4

colors:
silver



side canyon table **model 2689**
a side table, a foot rest, or an extra seat.

- aluminum throughout
- folds flat for easy storage and transportation
- no coaster required for your beer
- 250 lbs capacity

colors:
silver



specifications

Product Name	SKU	case	Dimensions - Open	Dimensions - Closed	Dimensions - Seat	Prod. Wt.	Capacity
stools							
anywhere cooler chair	1289V	8	18x16x33	3x16x24	13x10x17.5	6	250
wombat	2989	8	16x21x30	5x5x19	18x20x20	5	275
ultimate slacker 2.0	1489V2	10	15x15x29	5x7x34	13x10x16.5	2.66	275
ultimate wingshooter	1489DSG	12	13.5X15X30	3X10X34	13.5X15X18,20,22	4.2	300
slacker	1389V	10	12x14x20	3x3x24	12x12x17.5	1.9	275
sidewinder	1379V	12	19x19x18	5x5x27	17.5x16x18	2.2	250
specialty seating							
wallaby	7799	4	22x35x35	17x7x5	22x23.5x19.5	4	300
roo	7795	4	22x23.5x35	17x7x5	22x23.5x19.5	3.3	300
joey	7789	6	21x21x28	4X4X14	21X21X16	2.3	300
steel joey	7789S	6	21x21x28	4X4X14	21X21X16	3.2	275
paddler	1679V	4	12X17X19	5x17x18	9.5x17x1.5	2.2	250
teddy aluminum	579AV	6	21x33x32	5x5x32	21x21x16	6.38	300
sleeprite cot	2389A	2	78X30X6	18X7.5X6	78X30X6	6.10	300
low down seating							
frenchcut	2279V	6	23x33x26	5x5x30	21x21x11	7.6	300
larry	169	4	19x19x24	2.5x12x19	11x19x10	5.5	250
original tc, cotton duck	189VLG	10	25x19.5x20	3x8x23	12x19.5x7	4.9	300
original tc, mesh	179VLG	10	25x19.5x20	3x8x23	12x19.5x7	4.44	300
stadium	1669	4	12X17X19	5x17x18	9.5x17x1.5	3.1	250
core							
teddy	579V	6	21x33x32	5x5x32	21x21x16	8.2	300
easy rider	589V	6	21x33x32	5x5x32	21x21x16	8.5	300
c-series	589C	6	21x31x32	4x4x32	21x21x16	6.5	300

Product Name	SKU	case	Dimensions - Open	Dimensions - Closed	Dimensions - Seat	Prod. Wt.	Capacity
comfort							
big bubba	789FRV	4	58x32x40	6x8x41	27x21x17	11.85	300
bubba	789V	4	32x32x40	6x6x41	27x21x17	9.56	300
classic bubba	789	4	32x32x40	6x6x41	27x21x17	9.56	300
big kahuna	599LM	4	23X38X36	5X5X39	24X24X19	10.78	800
lounge lizard	2189SS	1	38x26.5x45	7x26.5x38	24x19x19	22	300
lizard mug holder	2129	1	5x6x3	5x6x1	n/a	0.26	n/a
lizard sack	2109	1	26x38x6	n/a	n/a	2.36	n/a
lizard replacement strings	2119	1 set	n/a	n/a	n/a	0.26	n/a
lounge lizard	2179SS	1	38x26.5x45	7x26.5x38	24x19x19	22	300
team seating							
travelbench el grande 5 seater	TBLG5	2	95x21x32	16.5x6x32	21x19.5x19	24	300 per seat
travelbench el grande 3 seater	TBLG3	2	58x21x32	12x6x32	21x19.5x19	16	300 per seat
travelbench original 6 seater	TBO6	2	104x19x17	18x6x24	19x16.5x18	20	300 per seat
travelbench original 3 seater	TBO3	3	52x19x17	11x6x24	19x16.5x18	12	300 per seat
tables							
grand canyon table	2089GC	4	35.5x27.5x18-28	5X9X36	35.5x27.5x18-28	10.5	125 - 225 lbs
canyon table el grande	2089LG	4	43.5x27.5x27.5-33.5	5x10x27.5	43.5x27.5x27.5-33.5	12.18	75
canyon table	2089SM	6	27.5x27.5x27.5-33.5	5x6x27.5	27.5x27.5x27.5-33.5	7.26	75
side canyon table	2689	10	10x12x15	2x12x17.5	10x12x15	2.14	250

TRAVELCHAIR

5709 34th avenue nw

gig harbor, wa 98335

253.851.7519

sales@travelchair.com

www.travelchair.com

