



# Finesse™ Peak®

Frameless sliding bath door  
542808-59

## Features

- Frameless.
- 5/16" (8 mm) thick tempered glass.
- CleanCoat®+ glass coating creates a hydrophobic barrier that repels water, soap scum, and residue, saving time and protecting shower doors 10 times longer than original CleanCoat. (Based on 2021 internal wear/abrasion testing using a microfiber cloth.)
- Vertical blade handles complete the look of this door.

## Material

- Stainless steel hardware prevents rust and corrosion.

## Technology

- Tempered glass ensures maximum safety and durability.

## Installation

- Out-of-plumb adjustability simplifies installation.
- Not for use in hospitality.
- For residential use only.

## Included Components

Additional Components:  
Hardware kit



## Codes/Standards









ANSI Z97.1  
CPSC 16CFR 1201

## STERLING® Bath and Shower Doors Five-Year Limited Warranty

See website for detailed warranty information.

## Available Colors/Finishes

*Color tiles intended for reference only.*

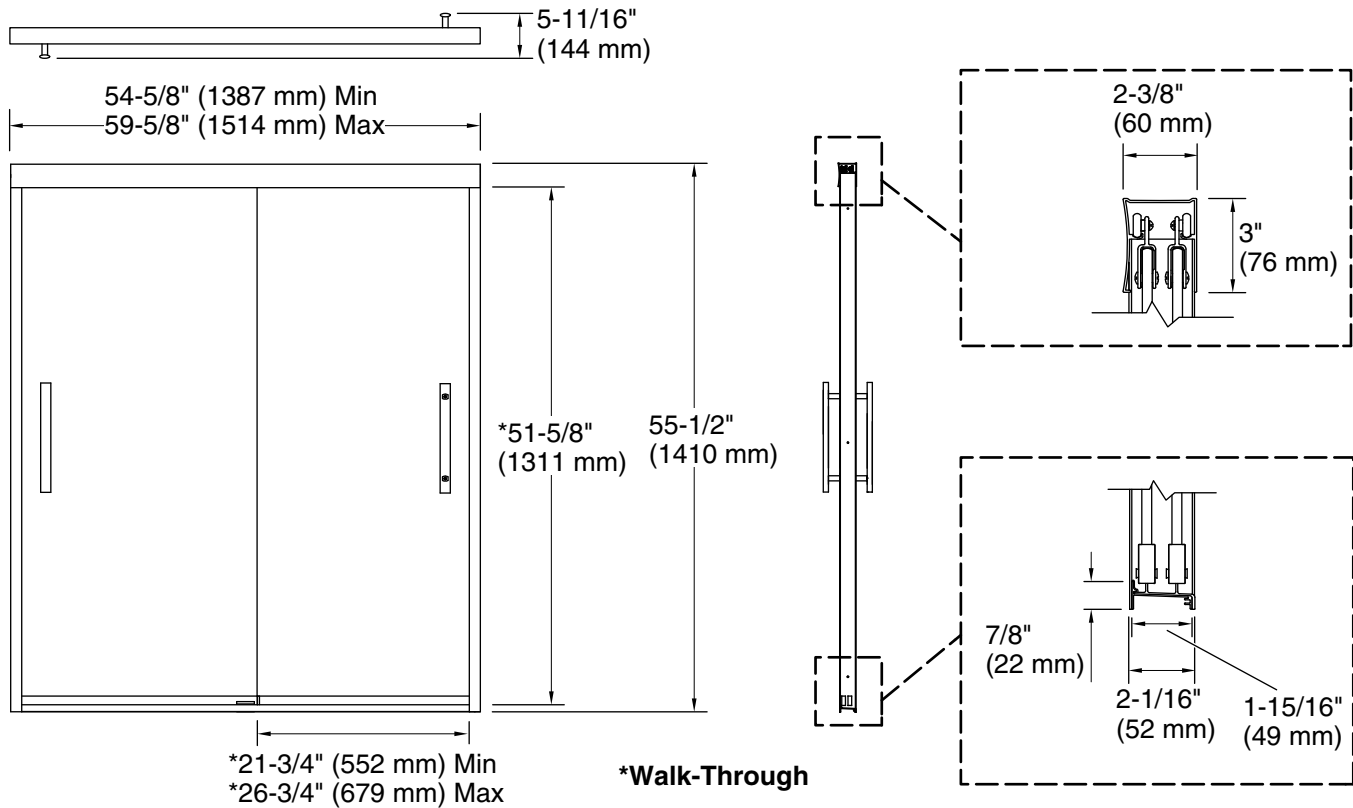
Color	Code	Description
	DR	Deep Bronze
	DR	Deep Bronze
	N	Nickel
	N	Nickel
	PBL	Matte Black
	PBL	Matte Black
	S	Silver
	S	Silver

1-800-STERLING (1-800-783-7546)

Kohler Co. reserves the right to make revisions without notice to product specifications.

For the most current Specification Sheet, go to [www.sterlingplumbing.com](http://www.sterlingplumbing.com).

11-15-2021 04:40 - US//CA



**Technical Information**

All product dimensions are nominal.

- Installation type: For bath installation
- Opening style: Sliding/Bypass
- Opening Width - Min: 54-5/8" (1387 mm)
- Opening Width - Max: 59-5/8" (1514 mm)
- Walk-through - Min: 21-3/4" (552 mm)
- Walk-through - Max: 26-3/4" (679 mm)
- Base-To-Wall Radius - Max: 5/8" (16 mm)
- Glass thickness: 5/16" (8 mm)
- Glass coating: CleanCoat®

**Notes**

Install this product according to the installation guide.

NOTICE: The vertical opening should be a minimum of 58" (1473 mm) to allow clearance for installation.