



Accord®

**48" Seated Shower Base
72281100**



Features

- Durable high gloss finish.
- Includes removable seat that can be positioned on either side of the shower base.
- 48" (1219 mm) x 36" (914 mm) base finished dimensions.

Material

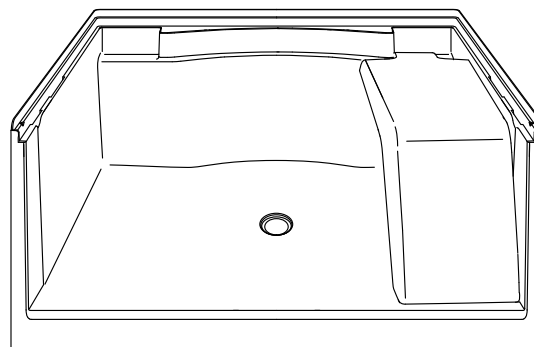
- Compression molded from our exclusive Vikrell® material.

Installation

- Not suitable for tile down application. Must be used with STERLING wall surround.

Recommended Accessories

- 695B-48 Framed Sliding Shower Door
- 1500D-48 Framed Pivot Shower Door
- 1505D-48 Framed Pivot Shower Door
- 1506D-48 Framed Pivot Shower Door
- 1530D-48 Framed Pivot Shower Door
- 1535D-48 Framed Pivot Shower Door
- 5375EZ-45 Frameless Sliding Shower Door
- 5475-48 Frameless Sliding Shower Door
- 5477-48 Frameless Sliding Shower Door
- 5970-48 Framed Sliding Shower Door
- 5975-48 Framed Sliding Shower Door
- 5976-48 Framed Sliding Shower Door
- 5977-48 Framed Sliding Shower Door
- 547808-48 Frameless Sliding Shower Door
- 572075-48 Framed Sliding Shower Door
- 581075-48 Frameless Sliding Shower Door
- 80001012 12" Grab Bar
- 80001018 18" Grab Bar
- 80001024 24" Grab Bar
- 80011032 32" Grab Bar
- 80001036 36" Grab Bar
- 80012222 22" Grab Bar
- 72286104 Removable Shower Seat



Codes/Standards



Greenguard UL 2818 - Gold

Warranty – Bathing Fixtures (and) Kitchen and Utility Sinks Made of Solid Vikrell® Material

See website for detailed warranty information.

Available Color/Finishes

Color tiles intended for reference only.

Color	Code	Description
	0	White
	96	KOHLER Biscuit

USA/Canada: 1-800-STERLING (1-800-783-7546)

Kohler Co. reserves the right to make revisions without notice to product specifications.

For the most current Specification Sheet, go to www.sterlingplumbing.com.

9-11-2018 13:43



Accord®
48" Seated Shower Base
72281100

No image available.
This product is a component and not intended to be a standalone installation.

Technical Information

All product dimensions are nominal.

Installation: 3-Wall Alcove

Drain location: Center

Maximum door width: 44-5/8" (1133 mm)

Notes

Install this product according to the installation instructions.