

Exterior Screws

Strong-Drive® SDWS FRAMING Screw

Multipurpose Wood and Engineered Wood Including Framing, Indoor/Outdoor Projects

The SDWS Framing screw is designed and load-rated for replacing 16d, 10d and 8d nails in framing applications. The SDWS Framing screw is superior to nails in holding power and pull-out resistance. It is code listed in IAPMO UES ER-192 and meets 2018 and 2021 IRC® and IBC® code requirements for most common wood framing applications.

The screw has a SawTooth® point that makes for fast installations with reduced torque without predrilling, and its specially designed head countersinks easily to provide a clean, flush finish. The T25 bit holds the 6-lobe recess tightly for more secure drive control. Available in 2½", 3", 3½" and 4" lengths for a variety of uses.

Features:

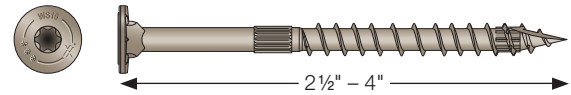
- Washer head with underhead box nibs provides increased bearing in structural applications and provides clean and easy countersinking
- SawTooth point ensures fast starts, reduces installation torque and eliminates the need for predrilling in most applications
- The 6-lobe drive provides positive bit engagement resulting in easier installations and longer bit life
- Quik Guard® coating provides protection in indoor and outdoor applications

For more information regarding driver bits for Simpson Strong-Tie fasteners, see p. 129.

Codes/Standards: IAPMO UES ER-192 (including City of LA Supplement), State of Florida FL13975

For Technical Data and Loads, see C-F-2023TECHSUP *Fastening Systems Technical Guide*, pp. 41–44, 174–175, 176–177

US Patent: 9,523,383



Quik Guard Coating

Model No.	Dimensions							
	Inches				Millimeters			
	O.D. x Length	Shank Diameter	Thread Length	Head Diameter	O.D. x Length	Shank Diameter	Thread Length	Head Diameter
SDWS16212	0.215 x 2½	0.160	1½	0.450	5.4 x 63	4.0	28	11.4
SDWS16300	0.215 x 3	0.160	1¾	0.450	5.4 x 76	4.0	41	11.4
SDWS16312	0.215 x 3½	0.160	2	0.450	5.4 x 89	4.0	50	11.4
SDWS16400	0.215 x 4	0.160	2½	0.450	5.4 x 101	4.0	63	11.4

See footnotes below.

Multi-Screw Packaging

Retail Pack			Mini-Bulk			Bulk	
Model No.	Fasteners per Pack	Packs per Master Carton	Model No.	Fasteners per Pack	Packs per Master Carton	Model No.	Fasteners per Pack
SDWS16212QR50	50	10	SDWS16212QR150	150	3	SDWS16212Q	1000
SDWS16300QR50	50	10	SDWS16300QR150	150	3	SDWS16300Q	1000
SDWS16312QR50	50	10	SDWS16312QR150	150	3	SDWS16312Q	750
SDWS16400QR50	50	6	SDWS16400QR150	150	3	SDWS16400Q	750

1. O.D. denotes thread outer diameter.

2. Replacement bit part number: BIT25T-2-R2.

Exterior Screws

Strong-Drive® SDWS TIMBER Screw (Exterior Grade)

Structural Wood and Engineered Wood Connections Including Ledgers

Designed to provide an easy-to-install, high-strength alternative to through-bolting and traditional lag screws. Strong-Drive SDWS Timber screws are ideal for the contractor and do-it-yourselfer alike. It is code listed in IAPMO UES ER-192 and meets 2018 and 2021 IRC® and IBC® code requirements for most common wood framing applications.

Features:

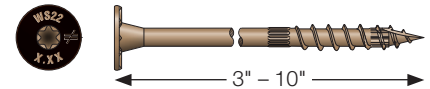
- Bold thread design provides superior holding power
- SawTooth® point ensures fast starts, reduces installation torque and eliminates the need for predrilling in most applications
- Underhead nibs allow for head to drive flush to surface with reduced splintering
- Large washer head provides a large bearing area
- Size identification on all SDWS screw heads
- 6-lobe, T40 drive provides positive engagement that makes the screw easy to drive and improves bit life (replacement driver bit — BIT40T-134-R2)

For more information regarding driver bits for Simpson Strong-Tie fasteners, see p. 129.

Double-barrier coating provides corrosion resistance equivalent to hot-dip galvanization, making it suitable for certain exterior and preservative-treated wood applications, as described in the evaluation report.

Codes/Standards: IAPMO UES ER-192 (including City of LA Supplement), State of Florida FL13975

For Technical Data and Loads, see C-F-2023TECHSUP *Fastening Systems Technical Guide*, pp. 37–40, 72–74, 79–81, 108, 110–111, 132–133, 145–147, 150–152, 157, 167–169, 170–173
US Patent: 9,523,383



Double-Barrier Coating

Model No.	Dimensions							
	Inches				Millimeters			
	O.D. x Length	Shank Diameter	Thread Length	Head Diameter	O.D. x Length	Shank Diameter	Thread Length	Head Diameter
SDWS22300DB	0.315 x 3	0.220	1½	0.760	8 x 76	5.6	38	19.3
SDWS22400DB	0.315 x 4	0.220	2%	0.760	8 x 101	5.6	60	19.3
SDWS22500DB	0.315 x 5	0.220	3	0.760	8 x 127	5.6	76	19.3
SDWS22600DB	0.315 x 6	0.220	3	0.760	8 x 152	5.6	76	19.3
SDWS22800DB	0.315 x 8	0.220	3	0.760	8 x 203	5.6	76	19.3
SDWS221000DB	0.315 x 10	0.220	3	0.760	8 x 254	5.6	76	19.3

See footnotes below.

Multi-Screw Packaging

Individually Flagged		Retail Clamshell		Retail Pack		Mini-Bulk		Bulk	
Fasteners Qty.	Model No.	Fasteners per Pack	Model No.	Fasteners per Pack	Model No.	Fasteners per Pack	Model No.	Fasteners per Pack	Model No.
1	SDWS22300DB-RP1	12	SDWS22300DB-R12	50	SDWS22300DB-R50	250	SDWS22300DBMB	950	SDWS22300DB
1	SDWS22400DB-RP1	12	SDWS22400DB-R12	50	SDWS22400DB-R50	250	SDWS22400DBMB	600	SDWS22400DB
1	SDWS22500DB-RP1	12	SDWS22500DB-R12	50	SDWS22500DB-R50	250	SDWS22500DBMB	600	SDWS22500DB
1	SDWS22600DB-RP1	12	SDWS22600DB-R12	50	SDWS22600DB-R50	250	SDWS22600DBMB	500	SDWS22600DB
1	SDWS22800DB-RP1	12	SDWS22800DB-R12	50	SDWS22800DB-R50	250	SDWS22800DBMB	400	SDWS22800DB
1	SDWS221000DB-RP1	12	SDWS221000DB-R12	50	SDWS221000DB-R50	—	—	250	SDWS221000DB

1. O.D. denotes thread outer diameter.

2. Retail and mini-bulk packs include one, 6-lobe, T40 driver bit; bulk packs include two driver bits (BIT40T-134-R2).

3. Flagged fasteners per master carton: 40; retail clam packs per master carton: 5; retail pack packs per master carton: 6.

Exterior Screws

Strong-Drive® SDWS TIMBER SS Screw

Structural Wood and Engineered Wood Connections Including Docks, Piers and Boardwalks

The SDWS Timber SS screw is a 0.275"-diameter Type 316 stainless-steel fastener suitable for marine and coastal applications where severe-corrosion resistance is a necessity. The SDWS Timber SS screw has a SawTooth® point and flat washer head that make it the ideal choice for use on docks, wharves, piers, boardwalks and ledgers.

Features:

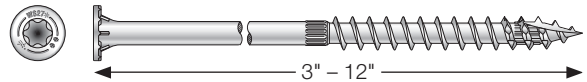
- 0.275" shank diameter for heavy-duty structural applications
- No predrilling, no counterboring required for most applications
- SawTooth point design for fast starts and no predrilling
- Large flat head with nibs can drive flush to surface with reduced splintering
- Ideal replacement for spikes, lag bolts and lag screws
- Deep T50 6-lobe recess for a secure drive (replacement driver bit — BIT50T-2-R1)

For more information regarding driver bits for Simpson Strong-Tie fasteners, see p. 129.

Codes/Standards: IAPMO UES ER-192 (including City of LA Supplement), State of Florida FL13975

For Technical Data and Loads, see C-F-2023TECHSUP *Fastening Systems Technical Guide*, pp. 51–52, 150–152, 158

US Patent: 9,523,383



Type 316 Stainless Steel

Model No.	Dimensions							
	Inches				Millimeters			
	O.D. x Length	Shank Diameter	Thread Length	Head Diameter	O.D. x Length	Shank Diameter	Thread Length	Head Diameter
SDWS27300SS	0.395 x 3	0.275	2	0.650	10 x 76	7.0	51	16.5
SDWS27400SS	0.395 x 4	0.275	3	0.650	10 x 101	7.0	76	16.5
SDWS27500SS	0.395 x 5	0.275	3	0.650	10 x 127	7.0	76	16.5
SDWS27600SS	0.395 x 6	0.275	3	0.650	10 x 152	7.0	76	16.5
SDWS27800SS	0.395 x 8	0.275	3	0.650	10 x 203	7.0	76	16.5
SDWS271000SS	0.395 x 10	0.275	3	0.650	10 x 254	7.0	76	16.5
SDWS271200SS	0.395 x 12	0.275	3	0.650	10 x 305	7.0	76	16.5

See footnotes below.

Multi-Screw Packaging

Individually Flagged		Mini-Bulk		Bucket	
Fasteners Qty.	Model No.	Fasteners per Pack	Model No.	Fasteners per Bucket	Model No.
1	SDWS27300SS-RP1	30	SDWS27300SS-R30	350	SDWS27300SS
1	SDWS27400SS-RP1	30	SDWS27400SS-R30	350	SDWS27400SS
1	SDWS27500SS-RP1	30	SDWS27500SS-R30	300	SDWS27500SS
1	SDWS27600SS-RP1	30	SDWS27600SS-R30	300	SDWS27600SS
1	SDWS27800SS-RP1	30	SDWS27800SS-R30	200	SDWS27800SS
1	SDWS271000SS-RP1	30	SDWS271000SS-R30	—	—
1	SDWS271200SS-RP1	30	SDWS271200SS-R30	—	—

1. O.D. denotes thread outer diameter.

2. Driver bit size: T50.

3. Flagged fasteners per master carton: 3"-4" = 40, 5"-6" = 35, 8"-12" = 25.

Exterior Screws

Strong-Drive® SDWH TIMBER-HEX Screw

Structural Wood and Engineered Wood Connections Including Ledgers

Designed for structural and general-purpose fastening applications where a hex-head drive is preferred. Strong-Drive SDWH Timber-Hex screws are ideal for the contractor and do-it-yourselfer alike. It is code listed in IAPMO UES ER-192 and meets 2018 and 2021 IRC® and IBC® code requirements for most common wood framing applications.

Features:

- Bold thread design provides superior holding power
- SawTooth® point ensures fast starts, reduces installation torque and eliminates the need for predrilling in most applications
- Underhead nibs allow for head to countersink into wood with reduced splintering
- Large washer head provides maximum bearing area (0.650" washer head diameter)
- Size identification on all SDWH screw heads
- 5/16" hex drive (replacement driver bit — BITHEXR516-R1)


For more information regarding driver bits for Simpson Strong-Tie fasteners, see p. 129.

Double-barrier coating provides corrosion resistance equivalent to hot-dip galvanization, making it suitable for certain exterior and preservative-treated wood applications, as described in the evaluation report.

Codes/Standards: IAPMO UES ER-192 (including City of LA Supplement), State of Florida FL13975

For Technical Data and Loads, see C-F-2023TECHSUP *Fastening Systems Technical Guide*, pp. 58–61, 75, 77, 109–111, 159, 161, 167–169

US Patent: 9,523,383



Double-Barrier Coating

Model No.	Dimensions							
	Inches				Millimeters			
	O.D. x Length	Shank Diameter	Thread Length	Head Diameter	O.D. x Length	Shank Diameter	Thread Length	Head Diameter
SDWH19300DB	0.275 x 3	0.195	1½	0.650	6.9 x 76	5.0	38	16.5
SDWH19400DB	0.275 x 4	0.195	2¾	0.650	6.9 x 101	5.0	60	16.5
SDWH19600DB	0.275 x 6	0.195	2¾	0.650	6.9 x 152	5.0	70	16.5
SDWH19800DB	0.275 x 8	0.195	2¾	0.650	6.9 x 203	5.0	70	16.5
SDWH191000DB	0.275 x 10	0.195	2¾	0.650	6.9 x 254	5.0	70	16.5

See footnotes below.

Multi-Screw Packaging

Individually Flagged		Retail Clamshell		Retail Pack		Mini-Bulk		Bulk	
Fasteners Qty.	Model No.	Fasteners per Pack	Model No.	Fasteners per Pack	Model No.	Fasteners per Pack	Model No.	Fasteners per Pack	Model No.
1	SDWH19300DB-RP1	12	SDWH19300DB-R12	50	SDWH19300DB-R50	250	SDWH19300DBMB	1,000	SDWH19300DB
1	SDWH19400DB-RP1	12	SDWH19400DB-R12	50	SDWH19400DB-R50	250	SDWH19400DBMB	800	SDWH19400DB
1	SDWH19600DB-RP1	12	SDWH19600DB-R12	50	SDWH19600DB-R50	250	SDWH19600DBMB	600	SDWH19600DB
1	SDWH19800DB-RP1	12	SDWH19800DB-R12	50	SDWH19800DB-R50	250	SDWH19800DBMB	500	SDWH19800DB
1	SDWH191000DB-RP1	12	SDWH191000DB-R12	50	SDWH191000DB-R50	—	—	250	SDWH191000DB

1. O.D. denotes thread outer diameter.

2. Retail and mini-bulk packs include one 5/16" hex driver bit; bulk packs include two driver bits.

3. Flagged fasteners per master carton: 40; retail clam packs per master carton: 5; retail pack packs per master carton: 6.

Exterior Screws

Strong-Drive® SDWH TIMBER-HEX SS Screw

Structural Wood and Engineered Wood Connections Including Ledgers

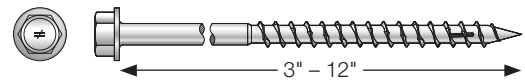
Stainless-steel structural fasteners designed for lag-screw replacement. These 0.185" and 0.275" diameter hex-head fasteners require no predrilling, making them easier and faster to install than typical lag screws. It meets 2018 and 2021 IRC® and IBC® code requirements for most common wood framing applications.

Features:

- Type 316 stainless steel for maximum corrosion protection
- No predrilling necessary in most applications
- Driver bit included (replacement driver bit — BITHEXR516-R1 or BITHEXR12-R1)
- Can be used in ledger applications
- Unique "box" thread design with raised-ridge technology significantly reduces driving torque
- Hex-washer head provides large bearing area

For more information regarding driver bits for Simpson Strong-Tie fasteners, see p. 129.

For Technical Data and Loads, see C-F-2023TECHSUP *Fastening Systems Technical Guide*, pp. 64–65, 164–165



Type 316 Stainless Steel

Model No.	Hex Drive (in.)	Dimensions							
		Inches				Millimeters			
		O.D. x Length	Shank Diameter	Thread Length	Head Diameter	O.D. x Length	Shank Diameter	Thread Length	Head Diameter
SDWH19400SS	5/16	0.255 x 4	0.185	2 3/4	0.455	6.5 x 101	4.7	60	11.5
SDWH19450SS	5/16	0.255 x 4.5	0.185	2 3/4	0.455	6.5 x 114	4.7	70	11.5
SDWH19500SS	5/16	0.255 x 5	0.185	2 3/4	0.455	6.5 x 127	4.7	60	11.5
SDWH19600SS	5/16	0.255 x 6	0.185	2 3/4	0.455	6.5 x 152	4.7	60	11.5
SDWH19800SS	5/16	0.255 x 8	0.185	2 3/4	0.455	6.5 x 203	4.7	60	11.5
SDWH27300SS	1/2	0.370 x 3	0.275	3	0.655	9.5 x 76	7.0	76	16.6
SDWH27400SS	1/2	0.370 x 4	0.275	3	0.655	9.5 x 101	7.0	76	16.6
SDWH27500SS	1/2	0.370 x 5	0.275	3	0.655	9.5 x 127	7.0	76	16.6
SDWH27600SS	1/2	0.370 x 6	0.275	3	0.655	9.5 x 152	7.0	76	16.6
SDWH27800SS	1/2	0.370 x 8	0.275	3	0.655	9.5 x 203	7.0	76	16.6
SDWH271000SS	1/2	0.370 x 10	0.275	3	0.655	9.5 x 254	7.0	76	16.6
SDWH271200SS	1/2	0.370 x 12	0.275	3	0.655	9.5 x 305	7.0	76	16.6

See footnotes below.

Multi-Screw Packaging

Individually Flagged		Retail Clamshell		Retail Pack	
Fasteners Qty.	Model No.	Fasteners per Pack	Model No.	Fasteners per Pack	Model No.
—	—	20	SDWH19400SS-R20	—	—
—	—	10	SDWH19450SS-R10	100	SDWH19450SS-R100
—	—	10	SDWH19500SS-R10	100	SDWH19500SS-R100
—	—	10	SDWH19600SS-R10	—	—
—	—	10	SDWH19800SS-R10	50	SDWH19800SS-R50
1	SDWH27300SS-RP1	10	SDWH27300SS-R10	100	SDWH27300SS-R100
1	SDWH27400SS-RP1	10	SDWH27400SS-R10	100	SDWH27400SS-R100
1	SDWH27500SS-RP1	10	SDWH27500SS-R10	50	SDWH27500SS-R50
1	SDWH27600SS-RP1	10	SDWH27600SS-R10	50	SDWH27600SS-R50
1	SDWH27800SS-RP1	10	SDWH27800SS-R10	50	SDWH27800SS-R50
1	SDWH271000SS-RP1	5	SDWH271000SS-R5	25	SDWH271000SS-R25
—	—	5	SDWH271200SS-R5	25	SDWH271200SS-R25

1. O.D. denotes thread outer diameter.
2. 3" flagged fasteners per master carton: 50;
4" flagged fasteners per master carton: 40;
5" flagged fasteners per master carton: 40;
6" flagged fasteners per master carton: 35;
8"–12" flagged fasteners per master carton: 25.

Exterior Screws

Strong-Drive® SDWH TIMBER-HEX HDG Screw

Structural Wood and Engineered Wood Including Ledgers

The SDWH Timber-Hex HDG screw is a 0.275"-diameter hot-dip galvanized screw suitable for marine and coastal applications. The SDWH Timber-Hex HDG screw has a SawTooth® point and oversized integral washer that makes for fast installations; no predrilling or separate washer needed. Speed up your next pile job by replacing ¾" and 5/8" HDG bolt/washer/nut assemblies (two screws for one bolt in many conditions) with the Strong-Drive SDWH Timber-Hex HDG screw. It is code listed in IAPMO UES ER-192 and meets 2018 and 2021 IRC® and IBC® code requirements for most common wood framing applications.

Features:

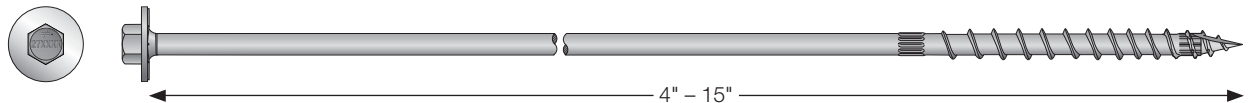
- 0.275" shank diameter for heavy-duty structural applications
- ASTM A153 Class-C hot-dip galvanized coating suitable for coastal and marine environments
- SawTooth point design for fast starts and no predrilling
- Oversized 0.930"-diameter integral washer eliminates the need for a separate washer
- 3/8" hex drive for secure driving (replacement driver bit — BITHEXR38-R1)

For more information regarding driver bits for Simpson Strong-Tie fasteners, see p. 129.

Codes/Standards: IAPMO UES ER-192* (including City of LA Supplement), State of Florida FL13975 (4" through 12" lengths)

For Technical Data and Loads, see C-F-2023TECHSUP *Fastening Systems Technical Guide*, pp. 62–63, 119–121, 150–152, 162–163, 178–197

Install Tips: For best results, use a minimum of ½" low-speed corded drill to install
US Patent: 9,523,383



ASTM A153 Class C Hot-Dip Galvanized Coating

Model No.	Dimensions							
	Inches				Millimeters			
	O.D. x Length	Shank Diameter	Thread Length	Head Diameter	O.D. x Length	Shank Diameter	Thread Length	Head Diameter
SDWH27400G	0.395 x 4	0.275	3	0.930	10 x 101	7.0	76	23.6
SDWH27600G	0.395 x 6	0.275	3	0.930	10 x 152	7.0	76	23.6
SDWH27800G	0.395 x 8	0.275	3	0.930	10 x 203	7.0	76	23.6
SDWH271000G	0.395 x 10	0.275	3	0.930	10 x 254	7.0	76	23.6
SDWH271200G	0.395 x 12	0.275	3	0.930	10 x 305	7.0	76	23.6
SDWH271500G	0.395 x 15	0.275	3	0.930	10 x 381	7.0	76	23.6

See footnotes below.

Multi-Screw Packaging

Individually Flagged		Retail Pack		Mini-Bulk		Bucket	
Fasteners Qty.	Model No.	Fasteners per Pack	Model No.	Fasteners per Pack	Model No.	Fasteners per Pack	Model No.
1	SDWH27400G-RP1	30	SDWH27400G-R30	150	SDWH27400GMB	350	SDWH27400G
1	SDWH27600G-RP1	30	SDWH27600G-R30	150	SDWH27600GMB	350	SDWH27600G
1	SDWH27800G-RP1	30	SDWH27800G-R30	150	SDWH27800GMB	—	—
1	SDWH271000G-RP1	30	SDWH271000G-R30	150	SDWH271000GMB	—	—
1	SDWH271200G-RP1	30	SDWH271200G-R30	150	SDWH271200GMB	—	—
1	SDWH271500G-RP1	—	—	150	SDWH271500GMB	—	—

*SDWH271500G is not listed in IAPMO UES ER-192 or FL13975.

1. O.D. denotes thread outer diameter.

2. 4" flagged fasteners per master carton: 40; 6" flagged fasteners per master carton: 35; 8"–15" flagged fasteners per master carton: 25.

Exterior Screws

Outdoor Accents® Decorative Hardware



Outdoor Accents decorative hardware features connectors and fasteners for building custom outdoor living structures that are beautiful and structurally strong. The line includes post bases, angles, T and L straps, gable plates, gazebo ties, joist hangers and fasteners.



Outdoor Accents Structural Wood Screw

The Outdoor Accents structural wood screw reduces installation time by driving easily without predrilling. When combined with the patented, load-rated Outdoor Accents hex-head washer, the solution delivers the decorative appearance of a bolt connection, but with a much easier installation. The structural wood screw is now available in three sizes: 2", 3½" and 5½". Both the 3½" and 5½" screw's bold thread design enables superior holding to attach ledgers and other secure connections. The new 2" screw is ideal for use with 2x lumber, and for adding style to any DIY project.

Note: The 2" screw (SDWS25200DBB) has lower load values than the 3½" and 5½" screws. It may not be substituted where the longer screws are required.

Features:

- Use with Outdoor Accents decorative hardware and STN22 hex-head washer for an appealing look
- Use Outdoor Accents structural wood screw without the washer as a wood-to-wood fastener
- Deep 6-lobe T40 recess provides easy, secure driving (T40 drive bit included in multi-count packages)
- Patented SawTooth® point (3½" and 5½" screws only) ensures fast starts, reduces installation torque and eliminates the need for predrilling in most applications; Type-17 point on 2" screw ensures fast starts
- Black double-barrier coating offers premium look while providing a medium level of corrosion protection for many outdoor applications

For more information regarding driver bits for Simpson Strong-Tie fasteners, see p. 129.

Codes/Standards: IAPMO UES ER-192 (including City of LA Supplement), State of Florida FL13975


For Technical Data and Loads, see C-F-2023TECHSUP *Fastening Systems Technical Guide*, p. 208

Install Tips: For best results, use a minimum of ½" low-speed corded drill to install

US Patent: 9,523,383 applies to 3½" and 5½" versions

Exterior Screws

Outdoor Accents® Structural Wood Screw (cont.)



Black Double-Barrier Coating

Model No.	Dimensions							
	Inches				Millimeters			
	O.D. x Length	Shank Diameter	Thread Length	Head Diameter	O.D. x Length	Shank Diameter	Thread Length	Head Diameter
SDWS22312DBB	0.315 x 3½	0.220	2	0.760	8 x 89	5.6	51	19.3
SDWS22512DBB	0.315 x 5½	0.220	3	0.760	8 x 140	5.6	76	19.3

See footnotes below.

Multi-Screw Packaging

Individually Flagged		Retail Pack		Mini-Bulk	
Fasteners Qty.	Model No.	Fasteners per Pack	Model No.	Fasteners per Pack	Model No.
1	SDWS22312DBB-RN1	12	SDWS22312DBBRC12	50	SDWS22312DBB-R50
1	SDWS22512DBB-RN1	12	SDWS22512DBBRC12	50	SDWS22512DBB-R50

1. O.D. denotes thread outer diameter.
2. Individually flagged units include the STN22 hex-head washer.
3. T40 6-lobe bit replacement uses BIT40T-134-R2.
4. 3½" and 5½" RN1 master carton quantities: 20; 3½" and 5½" RC12 master carton quantities: 10; R50 master carton quantities: 6.



Black Double-Barrier Coating

Model No.	Dimensions							
	Inches				Millimeters			
	O.D. x Length	Shank Diameter	Thread Length	Head Diameter	O.D. x Length	Shank Diameter	Thread Length	Head Diameter
SDWS25200DBB	0.255 x 2	0.235	1¼	0.760	6.5 x 51	6.0	31	19.3

See footnotes below.

Multi-Screw Packaging

Retail Pack			Mini-Bulk		
Packs per Master Carton	Model No.	Fasteners per Pack	Packs per Master Carton	Model No.	Fasteners per Pack
5	SDWS25200DBBRC12	12	6	SDWS25200DBB-R50	50

1. O.D. denotes thread outer diameter.
2. T40 6-lobe bit replacement uses BIT40T-134-R2.
3. SDWS25200DBB has a Type-17 point.

Exterior Screws

Outdoor Accents® Hex-Head Washer


The patented Outdoor Accents hex-head washer and structural wood screw combination provides the decorative appearance of a bolted connection. Its design provides an easier and significantly faster installation time compared to through-bolting. The hex-head washer is code listed (IAPMO UES ER-192) and is designed to be used exclusively with the Outdoor Accents structural wood screw to fasten Outdoor Accents connectors, including post bases, T and L straps, angles, gable plates and heavy joist hangers.

Features:

- Combined with the Outdoor Accents structural wood screw, it provides a structural load-rated solution
- Easy to install
- Black double-barrier coating

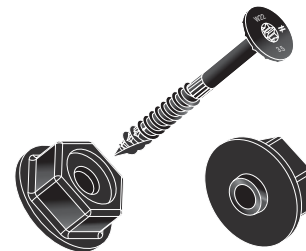
Codes/Standards: IAPMO UES ER-192
(including City of LA Supplement),
State of Florida FL13975

For Technical Data and Loads, see C-F-2023TECHSUP
Fastening Systems Technical Guide, p. 208
US Patent: 11,137,016 and D733,546



Black Double-Barrier Coating

Hex-Head Washer Diameter (in.)	Retail Pack Quantity	Master Carton Quantity	Model No.
1 ½	8	10	STN22-R8
1 ½	24	6	STN22-R24



SDWS22312DBB (sold separately)
with STN22 Hex-Head Washer

Exterior Screws

Outdoor Accents® Connector Screw

The Outdoor Accents connector screw reduces installation time by driving easily without predrilling. Designed for installation with the Outdoor Accents connectors, such as the APA21 90° angle, APLH light joist hangers and APGT gazebo ties, the screw's black finish accents any outdoor living project. The sharp point of the screw enables fast starts.

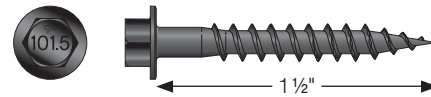
Features:

- Use with Outdoor Accents decorative hardware for an appealing look
- Black double-barrier coating provides premium look while providing a medium level of corrosion protection for many outdoor applications
- 1/4" hex head for secure driving and easier installation

For more information regarding driver bits for Simpson Strong-Tie fasteners, see p. 129.

Codes/Standards: ICC-ES ESR-3046 (including City of LA Supplement), State of Florida FL9589

For Technical Data and Loads, see C-F-2023TECHSUP *Fastening Systems Technical Guide*, p. 209



Black Double-Barrier Coating

Dimensions						Drive Type
Inches			Millimeters			
O.D. x Length	Thread Length	Head Diameter	O.D. x Length	Thread Length	Head Diameter	
#10 x 1 1/2	1 1/8	0.370	5.0 x 38	28	9.3	1/4" Hex

See footnotes below.

Multi-Screw Packaging

Retail Pack		
Packs per Master Carton	Model No.	Fasteners per Pack
5	SD10112DBBR50	50

1. O.D. denotes thread outer diameter.
2. 1/4" hex driver bit is included in package.

Exterior Screws

Strong-Drive® SDS HEAVY-DUTY CONNECTOR Screw

Heavy-Duty Simpson Strong-Tie® Connectors

A 0.250"-diameter high-strength structural wood screw ideal for various connector installations as well as wood-to-wood and engineered wood applications.

Features:

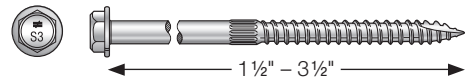
- Type-17 point enables easy driving with no predrilling
- Available with a double-barrier coating and Type 316 stainless steel
- ⅜" hex head with 0.500" integrated washer
- Head is stamped with the Simpson Strong-Tie "S" sign and fastener length for easy identification after installation
- Replacement driver bit — BITHEXR38-R1

For more information regarding driver bits for Simpson Strong-Tie fasteners, see p. 129.

Install Tips: A low-speed ½" drill with a ⅜" hex driver is the recommended tool for installation.

Codes/Standards: ICC-ES ESR-2236 (including City of LA Supplement), State of Florida FL9589

For Technical Data and Loads, see C-F-2023TECHSUP *Fastening Systems Technical Guide*, pp. 70–71, 78, 112, 166–169, 202

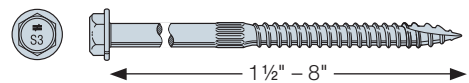


Type 316 Stainless Steel

Model No.	Dimensions				Retail Pack		Bulk	
	Inches		Millimeters		Fasteners per Pack	Model No.	Fasteners per Pack	Model No.
	O.D. ¹ x Length	Thread Length	O.D. x Length	Thread Length				
SDS25112SS	0.250 x 1½	1	6.5 x 38	25	25	SDS25112SS-R25	1,500	SDS25112SS
SDS25200SS	0.250 x 2	1¼	6.5 x 51	31	25	SDS25200SS-R25	1,300	SDS25200SS
SDS25212SS	0.250 x 2½	1½	6.5 x 63	38	25	SDS25212SS-R25	1,100	SDS25212SS
SDS25300SS	0.250 x 3	2	6.5 x 76	51	25	SDS25300SS-R25	950	SDS25300SS
SDS25312SS	0.250 x 3½	2¼	6.5 x 89	57	25	SDS25312SS-R25	900	SDS25312SS
					25	SDS25312SS-R25L*	—	—

*Packaged in a ledger-specific box with ⅜" hex-driver bit.

1. O.D. denotes thread outer diameter. Shank diameter is 0.235".



Double-Barrier Coating

Model No.	Dimensions				Retail Pack		Mini Bulk		Bulk	
	Inches		Millimeters		Fasteners per Pack	Model No.	Fasteners per Pack	Model No.	Fasteners per Pack	Model No.
	O.D. ¹ x Length	Thread Length	O.D. x Length	Thread Length						
SDS25112	0.250 x 1½	1	6.5 x 38	25	25	SDS25112-R25	300	SDS25112MB	1,500	SDS25112
SDS25200	0.250 x 2	1¼	6.5 x 51	31	25	SDS25200-R25	250	SDS25200MB	1,300	SDS25200
SDS25212	0.250 x 2½	1½	6.5 x 63	38	25	SDS25212-R25	200	SDS25212MB	1,100	SDS25212
SDS25300	0.250 x 3	2	6.5 x 76	51	25	SDS25300-R25	150	SDS25300MB	950	SDS25300
SDS25312	0.250 x 3½	2¼	6.5 x 89	57	10	SDS25312-R10	125	SDS25312MB	900	SDS25312
					25	SDS25312-R25L*	—	—	—	—
SDS25412	0.250 x 4½	2¾	6.5 x 114	70	10	SDS25412-R10	100	SDS25412MB	800	SDS25412
SDS25500	0.250 x 5	2¾	6.5 x 127	70	10	SDS25500-R10	100	SDS25500MB	500	SDS25500
					25	SDS25500-R25L*	—	—	—	—
SDS25600	0.250 x 6	3¼	6.5 x 152	82	10	SDS25600-R10	100	SDS25600MB	600	SDS25600
SDS25800	0.250 x 8	3¼	6.5 x 203	82	10	SDS25800-R10	—	—	—	—
					50	SDS25800-R50	—	—	400	SDS25800

*Packaged in a ledger-specific box with ⅜" hex-driver bit.

1. O.D. denotes thread outer diameter. Shank diameter is 0.235".

Exterior Screws

Strong-Drive® SD CONNECTOR Screw

For Simpson Strong-Tie Connectors

The Strong-Drive SD Connector screw is specifically designed to replace nails in certain Simpson Strong-Tie connectors, and is the only screw approved for that application. The load-rated SD screw has been tested and approved for use in many popular Simpson Strong-Tie products. In certain applications screws are easier and more convenient to install than nails, and the single-fastener load values achieved by the SD screw exceed those of typical 10d common or 16d common nails. In addition, the galvanized coating makes the SD screw ideal for both interior and most exterior conditions.

Features:

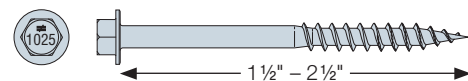
- Specifically designed to replace nails in certain Simpson Strong-Tie connectors, and is the only screw approved for that application. The #9 and #10 SD screws replace 10d and 16d nails, respectively.
- Tested and approved for use in many of our most popular connectors for both interior and exterior applications.
- Ideal for use in connector applications where more control is desired or using a hammer is inconvenient.
- 1/4" hex head with 0.370"-dia. integrated washer is stamped with the Simpson Strong-Tie "S" sign and the fastener size for easy identification after installation.
- Shank is specifically designed to match the fastener holes in Simpson Strong-Tie connectors.
- Optimized heat treating for ductility and strength.
- The single-fastener load capacity of the SD9 exceeds the capacity of a 10d common nail, while the single-fastener load capacity of the SD10 exceeds that of the 16d common nail.
- Hex driver bit included.

For more information regarding driver bits for Simpson Strong-Tie fasteners, see p. 129.

Mechanically-galvanized coating meets ASTM B695 Class 55, is recommended for use with certain preservative-treated woods and recognized as an alternate to hot-dip galvanized in ESR-3046; it is compliant with the 2015 and 2018 International Residential Code®.

Codes/Standards: ICC-ES ESR-3046 (including City of LA Supplement), State of Florida FL9589

For Technical Data and Loads, see C-F-2023TECHSUP *Fastening Systems Technical Guide*, pp. 66–67, 203



Mechanically Galvanized Coating

Dimensions						Drive Type	Retail Pack		Mini-Bulk Pack		Bulk Packaging SKU	
Inches			Millimeters				Fasteners per Pack	Model No.	Fasteners per Pack	Model No.	Fasteners per Pack	Model No.
O.D. x Length	Thread Length	Head Dia.	O.D. x Length	Thread Length	Head Dia.							
#9 x 1 1/2	1 1/8	0.370	4.5 x 38	28	9.3	1/4" Hex	100	SD9112R100	500	SD9112R500	3000	SD9112MB
#9 x 2 1/2	1 1/8	0.370	4.5 x 63	28	9.3	1/4" Hex	100	SD9212R100-R	500	SD9212R500	2000	SD9212MB
#10 x 1 1/2	1 1/8	0.370	5.0 x 38	28	9.3	1/4" Hex	100	SD10112R100	500	SD10112R500	3000	SD10112MB
#10 x 2 1/2	1 1/8	0.370	5.0 x 63	28	9.3	1/4" Hex	100	SD10212R100-R	500	SD10212R500	2000	SD10212MB

1. O.D. denotes thread outer diameter.

2. Shank diameter is 0.130" for #9 screws and 0.160" for #10 screws.

Exterior Screws

Strong-Drive® SD CONNECTOR SS Screw

For Simpson Strong-Tie Stainless-Steel Connectors

The stainless-steel Strong-Drive SD Connector SS screw (SD SS) is specifically designed to replace nails in certain Simpson Strong-Tie stainless-steel connectors. The load-rated SD SS screw has been tested and approved for use in many popular Simpson Strong-Tie products. In certain applications screws are easier and more convenient to install than nails, and the single-fastener load values achieved by the SD SS screw exceed those of 10d common nails. In addition, the Type 316 stainless steel provides excellent corrosion resistance appropriate for severe-exposure environments.

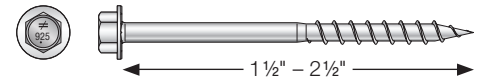
Features:

- Specifically designed to replace nails in certain Simpson Strong-Tie stainless-steel connectors and is the only screw tested and approved for that application
- The single-fastener load capacity of the #9 SD SS exceeds the capacity of a 10d common nail
- Ideal for use in connector applications where more control is desired or using a hammer is inconvenient installation
- ¼" hex head with 0.370"-dia. integrated washer is stamped with the Simpson Strong-Tie "S" sign and the fastener size for easy identification after installation
- Shank is specifically designed to match the fastener holes in Simpson Strong-Tie connectors
- Hex driver bit included

For more information regarding driver bits for Simpson Strong-Tie fasteners, see p. 129.

Codes/Standards: ICC-ES ESR-3046 (including City of LA Supplement), State of Florida FL9589

For Technical Data and Loads, see C-F-2023TECHSUP *Fastening Systems Technical Guide*, pp. 68–69, 203–205



Type 316 Stainless Steel

Dimensions						Drive Type	Retail Pack		Mini-Bulk Pack		Bulk Packaging SKU	
Inches			Millimeters				Model No.	Fasteners per Pack	Model No.	Fasteners per Pack	Model No.	Fasteners per Pack
O.D. x Length	Thread Length	Head Dia.	O.D. x Length	Thread Length	Head Dia.							
#9 x 1 ½	1 ¼	0.370	4.2 x 38	28	9.3	¼" Hex	SD9112SS-R100	100	SD9112SS-R500	500	SD9112SSMB	3,000
#9 x 2 ½	1 ¼	0.370	4.2 x 63	28	9.3	¼" Hex	SD9212SS-R100	100	SD9212SS-R500	500	SD9212SSMB	2,000

1. O.D. denotes thread outer diameter.

2. Shank diameter is 0.130".

3. Master carton retail pack quantity: 10; mini-bulk pack quantity: 3.

4. One (1) hex driver bit is included in each package.

Exterior Screws

Strong-Drive® DWP WOOD SS Screw

Decking, Docks and Boardwalks; Load-rated General Exterior Applications

The Strong-Drive DWP Wood SS screw is a powerful, load-rated fastening solution for deck, dock and general exterior applications where extra corrosion protection and load specifications are required. The #12 and #14 Strong-Drive DWP Wood SS flat-head screws are structural fasteners that have been tested in accordance with ICC-ES acceptance criteria AC233 and are load rated for shear, pull-through and withdrawal resistance. With its specially designed sharp point and unique box threads, the DWP WOOD SS screw is a great solution for exterior structural connections, such as on docks, boardwalks and decks near water or where they will be exposed to high or severe corrosion. Choose Type 316 stainless steel for seaside and coastal environments.

Features:

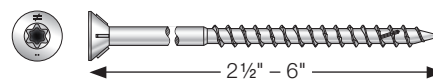
- Unique “box” thread design with raised-ridge technology greatly reduces driving torque, which allows you to drive more screws on a single battery charge
- Specially designed sharp point penetrates hard wood products with ease
- Use with wood, engineered wood and polymer materials
- 6-lobe drive provides a secure bit fit resulting in an easy drive and long bit life
- Choose Type 316 stainless steel for seaside applications

For more information regarding driver bits for Simpson Strong-Tie fasteners, see p. 129.

For Technical Data and Loads, see C-F-2023TECHSUP *Fastening Systems Technical Guide*, pp. 49–50

Flat Head with Nibs

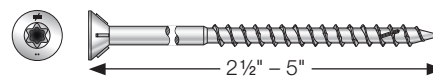
Type 316 Stainless Steel



Size	Length (in.)	Head Dia. (in.)	Bit Size	Approx. Count per lb.	1 lb. Model No.	5 lb. Model No.	Bucket	
							Count	Model No.
#12	2½	0.435	T27	56	T12250WP1	T12250WP5	1,750	T12250WPB
#12	3	0.435	T27	48	T12300WP1	T12300WP5	1,500	T12300WPB
#12	3½	0.435	T27	42	T12350WP1	T12350WP5	1,000	T12350WPB
#12	4	0.435	T27	36	T12400WP1	T12400WP5	750	T12400WPB
#12	4½	0.435	T27	32	T12450WP1	T12450WP5	750	T12450WPB
#12	5	0.435	T27	29	T12500WP1	T12500WP5	500	T12500WPB
#12	6	0.435	T27	24	T12600WP1	T12600WP5	600	T12600WPB
#14	3	0.460	T27	36	T14300WP1	T14300WP5	1,000	T14300WPB
#14	3½	0.460	T27	33	T14350WP1	T14350WP5	750	T14350WPB
#14	4	0.460	T27	26	T14400WP1	T14400WP5	700	T14400WPB
#14	5	0.460	T27	21	T14500WP1	T14500WP5	500	T14500WPB
#14	6	0.460	T27	18	T14600WP1	T14600WP5	500	T14600WPB

Flat Head with Nibs

Type 305 Stainless Steel



Size	Length (in.)	Head Dia. (in.)	Bit Size	Approx. Count per lb.	1 lb. Model No.	5 lb. Model No.	Bucket	
							Count	Model No.
#12	2½	0.435	T27	56	—	S12250WP5	1,750	S12250WPB
#12	3	0.435	T27	48	S12300WP1	S12300WP5	1,500	S12300WPB
#12	3½	0.435	T27	42	S12350WP1	S12350WP5	1,000	S12350WPB
#12	4	0.435	T27	36	S12400WP1	S12400WP5	800	S12400WPB
#12	4½	0.435	T27	32	S12450WP1	S12450WP5	750	S12450WPB
#12	5	0.435	T27	29	S12500WP1	S12500WP5	500	S12500WPB
#14	4	0.460	T27	26	—	S14400WP5	700	S14400WPB

1. 6-lobe bit replacements: T27 uses BIT27T-2-R2.

Exterior Screws

Deck-Drive™ DWP WOOD SS Screw

Decking, Docks and Boardwalks; Finishing, Millwork and Trim

The Deck-Drive DWP Wood SS screw is a powerful fastening solution for deck, dock and general exterior applications where extra corrosion protection is needed. With its specially-designed sharp point and unique box threads, the DWP screw is ideally suited for the majority of wood used in today's deck boards. Choose Type 316 stainless steel for seaside and coastal environments. Available in hand-drive and in collated strips for use in our Quik Drive® auto-feed screw driving system.

Features:

- Unique "box" thread design with raised-ridge technology greatly reduces driving torque, which allows you to drive more screws on a single battery charge
- Specially designed sharp point penetrates hard wood products with ease
- Use with wood, engineered wood and polymer materials
- 6-lobe drive offers a secure bit fit resulting in an easy drive and long bit life
- Choose Type 316 stainless steel for seaside applications
- For load-rated DWP Wood SS screw product models and SKU information, refer to the Strong-Drive® DWP Wood SS screw product page, p. 71

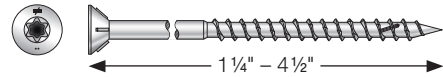
For more information regarding driver bits for Simpson Strong-Tie fasteners, see p. 129.

This screw is also available collated for the Quik Drive system. See p. 219 for details.

For Technical Data and Loads, see C-F-2023TECHSUP
Fastening Systems Technical Guide, pp. 153, 176–177

Flat Head with Nibs

Type 316 Stainless Steel



Size	Length (in.)	Head Diameter (in.)	Bit Size	Approx. Count per lb.	1 lb. Model No.	5 lb. Model No.	Deck Pack		Bulk Bucket	
							Count	Model No.	Count	Model No.
#8	1¼	0.335	T20	176	T08125WP1	T08125WP5	—	—	5,000	T08125WPB
#8	1½	0.335	T20	150	T08162WP1	—	350	T08162WPP	4,000	T08162WPB
#8	2	0.335	T20	128	T08200WP1	T08200WP5	350	T08200WPP	3,000	T08200WPB
#8	2½	0.335	T20	102	T08250WPF1	T08250WPF5	—	—	1,750	T08250WPFB
#8	3	0.335	T20	82	T08300WPF1	T08300WPF5	—	—	1,750	T08300WPFB
#10	2	0.335	T25	96	T10200WP1	T10200WP5	—	—	2,500	T10200WPB
#10	2½	0.335	T25	82	T10250WP1	T10250WP5	350	T10250WPP	1,750	T10250WPB
#10	3	0.335	T25	68	T10300WP1	T10300WP5	350	T10300WPP	1,750	T10300WPB
#10	3½	0.335	T25	56	T10350WP1	—	250	T10350WPP	1,000	T10350WPB
#10	4½	0.365	T25	43	—	—	—	—	1,000	T10450WPCM

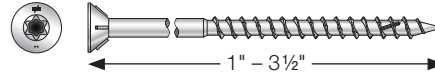
1. 6-lobe bit replacements: T20 uses BIT20T-2-R2; T25 uses BIT25T-2-R2.

Exterior Screws

Deck-Drive™ DWP WOOD SS Screw (cont.)

Flat Head with Nibs

Type 305 Stainless Steel



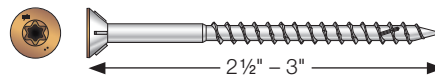
Size	Length (in.)	Head Diameter (in.)	Bit Size	Approx. Count per lb.	1 lb. Model No.	5 lb. Model No.	Deck Pack		Bulk Bucket	
							Count	Model No.	Count	Model No.
#8	1¼	0.335	T20	176	S08125WP1	S08125WP5	—	—	5,000	S08125WPB
#8	1½	0.335	T20	150	S08162WP1	S08162WP5	350	S08162WPP	4,000	S08162WPB
#8	2	0.335	T20	128	S08200WP1	S08200WP5	350	S08200WPP	3,000	S08200WPB
#8	2½	0.335	T20	102	S08250WPF1	S08250WPF5	—	—	1,750	S08250WPFB
#8	3	0.335	T20	82	S08300WPF1	S08300WPF5	—	—	1,750	S08300WPFB
#10	1	0.335	T25	172	S10100WP1	S10100WP5	—	—	4,500	S10100WPB
#10	1½	0.335	T25	134	S10150WP1	S10150WP5	—	—	3,500	S10150WPB
#10	2	0.335	T25	96	S10200WP1	S10200WP5	—	—	2,500	S10200WPB
#10	2½	0.335	T25	82	S10250WP1	S10250WP5	350	S10250WPP	1,750	S10250WPB
#10	3	0.335	T25	68	S10300WP1	S10300WP5	350	S10300WPP	1,750	S10300WPB
#10	3½	0.335	T25	56	S10350WP1	S10350WP5	—	—	1,000	S10350WPB

1. 6-lobe bit replacements: T20 uses BIT20T-2-R2; T25 uses BIT25T-2-R2.

Flat Head with Nibs, Painted

- Painted heads blend with hardwood decking material

Type 305 Stainless Steel



Size	Length (in.)	Head Diameter (in.)	Bit Size	350-Count Model No.	1,750-Count Model No.	Head Color
#10	2½	0.335	T25	S10250WJI	S10250WCI	Tan 03
#10	3	0.335	T25	S10300WJI	S10300WCI	Tan 03
#10	3	0.335	T25	S10300WPPBR05	S10300WPBBR05	Brown 05
#10	3	0.335	T25	S10300WPPTN01	S10300WPBTN01	Tan 01
#10	3	0.335	T25	S10300WPPGR	S10300WPBGR	Gray



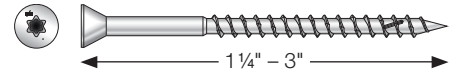
1. 6-lobe bit replacement: T25 uses BIT25T-2-R2.

Exterior Screws

Deck-Drive™ DWP WOOD SS Screw (cont.)

Trim Head, Unpainted

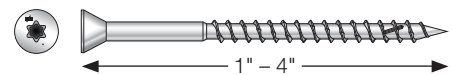
Type 316 Stainless Steel



Size	Length (in.)	Head Diameter (in.)	Bit Size	Approx. Count per lb.	1 lb. Model No.	5 lb. Model No.	Clamshell		350-Count Model No.	Bulk Bucket	
							Count	Model No.		Count	Model No.
#7	1 1/4	0.230	T15	264	T07125WP1	T07125WP5	—	—	T07125WPP	5,000	T07125WPB
#7	1 5/8	0.230	T15	195	T07162WP1	T07162WP5	100	T07162FWP	T07162WPP	4,000	T07162WPB
#7	2 1/4	0.230	T15	138	T07225WP1	T07225WP5	86	T07225FWP	T07225WPP	1,750	T07225WPB
#7	3	0.230	T15	98	T07300WP1	T07300WP5	60	T07300FWP	T07300WPP	1,750	T07300WPB

Trim Head, Unpainted

Type 305 Stainless Steel



Size	Length (in.)	Head Diameter (in.)	Bit Size	Approx. Count per lb.	1 lb. Model No.	5 lb. Model No.	Clamshell		350-Count Model No.	Bulk Bucket	
							Count	Model No.		Count	Model No.
#7	1	0.230	T15	303	S07100WP1	S07100WP5	—	—	—	5,000	S07100WPB
#7	1 1/4	0.230	T15	264	S07125WP1	S07125WP5	—	—	S07125WPP	5,000	S07125WPB
#7	1 5/8	0.230	T15	195	S07162WP1	S07162WP5	135	S07162FWP	S07162WPP	4,000	S07162WPB
#7	2	0.230	T15	156	S07200WP1	S07200WP5	—	—	S07200WPP	4,000	S07200WPB
#7	2 1/4	0.230	T15	138	S07225WP1	S07225WP5	100	S07225FWP	S07225WPP	1,750	S07225WPB
#7	2 1/2	0.230	T15	121	S07250WP1	S07250WP5	—	—	S07250WPP	1,750	S07250WPB
#7	3	0.230	T15	98	S07300WP1	S07300WP5	60	S07300FWP	S07300WPP	1,750	S07300WPB
#8	2 1/2	0.250	T20	109	—	—	—	—	S08250WPP	1,750	S08250WPB
#8	3	0.250	T20	91	—	—	—	—	S08300WPP	1,750	S08300WPB
#9	3 1/2	0.250	T20	70	S09350WP1	S09350WP5	35	S09350FWP	—	1,500	S09350WPB
#9	4	0.250	T20	61	S09400WP1	S09400WP5	—	—	—	1,000	S09400WPB

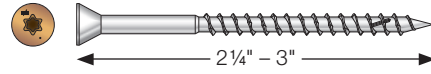
1. 6-lobe bit replacements: T15 uses BIT15T-2-R2; T20 uses BIT20T-2-R2.

Exterior Screws

Deck-Drive™ DWP WOOD SS Screw (cont.)

Trim Head, Painted

- Painted heads blend with hardwood decking material



Type 316 Stainless Steel

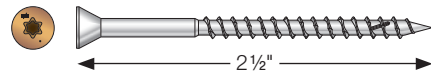
Size	Length (in.)	Head Diameter* (in.)	Bit Size	350-Count Model No.	1,750-Count Model No.
#7	2 1/4	0.230	T15	T07225WJI	T07225WCI
#7	3	0.230	T15	T07300WJI	T07300WCI



*6-lobe bit replacement: T15 uses BIT15T-2-R2. See p. 129 for more information.

Trim Head, Painted

- Painted heads blend with hardwood decking material



Type 305 Stainless Steel

Size	Length (in.)	Head Diameter* (in.)	Bit Size	350-Count Model No.	1,750-Count Model No.
#8	2 1/2	0.250	T20	S08250WJI	S08250WCI



*6-lobe bit replacement: T20 uses BIT20T-2-R2. See p. 129 for more information.

Exterior Screws

Deck-Drive™ DSV WOOD Screw

Preservative-Treated Decking, Exterior Wood and Engineered Wood Applications

The Deck-Drive DSV Wood screw is a powerful, load-rated fastening solution for preservative-treated decking applications. With its underhead nibs and fast-start tip, the DSV is ideally suited to be driven and countersunk into today's wood deck boards. The shank is designed to withstand the swelling and shrinkage that is common with wood decking products. Available in hand-drive and in collated strips for use in our Quik Drive® auto-feed screw driving system, DSV screws are also offered in a variety of sizes to fasten fascia and trim.

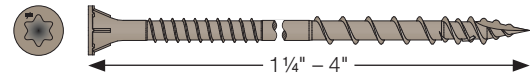
Features:

- #10 DSV Wood screws are load rated for shear, pull-through and withdrawal resistance
- Low-torque threads allow up to 35% more screws to be driven on a battery charge
- Rimmed flat head with nibs countersinks easily and provides a clean, finished appearance
- High-low tip threads with Type-17 point provides fast starts
- Optimized threads for dimensional lumber
- Quik Guard® coating provides corrosion resistance for exterior and certain preservative-treated wood applications as described by ICC-ES AC257, exposure conditions 1 and 3
- Color blends with wood decking
- T25 6-lobe driver bit included (replacement driver bit — BIT25T-2-R2)

For more information regarding driver bits for Simpson Strong-Tie fasteners, see p. 129.

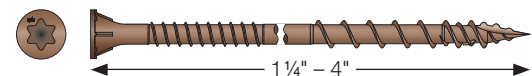
This screw is also available collated for the Quik Drive system. See p. 218 for details.

For Technical Data and Loads, see C-F-2023TECHSUP *Fastening Systems Technical Guide*, pp. 35, 45–46, 154–155, 176–177



Quik Guard Coating — Tan

Size	Length (in.)	Head Dia. (in.)	Approx. Count per Pound	1 lb. Model No.	5 lb. Model No.	350-Count Model No.	Retail Package		Mini-Bulk	
							Model No.	Count	Model No.	Count
#8	1 1/4	0.330	194	DSVT114R1LB	DSVT114R5LB	DSVT114R350	—	—	DSVT114MB	1,750
#8	1 5/8	0.330	159	DSVT158R1LB	DSVT158R5LB	DSVT158R350	DSVT158R160	160	DSVT158MB	1,750
#10	2	0.330	113	DSVT2R1LB	DSVT2R5LB	DSVT2R350	DSVT2R110	110	DSVT2MB	1,750
							DSVT2R330	330		
#10	2 1/2	0.330	91	DSVT212R1LB	DSVT212R5LB	DSVT212R350	DSVT212R80	80	DSVT212MB	1,750
							DSVT212R240	240		
#10	3	0.330	76	DSVT3R1LB	DSVT3R5LB	DSVT3R350	DSVT3R70	70	DSVT3MB	1,750
							DSVT3R210	210		
#10	3 1/2	0.330	66	DSVT312R1LB	DSVT312R5LB	DSVT312R350	DSVT312R60	60	DSVT312MB	1,000
#10	4	0.330	59	DSVT4R1LB	DSVT4R5LB	DSVT4R350	DSVT4R50	50	DSVT4MB	1,000



Quik Guard Coating — Red

Size	Length (in.)	Head Dia. (in.)	Approx. Count per Pound	1 lb. Model No.	5 lb. Model No.	350-Count Model No.	Mini-Bulk	
							Model No.	Count
#8	1 1/4	0.330	194	DSVR114R1LB	DSVR114R5LB	DSVR114R350	DSVR114MB	1,750
#8	1 5/8	0.330	159	DSVR158R1LB	DSVR158R5LB	DSVR158R350	DSVR158MB	1,750
#10	2	0.330	113	DSVR2R1LB	DSVR2R5LB	DSVR2R350	DSVR2MB	1,750
#10	2 1/2	0.330	91	DSVR212R1LB	DSVR212R5LB	DSVR212R350	DSVR212MB	1,750
#10	3	0.330	76	DSVR3R1LB	DSVR3R5LB	DSVR3R350	DSVR3MB	1,750
#10	3 1/2	0.330	66	DSVR312R1LB	DSVR312R5LB	DSVR312R350	DSVR312MB	1,000
#10	4	0.330	59	DSVR4R1LB	DSVR4R5LB	DSVR4R350	DSVR4MB	1,000

Exterior Screws

Deck-Drive™ DHPD HARDWOOD Screw

Hardwood Decking, Docks and Boardwalks

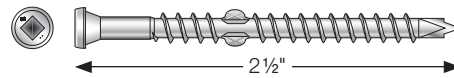
The Deck-Drive DHPD Hardwood screw is specially designed to penetrate the hardest wood and wood-based products with ease. With its unique paddle-style drill point, it virtually eliminates splitting without predrilling. The wings on the shank counterbore hard material, allowing the head to countersink easily for a clean, finished look. Available in Type 305 stainless steel for additional corrosion protection.

Features:

- Penetrate the hardest wood products without predrilling
- Compact head ensures a low-profile installation and reduced visibility
- Wings on the shank counterbore hard material and allow the head to countersink for a clean look
- Driver bit included in each package
- #2 square drive (replacement bit model BIT2S-2-R2, see p. 129 for more information)

For more information regarding driver bits for Simpson Strong-Tie fasteners, see p. 129.

This screw is also available collated for the Quik Drive® system. See p. 220 for details.



Type 305 Stainless Steel

Size	Length (in.)	Head Diameter (in.)	100-Count Model No.	350-Count Model No.	1,000-Count Model No.	1,750-Count Model No.
#10	2½	0.270	DHPDSS212R100	DHPDSS212R350	DHPDSS212R1000	DHPDSS212MB

Exterior Screws

Bugle-Head Wood Screw — 6-Lobe Drive

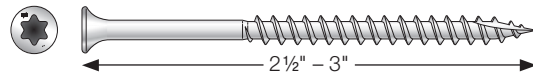
Common Applications:

- Fasten all types of wood decking including cedar, redwood, preservative-treated and engineered wood products

Features:

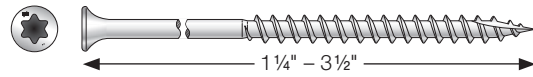
- Available in Types 316 and 305 stainless steel
- Type-17 point for fast starts
- Coarse threads on approximately $\frac{2}{3}$ of the shank draw the decking and other material tightly to the framing
- 6-lobe drive results in easier driving and longer bit life
- 350-count packs contain enough screws to fasten 100 sq. ft. of decking (6" nominal-width boards installed on 16" o.c. joists)
- Choose Type 316 for seaside applications and superior corrosion resistance
- Driver bit included in each package
- Predrilling recommended near board ends to prevent splitting
- #6 screws: T15 6-lobe drive (replacement bit model BIT15T-2-R2)
- #8 screws: T20 6-lobe drive (replacement bit model BIT20T-2-R2)
- #10 screws: T25 6-lobe drive (replacement bit model BIT25T-2-R2)

For more information regarding driver bits for Simpson Strong-Tie fasteners, see p. 129.



Type 316 Stainless Steel

Size	Length (in.)	Head Diameter (in.)	Approx. Count per lb.	1 lb. Model No.	5 lb. Model No.	350-Count Model No.	Bulk Bucket	
							Count	Model No.
#10	2½	0.340	82	T10250DT1	T10250DT5	—	2,000	T10250DTB
#10	3	0.340	68	T10300DT1	T10300DT5	—	1,500	T10300DTB



Type 305 Stainless Steel

Size	Length (in.)	Head Diameter (in.)	Approx. Count per lb.	1 lb. Model No.	5 lb. Model No.	350-Count Model No.	Bulk Bucket	
							Count	Model No.
#6	1¼	0.340	243	S06125DT1	S06125DT5	—	5,000	S06125DTB
#8	1½	0.340	150	S08162DT1	S08162DT5	—	4,000	S08162DTB
#8	2	0.340	128	S08200DT1	S08200DT5	—	3,000	S08200DTB
#10	2½	0.340	82	S10250DT1	S10250DT5	S10C250DTP	2,000	S10250DTB
#10	3	0.340	68	S10300DT1	S10300DT5	S10C300DTP	1,500	S10300DTB
#10	3½	0.340	56	S10350DT1	S10350DT5	—	1,000	S10350DTB

Exterior Screws

Bugle-Head Wood Screw — Square Drive

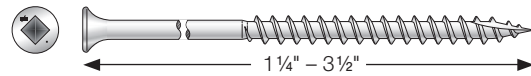
Common Applications:

- Fasten all types of wood decking including cedar, redwood, preservative-treated and engineered wood products

Features:

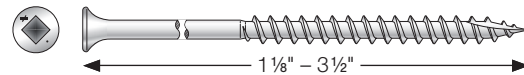
- Available in Types 316 and 305 stainless steel
- Type-17 point for fast starts
- Coarse threads approximately $\frac{2}{3}$ up the shank draw the decking and other material tightly to the substrate
- 350-count packs contain enough screws to fasten 100 sq. ft. of decking (6" nominal-width boards installed on 16" o.c. joists)
- Choose Type 316 stainless steel for seaside applications and superior corrosion resistance
- Driver bit included in each package
- Predrilling recommended near board ends to prevent splitting
- #8 and #10 screws: #2 square drive (replacement bit model BIT2S-2-R2)

For more information regarding driver bits for Simpson Strong-Tie fasteners, see p. 129.



Type 316 Stainless Steel

Size	Length (in.)	Head Diameter (in.)	Approx. Count per lb.	1 lb. Model No.	5 lb. Model No.	Bulk Bucket	
						Count	Model No.
#8	1 1/4	0.340	185	T08125DB1	—	—	—
#8	1 5/8	0.340	150	T08162DB1	T08162DB5	4,000	T08162DBB
#8	2	0.340	128	T08200DB1	T08200DB5	3,000	T08200DBB
#10	2 1/2	0.340	82	T10250DB1	T10250DB5	2,000	T10250DBB
#10	3	0.340	68	T10300DB1	T10300DB5	1,500	T10300DBB
#10	3 1/2	0.340	56	T10350DB1	T10350DB5	1,000	—



Type 305 Stainless Steel

Size	Length (in.)	Head Diameter (in.)	Approx. Count per lb.	1 lb. Model No.	5 lb. Model No.	Bulk Bucket	
						Count	Model No.
#8	1 1/8	0.340	226	—	—	5,000	S08112DBB
#8	1 1/4	0.340	185	—	—	5,000	S08125DBB
#8	1 5/8	0.340	150	S08162DB1	S08162DB5	4,000	S08162DBB
#8	2	0.340	128	S08200DB1	S08200DB5	3,000	S08200DBB
#8	2 1/2	0.340	102	—	—	2,000	S08250DBB
#10	1 1/4	0.340	153	—	—	4,000	S10125DBB
#10	1 1/2	0.340	134	—	—	3,500	S10150DBB
#10	1 3/4	0.340	115	—	—	3,000	S10175DBB
#10	2	0.340	96	—	—	2,500	S10200DBB
#10	2 1/2	0.340	82	S10250DB1	S10250DB5	2,000	S10250DBB
#10	3	0.340	68	S10300DB1	S10300DB5	1,500	S10300DBB
#10	3 1/2	0.340	56	S10350DB1	S10350DB5	1,000	S10350DBB

Exterior Screws

Trim-Head Screw — Square Drive

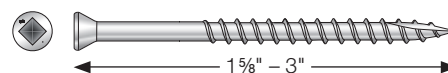
Common Applications:

- Fasten wood decking and some decking materials

Features:

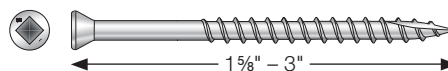
- Trim-style head is less noticeable on the decking surface
- Type-17 point for fast starts
- Coarse threads on approximately $\frac{2}{3}$ of the shank draw the decking and other material tightly to the framing
- Driver bit included in each package
- 350-count packs contain enough screws to fasten 100 sq. ft. of decking (6" nominal-width boards installed on 16" o.c. joists)
- Choose Type 316 stainless steel for seaside applications and superior corrosion resistance
- Predrilling recommended near board ends to prevent splitting
- Replacement bit part number: BIT1S-2-R2

For more information regarding driver bits for Simpson Strong-Tie fasteners, see p. 129.



Type 316 Stainless Steel

Size	Length (in.)	Head Diameter (in.)	Approx. Count per lb.	1 lb. Model No.	5 lb. Model No.	Bulk Bucket	
						Count	Model No.
#7	1 $\frac{5}{8}$	0.230	195	T07162FB1	T07162FB5	4,000	T07162FBB
#7	2 $\frac{1}{4}$	0.230	138	T07225FB1	T07225FB5	3,000	T07225FBB
#7	3	0.230	98	T07300FB1	T07300FB5	2,000	T07300FBB



Type 305 Stainless Steel

Size	Length (in.)	Head Diameter (in.)	Approx. Count per lb.	1 lb. Model No.	5 lb. Model No.	Clamshell		350-Count Model No.	Bulk Bucket	
						Count	Model No.		Count	Model No.
#7	1 $\frac{5}{8}$	0.230	195	S07162FB1	S07162FB5	135	S07C162FBP	S07C162PAK	4,000	S07162FBB
#7	2 $\frac{1}{4}$	0.230	138	S07225FB1	S07225FB5	100	S07C225FBP	S07C225PAK	3,000	S07225FBB
#7	3	0.230	98	S07300FB1	S07300FB5	60	S07C300FBP	S07C300PAK	2,000	S07300FBB

Exterior Screws

Trim-Head Screw — 6-Lobe Drive

Common Applications:

- Fasten wood decking and some PVC decking materials

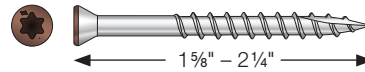
Features:

- Trim-style head is less noticeable on the decking surface
- Type-17 point for fast starts
- Coarse threads on approximately 2/3 of the shank draw the decking and other material tightly to the framing
- 6-lobe drive provides drive control and long bit life
- 350-count packs contain enough screws to fasten 100 sq. ft. of decking (6" nominal-width boards installed on 16" o.c. joists)
- Choose Type 316 for seaside applications and superior corrosion resistance
- Predrilling recommended near board ends to prevent splitting
- T15 6-lobe drive (replacement bit model BIT15T-2-R2)

For more information regarding driver bits for Simpson Strong-Tie fasteners, see p. 129.

Painted

- Heads painted for a concealed appearance
- See pp. 24–25 for Color Reference Chart for Decking Manufacturers



Type 316 Stainless Steel — 6-Lobe Drive

Size x Length (in.)	Head Dia. (in.)	Head Color	Approx. Count per lb.	Clamshell (70 ct.)	1 lb. Model No.	5 lb. Model No.	350-Count Model No.	1,750-Count Model No.
#7 x 1 1/8"	0.230	Black	195	T07162FT70BK	—	—	—	—
#7 x 1 1/8"	0.230	Brown 01	195	T07162FT70BR01	—	—	T07162FTPBR01	—
#7 x 1 1/8"	0.230	Gray	195	T07162FT70GR	—	—	T07162FTPGR	—
#7 x 1 1/8"	0.230	Gray 01	195	T07162FT70GR01	—	—	T07162FTPGR01	—
#7 x 1 1/8"	0.230	Tan	195	T07162FT70TN	—	—	T07162FTPTN	—
#7 x 1 1/8"	0.230	Tan 02	195	T07162FT70TN02	—	—	T07162FTPTN02	—
#7 x 1 1/8"	0.230	Tan 03	195	T07162FT70TN03	—	—	T07162FTPTN03	—
#7 x 1 1/8"	0.230	White	195	T07162FT70WH01	T07162FT1WH01	T07162FT5WH01	T07162FTPWH01	—
#7 x 2 1/4"	0.230	Black	138	T07225FT70BK	—	—	—	—
#7 x 2 1/4"	0.230	Brown 01	138	T07225FT70BR01	—	—	T07225FTPBR01	T07225FTBBR01
#7 x 2 1/4"	0.230	Brown 05	138	T07225FT70BR05	—	—	T07225FTPBR05	T07225FTBBR05
#7 x 2 1/4"	0.230	Gray	138	T07225FT70GR	—	—	T07225FTPGR	T07225FTBGR
#7 x 2 1/4"	0.230	Gray 01	138	T07225FT70GR01	—	—	T07225FTPGR01	T07225FTBGR01
#7 x 2 1/4"	0.230	Gray 03	138	T07225FT70GR03	—	—	T07225FTPGR03	T07225FTBGR03
#7 x 2 1/4"	0.230	Gray 04	138	T07225FT70GR04	—	—	T07225FTPGR04	T07225FTBGR04
#7 x 2 1/4"	0.230	Red 01	138	T07225FT70RD01	—	—	T07225FTPRD01	T07225FTBRD01
#7 x 2 1/4"	0.230	Tan	138	T07225FT70TN	—	—	T07225FTPTN	T07225FTBTN
#7 x 2 1/4"	0.230	Tan 01	138	T07225FT70TN01	—	—	T07225FTPTN01	T07225FTBTN01
#7 x 2 1/4"	0.230	Tan 02	138	T07225FT70TN02	—	—	T07225FTPTN02	T07225FTBTN02
#7 x 2 1/4"	0.230	Tan 03	138	T07225FT70TN03	—	—	T07225FTPTN03	T07225FTBTN03
#7 x 2 1/4"	0.230	Tan 04	138	T07225FT70TN04	—	—	T07225FTPTN04	T07225FTBTN04
#7 x 2 1/4"	0.230	White	138	T07225FT70WH01	T07225FT1WH01	T07225FT5WH01	T07225FTPWH01	T07225FTBWH01

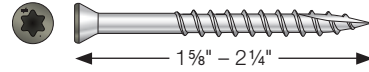


Exterior Screws

Trim-Head Screw — 6-Lobe Drive (cont.)

Painted

- Heads painted for a concealed appearance
- See pp. 24–25 for Color Reference Chart for Decking Manufacturers



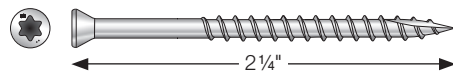
Type 305 Stainless Steel — 6-Lobe Drive

Size x Length (in.)	Head Dia. (in.)	Head Color	Approx. Count per lb.	Clamshell (70 ct.)	1 lb. Model No.	5 lb. Model No.	Deck Pack (350 ct.)	Contractor Pack (1,750 ct.)
#7 x 1 5/8	0.230	White	195	S07162FT70WH01	S07162FT1WH01	S07162FT5WH01	S07162FTPWH01	S07162FTBWH01
#7 x 2 1/4	0.230	Black	138	—	—	—	S07225FTPBK	S07225FTBBK
#7 x 2 1/4	0.230	Brown 01	138	—	—	—	S07225FTPBR01	S07225FTBBR01
#7 x 2 1/4	0.230	Brown 05	138	—	—	—	S07225FTPBR05	S07225FTBBR05
#7 x 2 1/4	0.230	Gray	138	—	—	—	S07225FTPGR	S07225FTBGR
#7 x 2 1/4	0.230	Gray 01	138	—	—	—	S07225FTPGR01	S07225FTBGR01
#7 x 2 1/4	0.230	Gray 03	138	—	—	—	S07225FTPGR03	S07225FTBGR03
#7 x 2 1/4	0.230	Gray 04	138	—	—	—	S07225FTPGR04	S07225FTBGR04
#7 x 2 1/4	0.230	Red 01	138	—	—	—	S07225FTPRD01	S07225FTBRD01
#7 x 2 1/4	0.230	Tan	138	—	—	—	S07225FTPTN	S07225FTBTN
#7 x 2 1/4	0.230	Tan 01	138	—	—	—	S07225FTPTN01	S07225FTBTN01
#7 x 2 1/4	0.230	Tan 02	138	—	—	—	S07225FTPTN02	S07225FTBTN02
#7 x 2 1/4	0.230	Tan 03	138	—	—	—	S07225FTPTN03	S07225FTBTN03
#7 x 2 1/4	0.230	Tan 04	138	—	—	—	S07225FTPTN04	S07225FTBTN04
#7 x 2 1/4	0.230	White	138	S07225FT70WH01	S07225FT1WH01	S07225FT5WH01	S07225FTPWH01	S07225FTBWH01



Unpainted

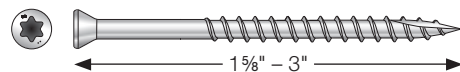
Type 316 Stainless Steel



Size	Length (in.)	Head Diameter (in.)	Approx. Count per lb.	1 lb. Model No.	5 lb. Model No.	350-Count Model No.	Bulk Bucket	
							Count	Model No.
#7	2 1/4	0.230	138	—	—	—	3,000	T07225FTB

Unpainted

Type 305 Stainless Steel



Size	Length (in.)	Head Diameter (in.)	Approx. Count per lb.	1 lb. Model No.	5 lb. Model No.	Bulk Bucket	
						Count	Model No.
#7	1 5/8	0.230	195	S07162FT1	S07162FT5	4,000	S07162FTB
#7	2 1/4	0.230	138	S07225FT1	S07225FT5	3,000	S07225FTB
#7	3	0.230	98	S07300FT1	S07300FT5	2,000	S07300FTB

Exterior Screws

Wafer-Head Construction Screw

Cabinet Assembly and Installation; Multipurpose Wood-to-Wood Connections

The Wafer-Head Construction screw (CBT) is a versatile, multi-purpose fastening solution for a variety of interior or exterior applications, such as cabinet installation and wood-to-wood applications where high pull-through capacity is required. With its low torque threads and fast-start point, the CBT screw drives effortlessly and is ideally suited to drive into wood or engineered wood materials. Available in convenient quantities, CBT screws are offered in select sizes for fastening a variety of projects.

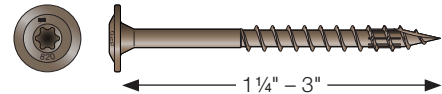
Features:

- Quik Guard® coating for interior or exterior use
- 6-lobe recess for secure driving
- SawTooth® point technology for fast starts and easy driving
- Wafer head provides high pull-through resistance
- Bit replacement: BIT20T-2-R2

For more information regarding driver bits for Simpson Strong-Tie fasteners, see p. 129.

For Technical Data and Loads, see C-F-2023TECHSUP *Fastening Systems Technical Guide*, p. 33

US Patent: 9,523,383



Quik Guard Coating

Size	Length (in.)	Drive Type	Retail Pack		Contractor Pack		Mini-Bulk	
			Quantity	Model No.	Quantity	Model No.	Quantity	Model No.
#8	1 ¼	T20	100	CBT08114R100	300	CBT08114R300	5,000	CBT08114MB
#8	1 ½	T20	100	CBT08112R100	300	CBT08112R300	4,000	CBT08112MB
#8	2	T20	100	CBT08200R100	300	CBT08200R300	3,000	CBT08200MB
#8	2 ½	T20	60	CBT08212R60	200	CBT08212R200	1,750	CBT08212MB
#8	3	T20	50	CBT08300R50	200	CBT08300R200	1,500	CBT08300MB

Retail pack master carton quantity: 5; contractor pack master carton size: 6.

Exterior Screws

Finish Trim Screw

Multipurpose Screw for Trim, Cladding, Fascia and Other Wood-to-Wood Fastening

The Finish Trim (FT) screw is a versatile, multipurpose fastening solution for a variety of interior applications, such as the installation of trim, cladding and fascia. With its low-torque threads and fast-start point, the FT screw drives effortlessly and is ideally suited to be countersunk into sawn lumber or engineered wood materials. Its mini trim head provides minimal screw head visibility. Available in convenient quantities, FT screws are offered in select sizes for fastening a variety of projects.

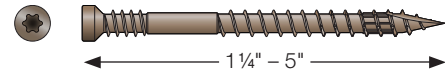
Features:

- Choice of Quik Guard® or 316 stainless steel for severe-corrosion resistance
- 6-lobe recess for secure driving
- SawTooth® point technology for fast starts and easy driving
- Small, easily-concealed head for a professional finish
- Underhead threads provide cleaner countersink and pull side member down tight
- T10 6-lobe driver bit included with #7 sizes (replacement driver bit BIT10T-2-R2); T15 6-lobe driver bit included with #9 sizes (replacement driver bit BIT15T-2-R2)

For more information regarding driver bits for Simpson Strong-Tie fasteners, see p. 129.

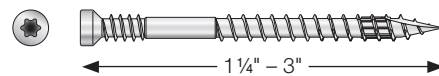
For Technical Data and Loads, see C-F-2023TECHSUP *Fastening Systems Technical Guide*, p. 34

US Patent: 9,523,353



Quik Guard Coating

Size	Length (in.)	Drive Type	Material Color	Retail Pack		Contractor Pack		Mini-Bulk	
				Quantity	Model No.	Quantity	Model No.	Quantity	Model No.
#7	1¼	T10	Tan	100	FT07114R100	500	FT07114R500	—	—
#7	1½	T10	Tan	100	FT07112R100	500	FT07112R500	4,000	FT07112MB
#7	2	T10	Tan	100	FT07200R100	450	FT07200R450	4,000	FT07200MB
#7	2½	T10	Tan	100	FT07212R100	400	FT07212R400	1,750	FT07212MB
#7	3	T10	Tan	100	FT07300R100	300	FT07300R300	1,750	FT07300MB
#9	4	T15	Tan	50	FT09400R50	—	—	1,000	FT09400MB
#9	5	T15	Tan	50	FT09500R50	—	—	500	FT09500MB
#7	2	T10	White	100	FT07200R100W	450	FT07200R450W	—	—
#7	2½	T10	White	100	FT07212R100W	400	FT07212R400W	—	—
#7	3	T10	White	100	FT07300R100W	300	FT07300R300W	—	—



Type 316 Stainless Steel

Size	Length (in.)	Drive Type	Retail Pack		Contractor Pack	
			Quantity	Model No.	Quantity	Model No.
#7	1¼	T10	100	FT07114T100	500	FT07114T500
#7	1½	T10	100	FT07112T100	500	FT07112T500
#7	2	T10	100	FT07200T100	450	FT07200T450
#7	2½	T10	100	FT07212T100	400	FT07212T400
#7	3	T10	100	FT07300T100	300	FT07300T300

Exterior Screws

PVC Trim-Board Screw

PVC Trim and Fascia Applications

The PVC Trim-Board screw is a special-purpose fastener engineered for easy installations of exterior PVC trim onto wood. The fastener's triple-thread design allows for low-torque driving and increased holding power. The box-shaped cutter head bores through PVC materials, stripping away excess during countersinking, while the flat-washer underhead provides for less board pull-through and a clean, flush finish.

The PVC Trim-Board screw is available in a white exterior-grade coating that provides medium-level corrosion resistance, making it ideal for outdoor applications where the fastener blends into popular white PVC trim.

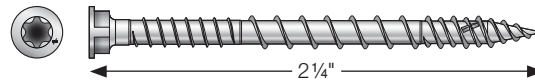
Features:

- Unique box-shaped cutter head
- Triple-thread design for low-torque driving and holding boards securely
 - Optimized-thread pattern draws members together tightly
 - Low-torque threads for easy driving
 - High-low threaded tip for fast starts
- 6-lobe drive provides secure engagement with the screw for easy installations and longer bit life — T20 bit included
- White exterior-grade coating blends with popular white trim boards
- T20 6-lobe drive (replacement bit model BIT20T-2-R2)

For more information regarding driver bits for Simpson Strong-Tie fasteners, see p. 129.

Simpson Strong-Tie internal test results indicate that the PVC Trim-Board screw provides higher pull-through resistance than other trim-head screws.

US Patent: 10,480,559



White Exterior-Grade Coating

Size	Length (in.)	Point Type	Model No.	Quantity
#8	2 1/4	High-low thread	TSV214R70WH01	70

Exterior Screws

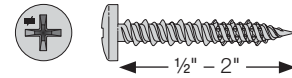
Marine Screw — Pan Head

Common Applications:

- Designed to fasten securely in fiberglass, plywood and wood-substitute materials in applications exposed to severe marine or many chemically-caustic conditions. Ideal for applying trim, rub rail and molding to fiberglass boat hulls.

Features:

- Specially engineered, high/low thread form incorporates indentations (“teeth”) that cut easily and quickly through high-density materials
- Extra-sharp points speed screw starts during assembly
- Screws up to 1" in length are fully threaded; screws more than 1" long are threaded $\frac{2}{3}$ of the shank length
- #2 Phillips drive (sizes #6, #8, #10)
- #3 Phillips drive (sizes #12)



Type 316 Stainless Steel

Size	Length (in.)	Head Diameter (in.)	Retail Clamshell		100-Count Model No.	1,000-Count Model No.
			Count	Model No.		
#6	1/2	0.260	25	T06J050PX-RP25	T06J050PXC	T06J050PXM
#6	3/4	0.260	25	T06J075PX-RP25	T06J075PXC	T06J075PXM
#8	3/4	0.310	—	—	T08J075PXC	T08J075PXM
#10	3/4	0.365	—	—	T10J075PXC	T10J075PXM
#8	1	0.310	20	T08J100PX-RP20	T08J100PXC	T08J100PXM
#10	1	0.365	—	—	T10J100PXC	T10J100PXM
#12	1	0.415	—	—	T12J100PXC	T12J100PXM
#8	1 1/4	0.310	15	T08J125PX-RP15	T08J125PXC	T08J125PXM
#10	1 1/4	0.365	—	—	T10J125PXC	T10J125PXM
#8	1 1/2	0.310	—	—	T08J150PXC	T08J150PXM
#10	1 1/2	0.365	—	—	T10J150PXC	T10J150PXM
#12	1 1/2	0.415	8	T12J150PX-RP8	T12J150PXC	T12J150PXM
#12	2	0.415	6	T12J200PX-RP6	T12J200PXC	T12J200PXM

Exterior Screws

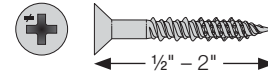
Marine Screw — Flat Head

Common Applications:

- Designed to fasten securely in fiberglass, plywood and wood-substitute materials in applications exposed to severe marine or many chemically-caustic conditions. Ideal for applying trim, rub rail and molding to fiberglass boat hulls.

Features:

- Specially engineered, high/low thread form incorporates indentations (“teeth”) that cut easily and quickly through high-density materials
- Extra-sharp points speed screw starts during assembly
- Screws up to 1" in length are fully threaded; screws more than 1" long are threaded $\frac{2}{3}$ of the shank length
- #2 Phillips drive



Type 316 Stainless Steel

Size	Length (in.)	Head Diameter (in.)	Retail Clamshell		100-Count Model No.	1,000-Count Model No.
			Count	Model No.		
#6	1/2	0.250	25	T06J050FX-RP25	T06J050FXC	—
#6	3/4	0.250	25	T06J075FX-RP25	T06J075FXC	T06J075FXM
#8	3/4	0.300	—	—	T08J075FXC	T08J075FXM
#6	1	0.250	—	—	T06J100FXC	T06J100FXM
#8	1	0.300	20	T08J100FX-RP20	T08J100FXC	T08J100FXM
#10	1	0.345	—	—	T10J100FXC	T10J100FXM
#8	1 1/4	0.300	15	T08J125FX-RP15	T08J125FXC	T08J125FXM
#8	1 1/2	0.300	—	—	T08J150FXC	T08J150FXM
#10	1 1/2	0.345	8	T10J150FX-RP8	T10J150FXC	T10J150FXM
#10	2	0.345	6	T10J200FX-RP6	T10J200FXC	T10J200FXM

Exterior Screws

EB-TY® Premium Hidden Deck-Fastening System™

The EB-TY Premium Hidden Deck-Fastening System is the ideal solution that blends strength with ease of installation in a fastener that won't detract from the deck's finished appearance. Simpson Strong-Tie has redesigned the award-winning EB-TY Hidden Deck-Fastening System by integrating a Type 300 series stainless-steel reinforcing plate that adds stiffness to hold boards in place securely, yet maintains flexibility when seasonal contraction and expansion occur. Combine this innovative new design with our EB-GUIDE predrilling tool, and you have a system that provides hidden strength and is also easy to install.

Metal Reinforcement

- Provides holding and pullover resistance
- Type 300 series stainless-steel plate ensures lasting durability in demanding environments
- Prevents over-driving of the screw, helping to ensure consistent, quality installations

Angled-Screw Attachment


- Ensures direct attachment of the board to the joist
- Keeps the board from "walking" or sliding
- Allows tighter spacing

Covers the Joist

- Protection from direct exposure to sun and rain
- Visually more appealing after installation

US Patents: 7,578,105; 10,537,942; 10,309,099; 10,286,458; 10,113,306

For more information and access to the EB-TY Premium instructional video, visit strongtie.com/ebtypremium.



Exterior Screws

EB-TY® Premium Hidden Deck Fasteners™

Size x Length (in.)	Screw Material (Trim Head)	EB-TY Premium Quantity	Screw Quantity	Ipê Plug Quantity	Model No.
3/32" Board Spacing — use for 3/4" to 1 1/2" air-dried decking					
#7 x 2 1/4	Type 305	100	115	6	EB332WDR100
#7 x 2 1/4	Type 305	175	190	20	EB332WDR175
#7 x 2 1/4	Type 305	275	300	20	EB332WDR275
#7 x 2 1/4	Type 316	175	190	20	EB332WD316R175
#7 x 2 1/4	Type 316	275	300	20	EB332WD316R275
#7 x 1 5/8	Type 316	175	190	20	EB332WP316R175
#7 x 2 1/4	Type 316	875	900	36	EB332WD316R875
3/16" Board Spacing — use for 3/4" to 1 1/2" kiln-dried decking					
#7 x 2 1/4	Type 305	100	115	6	EB316WDR100
#7 x 2 1/4	Type 305	175	190	20	EB316WDR175
#7 x 2 1/4	Type 305	275	300	20	EB316WDR275
#7 x 2 1/4	Type 316	175	190	20	EB316WD316R175
#7 x 2 1/4	Type 316	275	300	20	EB316WD316R275
#7 x 1 5/8	Type 316	175	190	20	EB316WP316R175
1/4" Board Spacing — use for 3/4" to 1 1/2" kiln-dried decking					
#7 x 2 1/4	Type 305	100	115	6	EB14WDR100
#7 x 2 1/4	Type 305	175	190	20	EB14WDR175
#7 x 2 1/4	Type 305	275	300	20	EB14WDR275
#7 x 2 1/4	Type 316	175	190	20	EB14WD316R175
#7 x 2 1/4	Type 316	275	300	20	EB14WD316R275
#7 x 1 5/8	Type 316	175	190	20	EB14WP316R175



EB332W Series



EB316W Series



EB14W Series

- EB332WP, EB14WP, EB316WP series with 1 5/8" screws are designed for roof decks installed on 1" sleepers.
- Model numbers corresponding to kits with 100 and 175 count EB-TY Premium include one drill bit, T15 driver bit and EB-GUIDE tool. Quantities of 275 and 875 count come with two drill bits, driver bits and EB-GUIDE tools.
- Kiln-dried decking has a moisture content of generally 19% or less. Air-dried decking is generally greater than 19% moisture content.

EB-TY for Composite Decking¹

Size x Length (in.)	Screw Material	EB-TY Quantity	Screw Quantity	Model No.
#7 x 2 1/4	Type 305	175	190	175-EBTYP
#7 x 2 1/4	Type 316	175	190	175-EB TT

- The 175-EBTYP and 175-EB TT are original-version EB-TY products (w/o steel reinforcement plate) and come with (10 ct.) #10 x 2 3/4" DCU Composite screws for fastening starter boards.



EB-TY for Composite

Replacement Parts

Description	Quantity	Model No.
#7 x 2 1/4" Trim-Head Screw, Type 316	20	T07225FT20BK
Replacement T15 6-Lobe Driver Bit	3	BIT15T-2-R2
1/8" Quick-Release Wood Drill Bit	3	WDB18QR3-R3
Ipê Wood Plug 3/8"	100	WDPLUG-100
EB-GUIDE Predrill Tool	1	EB-GUIDE

Ipê Wood Plugs

Features

- Made of high-quality Ipê and tapered for ease of use
- For use on decks using the EB-TY system (first boards, aprons, etc.); also stairs and railings

Plug Diameter (in.)	Plug Length (in.)	Count Quantity	Model No.
3/8	7/16	100	WDPLUG-100
3/8	7/16	1,000	WDPLUG1M

