

PF/PFB/PFDB

Post Frame Top-Flange Hangers

Solid Sawn Joist Hangers

The PF series hangers have been designed to accommodate collated 0.148" x 1 1/2" nails as well as 0.148" x 3" nails. The PFB and PFDB have dome-shaped joist nail holes that guide nails into the proper installation angle. The design also features a folded seat that raises the 2x joist very slightly above the seat radius to enable a tighter connection to the back of the hanger. For saddle hangers, PFDB and PFDSB are for solid sawn lumber carrying members, and PFDL is for LVL carrying members.

Features:

- Installation prongs make setting the hanger quick and easy
- Sizes are available for 2x8 joists

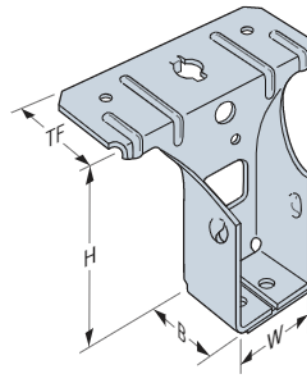
Material: 20 gauge

Finish: Galvanized. Some products available in ZMAX® coating; see Corrosion Information, pp. 13–15.

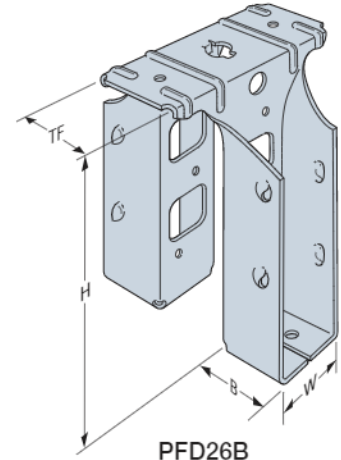
Installation:

- Use all specified fasteners; see General Notes.
- 0.148" x 3" purlin nails must be driven at an angle through the purlin into the header. Combine with top nails to achieve table loads.
- 0.148" x 1 1/2" purlin nails must be driven at an angle into the purlin but do not penetrate into the header. Combine with back face fasteners and top nails to achieve table loads.

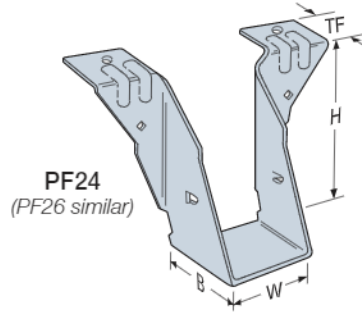
Codes: See p. 12 for Code Reference Key Chart



PF24B
(others similar)



PFD26B
(others similar)



PF24
(PF26 similar)



Double-Shear Nailing
(top view)

These products are available with additional corrosion protection. For more information, see p. 15.

SD Many of these products are approved for installation with Strong-Drive® SD Connector screws. See pp. 335–337 for more information.

Model No.	Dimensions (in.)				Fasteners (in.)			DF/SP Allowable Loads					SPF/HF Allowable Loads					Code Ref.
	W	H	B	TF	Top	Face	Joist	Uplift (160)	Floor (100)	Snow (115)	Roof (125)	Wind (160)	Uplift (160)	Floor (100)	Snow (115)	Roof (125)	Wind (160)	
PF24	1 1/8	3 3/8	1 1/2	1 1/8	(2) 0.148 x 3	—	(2) 0.148 x 3	300	1,255	1,255	1,255	1,255	230	650	660	660	660	IBC, FL, LA
PF24B	1 1/8	3 3/8	1 1/4	1 1/2	(2) 0.148 x 1 1/2	(2) 0.148 x 1 1/2	(2) 0.148 x 1 1/2	345	965	965	965	965	295	785	785	785	785	
					(2) 0.148 x 3	—	(2) 0.148 x 3	375	1,005	1,005	1,005	1,005	290	680	680	680	680	
PFD24B	1 1/8	3 3/8	1 1/4	1 3/8	(2) 0.148 x 1 1/2	(2) 0.148 x 1 1/2	(2) 0.148 x 1 1/2	290	985	985	985	985	230	830	830	830	830	
					(2) 0.148 x 3	—	(2) 0.148 x 3	300	1,090	1,090	1,090	1,090	210	830	860	880	945	
PFDS24B	1 1/8	3 3/8	1 1/4	3 3/8	(4) 0.148 x 1 1/2	(2) 0.148 x 1 1/2	(2) 0.148 x 1 1/2	290	985	985	985	985	230	830	830	830	830	
					(4) 0.148 x 3	—	(2) 0.148 x 3	300	1,090	1,090	1,090	1,090	210	830	860	880	945	
PF26	1 1/8	5 3/8	1 1/2	1 1/8	(2) 0.148 x 3	—	(2) 0.148 x 3	300	1,255	1,255	1,255	1,255	455	805	850	880	905	
PF26B	1 1/8	5 3/8	1 1/4	1 1/2	(2) 0.148 x 1 1/2	(3) 0.148 x 1 1/2	(4) 0.148 x 1 1/2	545	1,235	1,235	1,235	1,235	470	1,005	1,005	1,005	1,005	
					(2) 0.148 x 3	—	(4) 0.148 x 3	625	1,200	1,200	1,200	1,200	480	810	810	810	810	
PFD26B	1 1/8	5 3/8	1 1/4	1 3/8	(2) 0.148 x 1 1/2	(3) 0.148 x 1 1/2	(4) 0.148 x 1 1/2	525	1,235	1,235	1,235	1,235	420	1,030	1,040	1,040	1,040	
					(2) 0.148 x 3	—	(4) 0.148 x 3	650	1,290	1,290	1,290	1,290	465	1,030	1,090	1,125	1,255	
PFDS26B	1 1/8	5 3/8	1 1/4	3 3/8	(4) 0.148 x 1 1/2	(3) 0.148 x 1 1/2	(4) 0.148 x 1 1/2	525	1,235	1,235	1,235	1,235	420	1,030	1,040	1,040	1,040	
					(4) 0.148 x 3	—	(4) 0.148 x 3	650	1,290	1,290	1,290	1,290	465	1,030	1,090	1,125	1,255	
PFDL26B	1 1/8	5 1/4	1 1/4	1 13/16	(2) 0.148 x 1 1/2	(3) 0.148 x 1 1/2	(4) 0.148 x 1 1/2	525	1,235	1,235	1,235	1,235	420	1,030	1,040	1,040	1,040	
					(2) 0.148 x 3	—	(4) 0.148 x 3	670	1,345	1,350	1,350	1,350	465	1,030	1,090	1,125	1,255	
PF28B	1 1/8	7 1/8	1 1/4	1 1/2	(2) 0.148 x 1 1/2	(4) 0.148 x 1 1/2	(6) 0.148 x 1 1/2	675	1,335	1,335	1,335	1,335	580	1,085	1,085	1,085	1,085	
					(2) 0.148 x 3	—	(6) 0.148 x 3	850	1,580	1,650	1,650	1,650	655	1,115	1,115	1,115	1,115	
PFD28B	1 1/8	7 1/8	1 1/4	1 3/8	(2) 0.148 x 1 1/2	(4) 0.148 x 1 1/2	(6) 0.148 x 1 1/2	810	1,370	1,370	1,370	1,370	680	1,160	1,160	1,160	1,160	
					(2) 0.148 x 3	—	(6) 0.148 x 3	1,050	1,580	1,680	1,745	1,975	730	1,230	1,315	1,370	1,570	
PFDS28B	1 1/8	7 1/8	1 1/4	3 3/8	(4) 0.148 x 1 1/2	(4) 0.148 x 1 1/2	(6) 0.148 x 1 1/2	895	1,370	1,370	1,370	1,370	730	1,160	1,160	1,160	1,160	
					(4) 0.148 x 3	—	(6) 0.148 x 3	1,050	1,580	1,680	1,745	1,975	730	1,230	1,315	1,370	1,570	
PFDL28B	1 1/8	7	1 1/4	1 13/16	(2) 0.148 x 1 1/2	(4) 0.148 x 1 1/2	(6) 0.148 x 1 1/2	810	1,370	1,370	1,370	1,370	680	1,160	1,160	1,160	1,160	
					(2) 0.148 x 3	—	(6) 0.148 x 3	1,050	1,580	1,680	1,745	1,970	730	1,230	1,315	1,370	1,570	

1. Uplift loads have been increased for earthquake or wind loading with no further increase allowed. Reduce where other loads govern.
2. **Fasteners:** Nail dimensions in the table are listed diameter by length. See pp. 21–22 for fastener information.