

LUC/LU/U/HU/HUC

Standard Face-Mount Joist Hangers

LUCZ — Concealed-flange hanger available for 2x6, 2x8, 2x10 and 2x12 lumber. Ideal for end of ledger/header or post conditions, the LUCZ also provides cleaner lines for exposed conditions such as overhead decks.

LU — Value engineered for strength and economy. Precision-formed — engineered for installation ease and design value.

U — The standard U hanger provides flexibility of joist to header installation. Versatile fastener selection with tested allowable loads.

HU/HUC — Most models have triangle and round holes. To achieve maximum loads, fill both round and triangle holes with common nails. These heavy-duty connectors are designed for additional strength, longevity and safety factors.

Material: See tables on pp. 104–113

Finish: Galvanized. Some products available in ZMAX® coating.

Installation:

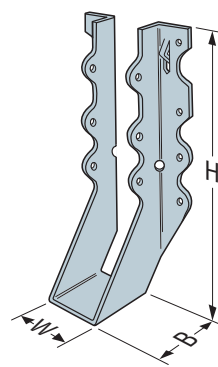
- Use all specified fasteners; see General Notes.
- HU/HUC — Can be installed filling round holes only, or filling round and triangle holes for maximum values.
- Joists sloped up to ¼:12 achieve table loads.
- For installations to masonry or concrete see pp. 237–239.
- HU/HUC hangers can be welded to a steel member. Allowable loads are the lesser of the values in the hanger tables on pp. 104–113 or the weld capacity — refer to technical bulletin T-C-HUHUC-W at strongtie.com.
- When nailing into carrying member's end grain, the allowable load is adjusted by a factor of 0.67.

Allowable Loads:

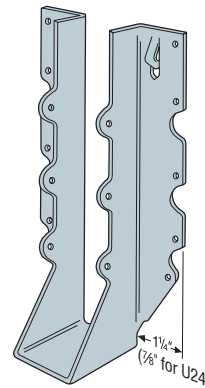
- See table on pp. 104–113 for loads.

Options:

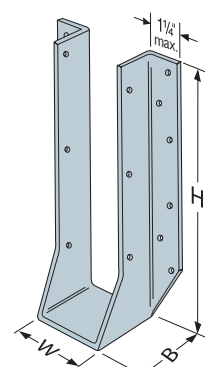
- For both flanges concealed, order HUC.
- When the HUC is skewed, the header flange opposite the skew direction is not concealed. See p. 101.
- The HU is available with the A flanges straight at table loads listed.
- For low-cost, code approved 45° skewed hangers, see SUR/SUL.
- For field-adjustable hangers, see LSSJ, LRUZ and LSSR on pp. 114–117.
- See modifications table for available options and associated load capacities for U and HU hangers.
- For ease of ordering, refer to technical bulletin T-U-HU-WS at strongtie.com.
- LU/LUC cannot be modified.



LU28
(except LU roughs)

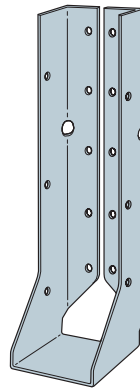


U210

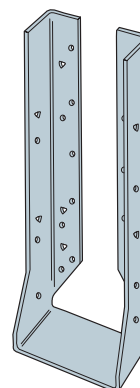


HU214

Projection seat on most models for maximum bearing and section economy.

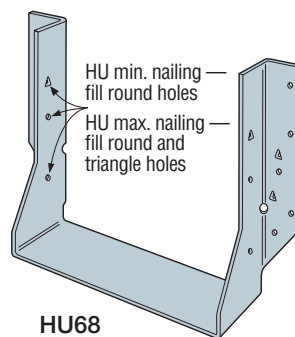


LUC210Z
(LUC26Z similar)

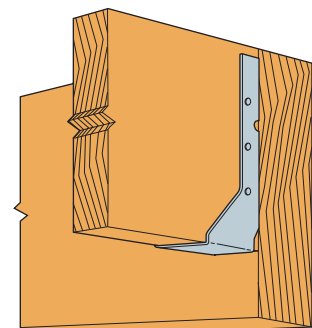


HUC412
Concealed flanges

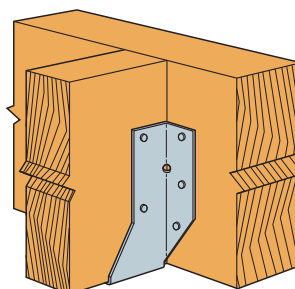
Model configurations may differ from those shown. Some HU models do not have triangle holes. Contact Simpson Strong-Tie.



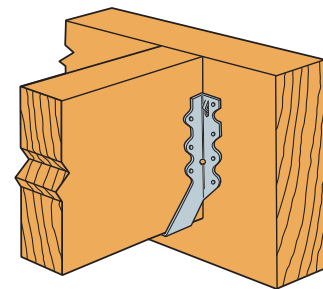
HU68



Typical LUCZ Installation



Typical HU Installation



Typical LU28 Installation

LUC/LU/U/HU/HUC

Standard Face-Mount Joist Hangers (cont.)

U/HU/HUC Series Modifications and Associated Load Reduction Factors

Seat			Flange	Fastener Substitutions		
Seat Sloped Up or Down 45° Max.	Seat Skewed 67½° Max. ³ for W ≤ 6 45° Max. for W > 6	Seat Sloped and Skewed	One or Both HU Flanges Concealed ²	0.162" x 3½" Stainless-Steel Nails		Other Fastener Substitutions
1.00	W ≤ 3⅝ use 1.00 W > 3⅝ use 0.80	0.80	1.00 (normal) 0.80 (when sloped and skewed)	Ring shank (all conditions)	1.00	0.162" x 3½" → 0.162" x 2½" 1.00
				Smooth shank (normal seat)	1.00	0.162" x 3½" → 0.148" x 3" 0.84
				Smooth shank (modified seat) ¹	0.50	0.162" x 3½" → 0.148" x 1½" 0.64

1. Modified seat is sloped, skewed, or both. If sloped only or skewed only, use a smooth-shank stainless-steel reduction of 0.65.

2. For hanger applications with both flanges concealed, W must be at least 2⅝". To order, ask for HUCXXX.

For skewed HUC, only flange on acute side is concealed.

3. Skews over 50° require a square-cut joist.

Reduction Factor Instructions

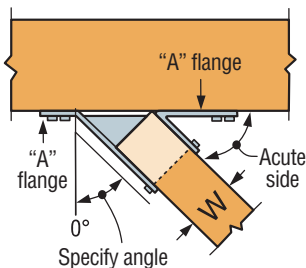
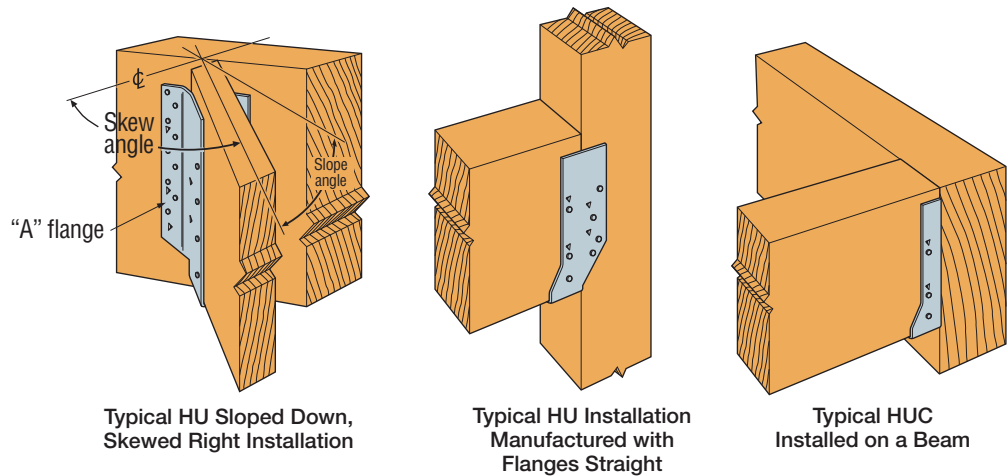
Allowable Download = Seat x Flange x Stainless Steel Nails x Other Fastener Substitutions x (Table Load)

Allowable Uplift = 0.75 x Face Fastener Type x (Table Load) for skewed or sloped

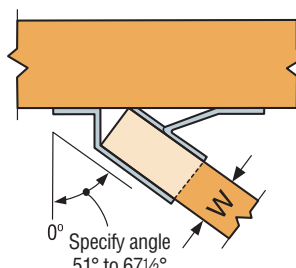
1.00 x Face Fastener Type x (Table Load) for non-skewed or non-sloped

Maximum Skew Degree for Skewed HUC Hangers

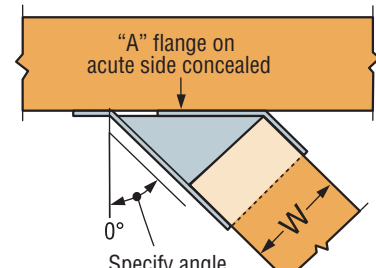
Hanger Width (in.)	Maximum Skew (degree)
2⅝	31
2¾	31
2⅞	34
3	37
3⅛	41
3¼	42
> 3¼	45



Top View U Hanger
Skewed Right < 51°
(square cut)



Top View U Hanger
Skewed Right ≥ 51°
(square cut)



Top View HUC Concealed
Hanger Skewed Right
(square cut)