

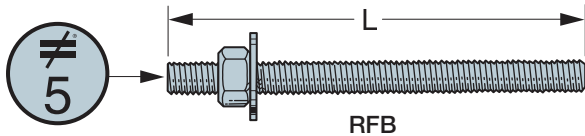
# RFB

## Retrofit Bolt

The RFB retrofit bolt is a clean, oil-free, pre-cut threaded rod, supplied with nut and washer. It offers a complete engineered anchoring system when used with Simpson Strong-Tie® adhesive. Inspection is easy; the head is stamped with rod length and "No Equal" symbol for identification after installation.

**Material:** ASTM F1554 Grade 36

**Finish:** Zinc plated (unless otherwise noted), available in HDG (per ASTM A153); stainless steel (RFB#5X8SS only)



These products are available with additional corrosion protection. For more information, see p. 15.

**SS** For stainless-steel fasteners, see p. 21.

Model No.	Length, L (in.)	Bolt Diameter (in.)
RFB#4X4	4	1/2
RFB#4X5	5	1/2
RFB#4X6	6	1/2
RFB#4X7	7	1/2
RFB#4X8HDG-R	8	1/2
RFB#4X10	10	1/2
RFB#5X5	5	5/8
<b>SS</b> RFB#5X8	8	5/8
RFB#5X10	10	5/8
RFB#5X12HDG-R	12	5/8
RFB#5X16	16	5/8
RFB#6X10.5	10 1/2	3/4

- RFB#4X8HDG-R and RFB#5X12HDG-R are available only with a hot-dip galvanized coating. They are retail packaged and are sold 10 per carton.
- Washer provided on all RFB (except RFB#5X8SS).

# CNW/HSCNW

## Coupler Nuts

Simpson Strong-Tie coupler nuts are a tested and load-rated method to join threaded rod and anchor bolts. The Witness Hole™ in each nut provides a means to verify when rods are properly installed. The positive stop feature helps ensure even threading into each end of the nut. The CNW exceeds the specified minimum tensile capacity of corresponding ASTM A36 bolts and threaded rod. The HSCNW exceeds the specified minimum tensile capacity of corresponding ASTM A449 bolts and threaded rod. Contact Simpson Strong-Tie for other coupler nut sizes.

**Finish:** Zinc plated

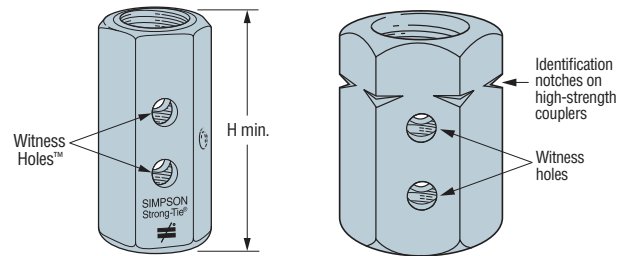
**Installation:**

- Tighten the two rods until each all-thread rod is visible in the Witness Hole. Any portion of thread visible in the Witness Hole is a correct installation.
- Standard CNW for use with non-hot-dip galvanized all-thread rod only.
- 5/8"- and 7/8"-diameter couplers available with oversized threads for installation to hot-dip galvanized bolts (order CNW5/8-5/8-OST and CNW7/8-7/8-OST).
- Some OST couplers are typically oversized on one end of the coupler nut only and will be marked with an "O" on oversized side. Couplers may be oversized on both ends. Contact Simpson Strong-Tie to order.

**Codes:** See p. 12 for Code Reference Key Chart

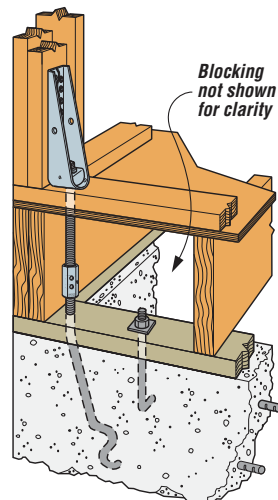
Model No.	Rod Diameter (in.)	H Min. (in.)	Allowable Tension Load	Code Ref.
			(100)	
CNW1/2	0.5	1 1/2	4,265	IBC, FL
CNW5/8	0.625	1 7/8	6,675	
CNW3/4	0.75	2 1/4	9,610	
CNW7/8	0.875	2 1/2	13,080	
CNW1	1	2 3/4	17,080	—
CNW1 1/4	1.25	3	26,690	
HSCNW3/4	0.75	2 1/4	19,880	—
HSCNW1	1	2 3/4	35,345	
Transition Couplers				
CNW5/8-1/2	0.625 to 0.500	1 1/2	4,265	IBC, FL
CNW3/4-5/8	0.750 to 0.625	1 3/4	6,675	
CNW7/8-5/8	0.875 to 0.625	2	6,675	—
CNW1-7/8	1.000 to 0.875	2 1/4	13,080	

1. Allowable loads shown are based on AISC 360 for A36 and A449 (HS) threaded rods.

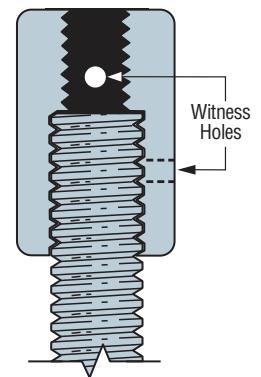


**CNW**  
Allows Fast Visual Check for Correct All Thread Rod Installation

**HSCNW**  
High-Strength Coupler Nut



**Typical CNW**  
Rim Board Installation



**CNW**  
Transition Coupler Nut