

BP/LBP Bearing Plates

Bearing plates give greater bearing surface than standard cut washers, and help distribute the load at these critical connections.

The BP½-3 and BP¾-3 are 3" x 3" bearing plates that meet the latest requirements of the IRC and IBC. These plate washers are available uncoated or with a hot-dip galvanized (HDG) coating.

The BPS and LBPS are bearing plates that offer increased flexibility. The slotted hole allows for adjustability to account for bolts that are not in the middle of the track-bottom plate.

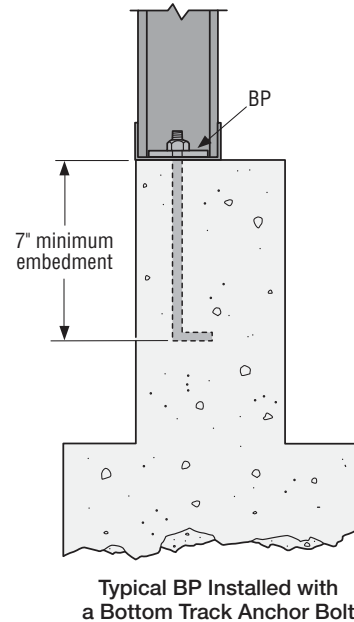

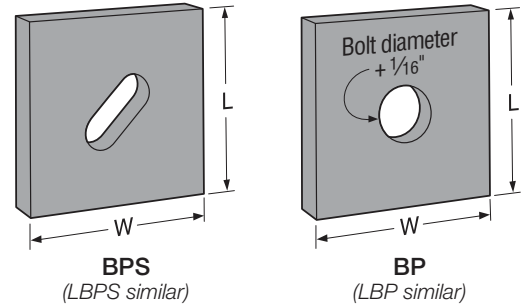
Material: See table

Finish: LBP, LBPS and BP5/8S — Galvanized;
BP7/8-2 and BP5/8S — Zinc Plated; BPS, BP — None.
BPs and BPSs may be ordered HDG;
LBP and LBPS products may be ordered ZMAX®; contact Simpson Strong-Tie. Refer to pp. 17–19 for Corrosion Information.

Installation:

- See General Notes on pp. 13–15.
- BP/BPS — For shearwall applications, position edge of plate washer within ½" of sheathed edge of track-bottom plate.

Codes: See p. 11 for Code Reference Key Chart



Bolt Dia. (in.)	Model No.	Thickness	Dimensions (in.)		Code Ref.
			W	L	
⅜	BP3/8-2	⅜"	2	2	IBC, FL
½	LBP1/2	⅝"	2	2	—
	LBPS1/2	⅝"	3	3	
	BPS1/2-3	3 ga.	3	3	
	BPS1/2-6	3 ga.	3	4½	
	BP1/2	⅜"	2	2	
	BP1/2-3	3 ga.	3	3	IBC, FL
⅝	LBP5/8	⅝"	2	2	—
	LBPS5/8	⅝"	3	3	
	BPS5/8-3	3 ga.	3	3	
	BPS5/8-6	3 ga.	3	4½	
	BP5/8-2	⅜"	2	2	IBC, FL
	BP5/8	¼"	2½	2½	—
	BP5/8-3	3 ga.	3	3	IBC, FL
¾	BP3/4	⅝"	2¾	2¾	
	BP3/4-3	3 ga.	3	3	
	BPS3/4-3	3 ga.	3	3	
	BPS3/4-6	3 ga.	3	4½	
7/8	BP7/8-2	⅜"	1⅝	2¼	—
	BP7/8	⅝"	3	3	
1	BP1	⅝"	3½	3½	—

These products are available with additional corrosion protection. Additional products on this page may also be available with this option. Check with Simpson Strong-Tie for details.

1. Standard cut washer required with BPS1/2-3, BPS5/8-3, BPS3/4-3, BPS1/2-6, BPS5/8-6 and BPS3/4-6 (not provided) per the 2015 IRC and 2015 SPDWS.