



750 Taupe

Style Number	CS23V	CS24V	CS25V
Style Name	GENESIS 13X13	GENESIS 18X18	GENESIS 12X24
Construction	Porcelain	Porcelain	Porcelain
Tile Type	Floor Tile	Floor Tile	Floor Tile
Tile Size	12.99" x 12.99" 33 cm x 33 cm	17.72" x 17.72" 45 cm x 45 cm	11.81" x 23.62" 30 cm x 60 cm
Edges	Chiseled	Chiseled	Chiseled
Country Of Origin	Turkey	Turkey	Turkey
Residential Warranty	1 Year Limited	1 Year Limited	1 Year Limited
Installation Area	Exteriors, Floors, Walls	Exteriors, Floors, Walls	Exteriors, Floors, Walls
Technical			
Wear Rating Group	4 (Commercial)	4 (Commercial)	4 (Commercial)
Breaking Strength	>= 250 lbs	>= 250 lbs	>= 250 lbs
Water Absorption %	0.18% (Impervious (Porcelain))	0.30% (Impervious (Porcelain))	0.30% (Impervious (Porcelain))
DCOF	>= 0.42	>= 0.42	>= 0.42
Shade & Texture Variation	V2	V2	V2


CS23V



125 Ivory



150 Grey



750 Taupe

CS24V



125 Ivory



150 Grey



750 Taupe

CS25V



125 Ivory



150 Grey



750 Taupe

GENESIS

TILE & STONE

Style Number	CS26V	CS27V	CS28V
Style Name	GENESIS 10X16 WALL	GENESIS WALL LISTELLO 1	GENESIS WALL LISTELLO 2
Construction	Ceramic	Ceramic	Ceramic
Tile Type	Wall	Accent	Accent
Tile Size	9.84" x 15.75" 25 cm x 40 cm	2.36" x 9.84" 6 cm x 25 cm	2.76" x 9.84" 7 cm x 25 cm
Edges	Chiseled	Cut	Cut
Country Of Origin	Turkey	Turkey	Turkey
Installation Area	Walls	Walls	Walls
Technical			
Water Absorption %	12.50% (Non Vitreous)	16.70% (Non Vitreous)	16.70% (Non Vitreous)
Shade & Texture Variation	V3	V2	V2


CS26V



125 Ivory



150 Grey



750 Taupe

CS27V



125 Ivory



150 Grey



750 Taupe

CS28V



125 Ivory



150 Grey



750 Taupe

GENESIS

TILE & STONE

Style Number	CS29V	CS30V	CS31V
Style Name	GENESIS MOSAIC	GENESIS BN	GENESIS WBN
Construction	Porcelain	Porcelain	Ceramic
Tile Type	Accent	Trim	Trim
Tile Size	12.99" x 12.99" 33 cm x 33 cm	2.74" x 12.99" 6.96 cm x 33 cm	2.75" x 12.99" 6.99 cm x 33 cm
Edges	Cut	Cut	Cut
Country Of Origin	Turkey	Turkey	Turkey
Residential Warranty	1 Year Limited	1 Year Limited	
Installation Area	Exteriors, Floors, Walls	Exteriors, Floors, Walls	Walls
Technical			
Wear Rating Group	4 (Commercial)	4 (Commercial)	
Water Absorption %	0.23% (Impervious (Porcelain))	0.30% (Impervious (Porcelain))	12.50% (Non Vitreous)
Shade & Texture Variation	V3	V3	V3

CS29V



125 Ivory




150 Grey



750 Taupe

CS30V



125 Ivory




150 Grey



750 Taupe

CS31V



750 Taupe