

Introducing  
**GEN II**



**THE  
ULTIMATE  
FASTENERS**

**EXTERIOR**

**WOOD TO STEEL**

# ROCO™



### Horizon Curve™

A slight curvature of the head for elegant, professional, architectural results. The Finish Ring underneath the head also provides a better finish by cutting the top fibers in the wood for an extra step in countersinking.



### Turbine Ribs™

(patent pending) Turbine Ribs cut quickly into the wood, leaving a professional, clean finish with maximum wood contact. The cup shaped, countersinking head provides increased holding power and reduced risk of splitting.



### Unique Wing Design

The unique wing design is engineered to mill an oversize hole in the wood without breaking. As soon as the wings reach the steel, they easily break off, allowing the threads to tap into the steel base.



### Superior Drill Point

The drill point has been specifically engineered to penetrate the steel as fast as possible. The angle and shape of the point makes it possible to remove steel chips fast and efficiently to enhance penetration.

This advanced, Wood to Steel Screw with **ZYTEC™ GX** corrosion protection coating is for typical high-corrosive, exterior, and interior environments. Great for any size job or project.



Available in 1lb, 5lb and 1/4 Keg  
All Packaging Includes Drive Bit!

**WWW.SCREW-PRODUCTS.COM**

9401 Bujacich Rd. Bldg 1B, Gig Harbor, WA 98332  
Toll-Free 1-877-844-8880

Weights and counts subject to change without notice.

**THE ULTIMATE FASTENERS**

FOLLOW US



#SCREWPRODUCTSINC

Jun 1, 2020

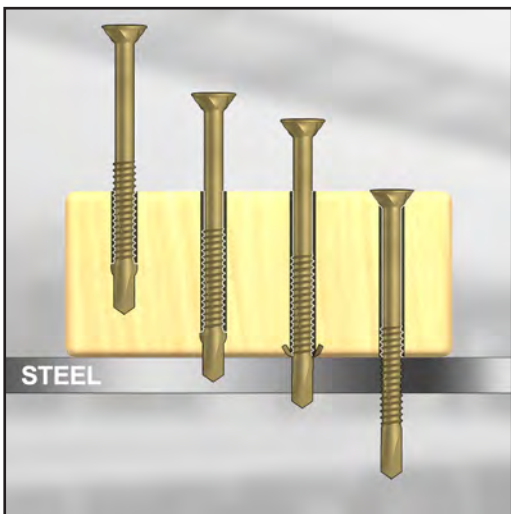



# THE ULTIMATE FASTENERS

## EXTERIOR


## WOOD TO STEEL

The ROCO™ Wood to Steel screw is specifically designed for increased holding power and an incredibly clean finish. When engaging the wood, the screw effortlessly drills through the wood while the wings mill an oversized hole. When the screw engages the steel base, the oversized hole prevents threads from engaging the wood, lifting wood and steel apart (jacking). The specially engineered drill point cuts fast through the steel and the threads firmly clamp the wood and steel together.



**Sizes Available: #10 x 1-1/2" to #14 x 3-3/4"**

General Info						
Type of Screw	Wood to Steel					
Material	Heat Treated, Hardened Steel					
Coating	ZYTEC™ GX					
Head Style	Countersinking TX20/30 Star Drive					
Point Type	Drill Point					
Construction		#10	#12	#14		
Head diameter		0.350"	0.386"	0.488"		
Minor thread diameter		0.138"	0.161"	0.192"		
Major thread diameter		0.186"	0.212"	0.246"		
Shaft diameter	Full Thread	0.173"	0.203"			
Drive Size		TX20	TX20	TX30		
Product Range			Approx Count per 1lb			
Length	Thread	Drill Pt.	#10	#12	#14	
10 x 1-1/2"	0.88"	#3	130			
12 x 2"	1.36"	#3		74		
12 x 2-1/2"	1.71"	#3		57		
14 x 2-3/4"	1.61"	#4			38	
14 x 3-3/4"	1.61"				28	
		Drill Capacity		Wood Thickness		
#10 Drill Point #3		Min	Max	Max		
10 X 1-1/2"		0.059"	0.217"	0.87"		
		#12 Drill Point #3				
12 X 2"		0.059"	0.236"	1.30"		
12 X 2-1/2"		0.059"	0.236"	1.89"		
		#14 Drill Point #4				
14 X 2-3/4"		0.138"	0.315"	1.89"		
14 X 3-3/4"		0.138"	0.315"	2.87"		



### TYPICAL EXTERIOR USE

**ZYTEC™ GX Coating:** For general outdoor use. Compatible with most above ground pressure treated lumber. For ground contact treated lumber, areas within one mile of saltwater, near swimming pools, exposure to corrosive chemicals, or other areas where corrosion is more likely to occur, use proper grade **Stainless Steel**.

### Common Applications

- Commercial & residential
- Wood to steel
- Truck & Trailer beds
- Wood rails on steel posts
- And Much more!

**WWW.SCREW-PRODUCTS.COM**

9401 Bujacich Rd. Bldg 1B, Gig Harbor, WA 98332  
Toll-Free 1-877-844-8880

Weights and counts subject to change without notice.

**THE ULTIMATE FASTENERS**

FOLLOW US



#SCREWPRODUCTSINC

Jun 1, 2020