



**2017
Dropship
BUFFALO 
Assortment
Catalog**



Generators

Sportsman Portable LP Generators

Powered By Liquid Propane Gas,
Affordable, Portable, Stable Fuel

Runs on LPG. Propane has several distinct advantages over gas generators. Propane burns cleaner than gas & CO emissions run up to 40% lower. Propane will not degrade, so you can keep several propane tanks on hand for emergencies. You never have to worry about the fuel going bad or having the carburetor getting fouled (Tank Not Included).

7000 Surge Watts / 6000 Running Watts GEN7000LP

- 13 HP engine, electric & recoil start, low oil shut off
- 1-12V DC, 4-120V, 1- 240v outlet
- Decibel:< 80 db
- Run time: 8 hours @ 50%



EPA
Approved



4000 Surge Watts / 3250 Running Watts GEN4000LP / GEN4000LPC - CARB Approved

- 7 HP engine, recoil start , low oil shut off
- 1-12V DC, 2-120V, 1-120V RV Outlet
- Decibel: < 68 db
- Run time: 10 hours @ 50% load

EPA-CARB
Approved



What you will find inside...

(full index can be found on page 51)

Abrasive Blasters	page 18
Automotive	pages 19 - 23
Generators	pages 2 - 5
Gun Safes	pages 28 - 31
Hunting Accessories	page 35
Material Handling	pages 24 - 27
Meat Processing	pages 45 - 47
Pets	page 49
Rubber Mats	pages 40 - 41
Scaffolding	pages 8 - 10
Small Appliances	page 48
Stainless Steel Tables	pages 42 - 44
Tools	pages 13 - 17
Welders	pages 6 - 7

2000 Surge Watts / 13500 Running Watts GEN2000LP

- 2.8 HP engine
- Recoil start
- 1-12V DC outlet.
- 1-120V outlet
- Decibel rating: < 65 db
- Run time:
12 hours @ 50% load

EPA
Approved



5 Foot Regulator Hose For LP Generators GENLPH5

- 5 foot length is perfect for LP generator use
- For use with low pressure gas applications
- Connects to most LP tanks and cylinders



Sportsman Portable Dual Generators

Powered by unleaded gasoline &
LP gas for versatility & ease

Runs on gasoline or LPG. These generators run on either unleaded gas or LPG, so you can use the fuel that is more easily available or affordable at the moment. With the Dual Fuel Generators, you get the long lasting, clean burning advantage of propane gas, plus the familiar and easy to find benefits of unleaded gasoline (Tank Not Included).

2000 Surge Watts / 1400 Running Watts GEN2000DF

- 3.5 HP, recoil start, 94 cc. AVR & low oil shut off
- 2-120V, 1-12V DC outlet
- Decibel rating < 68 db,
- Run time: 9 hours @ 50%

**EPA
Approved**

Powered By
**DUAL
FUEL**



7500 Surge Watts / 6000 Running Watts GEN7500DF

- 13 HP, 4 stroke 389cc recoil/electric start
- AVR, low oil shut off
- 4-120V outlets, 1-120V RV outlet
1-120/240V, 1-12V DC outlet
- Decibel rating < 80 db
- Run time:
9 hours @ 50%

**EPA
Approved**



4000 Surge Watts / 3500 Running Watts GEN4000DF GEN4000DFC - Carb Approved

**EPA-CARB
Approved**

- 7 HP, 4 stroke, 212cc, recoil start, AVR & low oil shut off
- 4-120V outlets, 1-120V RV outlet, 1-12V DC outlet
- Decibel rating: < 69 db
- Run time: 10 hours @ 50% load



9000 Surge Watts / 7200 Running Watts GEN9000DF

- 15 HP engine, recoil & electric start
- 1 - 120/240V twist lock AC outlet, 4 - 120V AC outlets,
1 - 120V RV outlet, 1 - 12V DC terminal
- Decibel rating < 80 db
- 10 hours @ 50% load

**EPA
Approved**



Generators

Sportsman Portable Gas Generators

Powered By Unleaded Gasoline,
Affordable, Easy To Find Fuel

Powered by unleaded gasoline which is a convenient and easy to find fuel source. Choosing a gasoline generator like the Sportsman Series Portable Gasoline Generators can ease your worry when catastrophe strikes, and make your leisure activities even more fun.

1000 Surge Watts / 900 Running Watts

GEN1000 / GEN1000C - CARB Compliant

- 2 HP engine, recoil start
- 1-120V outlet
- Decibel rating: < 95 db
- 5 hours @ 50% load

EPA-CARB
Approved



7000 Surge Watts / 6000 Running Watts

GEN7000

- 13 HP engine, electric/recoil start
- 1-12V DC, 4-120V, 1-120/240V outlet
- 7 gal. tank w/gauge, AVR, low oil shut off
- Decibel rating: < 80 db
- 12 hours @ 50% load



EPA
Approved



2000 Surge Watts / 1400 Running Watts

GEN2000

- 2.6 HP engine, recoil start
- 1-12V DC, 2-120V outlet
- Decibel rating: < 68 db
- 9 hours @ 50% load
- Carb Approved

EPA
Approved



Protective Generator Covers

- Protects From Dust, UV Rays & More
- Elastic Cord In Bottom Hem For Slip-On Fit

GENCOVM

Fits Most 4000 Watt Generators

GENCOVXL

Fits Most 7000 Watt Generators

GENCOVER-L

Fits Most 7000 Watt Generators

Waterproof protection

GENCOVER-XL

Fits Most 15,000

Watt Generators

Waterproof protection



4000 Surge Watts / 3500 Running Watts

GEN4000 / GEN4000C - CARB Approved

- 7.0 HP engine
- Recoil start
- Auto low oil shutdown
- 1-12V DC. 4-120V
- 1-20V RV outlet
- Decibel rating: < 69 db
- 10 hours @ 50% load

EPA-CARB
Approved



Sportsman Inverter Generators

Take your electronics with
you camping & tailgating

Safely charge and run your computer, TV, DVD player and more with the Sportsman Series Inverter Generators. Sine wave power delivers clean, stable and reliable power making it safe for use with sensitive electronics. You won't have to leave your tablets, computers, and televisions at home any more.

1000 Surge Watts / 800 Running Watts

GEN1000i

- 1.3HP engine, recoil start
- 1-12V DC, 1-120V outlet
- Db rating: < 56,
- 6.3 hours @ 50% load
- 5,000 RPM, 40cc

**EPA-CARB
Approved**



2000 Surge Watts / 1700 Running Watts

GEN2000i

- 2,000 Surge / 1,700 Running Watts
- 2.75 HP engine, recoil start
- 1-12V DC, 2-120V,
- Db rating: < 60,

**EPA
Approved**



2200 Surge Watts / 1800 Running Watts

GEN2200DFI

PC30/PC50 - Paralell Cables

for chaining individual units together

Individual units can be linked together
to increase power capacity

- 2.6 HP engine, recoil start
- 2 - 120V AC outlets
- 1 - 12V DC terminal
- Decibel rating < 53 db

Powered By
**DUAL
FUEL**

**EPA-CARB
Approved**



3000 Surge Watts / 2800 Running Watts

GEN3500i

- 3,000 Surge / 2,800 Running Watts
- 5.5 HP engine, recoil start
- 1-12V DC, 2-120V, 1-120V RV outlets
- Db rating: < 63, • 5 hours @ 50% load
- 5,000 RPM, 149cc

**EPA
Approved**



Welders

80 Amp Stick / TIG Welder

PSTICK80 / PSTICK80KIT

- Inverter power will maintain fluctuations in input power for better welding and dependable output
- Welds carbon steel/stainless steel
- Thermal protection, thermal overload protection & arc force
- Over/low voltage protection, anti-sticking, & hot start
- Welds up to 1/8 in. with 1/16 in., 5/64 in. or 3/32 in. electrodes
- 20 - 80 Amp welding range
- Input voltage: 120v - 60 hz
- Rated duty cycle: 20% @ 80A



229683

10 Ft TIG Torch For PSTICK80 Welder

TIGTORCH

- Converts inverter stick welder to TIG welder
- 35-70 style twist-lock allows for direct quick connection
- V-style torch features a gas on/off valve mounted directly on the torch for quick convenient control of shielding gas
- Fabric zipper closure protects power cable & gas hose
- Includes: 3 nozzles and collet



70 Amp ARC Welder

HIT70

- Welds carbon steel, 1/8 in. mild steel in a single pass with 1/16 in., 5/64 in. or 3/32 in.
- Amperage Output: 50 (low), 70 (high)
- Advanced thermal overload protection, 2 heat settings
- Includes welding cable & electrode holder, grounding cable & earth clamp, clipping hammer/brush & welding face shield



229683

125 Amp Flux-Cored Welder Kit

HIT125

- Welds all types of carbon steel
- Welds with flux-cored wire (no gas)
- Thermal overload protection, 2 heat settings
- Amps: 80 (max 125), Duty cycle 20% @ 80 amps
- Wire size: .030 - .035, Max thickness: 18 gauge / 3/16"
- Includes: 6.5 ft. ground cable with clamp, 6 ft. welding gun, face shield, & brush hammer



Welding Kits

PSTICK80KIT

- Includes 80 Amp Stick Welder with TIG torch



HIT140KIT

- Includes 140 Amp MIG Welder with Spool Gun



140 Amp MIG Welder

HIT140

- Welds mild steel & S. steel, Carbon steel between 1.2 - 3.0 mm
- Includes, mask, 10 ft. work cable with clamp, torch, & dual gauge regulator & gas hose with built-in gas valve, TWECO type MIG gun with 0.030 contact tip
- Output range 20-90A (Peak140A) • 27V no load voltage
- Overload & thermal protection • Infinite heat/voltage settings
- Duty cycle 20%@90 amps • Use with or without shielding gas
- 120V, 60 Hz, single phase power supply



229683



HIT Welding

A new line of welders & welding supplies from Buffalo Corp.

Designed for dependable performance and power. Offering a range of products for automotive & industrial welding. Perfect for the weekend DIYer, professional contractors, automotive specialists, at home, on the farm or ranch or at the job site.



Spool Gun For HIT140/MMIG125

SPOOLGUN

- Spool gun exclusively for HIT140/MMIG125
- 10 foot quick draw spool gun
- Reduces bad welds caused by normal welding wires
- Comfortable, easy-to-use hand grip 5-pin snap-on trigger connection, quick-connect gas and bolt-on weld power connection offer quick and easy connection to the welder
- Use with aluminum, steel, stainless steel & flux-core wire
- Includes: nozzle, extra contact tip, hex wrench



Scaffolding & Ladders

2 Story Rolling Scaffold Tower

TOWEROUT

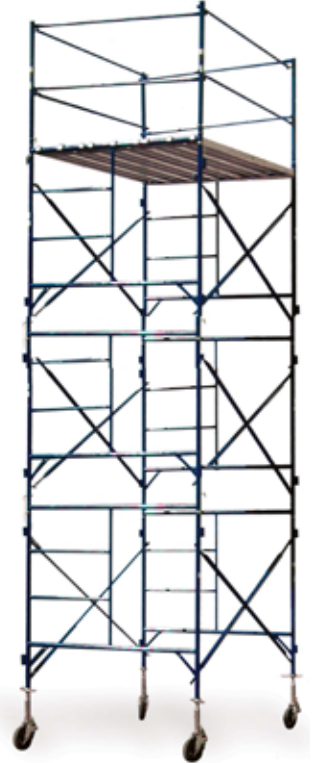
- Exterior use
- 750 lbs. capacity
- Aluminum walk board
- 8 inch casters
- Heavy-duty 1 5/8 inch diameter steel construction
- Working platform measures 7 ft. L x 4 ft. 9 in. W
- Overall assembled size 7 ft. L x 5 ft. W x 16 ft. 2 in. H
- Meets OSHA & ANSI scaffolding regulations



3 Story Rolling Scaffold Tower

TOWER3

- Exterior use
- 750 lbs. capacity
- Aluminum walk board
- 8 inch casters
- Heavy-duty 1 5/8 inch diameter steel construction
- Working platform measures 7 ft. L x 4 ft. 9 in. W
- Overall assembled size 7 ft. L x 5 ft. W x 21 ft. 2 in. H
- Meets OSHA & ANSI scaffolding regulations



2 Story Stationary Scaffold Tower

TOWEREXTA

- Exterior use
- 750 lbs. capacity
- Wood/aluminum walk board
- Heavy-duty 1 5/8 inch diameter steel construction
- Working platform measures 7 ft. L x 4 ft. 9 in. W
- Overall assembled size 7 ft. L x 5 ft. W x 13 ft. 4 in. H
- Meets OSHA & ANSI scaffolding regulations



3 Story Stationary Scaffold Tower

TOWER3A

- Exterior use
- 750 lbs. capacity
- Wood/aluminum walk board
- Heavy-duty 1 5/8 inch diameter steel construction
- Working platform measures 7 ft. L x 4 ft. 9 in. W
- Overall assembled size 7 ft. L x 5 ft. W x 18 ft. 4 in. H
- Meets OSHA & ANSI scaffolding regulations



2 Storey Rolling Scaffold Tower TOWERINT

- 5 inch dual locking swivel casters
- Durable powder coat paint finish
- 1,000 lbs. load capacity
- All steel construction
- 1/2 inch deck with steel frame
- Interior use



6-Foot Multi-purpose Scaffolding GSSI

- 24 in. W fits through interior doorways
- 1,000 lbs. load capacity
- Durable powder coat paint finish
- 5 inch dual locking swivel casters
- All steel construction
- Interior use



Mini Roll And Fold Scaffold GSM4BF

- 2 adjustable non-slip deck boards
- 500 lbs. capacity (250 lbs. each)
- Assembled size: 21.25 in. D x 46 in. H x 41 in. W
- Folds to only 7 in. for easy storage
- 4 in. locking swivel casters
- For interior or exterior use
- Durable, powder-coated paint finish




Mini 4 Ft Multi-Purpose Scaffold GSSIM

- Fits through interior doorways
- Adjustable platform height: 21.5 to 45.25 in.
- Overall: 35.5 L x 21.25 in. W
- 500 lbs. capacity
- 4 locking swivel casters



GSSIMTOWER
2 Storey Mini Scaffold



GSSIMOS
4 Piece Outrigger
Set for GSSIM

Scaffolding Accessories

Scaffolding Guard Rail System

GSGRSU

- For use with Pro-Series Multi-Use Scaffolding unit (GSSI)
- Keeps you safe from falling while working on home improvement projects



Scaffold Walk Boards - 7 ft. L x 19 in W

GSWDB - Plywood

GSAPB - Aluminum



GSWDB

- 7 ft. x 19 in.
- Plywood walk board
- Aluminum frame
- 750 lbs. capacity



GSAPB

- 7 ft. x 19 in.
- Aluminum frame and walk-board
- 750 lbs. capacity

18 inch Outriggers - 4 Piece

GSORSET / GSORWCS - With Casters

- For use with Pro-Series 6 ft. Multi-Use Scaffolding unit (GSSI)
- Keep to keep the unit stable when double stacked



Casters & Base Plates

For Scaffolding Systems

GSBP4
4 Piece Set
Scaffold Base Plate



GSSI-C54P
4 Piece Set, 5 in. Caster



GSC8
8 In. Caster
Sold Individually



Drywall And Panel Hoist

DWHOIST

DWHE6 - 6' to 15' Extension

- Easy rolling casters
- 150 lbs. capacity
- Holds panels up to 4 ft x 16 ft
- Raises up to 11 ft. high



Non-Contact Infrared Thermometer

THERMNC

- Get accurate temperature readings
- Great for measuring the temperature of hot water pipes, cooking surfaces, electrical components HVAC vents, etc.
- Measures in both Fahrenheit & Celsius



3000 Lbs Capacity Drywall Cart

DWCART

- 3,000 pound capacity
- Wrap-around tube frame
- Bumper for extra strength & durability
- Easily rolls on four 8 inch swivel casters, 2 locking
- Assembled Size: 49.75 L x 22.5 W x 47 H in.



Magnetic Sweeper Pick-up Tool

MPSWEEP

- Works on a variety of surfaces
- Holds up to 30 lbs. of ferrous objects
- Heavy-duty construction
- 3 x 4 x 30 inch aluminum body
- Quick load lever
- Adjustable extension handle
- Max pull rating of 50 lbs.



5 Cubic Foot / 2.5 HP Gasoline Cement Mixer

CMG5

- For small to medium size building projects
- Includes wheels & handlebars
- Mix small quantities of mortar, concrete or plaster
- Gasoline powered
- Decibel rating: 101 db
- Drum speed 24 rpm @ 2,800 RPM



3.5 Cubic Foot Electric Cement Mixer

CME35

- 15 in. diameter opening
- 1/3 Hp motor/110 volts
- Drum tips 360 degrees
- 180 lbs. dry mix capacity



Work Lighting & Step Ladders

Metal Folding Utility Stools

- Non-slip steps and easy grip handle
- Steel frame with powder coat finish
- 300 lbs. capacity
- Meets OSHA/ANSI specification



STL2BX
Two Step Ladder

STL3TBX
3 Step Ladder
• Project tray holds supplies



Neon Colors Aluminum Folding Step Stools

- STL1APNKBX - Neon Pink
- STL1AGNBX - Neon Green
- STL1ABLBX - Neon Blue

- Ultra lightweight & stylish, weighs only 2.15 lbs
- Bright and fun colors for kids and classrooms
- Durable tempered aluminum frame
- Heavy-duty 330 lbs. capacity
- Non-skid feet prevent slipping



Faux Wood Aluminum Folding Stools

- Ultra lightweight & stylish
- Faux wood pattern looks like wood but with the durability and safety of aluminum
- Non-skid feet prevent slipping
- 225 lbs. capacity



STL1AW
1 Step Stool

STL2AW
2 Step Ladder



LED Rechargeable Cordless Work Lights

- LEDWL60 - 60 LED Light
- LEDWL160 - 160 LED Light

- Use for automotive, home shop, camping & emergencies
- Keep one in the car, camper, boat, & garage
- Rechargeable, cordless design
- Includes 12V car plug charger, and AC/DC adaptor



Rechargeable LED Work Light

LED20

- Rechargeable battery, lasts up to 4 hours
- Includes a standard 120V charging adapter, a USB plug, & 12V car plug charger
- 20 super bright LEDs
- 600 lumens of light



LED High Bay Light Work Light

- HGBY150 - 150 Watt
- Plug-In Connection Only
- Size: 260*139.5mm
- LEDs: 224 pcs Philips 3030
- Lumen: 19500Lm

- Voltage: AC100-277V
- CRI>80
- CCT: 5700K
- UL, DLC approved
- Dim Capability

- HGBY240 - 240 Watt
- Hard Wire Connection Only
- Size: 320*151.5mm
- LEDs: 336 pcs Philips 3030
- Lumen: 31200Lm
- Includes microwave sensor for motion detection



50 Ft. Retractable Air Hose Reels

AHAR50

- Heavy gauge steel reel assembly
- Mount on the ceiling, wall, or floor
- Quick and easy connection to your air compressor
- Auto rewind



100 Ft. Retractable Air Hose Reels

AHAR100

- Heavy gauge steel reel assembly
- Mount on the ceiling, wall, or floor
- Quick and easy connection to your air compressor
- Auto rewind



1 Quart Paint Spray Gun

PSG1Q

- 1 Type: Suction
- Nozzle size: 2.0 mm
- Air inlet: 1/4" NPT
- Cup volume: 1 Qt.
- Air compressor: 1.6 - 4.0 CFM
- Operating pressure: 50 - 70 PSI
- Compressor required: 2 - 3 HP



Air Hose Reel

AHREEL

- Heavy gauge steel construction
- Holds 100 ft. 3/8 in. hose or 50 ft. 1/2 in. hose
- Spring tension break controls reel action
- 120 PSI working pressure
- 25 CFM max. air flow
- Hose not included



Gravity Feed Spray Gun

GFSGUN

- Great for detailed painting, stenciling, etc.
- Air consumption: 10-15 CFM
- Compression required: min 2 - 3 HP
- Max operating pressure: 43 PSI
- 20 ounces cup capacity
- Air inlet: 1/4" NPT



Air Control Unit

AR38

- Eliminates dust, water & impurities from air line
- Extends equipment life & increase efficiency
- 144 PSI
- 3/8 in. NPT air inlet
- Max working temp 140 F



Power Tools

18 Volt Cordless Drill

PS07215

- Assemble flat packed furniture, hang photos, or install shelving for storage
- Ideal for DIY, home improvement & general maintenance projects around the house.



18V Cordless Grease Gun

CGGUN

- Single Speed
- 7000 PSI (482 bar)
- Flow Rate 2.82 oz / min
- 31" Flexible Hose
- Includes charger & one battery pack
- Barrel Capacity: 16 oz bulk or 14 oz cartridge
- Rechargeable 1500 MAH NI-CD Battery



3/8 Inch VSR Electric Drill

PS07216

- Easily drill into wood, brick & block walls, or metal
- Ideal for DIY, home improvement & general maintenance projects
- Hang shelving in the shop or garage, hang decorative shutters and flower boxes on your brick house, or secure railings and fencing to concrete pads



Saw Blade Sets

PS07417SET
3 Piece 7.25 Inch
Carbide Tip Saw Blade Set



PS07412SET
2 Piece 10 Inch
Carbide Tip Saw Blade Set

4.8 Volt Cordless Palm Drill

PS07259

- Use around the house to hang paintings and family photos, or in the craft room or shop for hobbyist & DIYers
- Forward/reverse button gives you the ability to tighten and loosen screws.



Titanium Drill Bit Sets



PS07350
29 Piece
Titanium
Drill Bit Set

PS07535
115 Piece Titanium
Drill Bit Set



42 Piece Rotary Tool Kit

PS07425

- Includes 40 popular & specialty accessories for edging, joining, veining, shaping, grinding & polishing
- Compact and lightweight design



4.5 Inch Angle Grinder

PS07214



- Clean out mortar joints while tuckpointing, smooth rough edges, & level surfaces
- 11,000 RPM single speed
- Ideal for use in your home workshop

7 Inch Variable Speed Polisher & Sander

PS07401



- Converts from polisher to buffing sander for fiberglass body filler or wood
- Maintain the shine on your car or truck

Router Bit Sets

The Pro-Series Router Bit Set includes 24 popular and specialty router bits for decorative edging, joining and veining. This Router Bit Set is great for hobbyist or professional woodworkers to use during home restoration, cabinet making and wood working projects.

PS07426
12 Piece Router Bit Set



PS07499
24 Piece Router Bit Set



RB20SET
20 Piece Router Bit Set



21 Piece 3/4 Inch Drive SAE Socket Set

PS07485

- Contains the most common SAE sizes
- 16 sizes 7/8 to 2 in.
- 17 in. ratchet flex handle
- 2 piece extension
- Drop forged
- Chrome plated



RB40SET
40 Piece Router Bit Set



Shop Tools

A Frame Shop Press

Use the Black Bull Shop Press for electric motor and armature repair, or to fix lawn mowers, farm equipment, and ATVs. Used by automotive shops and hobbyists to repair and replace bearings, install and remove pressure-fitted parts, and bend or straighten metal.



- PRESSA6T**
- 6 ton max capacity
 - Min. operating distance: 2 in. (50mm)
 - Max. operating distance: 4.3 in. (110mm)
 - Stroke: 5 in. (130mm)



- PRESSA12T**
- 12 ton max capacity
 - Min. operating distance: 3.5 in. (90mm)
 - Max. operating distance: 9.75 inch (250mm)
 - Stroke: 5.7 in. (145mm)



- PRESSA20T**
- 20 ton max capacity
 - Min. operating distance: 3 in. (80mm)
 - Max. operating distance: 16.5 in. (420mm)
 - Stroke: 5.7 in. (145mm)



Parts Washers

Whether you are a do it yourself working out of your garage, operate a small auto repair business, or taking care of automotive and engine repairs at the ranch or farm, you'll need a parts washer to remove the grease and grime from the engine components.

3.5 Gallon Portable Parts Washer
PWASH35



20 Gallon Portable Parts Washer
PPWASH20



20 Gallon Parts Washer
PWASH20



40 Gallon Parts Washer
PWASH40

Replacement Parts Washer Pumps
PWP20 - 20 Gallon
PWP40 - 40 Gallon



Bench Grinders

Restore edges, sharpen axes, hatchets, mower blades, smooth rough edges, level surfaces, and keep your bits and chisels in top working order. Ideal for use in your home workshop but is still powerful enough to be used in a more commercial setting.



6 Inch Bench Grinder
BG6UL



8 Inch Bench Grinder with Lights
BG8DL



31 Inch Bench Grinder Stand
BGSTAND

Space Saver Metal Bender

PBENDSS

- Versatile & easy to use
- Bends 5/16 x 1-1/4 in. or 3/16 x 2 in. Mild Steel & 5/8 in. (1.6cm) round or square rods
- Make one of a kind and duplicate parts
- Includes 7 Round Dies
- 44 in. (111cm) telescoping handle



Drill Presses

The Black Bull Drill Press, with laser centering device, allows you to drill true and exact holes more conveniently than with a handheld drill.

DP5UL

5 Speed Bench
Top Drill Press

- 5 quick change speed settings
- 300 watts, 2.4 amps
- 120V, 60 Hz
- 1/2 in. chuck
- Table tilts 0 - 90° left & right
- Front mounted safety ON/OFF Switch
- Cast iron construction
- 1/4 HP, 4 in. swing
- 2 in. spindle stroke



DP16UL

16 Speed Floor Standing Drill Press
With Laser Centering Device

- Belt drive speed adjustment
- Rack & pinion table raises & lowers easily, rotates 90 degrees
- Max Speed: 220-3,600 RPM
- Motor: 3/4 HP, 550 Watts

Abrasive Blasters

Sandblast Cabinets

Traditionally used in automotive shops for part preparation and cleaning, blasting cabinets can also be used by auto enthusiasts in the home garage, or by hobbyists who etch glass, wood or stone. Get the surfaces of large items clean and prepared for use.

110 Gallon Sandblast Cabinet SBC420



Abrasive Blast Cabinet SBC90



Vertical Blast Cabinet SBCNNS



80 Grit Abrasive

The Black Bull 80 Grit Abrasive is a general abrasive cleaner suitable for a multitude of applications. Use in an abrasive blaster to remove rust, paint, and graffiti, or use in a blast cabinet for etching and surface preparation.

Glass Beads SBGLAS



Garnet Sand SBGARN

Abrasive Blasters

Remove oxidation, paint and rust with the Black Abrasive Blaster. Designed for contractors and serious do-it-yourselfers, this steel sandblaster is an easy way for you to clean a variety of different surfaces including metal, wood, brick or concrete.

90 Lbs. Gravity Feed Abrasive Blaster SF90



50 Lbs. Abrasive Blaster SB10G



100 Lbs. Abrasive Blaster SB20G



40 Lbs. Portable Soda Blaster SB40



15 Lbs. Portable Soda Blaster SB15



Hydraulic Jacks & Bottle Jacks



1 Ton Electric 12V Car Jack

EJ212

- Compact size, stores in car for emergencies
- Packaged inside blow mold case
- 2,000 lbs capacity
- Push button controller with 12 ft. cord
- Plugs into car 12V DC power outlet
- 5 to 14 in. lifting height



Hydraulic Bottle Jacks

AIRBJ20 - 20 Ton HBJ12 - 12 Ton
HBJ8 - 8 Ton HBJ4 - 4 Ton

- Cast iron base bears the load and
- Cleated non-slip lift cap keeps it stable.
- Hydraulic bypass prevents ram over travel
- Change the tires on cars, trucks, & trailers small, portable and reliable
- Keep nearby for emergency repairs



2 Ton Trolley Floor Jack

FJ2

- Lift cars, pick-ups, RV's & SUV's up to 4,000 lbs
- Portable & easy to use
- Heavy gauge reinforced steel frame
- 2 rear 360° swivel ball bearing caster wheels for easy maneuverability



3 Ton Hydraulic Floor Jack

SA20

- Handles most SUV's cars and trucks
- Industrial quality with rear wheel swivel casters
- Lifting saddle swivels 360° for easy adjustment
- Heavy duty steel construction design
- 5 - 19 in. lifting range
- Ideal for shop use
- 2 piece handle



1 Ton Scissor Car Jack

SJ1

- Portable & easy to use
- Easily raise & lower jack by turning crank
- Stabilize or lift your car, trailer, SUV or RV
- Min. height 3.5 in. max. height 12 in.
- Includes 19.5 in. cranking handle
- Heavy duty metal frame



Automotive

1000 Lbs 4 Wheel Engine Stand

ES4W

- Will hold most standard V8 automobile engines
- 360° Rotating head with
- 4 adjustable fingers
- 4 solid cast iron wheels
- 2 front wheel ball bearing
- 360° swivel wheels



40 Inch Molded Creeper

CREEP40

- High impact molded plastic cleans easily
- Supports up to 250 lbs
- Cushioned headrest for comfort
- Tool storage trays
- Work under your vehicle for auto repairs
- 6 wheels (3 inch rolling casters)



2 Ton Space Saver Engine Hoist

CP8SS

- Lifts most V8 automobile engines
- 360° rotating head
- 4 adjustable fingers
- Solid steel 360° swivel crown casters
- Easily adjusts for any size load
- Steel casters
- 8 ton ram longstroke jack
- Folds for compact storage



Adjustable Roller Seat

ARSEAT

- Thick foam padded seat
- For mechanics & DIYers
- 5 Swivel casters
- Adjust from 16 to 20 in.
- Max capacity: 300 lbs



Heavy Duty Chain Hoist

CHOI1 - 1 Ton Heavy Duty Chain Hoist

CHOI2 - 2 Ton Heavy Duty Chain Hoist

CHOI3 - 3 Ton Heavy Duty Chain Hoist

Lift small engines, transmissions, large shop tools, or building supplies, up to 8 feet. Perfect for use in the garage, shop or farm. The Black Bull 1 Ton Heavy Duty Chain Hoist is a safe and easy way to move and lift equipment, tools and supplies.



14 Foot Utility Chain

TOW14

- 5/16 in W x 14 ft. L
- Breaking load: 9700 lbs.
- Proof test: 4900 lbs.
- Working load: 3900 lbs.
- Blow molded case included
- Grade 43 utility chain with 2 hooks



Battery Chargers

BFC8794 - 2 Piece Automatic Battery Float Charger

Is there anything worse than finding that your motorcycle has a dead battery on the first warm day of spring?

- Use on 12V batteries in storage or in cold weather
- 12 V DC, 5-125 AMP Hours
- Output: 13.5V DC, 600 mA, Input: 120V AC, 60 Hz



100 Amp Battery Tester

100ABT

- Test 6V or 12V batteries - 50A, 100A, 125A
- Charging voltage: 16V max heavy duty CCA wire 40/60/80/full capacity indicated at meter
- Vinly dipped steel clamps w/ copper plated jaws
- Accuracy for battery voltage test: $\leq 2.0\%$
- Single-way safe load switch w/ self-return
- Tests complete charging system



1/2 in. Drive Click Type Torque Wrench


MATW150

- Chrome plated, alloy steel
- Precision torque mechanism "signals" release
- Resets automatically
- Knurled handle
- Locking "micrometer" adjustment
- Reversible ratchet, 18.5 in. long
- 10 - 150 lbs. torque range




Trailer Jacks

Take the work out of hitching up the trailer holding your boat or ATV with the Sportsman Series Trailer Jacks. This adjustable height trailer jack can accommodate trailer tongues up to 26 in. from the ground.



Winches

Pull out stumps, move logs, pull cars onto trailers, or trailer your boat with the Sportsman Series Winches.



Vehicle Racks

Cargo Truck Rack

HTCARG



- 500 lbs capacity
- Fits most truck makes & models
- Individual front & rear racks

Cargo Truck Rack lets you free up your truck bed for tools and supplies by raising those long and heavy loads (up to 500 lbs) into the air and out of the back of the truck. Individual front and rear racks install safely and securely.

- Support extension ladders deck boards & more
- Easy set-up & removal
- 2 in. tubular steel with 14 in. foot plates



Multi-Use Truck Rack

HTMULT



- 250 lbs. capacity
- Easy to install and remove
- Constructed of 2 inch tubular steel
- Telescoping support arms adjust from 19 to 32 inches deep & tilts 0 or 20 degrees
- Individual front and rear racks support extension ladders deck boards and more
- Powder coat paint finish resists scratches and rust

Free up the inside of your truck bed for small supplies and tools by using the Pro Series Multi-Use Truck Rack. It safely and securely raises long and heavy items into the air and out of the bed of the truck.

Full Size Truck Rack

HTRACKC



- Extends over the cab of truck for stability with long loads
- 800 lbs. capacity
- Fits most truck makes & models
- Easy set-up and removal
- Adjustable cross brace for perfect weight distribution

This is the ultimate truck rack that is perfect for contractors, weekend warriors and outdoor enthusiasts alike. The tough design lets you free up the bed of the truck for tools, by securely raising long & heavy items over the cab of the truck.



Multi-Use Van Rack

HTVANRK



- 500 lbs. capacity
- Adjusts from 56 to 77 in.
- Tough & wide 3/16 in. crossbar
- Uprights spread the load evenly
- Rack attaches to the van's rain gutter
- 3 height settings allow for differences in roof design
- Rope hook on each upright makes securing loads easy
- Powder coat paint finish resists scratches and rust

Get more out of every load. Free up the interior of your van for more passengers, supplies and tools. Gain more space inside the van by moving those large and heavy loads up and out.

1000 Lbs Pick Up Train Crane & Cable Winch BB07582



- Base swivels 360°
- Cable extends 25 ft.
- Lifting range: 31 to 71 in.
- Mounts to your truck bed
- 3/16" steel box tube boom
- Max boom length: 35 to 53-1/2 in.
- Max boom height: 80 in. from base

1000 Lbs Capacity Pick Up Truck Crane BB07583

- Great for moving heavy equipment
- Working range of boom: 36.6 to 51 in.
- Lifting range: 1,000 lbs. 7 to 63 in.
- Lifting range: 400 lbs, 0 to 72 in.
- Base swivels 360°



600 Lbs Trailer Dolly TRDOLLY

- Heavy duty steel construction with powder coat finish
- 10 x 3 in. pneumatic all-terrain tires with steel rims
- 49 in. extra long handle easily moves loaded trailer on most terrains.
- 1-7/8 in. trailer hitch ball included



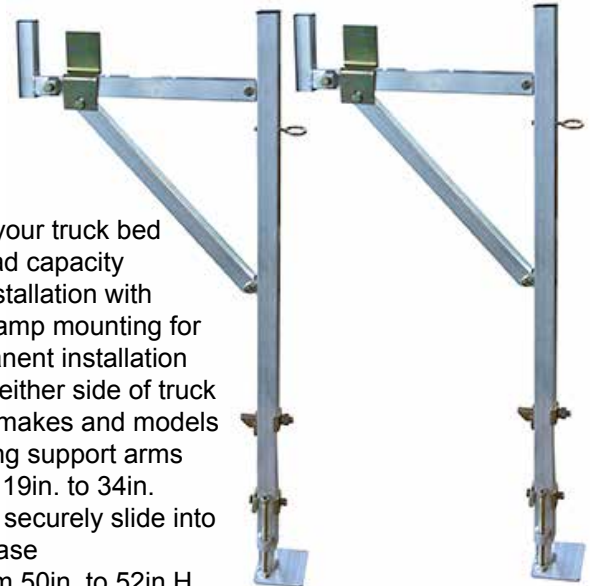
4 Post Aluminum Utility Truck Rack AUTRACK4

- Frees up your truck bed
- 800-lb. load capacity
- Easy no-drill installation with basic hand tools
- No holes required in truck bed
- 4 load mounts/stops can be adjusted to secure your cargo
- Fits most makes and models of trucks
- Universal design fits both long and short bed pickup trucks
- Fully adjustable crossbars fit any truck bed up to 71in.
- Rack is easy to remove when not in use
- Lightweight yet strong aluminum construction won't rust



Y-Style Side Mount Truck Rack AYMUTRACK

- Frees up your truck bed
- 250-lb. load capacity
- No-drill installation with patented clamp mounting for easy permanent installation
- Mount on either side of truck
- Fits most makes and models
- Telescoping support arms adjust from 19in. to 34in.
- Rack legs securely slide into mounting base
- Adjust from 50in. to 52in.H
- Rack legs can be easily removed
- Heavy-duty rustproof tubular aluminum construction
- Includes polyester straps with hook-and-loop closures to help secure cargo



Material Handling

Polypropylene Rope Sets



PR532100PK - Pack of 15
Camo Color, 5/32" x 100 Ft.
Polypropylene construction
Breaking load 520 lbs
Resistant to rot, mildew, etc



GLOW316100PK - Pack of 12
Glow in the dark, 3/16" x 100 Ft.
Polypropylene construction
Breaking load 130 lbs
Resistant to rot, mildew, etc

2 Piece Steel Car Dolly Set

CDOLLY

- 3.5 in. steel casters swivel action with bearings
- Fits up to 14 in. wide tire.
- Holds up to 1,000 lbs. each
- Moves any car backwards, forwards, or sideways



Snowmobile Dolly Sets

SMDOLLY - Black
SMD1500 - Green


- Heavy duty steel with rust resistant powder-coated finish
- 1500 lbs. capacity
- 4 - 360° swivel casters
- Keeps snowmobile off garage floor
- Ideal for maneuvering snowmobiles in storage area



Tie Down Kit

CK3PCKT

- 2 camo ratchet straps
- 4 green ratchet straps
- 20 bungee cords in 5 sizes
- 2 camo ratchet straps
- 20 bungee cords in 5 sizes
- 4 green ratchet straps



Flat Bungee Set

FBUNGEE6

- Premium grade, long lasting rubber
- 6 Piece set includes 2 each:
18, 32, and 45 inch length
- Stretches 1.5x length
- Flat cord design spreads load
- Coated steel hooks



2 Piece Ratchet Strap Set

RTD220

- Use to secure equipment during transport
- Quick auto release
- Heavy-duty webbing
- 2 in. x 20 ft.
- Max tension: 1,500 lbs
- Coated hooks



P - Handle Hand Truck Dolly

HDTRUCKP

- 600 lbs capacity
- Comfortable P-handle design
- 10 x 3.5 in. pneumatic tires
- 1 in. dia. steel tube construction
- Extra large toe plate
- Heavy duty welded frame
- Heavy duty replaceable axlen



HDTIREPSET
2 pack HDFTIREPSET
replacement tires



Heavy Duty Furniture Dolly

HDFDOLLY

HDFDOLLY2 - 2 pack

- 1000 lbs capacity, size: 30 x 18.5 in.
- Strong wood base, 3 in. swivel caster wheels
- Great for moving large objects & furniture



Furniture/Moving Dolly Set

HDKIT

- Combo of 1 hand truck & 1 furniture dolly



14 Piece Complete Moving Kit

MOVEKIT

Kit Includes:

- 10 - Rolls Mini Stretch Film (MSWRAP)
- 1 - Roll Large Stretch Film (HNDWRAP)
- 1 - Truck Dolly (HDTRUCKP)
- 2 - Furniture Dollies (HDFDOLLY)



2 Piece 10 Inch Tire Sets

NFTIRE102

- Flat free microcellular polyurethane
- Solid rubber tire never goes flat
- 5/8 lin. ball bearing bore
- 300 lbs. capacity
- Wheel width 2 7/8 inches

HDTIREPSET

- Universal model
- Rugged treaded rubber tire with 5/8-inch axel
- Heavy duty steel rims stands up to heavy use
- 10 inch diameter
- 3.5 inches wide



Material Handling

All Purpose Hydraulic Lift PSTACKER



- Max 2,200 lbs capacity
- Lift height: min 3.5" - max 62"
- Fork length: 37.5"
- Steering radius: 48"
- Load wheel: 3.15"
- Adjustable lifting & lowering speed
- Overall length: 58" max width: 50.5"
- Overall height: 78" fork width: 5"

1 Ton Capacity Pallet Puller PAPUL

- Moves pallets up to 2200 lbs
- Effortlessly pull pallets to the trailer door
- As you pull the chain the grip increases
- Grip planks ranging of 1.25 to 4 in. thick



Hydraulic Lifting Table Cart HTCART

- 660 lbs capacity
- Platform size: 32.25 L x 19.5 W in.
- Max height range: 10.5 - 29.5 in.
- Hydraulic foot pedal scissor lift tabletop
- All-steel construction



Stretch Wrap Rolls

Wrap pallets, furniture and more. Great for warehouses to wrap pallets and mover to wrap furniture to keep the load together and shield it from damage.



HNDWRAP - Single
HNDWRAP4 - 3 Piece Set
Pallet Stretch Wrap Roll
80 Guage, 18 in. x 1500 ft.

MSWRAP12- Set of 12
Mini Hand-Held Stretch Wrap Roll
80 Guage, 4 in. by 500 ft.



MCHNWRAP - Single
Machine Wrap Roll
20 in. x 6000 ft.
80 Guage, Pre-Stretched

555 lbs Capacity Heavy Duty Utility Carts

- Industrial construction won't chip or dent,
- Spray clean, without the worry of rust
- Includes tool storage, cup holder, and hardware bins
- Two swivel and two fixed non-marring 5-inch casters
- Rounded corners protect wall and door frames
- 3 in. deep trays with high sides



SCART550
Top and bottom shelf
measures 30 x 16 in.
Assembled size:
17.3 W x 39.75 D x 33.25 H in.



SCART550XL
Top and bottom shelf
measures 36 x 24 in.
Assembled size:
25.5 W x 45 D x 33.25 H in.

Folding Platform Truck

FPTRUCK

- 330 lbs capacity
- 4 in. caster wheels (2 swivel/2 rigid)
- Rubber bumper for safety
- Handle folds parallel to platform
- & lays flat for storage
- 19 x 29 in. platform



Stainless Steel Folding Platform Truck

FPT500SS

- 500 lbs capacity
- Material: 201 Stainless Steel
- Overall Dimensions:
35.5"D x 33.5"H x 21.75"W
- Platform Dimension:
35.5"D x 21.57"W
- 4" Casters (non-locking)
- 7" From Ground (1.6" Deck)



Folding Platform Truck

- Steel Hand Rail and PVC Platform
- 6" From Ground (1.25" Deck)

FPT440 - 440 lbs. capacity

- Overall Dimensions:
28" D x 19" W x 33" H
- Platform Dimensions:
28" D x 19" W
- Folded Size: 10" Deep x 28" Long
- 4" Casters (non-locking)

FPT660 - 660 lbs. capacity

- Overall Dimensions:
36" D x 23.75" W x 33" H
- Platform Dimensions:
36" D x 23.75" W
- Folded Size: 11.5" Deep x 36" Long
- 6" Casters (non-locking)



Gun Safes

Under Bed Gun Safe

UBSAFE

- Constructed of 14 gauge steel
- Electronic lock with key backup
- Pry resistant door
- Felt lined interior
- Slide-out drawer can hold 100 lbs
- Inside drawer measures 46W x 26D x 5H inches, with 3 cu. ft. of storage space



Depository Drop Safe

DROPSAFE

- Solid steel construction offers burglary protection
- Electronic code locking system (9V Battery included)
- Personal 6 digit code for open and close;
- Self locking function after 3x wrong code entry



39 Long Guns + 7 Hand Gun Gun Safe with Door Organizer

GUNSAFEXL

- 6 + 2 Adjustable shelves for maximum storage
- 7 pistol pockets, 9 accessory pockets, 3 spoke handle
- 3 Dead bolts and 7 live bolts = 10 locking points
- Bolt-down kit, pry-resistant recessed door & bolt
- 30 Minute fire protection @ 1200 degrees F
- 14 Gauge body & door steel thickness
- External dim: 59 H x 39 W x 24 D inches
- Internal dim: 55 H x 36 W x 20 D inches, 22.75 cubic feet
- Exceeds California DOJ requirements
- Electronic lock w/ key override, 2 keys included
- Predrilled starter holes to install a humidifier or light
- 1 year warranty



32 Long Gun + 6 Hand Gun Safe Gun Safe with Door Organizer

GUNSAFE

- Adjustable shelves for maximum storage
- 11 pockets for pistols and accessories, 3 spoke handle
- 4 Dead bolts and 6 live bolts = 10 locking points
- Bolt-down kit, pry-resistant recessed door & bolt
- 40 Minute fire protection @ 1200 degrees F
- 14 gauge thick steel body & door
- External dim: 59 H x 32 W x 22 D inches
- Internal dim: 58 H x 30 W x 17 D inches, 15.6 cubic feet
- Exceeds California DOJ requirements
- Electronic lock w/ key override, 2 keys included
- 1 year warranty



28 Long Gun Gun Safe

GUNSAFE28

- Holds 28 long guns
- 3 spoke handle
- Adjustable shelves for maximum storage
- Bolt-down kit, pry-resistant recessed door & bolt
- 3 Dead bolts and 3 live bolts = 6 locking points
- 30 Minute fire protection @ 1200 degrees F
- 14 gauge thick steel body & door
- External dim: 59 H x 26 W x 20 D inches
- Internal dim: 55 H x 23 W x 17 D inches
- Predrilled starter holes to install a humidifier or light
- Exceeds California DOJ requirements
- Electronic lock w/ key override, 2 keys included
- 1 year warranty



Personal Safes

Wall Safe with Electronic Lock

WALLSAFE - Black

WLSFB - Beige

- Internal dim: 1.875 W x 2.25 D in.
- External dim: 13.875 W x 3.75 D x 20.75 H in.
- With 2 removable shelves and key rack
- Solid & durable steel, with pry resistant door
- Installs easily, mounting holes are pre-drilled
- Battery operated electronic lock with 3 back-up keys
- Not fire resistant or fire proof



Personal Safe with Keypad Lock

PPSAFE - Black

PPSFB - Beige

- Store handguns, documents, jewelry, & other valuable
- 26 gauge Steel (0.5mm). not fire rates
- 2 steel like action locking bolts
- Programmable electronic lock, with 2 backup keys
- Solid steel construction offers burglary protection
- Anchor holes are suitable for fixing to the cabinet, wall or the door (Fixing bolts included).
- 2 steel live action locking bolts
- Not fire rated



Electronic Jewelry Safe

JWLRYSFBG - Beige
JWLRYSF - Black

- Outside Dimensions: 24"(H) x 18"(W) x 20"(D)
- Internal Dimensions: 22.5" x 17" x 15"
- Internal Size = 3.32 CuFt
- 30 Minute Fire Protection @ 1200 Degrees
- 16 Gauge Body & Door (1.5mm thick)
- 4 x Locking Bolts 1" Dia.
(2 Bolts are Live, 2 Bolts are Dead)
- 4 Floor Mounting Holes
- Includes: 1 pc removable/adjustble shelf, 1 drawer inside



Electronic Floor Safe

ELFSAFE - Black
ELFSFR - Beige

- Electronic Floor Safe
- Internal Dimension (H x W x D): 18- 3/4" x 13-1/4" x 12-1/4"
- External Dimension (H x W x D): 22-3/4" x 14" x 13"
- Door 3mm, Body 6mm
- Open & Close with 3-8 digital code or Mechanical Keys
- LED Display
- Change the code easily with reset button
- Three-way locking bolts (3 bolts with 20mm)
- Include the protective floor mat
- Runs on 4 x 1.5V AA batteries
- Pre-drilled holes at the bottom & back
- Not fire rated



Outdoor Power

6 Inch Gas Powered Auger

AUGER43

**EPA-CARB
Approved**

- 34 inch drilling depth
- Manual recoil start
- 2 cycle engine
- 43 cc, 8500 RPM
- 91 db noise level
- 7/8 inch shaft
- Power drilling with 280 RPM
- 27 ounce fuel capacity
- Easily dig even & consistent holes
- 6 in. drill bit
- Plant trees, sink deck supports, fence posts, or mailboxes
- 47 ft/lbs torque, gear ratio of 30:1
- 6 in. drilling diameter
- Ergonomic cushion grip is easy to hold & reduces hand & arm fatigue



Gas Powered T-Post Driver

GPDR

**EPA-CARB
Approved**

- 30 ounce fuel capacity
- 2 cycle engine
- See-through fuel tank
- 32.7 cc, air cooled
- Manual recoil start
- single cylinder
- Small but powerful engine drives posts quickly & efficiently
- Internal dampening technology
- Uses a gas/oil ratio 25:1
- Package includes: pile drive
- 2 piling heads w/sleeves (49mm & 69mm) lubricating grease, empty oil cantool kit



43cc 2-Cycle Mini Cultivator

MT43CC

- 4 in. steel digging tines
- Till up to 8 inches deep
- 6 to 10 inch tilling width
- 36 ounce fuel capacity
- See-through fuel tank
- 2 cycle engine
- 43 cc, 200 RPM
- Gas/oil ratio 50:1
- 91 db noise level

**EPA-CARB
Approved**

- Maintaining you flower beds & vegetable gardens with ease
- Small and compact, simple to use & lightweight
- 3 different height settings: the lowest for easy transport, & 2 higher positions for tilling
 - Foldable handle
 - Manual recoil start
 - 7 inch no-flat wheels



Recoil Start Edger

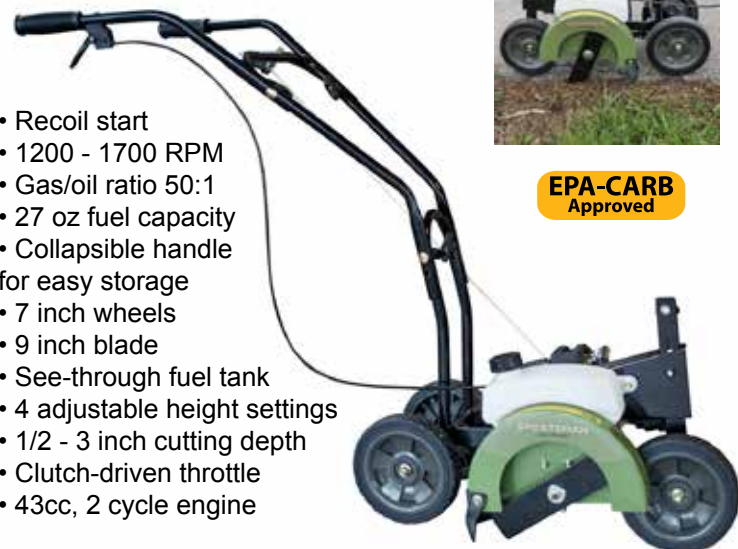
EDG43

- Ergonomic cushion grip is easy to hold & reduces fatigue
- Slice through brush, lawn, weeds, & roots
- Leaves a clean edge

- Recoil start
- 1200 - 1700 RPM
- Gas/oil ratio 50:1
- 27 oz fuel capacity
- Collapsible handle for easy storage
- 7 inch wheels
- 9 inch blade
- See-through fuel tank
- 4 adjustable height settings
- 1/2 - 3 inch cutting depth
- Clutch-driven throttle
- 43cc, 2 cycle engine



**EPA-CARB
Approved**



Outboard Motors

6 HP Outboard Motor @5000RPM

MOTOR6

- Manual, 1 cylinder
4-Stroke, 139 cc
- Adjustable Steering Friction
- RPM Range: 4500-5500
- Bore & Stroke: 2.44" x 1.81"
- Compression Ratio: 8.9:1
- Gear Ratio: (27:13) 2.08:1
- Long Shaft Length: 22.1"
- Short Shaft Length 17.1"
- Tilt Up Angle: 69°
- Steering Angle: 90°
- Long Shaft Weight = 61.6 lbs
- Short Shaft Weight = 59.4 lbs
- Oil capacity: 20 oz
- Fuel Capacity: 3 Gallon
- EPA Approved

• Includes: Tool Set, 2 Replacement Spark Plugs, Fuel Primer Hose, 3.0 Gallon External Fuel Container



20 HP Outboard Motor @5500RPM

MOTOR20

- Manual, 2 cylinder
4-Stroke, 363cc
- Adjustable Steering Friction
- RPM Range: 5000-6000
- Bore & Stroke: 2.5" x 2.28"
- Compression Ratio: 9.3:1
- Lubrication: Wet Pump
- Gear Ratio: (27:13) 2.08:1
- Forward, Neutral, Reverse
- Shaft Length: 17.2",
- Tilt Up Angle: 71°
- Steering Angle: 45°
- Oil capacity: 54 oz
- Fuel capacity: 6.3 gallons
- EPA Approved

• Includes: Tool Set, 2 Replacement Spark Plugs, Fuel Primer Hose, 6.3 Gallon External Fuel Container



9.9 HP Outboard Motor @5000RPM

MOTOR99

- Manual, 2 cylinder,
4-Stroke, 212cc
- Adjustable Steering Friction
- RPM Range: 4500-5500
- Bore & Stroke: 2.2" x 1.7"
- Compression Ratio: 9.4:1
- Lubrication: Wet Pump
- Gear Ratio: (27:13) 2.08:1
- Shaft Length: 17.9"
- Tilt Up Angle: 71°
- Steering Angle: 45°
- Oil capacity: 23 ounces
- Fuel capacity: 6.3 Gallon
- EPA Approved

• Includes: Tool Set, 2 Replacement Spark Plugs, Fuel Primer Hose, 6.3 Gallon External Fuel Container



Chain Saw Sharpeners

Electric Chain Saw Sharpener

ECSS

- 4600 RPM grinding Speed
- 120V / 60 Hz/ 85 Watts
- Includes grinding wheel
- Mounts to bench, wall or vise



Mountable Electric Chain Saw Sharpener

MCSSP

- Great for high volume
- 2 x 5.5" grinding wheels
- 3,000 RPM, <85 dB
- Multi chain sizes
- Built-in work light



Multi-Tool Manual Sharpening Kit

CSSKIT8

- Includes:
- 3 Round Fine Tooth Files: (5/32", 3/16", 7/32")
- 1 - 6" Flat Fine Tooth File
- 1 - Filing Guide
- 1 - Depth Gauge
- 1 - Hardwood Handle
- 1 - Storage Bag



Bar Mount Filing Guide

CSFG



- For manual precision filing
- Locks in angel and depth for consistency
- All angles, depths, & heights are set

Portable Mini Chain Saw Sharpener

MINICSS

- Includes filing guide & grinding stones
- Runs off 12V battery
- 55W 25,000 RPM



Power Pullers

Pull out stumps, move logs, straighten a lean-to, pull cars onto trailers, or hoist game for cleaning with the Sportsman Series Power Pullers. These heavy duty Pullers can lift, lower, pull and stretch just about anything you can throw at them.

MP2T

- 2 tons (4,000 lbs) capacity
- Cable length 10 ft.



POWP4T

- 4 tons (8,000 lbs) capacity
- Cable length 25 ft.



2 Inch 7 HP Water Pump

TWPUMP

- Empty the duck blind, pool or pond, or a flooded basement
- For emergencies or general home & garden use
- 3000 x 85% GPH @ 70 ft. lift
- Pumps 9000 x 85%
- 85 Ft. max head lift
- GPH x @ 0 ft. lift
- Max suction 26 ft.



Complete Gas Hose Kit Includes:
 12' Intake Hose
 25' Discharge Hose
 Intake Strainer
 Outlet Hose Fitting
 Hose Clamps
 Outlet Hose Adapter

Electric Large Game Hoists

- Lift large game for easy butchering
- Wired control switch with 5' cable
- High carbon steel 1/8 In. thick lines
- Mounting bracket included



EHOISTUL

- 16.5 ft. double cable height,
- 440 lbs. capacity, 16.5 FPM
- 33 ft. single cable height,
- 220 lbs. capacity, 33 FPM
- 5/8 HP, 120V, 4.1A,
- Single phase, 60 Hz,
- 460W, 1725 RPM



EHOIST1100

- 19 ft. double cable height / 1100 lbs capacity
- 38 ft. single cable height / 550 lbs capacity
- 16.5 FPM / 33 FPM cable speed
- 1.3 HP, 120V, 8.5A, single phase,
- 60 Hz, 1000W, 3400 RPM

Hanging Scales

- MS330 - 330 lbs. capacity
- MS550 - 550 lbs. capacity

- Easy to read dial scale
- Displays weight in pounds
- Includes two steel hooks



Outdoor Living

Folding Table With Faucet FISHTABLE

- Plastic folding table for gardening, hunting, fishing
- Hook up garden hose to faucet for easy clean up
- 360 degree swivel faucet, with dual function, aerated stream and spray
- Max weight 240 lbs
- Table top:
45.5 L x 23.5 D x 37 H in.



8 Ft Classic Steel Windmill SM07251

- Fan head rotates & spins with the wind
- Anchors provide secure support
- Nostalgic design
- Weather resistant



Electric Mighty Pro Blower PS07424

- Attach the nozzle, plug-in, & ready to use
- Lightweight. weighs 3 lbs.
- 500 watts / 4.5 Amps
- 13,000 RPM, 85 dBA



24 Inch Convex Safety Mirror IOCM24

- PMMA Material Lens: Poly (methyl methacrylate)
- Aluminum Edging
- Plastic Frame
- Hanging Hardware included for Wall or Post Mount
- Assembled Size:
4 Inch Deep
23.5 Inch Wide



36 Inch x 18 Inch Flatbed Cart HDTFLATB

- Great for the garden
- Trailer hitch adapter
- Welded steel mesh
- 36 x 18 inch deck
- 550 lbs capacity



Shotgun Shell Patio Torch 2Pack SGST2PK

- Realistic Shotgun 12GA Shell Design
- 8" steel canister won't rust
- Weather Resistant Finish
- Durable Construction
- 8" fiberglass wick is long lasting
- Includes snuffer cap and chain



Foam Kneeling Board KBOARD

- Hose off when dirty
- Save your knees
- 19 x 13.5 in.
- 1 in. thick pad



Cast Iron Farm Bell CIFBELL

- Rings loud & clear
- For outdoor use
- Durable, rust resistant
- Dimensions:
17" L x 15" W x 8.3" H



Foldable Burn Barrel FCAGE

- Lightweight yet durable
- Easy to assemble
- Corrosion-resistant steel
- Safely burn old leaves, cardboard, etc.
- Small holes on all 4 sides



Outdoor Living

Portable Single Burner Stove

SBTCS

- Cast iron burner, steel legs
- Includes regulator hose
- Weighs only 10 lbs.
- Runs on LPG
- 14 in. height



5 Foot Regulator Hose Kit

LPHK5

- Connects to most tanks & cylinders
- For low pressure applications
- 5 foot hose
- Type 1, 5/8 in. MIP



Retro Style Ice Chest

BT07536 - Red

- Holds 18 cans or 12 bottles
- 3 gal. / 12 qt. capacity
- Plastic lined interior
- Built-in bottle opener



Cast Iron Camping Stoves

- Great cooking at the campsite
- Brew coffee, fry eggs, & heat water
- solid cast iron construction

SBCISHD - single burner
SBCISHDKIT - stove & reg. hose
• 8,350 BTU stove uses LP gas
• 10.5 D x 13 W x 4 H in.



DBCISHD - double burner
DBCISHDKIT - stove & reg. hose
• 17,060 BTU stove uses LP gas
• 21 D x 13 W x 4 H in.



Stainless Steel Camping Stove

SSBGS

- 12,000 BTUs - 13,500 BTUs
- Adjustable Burner Provides
- Stainless Steel Construction
- Cast Iron Burner
- Adjustable burner
- Runs on LPG



Water - Resistant Portable Speakers

SPEAKERH20 - Green
SPEAKERBH20 - Black/Orange

- Wireless Bluetooth technology
- Plays for up to 8 hours
- Silicone cover provides protection
- Li-ion battery



Hand Crank Emergency Radio

EWBRADIO

- USB phone adaptor & LED light
- FM radio with weather band
- No batteries required, just crank to charge
- 1 min. hand crank for 10 min. radio / 30 min. flashlight



Cow Bell Sets

COWBELL6 - Silver 6 Pc Set
COBLSET - White 10 in. 6 Pc Set

- Smooth finish to decorate
- Show off your team spirit



Kayak Trolley

KAKAKT

- Holds up to 110 lbs
- Made from lightweight
- Collapsible folding frame
- Weighs just 8 lbs



- Two 10 inch pneumatic
- Marine grade aluminum
- 2 tie down straps included

Roof Carrier J-Bar Kayak & Canoe Rack

JRACK

- Accommodates kayaks up to 36" wide
- Max load capacity: 250 lbs
- Wide mouth J bar make it easier to load and unload
- Will fit most rooftop crossbars



96" Canoe/Kayak Paddle with Leash

PDWL96

- Blade measures 18.5" L x 7.5" W, 96", UV polyethylene
- 5 ft. stretch leash with hook and loop ring



Rubber Mats

Rubber Boot Scraper

RBSM

- Helps to clear dirt and debris from boots and shoes
- Material: Rubber
- Dims: 15 1/8" L x 12 1/2" D x 2 1/4" H
- Rubber fingers brush debris off shoes



Commercial Scraper Mat

SWM35

- 36" x 60" x 10mm thick
- 100 % Rubber
- 3 ft. x 5 ft
- Wave design removes dirt & debris



Adhesive Rubber Step Covers

RSSTEPBOX - 4" x 17"

RSSET12BOX - 12" x 12"

No more slippery steps, near misses or wipeouts. Use the Sportsman Rubber Safety Step Covers to create a non-slip surface anywhere.



Rubber Boot Trays

RBTRY - Rectangular - 14 x 34 x 2 inches

RBSMAT2PK - Shaped - 16.25 x 32 x 1 inches



Rubber Stair Tread Mat

STM9304PK - 4 Piece Set


- Provides a safe footing
- Easy to clean by hosing down
- Open design lets dirt, water pass through
- Look of iron scrollwork
- Durable molded rubber construction
- Measures 30 x 9 x 0.5 inches



Rubber Truck Bed Utility Mat

TBM46

- 48" x 72" x 10mm thick
- 100 % Rubber
- 4 ft. x 6 ft
- Will fit most trucks



Non-Slip Rubber Fatigue Mats

RMAT35 - 3 x 5 Foot

RMAT23 - 2 x 3 Foot

RMATKIT - Two 2x3 Foot, One 3x5 Foot

- 1/4 in. thick flexible & padded
- Reduce foot, knee & back fatigue
- For use in industrial areas, shops, garages, truck beds, etc




Anti-Fatigue Rubber Mat

AFM35 - Black

RDRMT35 - Red

- 36" x 60" x 14mm thick
- 100 % Rubber
- 3 ft. x 5 ft



Non-Slip Interlocking Rubber Mat

RMAT3314PK


- 36" x 36" x 14mm thick
- 100 % Rubber
- 3 ft. x 3 ft
- Package contains 4 pieces



Anti-Fatigue Interlocking Rubber Mat

AFM3314PK


- 36" x 36" x 14mm thick
- 100 % Rubber
- 3 ft. x 3 ft
- Package contains 4 pieces



Anti-Fatigue Rubber Mat - 3 Piece Set

RIAMF


- 100 % Rubber
- 3 Interlocking Mats
- 3 (2 pc with 1 sided lock plus 1 pc with 2 sided lock)
- Measure 31 inch wide x 28 inch high x 0.5 inch thick
- Assembled measures 7 ft 7 inch wide x 28 inch high



Continuous Interlocking Rubber Mat

RMAT20I4PK

- 100 % Rubber
- 19 5/8" L x 19 5/8" W x 5/8" H
- Combine multiple sets to create a larger working area
- Each mat includes holes which are useful for draining



Stainless Steel Work Tables

Stainless Steel Portable Work Bench Station SSPWBS

- Grade 430 stainless steel table
- S/S Locking Top Shelf: 33"W x 10"D
- Table & shelf thickness: 1.2mm
- S/S Middle Shelf: 33"W x 24"D, Bottom shelf: 33"W x 16"D
- Middle Shelf from ground: 35", Bottom shelf from ground: 7"
- Galvanized bottom shelf and legs
- 3 upturned sides with height of 1.5"
- Max Weight Capacity 165 Lbs



• Overall Dimensions:
38"L x 24"D x 60" H

• Folded Dimension:
16"D x 60"H x 38"W

Stainless Steel Work Tables with Upturned Edge

SSWT36 - 24 in W x 36 in. L x 26 in. H
SSWT48 - 24 in W x 48 in. L x 26 in. H

- 18 gauge 403 stainless steel top
- Upturn edge height 1.5 inch
- Rounded edges
- Easy to assemble
- Capacity 330 lbs.



SSWT36



SSWT48

Wall Mounted Folding Work Bench WMFW



- Size: 47.25" x 22.85" x 1"
- Material: Steel & rubber & wood
- Weight Capacity: 330 lbs
- Color: Black & natural wood color

Stainless Steel Folding Work Table SSTABLEFD



- Leg Thickness 1.2mm
- Size: 48" x 24" x 35" H
- Grade 430, 18 Gauge stainless steel
- Tabletop 1.0mm thick
- Adjustable leveling feet
- Weight capacity 220 lbs
- Stainless steel table & legs with galvanized steel brackets

Stainless Steel Work Tables with Casters

SSWTWC36 - 24 in W x 36 in. L x 35 in. H
 SSWTWC48 - 24 in W x 48 in. L x 35 in. H
 SSWTWC60 - 24 in W x 60 in. L x 35 in. H
 SSWTWC72 - 24 in W x 72 in. L x 35 in. H

- 18 gauge 403 stainless steel top
- Four 3 inch locking swivel caster
- Adjustable chrome plated shelf
- Rounded edges
- Easy to assemble
- Capacity 220 lbs.




SSWTWC36



SSWTWC48



SSWTWC60



SSWTWC72

Stainless Steel Work Tables

SSWTABLE - 24 in W x 48 in. L x 35 in. H
 SSWTABLE24 - 24 in W x 24 in. L x 35 in. H
 SSWTABLE36 - 24 in W x 36 in. L x 35 in. H
 SSWTABLE60 - 24 in W x 60 in. L x 35 in. H
 SSWTABLE72 - 24 in W x 72 in. L x 35 in. H
 SSWSET - SSWTABLE & SSWSHELF

- 18 gauge 420 stainless steel top
- Adjustable chrome plated shelf
- Rounded edges
- Easy to assemble
- Capacity 330 lbs.



SSWTABLE36



SSWTABLE24



SSWTABLE



SSWTABLE60



SSWTABLE72

Stainless Steel Storage

Stainless Steel Fold Down Wall Mount Work Table

SSWMFDT

- Grade 430 Stainless Steel (Table Top)
- Table Top Size: 48"x24"
- Table Thickness: 1.2mm
- Galvanized Steel Cross Brace
- Max Weight Capacity: 110 lbs
(Expansion screws for mounting not included)



Stainless Steel Bucket Sets

SSB3PK - 3 Piece Set - 1 Medium, 1 Large, 1 XLarge
SSB132SET - Small - 1.32 Gallons / 5 Liters / 5.28 Qt
SSB237SET - Medium - 2.37 Gallons / 9 Liters / 9.51 Qt
SSB422SET - Large - 4.22 Gallons / 16 Liters / 16.9 Qt
SSB528SET - XLarge - 5.28 Gallons / 20 Liters / 21.13 Qt

- Strong stainless handle for easy transport
- Buckets can be nested to save space
- Tough, durable and easy to clean
- Sold as 3 piece sets
- 201 stainless steel



Multi-Use Steel Table/Work Bench

GPBENCH

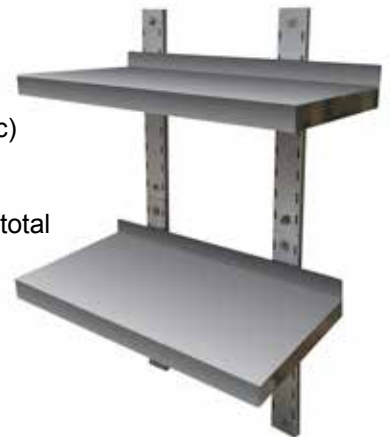
- 44 W x 24 D x 44 H in.
- Indoor/outdoor
- Weather resistant
- Galvanized steel
- 30 in. table height



Stainless Steel Double Wall Mount Shelf

SSDWMS

- Grade 430 S/S (Shelves)
- Shelf Size: 24"x12"
- Shelf Thickness: 1 mm
- Bracket Height: 35.5" (2 pc)
- Galvanized Steel
- Thickness: 1.5mm
- Weight capacity: 88 lbs in total



Stainless Steel Wall Mount Shelf

SSWSHELF - 24 in. x 12 in.

SSWSHELF - 36 in. x 12 in.

- Easy to assemble & install
- 132 lbs capacity
- 18 gauge stainless steel



Sportsman Series Meat Processing Program

Equipment & Supplies To Process Your Own Fresh Foods

Process your own sausage, bratwurst, and hamburgers with ease using the Sportsman Series Meat Processing Products. Blend meat with your favorite seasonings for fresh and healthy meals. Use your own casing for homemade sausage, pepperoni and bratwurst. Add your own spices and seasonings to make each recipe just the way you like it.

Manual Meat Grinders

- Grind beef, poultry, venison, and pork
- Hand process game, and farm raised livestock
- Includes 1 cutting knife, 2 cutting plates

MHG10

- #10 cast iron
- Grinds 3 lbs/min.
- Clamp down style



MHG22

- #22 cast iron
- Grinds 4 lbs/min.
- Bolt down style



SM07529

- #22 stainless steel
- Grinds 4 lbs/min.
- Bolt down style



MHG32

- #32 cast iron
- Grinds 5 lbs/min.
- Bolt down style



SM07528

- #32 cast iron
- Bolt down style
- Use by hand or with a motor & pulley



Electric Meat Grinders

- Grind beef, poultry, venison, and pork
- Process game, & farm raised livestock with ease
- Includes cutting knife, and cutting plates



MEG300

- 350 watts/, 1/2 HP
- Grinds 100 lbs/hour
- Accessories included

MEGRIND55

- 550 watts, 3/4 HP
- Grinds 165 lbs/hour
- Stainless steel



MEGRINDUL

- 650 watts, 1 HP
- Grinds 6 lbs/min.
- Stainless steel



SSWMEG

- Set Includes meat grinder (ME300) and a Stainless steel work table (SSWTABLE36)



Meat Processing

Meat Cutting Band Saw & Grinder

MBSAW

BSB-MBS - Replacement Blade

- Ideal for hunting enthusiasts & serious DIYers
- For processing and preparing wild game, or farm raised livestock

- No. 10 fine meat grinder with a cast aluminum body
- Includes all needed meat grinding parts & accessories including a 2.5 in. diameter grinding plate, 1 cutting knife, 1 funnel attachment, and 1 stuffer tool. & 1 saw blade



Aluminum Patty Press

MHPRESSA

- Make perfect patties every time
- Non-stick aluminum
- Make hamburgers just the way you like them



Meat Cuber Tenderizer

SM07492

- Easy to clean plastic teeth
- Clamp on bolt for stability
- Tenderize tough cuts



Electric Meat Slicers

- Makes great sandwiches from leftovers
- Max. slicing thickness 9/16 in.



MSLICER

- 180 watts/110 RPM
- 7.5 in. stainless steel blade



MSLICER10

- 250 watts/300 RPM
- 10 in. stainless steel blade

15 Inch Jerky Gun

MJG15



- Make jerky at home
- Includes 3 nozzles
- Plastic cylinder with aluminum frame

Stainless Steel Meat Mixer

MHMIX

- 4 gal. capacity
- Clear lid, and removable paddle
- Mix 17 lbs of meat at once



Countertop Sausage Stuffers

Use the Sportsman Series Sausage Stuffer to make your own snack sticks and summer sausage. Use your own casing for homemade sausage, pepperoni, salami, franks and bratwurst. Add your own spices and seasonings to make each recipe just the way you like it. You can even make fresh sausage from wild game.

MHVSS

- 11 lbs capacity
- Stainless steel canister swivels out for easy loading
- Includes 3 stuffing funnels
- 2 spline gears let you slowly stuff & quickly refill



MHVSS7

- 7 lbs capacity
- Stainless steel canister swivels out for easy loading
- Includes 3 stuffing funnels



Butcher's Multi-Piece Knife Sets

MPKS10BM

- Clean birds, fish, turkey & deer
- Durable 1.5mm stainless steel
- Ergonomic plastic handles
- Dishwasher safe



Cast Iron Sausage Stuffer

MHSS5

- 5 lbs capacity
- Cast iron body
- 3 stuffing tubes included



Stainless Steel Meat Processing Set

SM07597SET



- Set includes a sausage stuffer (SM07597) and a #22 meat grinder (SM07529)

Stainless Steel Sausage Stuffer

SM07527

- 3 stainless stuffing tubes included
- 5 lbs capacity
- Stainless steel



Kitchen Tools

Old Fashioned Ice Cream Maker

ICM6C

- Electric & hand crank combo
- Durable pine tub with aluminum can & lid
- Recipe book includes detailed instructions & recipes



Electric Food Dehydrator

HS07566

- Dry herbs, fruit and vegetables, create healthy snacks
- Designed to increase air flow and decrease drying times



Corn & Grain Grinder

CICGRIND

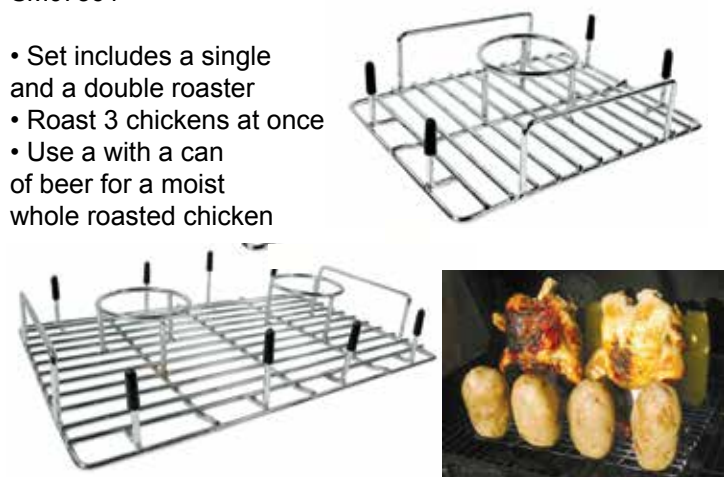
- Great for home brewing & grain milling
- Grind coffee, crack corn, nuts, etc
- Make grain & cereal recipes for healthy homemade meals
- Cast iron construction provides long-lasting use
- Easily mounts to your work table



Beer Can Chicken Roasters

SM07364

- Set includes a single and a double roaster
- Roast 3 chickens at once
- Use a with a can of beer for a moist whole roasted chicken



Old Fashioned Apple Peeler

HCPEEL

- Process apples for pies, tarts & butters
- Hand crank to core or slice
- Clamps to tabletop for safety and stability
- Adjustable flat blade makes paring easy
- 3-prong fork securely holds apple in place



Stainless Steel Kitchen Scale

SSDSSCALE

- 44 lbs capacity
- Removable bowl
- Great for baking and canning



Commercial Quality French Fry Cutter

FFCD

- Permanently mount to the wall or use the suction cup feet keep secure on the countertop
- Cast iron body will last a lifetime
- Cut large or small fries, thick or thin
- Cuts 6 in. long potatoes into 3/8 or 1/2 in. strips
- Also cut fruit & vegetables into strips for snacks



Fishing & Hunting Knife Set

KNIFE6

- Stainless steel blades
- Soft-touch vinyl grip
- 6 piece set with case



Rubber Service Spill Mat

SMAT2PK - Set of 2

- Easy to clean by rinsing down
- Durable molded rubber
- Avoid spills & protects bar surface
- Non-skid
- Measures 18 x 12 x 3/8 in.



Portable Pet Kennel

SSPPK42

For large size dogs
Weighing 70 to 90 lbs

SSPPK36

For medium size dogs
Weighing 40 to 70 lbs

SSPPK30

For small size dogs
Weighing under 40 lbs

- Pop-up design is perfect for traveling, camping
- Water resistant 600D construction with wire frame
- Easily collapses into a soft-sided carrying case for convenient storage



Saddle

- Material: Leather
- Leather Thickness: 3.5-4mm
- Engraved Silver Trim
- Tree: Fibre Tree
- Hand Carved Floral Tooling
- Horn: 3" post w/ leather carved
- Cantle: 2" leather cheyenne roll w/ carving overlay
- Rigging: Stainless Steel in Skirts
- Finish: Dark Brown w/ Floral Hand Carving
- Stirrups: 2.5" leather covered on Polymer stirrup



Benelli E-Bikes

Benelli Vintage Style E-Cruiser

The vintage styling of the Benelli Classica E-Bike Cruiser will turn heads while you are out on the road. Elegant vintage European styling combines with the power of pedal-assist riding.

What makes this bike special is the battery-powered electric motor with **4 levels of pedal-assistance**. Electric bicycles or E-Bikes have a small electric motor that allows for regular pedaling or can **provide the rider assistance** to accelerate, climb hills, and overcome wind resistance more easily. The beauty, power, and grace of the Benelli Classica Electric Cruiser will keep you **riding longer and having more fun**.

Benelli Classica 26 in. E-Bike Cruiser Vintage Style with Pedal Assist CLASSICA26

- European vintage styling
- Basket & rear rack included
- Motor with battery with pedal assist for an easier ride
- Ride up to 45 miles on a single charge
- 4 – 6 hour battery charge time
- 20 MPH with pedal assist and throttle
- 3 assist modes: manual, pedal assist, & throttle
- 4 pedal assist levels (1-2-3-4)
- Samsung Li-Ion battery, 36V,
- LCD shift twist display shows mileage, speed, battery life, and PAS level
- 300 lbs. max. gross weight,
- Aluminum alloy 6061 frame
- Front and rear lamps for visibility
- 1 year limited warranty



Benelli Classica 28 in. E-Bike Cruiser Vintage Style with Pedal Assist CLASSICA28

- European vintage styling
- Motor with battery with pedal assist for an easier ride
- Ride up to 45 miles on a single charge
- 4 – 6 hour battery charge time
- 20 MPH with pedal assist and throttle
- 3 assist modes: manual, pedal assist, & throttle
- 4 pedal assist levels (1-2-3-4)
- Samsung Li-Ion battery, 36V,
- LCD shift twist display shows mileage, speed, battery life, and PAS level
- 300 lbs. max. gross weight
- Aluminum alloy 6061 frame
- Front and rear lamps for visibility
- 1 year limited warranty



Index

100ABT	Battery Tester	21
A		
AHAR50/100	Hose Reel	13
AHREEL	Air Hose Reel	13
AIRBJ20	20 Ton Bottle Jack	19
AFM3314PK	4 Pc Rubber Mat	41
AFM35	Rubber Mat	41
AR38	Air Control Unit	13
ARSEAT	Mechanics Seat	20
AUGER43	Gas Powered Auger	32
AUTRACK4	Alum. Truck Rack	23
AYMUTRACK	Alum. Truck Rack	23

B		
BB07582	Pick-Up Crane/Winch	23
BB07583	Pick-Up Truck Crane	23
BFC8794	2 Pc Float Charger	21
BG6UL/DUL	Bench Grinders	17
BGSTAND	Bench Grinder Stand	17
BSB-MBS	MBSAW Blade	46
BT07536	Small Retro Ice Chest	38

C		
CDOLLY	Car Dolly Set	24
CHOI1/2/3	1 Ton Chain Hoist	20
CICGRIND	Com Grinder	48
CIFBELL	Old Time Bell	37
CK3PCKT	Tie Down Set	24
CGGUN	Grease Gun	14
CLASSICA26/28	E-Bikes	50
CME35	3.5' Cement Mixer	11
CMG5	5' Cement Mixer	11
COBLSET	Cow Bell Set	39
COWBELL6	Cow Bell Set	39
CP8SS	Engine Hoist	20
CREEP40	Creepers	20
CSFG	Chain Saw Sharpener	34
CSSKIT8	Chain Saw Sharpener	34

D/E/F		
DBCISHD/KIT	Double Stove w/Hose	38
DP16UL/5UL	Drill Press	17
DROPSAFE	Drop Safe	28
DS1830	Drywall Stilts	11
DWCART	Drywall Cart	11
DWHOIST	Drywall/Panel Hoist	11
ECSS	Chain Saw Sharpener	34
EDG43	LawnEdger	32
EHOISTUL/1100	Electric Game Hoist	35
EJ212	Electric Car Jack	19
ELFSAFE/SFR	Floor Safe	31
ES4W	Engine Stand	20
EWBRADIO	Emergency Radio	39
FBUNGEE6	Flat Bungee Set	24
FCAGE	Fire Cage	37
FFCD	French Fry Cutter	49
FISHTABLE	Folding Fish Table	36
FJ2	2 Ton Floor Jack	19
FPT440/660	Platform Truck	27
FPT500SS	SS Platform Truck	27
FPTRUCK	Folding Platform Cart	27

G		
GEN1000/C	Gas 1K Generator	4
GEN1000i	1K Inverter Generator	5
GEN2000	Gas 2K Generator	4
GEN2000i	K Inverter Generator	5
GEN2000DF	Dual Fuel Generator	3
GEN2000LP	LP 2K Generator	5
GEN2200i	2.2K Inverter Gen.	5
GEN3500i	3.5K Inverter Gen.	5
GEN4000/C	Gas 4K Generator	4
GEN4000DF/C	Dual Fuel Generator	3
GEN4000LP/C	LP4K Generator	5
GEN7000	Gas 7K Generator	4
GEN7000LP	LP7K Generator	5
GEN7500DF/C	Dual Fuel Generator	3
GEN9000DF	Dual Fuel Generator	3
GENCOVERL/XL	Waterproof Covers	4
GENCOVM/XL	Generator Covers	4
GENLPH5	5' LP Generator Hose	5
GFGUN	Spray Gun	13
GLOW316100PK	Glow in the Dark Rope	24
GPBENCH	Potting Bench	44
GPDR	Post Driver	32
GASPB	Alum. Walk Board	10
GSBP4	4 Piece Base Plate	10
GSC8	8 in. Caster	10
GSGRSU	Steel Guard Rail	10
GSM4BF	Roll & Fold Scaffold	9
GSORSET	GSSI Outrigger	10
GSORWCS	Outrigger w/Caster	10
GSSI/GSSIM	Indoor Scaffolding	9
GSSIMTOWER	GSSIM Tower	9
GSSI - C54P	GSSI Wheels	10
GSSIMOS	Outrigger GSSIM	9
GSWDB	Walkboard	10
GUNSAFEs	Fire Proof Gun Safes	29

H		
HBJ4/8/12	Bottle Jacks	19
HCPEEL	Apple Peeler	48
HDFDOLLY/2	Furniture Dolly	25
HDKIT	Moving Kit	25
HDTFLATB	Garden Cart	36
HDTIREPSET	2 Pc 10 In. Tire Set	25
HDRTRUCKP	600 Lb Hand Truck	25
HGBY150/240	Work Lights	12
HIT125	Flux-Cored Welder	6
HIT140/KIT	MIG Welder	7
HIT70	ARC Welders	6
HNDWRAP/4	Pallet Wrap	26
HS07566	Food Dehydrator	48
HTCARG/MULT	Truck Racks	22
HTCART	Lift Table Cart	26
HTRACKC	Full Size Truck Rack	22
HTVANRK	Multi-Use Van Rack	22

I/K/J/L		
ICM6C	6Q Ice Cream Maker	48
IOCM24	Safety Mirror	36
KAYAKT	Kayak Trolley	39
KBOARD	Kneeling Board	37
KNIFE6	Knife Set	49
JWLRBYG/SF	Jewelry Safe	31
JRACK	Kayak Roof Rack	39
LED20	LED Work Light	12
LEDWL60/160	60 LED Work Light	12
LPHK5	5' Regulator Hose	38

M/N		
MATW150	Torque Wrench	21
MBSAW	Meat Band Saw	46
MCHNWRAP	Machine Wrap	26
MCSSP	Chain Saw Sharpener	34
MEG300	Meat Grinder	45
MEGRIND55/UL	Meat Grinder	45
MHG10/22/32	Meat Grinders	45
MHMIX	Meat Mixer	46
MHPRESSA	Patty Press -	46
MHSS5	Sausage Stuffer	47
MHVSS/7	Sausage Stuffer	47
MINICSS	Chain Saw Sharpener	34
MJG15	Jerky Gun	46
MOTORS	Outboard Motors	33
MOVEKIT	Complete Moving Kit	25
MP2T	Mini Power Puller	35
MPKS10BM	Butcher's Knife Set	47
MPSWEEP	Mag. Pickup Tool	11
MS330/550	Hanging Scales	35
MSLICER/10	Electric Meat Slicer	46
MSWRAP12	Mini Stretch Wrap	26
MT43CC	Mini Cultivator	32
NFTIRE102	No Flat Tire	25

P		
PAPUL	1 Ton Pallet Pullet	26
PBENDSS	Metal Bender	17
PC30/50	Parrallel Cables	5
PDL96	Kayak Paddle	39
POWP4T	4 Ton Power Puller	35
PPSAFE/SFB	Pistol Safe	30
PPWASH20	20 Gal Parts Washer	16
PR532100PK	Camo Rope	24
PRESSs	Shop Press	16
PS07214	4.5" Angle Grinder	15
PS07215	18V Cordless Drill	14
PS07216	3/8" VSR Drill	14
PS07259	4.8V Palm Drill	14
PS07350	29 Pc Drill Bit Set	14
PS07401	7" Polisher & Sander	15
PS07412SET	2 Piece Saw Blade	14
PS07417SET	3 Piece Saw Blade	14
PS07424	Mighty Pro Bowler	36
PS07425	Rotary Tool Set	15
PS07426	12 Pc Rotar Bit Set	15
PS07485	SAE Socket Set	15
PS07499	24 Pc Router Bit Set	15
PS07535	115 Pc Drill Bit Set	14
PSG1Q	Paint Spray Gun	13
PSTACKER	Hydraulic Lifts	26
PSTICK80/KIT	Plasma Stick	6
PWASH20/40	Parts Washer	16
PWASH35	3.5 Gal Parts Washer	16
PWP20/40	Replacement Pump	16

R		
RBSET20/40	Router Bit Sets	15
RBSM	Rubber Boot Scraper	40
RBSMAT/RBTRY	Rubber Boot Trays	40
RDRMT35	Red Rubber Mat	41
RDRMT1334	Red 4 Pc Rubber Mat	41
RIAFM3	3 Piece Interlocking	41
RMAT2014PC	Continuous Mat	41
RMAT23/35	Rubber Mat	41
RMAT3314PK	4 Pc Rubber Mat	41
RSSTEP/12	Rubber Step Covers	40
RTD220	Ratchet Tie Down	24

S		
SA20	Floor Jack	19
SADDLE	LeathercSaddle	49
SB10G/20	Abrasive Blaster	18
SB15/40	Soda Blaster	18
SBC420	Sandblast Cabinet	18
SBC90	Blast Cabinet	18
SBCISHD/KIT	Single Stove w/Hose	38
SBCNNS	Vertical Blast Cabinet	18
SBGARN/GLAS	Abrasive Sand	18
SBTCS	Portable Cooker	38
SCART550/XL	Utility Carts	27
SFSB90	Gravity Fed Blaster	18
SJ1	1 Ton Scissor Jack	19
SGST2PK	Shell Patio Torch	37
SM07251	Classic 8' Windmill	36
SM07364	BBQ Chicken Set	48
SM07492	Meat Tenderizer	46
SM07527	S.S. Sausage Stuffer	47
SM07528	Grinder w/Pulley	45
SM07529	S.S. Meat Grinder	45
SM07597SET	Meat Processing Set	47
SMAT2PK	Rubber Service Mat	49
SMD1500	Snowmobile Dolly	24
SMDOLLY	Snowmobile Dolly	24
SPEAKERH20/B	Waterproof Speakers	39
SPOOLGUN	140 Spool Gun	7
SSBGS	Single Burner Stove	38
SSBuckets	SS Buckets	44
SSDSCALE	S.S. Dial Scale	48
SSDWMS	SS Double Shelf	44
SSPWBS	SS Work Station	42
SSPPK30/36/42	Portable Pet Kennel	49
SSTABLEFD	SS Folding Table	42
SSWT36/48	SS Uptum Edge	42
SSWMEG	Table/Grinder Set	45
SSWFMFD	SS Work Bench	44
SSWSET	S.S. Table & Shelf	45
SSWSHELFS	S.S. Shelves 24 & 36	44
SSWTABLEs	S.S. Tables	43
SSWTWCs	SS Tables w/Casters	43
STL1ABL/GN/PNKBX	Neon Step Stools	12
STL1AW/2/3	Faux Wood Step Stool	12
STL2BX/3TBX	Utility Stools	12
STM9304PK	Rubber Stair Tread	40
SWM35	Scrapper Mat	40

T		
TBM46	Truck Bed Mat	40
THERMNC	Thermometer	11
TIGTORCH	TIG Torch	6
TJ1	Trailer Jack	21
TJ1500	2-In-1 Trailer Jack	21
TOW14	14' Utility Chain	21
TOWERs	Scaffold Towers	8
TOWERINT	Rolling Scaffold	9
TRDOLLY	Trailer Dolly	23
TWPUMP	2" Water Pump	35

U/V/W		
UBSAFE	Under Bed Safe	28
W1000/1400/3500	Winches	21
WALLSAFE	Black Wall Safe	30
WLSFB	Beige Wall Safe	30
WMFW	Folding Work Bench	42



2017
Dropship
BUFFALO 
Assortment
Catalog

