

# SKIL®

CATALOG 2013




**POWER TOOLS AND ACCESSORIES**

# The Innovations That Built America

**1921**

Mechanized Machette "World's First Small Electric Handsaw" is invented by Edmond Michel as a way to improve the speed of harvesting sugar cane.



**1924**

Edmond Michel & Joseph Sullivan founded the "Michel Electric Handsaw Company"




**1928**

The Model E SKILSAW® is developed as the first saw with a die-cast motor housing to reduce weight and increase durability.



**1937**

The Model 77 SKILSAW® is introduced into the market; becoming the benchmark of all portable electric circular saws.



**1943**

SKIL® is awarded the coveted Army/Navy "E" for Excellence in War Production for the Model 2127 pneumatic 12 in. SKILSAW®, which is found in every war zone and within all branches of the service.

**1938**

First pneumatic 12 in. SKILSAW® is produced for special applications.



SKIL® introduces the Model 100 Planer. The SKIL Planer would be trusted and used by surfers all over the world because of its abilities and precision.



**1949**

SKIL® ventures into the consumer (DIY) field with the introduction of a 6 in. SKILSAW® and a 1/4 in. SKIL drill.



**1956**

The Vari-Torque clutch is added on circular saws to help prevent kick-back, providing greater operator protection.

**1959**

The portable Roto Hammer is the first of its kind to have the ability to drill holes in concrete. The Roto Hammer quickly becomes a standard tool in the kit of professionals working around concrete. Because of the greater use of concrete in Europe, the Roto Hammer finds an especially active market overseas.



**1976**

SKIL® invents the first self-contained cordless drill.

**1966**

The Drive-R-Drill, a combination of a power drill and screwdriver featuring adjustable Trigger Speed Control, is introduced to the market.



SKIL® produces its Ten Millionth power tool.



**1985**

The invention of the SKIL® Twist™ Cordless Screwdriver makes it the first in-line battery-powered screwdriver.



**1988**

The SKIL® Top Gun™ is the first cordless 12V Drill/Driver to be offered to the professional market place. It features variable speed reversing, dual gearing ratios, five-position clutch adjustment, industrial quality chuck and detachable energy packs which recharge in 1 hour.



**2005**

SKIL® launches the XShop™ Benchtop System and iXO™ 3.6V lithium ion screwdriver in the U.S. The iXO becomes an instant success with its compact size & long battery life.




**2008**

SKIL® introduces Pressure Control Technology in 1/4 Sheet Sander

**2007**

SKIL® introduces the XBench™ portable workstation.



**2008**

SKIL® releases the Power Cutter™, a lithium ion compact multi-cutting tool.



**2010**

SKIL® creates a new power tool category with the launch of the Flooring Saw. This is the first saw that has the capacity to cut hardwood, laminate and engineered flooring.



**2012**

SKIL® celebrates its 75th Anniversary of the Model 77 Worm Drive SKILSAW® with a limited-edition saw and custom chopper designed and built by Paul Jr Designs.



|                 |          |
|-----------------|----------|
| <b>CORDLESS</b> | <b>4</b> |
| 18V             | 5-6      |
| Bare Tools      | 7-8      |
| Combo Kits      | 9-10     |
| 14.4V           | 11       |
| 12V & Under     | 11-14    |
| Screwdriving    | 15       |

|               |           |
|---------------|-----------|
| <b>CORDED</b> | <b>16</b> |
| Drills        | 17-18     |

|                    |           |
|--------------------|-----------|
| <b>CUTTING</b>     | <b>19</b> |
| SKILSAWS®          | 20-25     |
| Jig Saws           | 26        |
| Reciprocating Saws | 27-28     |
| Oscillating        | 28        |

|                 |           |
|-----------------|-----------|
| <b>GRINDING</b> | <b>29</b> |
| Grinders        | 30        |

|                    |           |
|--------------------|-----------|
| <b>WOODWORKING</b> | <b>31</b> |
| Routers            | 32-33     |
| Router Tables      | 33        |
| Sanders            | 34-35     |
| Planer             | 35        |

|                 |           |
|-----------------|-----------|
| <b>FLOORING</b> | <b>36</b> |
| Flooring Saw    | 37        |
| Tile Saws       | 38        |

In 1924, the first Model E portable electric handsaw was invented by Edmond Michel, a co-founder of what later became known as SKIL Corporation. The introduction of the Model 77 SKILSAW® in 1937 became a benchmark of portable electric circular saws and continues to be, even today. Since then, SKIL has become one of the most recognized and powerful brands in the power tool industry. From circular saws and jig saws to sanders and drills, SKIL power tools are engineered to deliver the high-performance and durability that today's growing population of Do-It-Yourselfers demand.

**For project ideas and tips: [www.skiltools.com](http://www.skiltools.com)**

**Follow us on...**



|                   |           |
|-------------------|-----------|
| <b>BENCHTOP</b>   | <b>39</b> |
| Miter Saws        | 40-41     |
| Table Saws        | 42        |
| Band Saw          | 42        |
| Bench Grinder     | 43        |
| Belt/ Disc Sander | 43        |
| Scroll Saw        | 43        |
| Drill Press       | 44        |
| Miter Saw Stand   | 44        |

|                               |              |
|-------------------------------|--------------|
| <b>LEVELING AND ALIGNMENT</b> | <b>45-46</b> |
|-------------------------------|--------------|

|                          |           |
|--------------------------|-----------|
| <b>ACCESSORIES</b>       | <b>47</b> |
| Batteries/Chargers       | 48        |
| Circular Saw Blades      | 49-50     |
| Flooring Saw Blades      | 37, 50    |
| Drilling/Driving         | 51-53     |
| Jig Saw Blades           | 54        |
| Reciprocating Saw Blades | 55        |
| Hole Saws                | 55        |
| Sanding                  | 56        |
| Scroll & Band Saw Blades | 56        |
| Router Bits              | 57-58     |
| Abrasives                | 59        |



**1-877-SKIL-999**

©2013 ROBERT BOSCH TOOL CORPORATION. ALL RIGHTS RESERVED. SKIL® AND SKILSAW® ARE REGISTERED TRADEMARKS OF THE ROBERT BOSCH TOOL CORPORATION.

**SKIL**



**CORDLESS**



# DRILLS THAT DRIVE PROJECT SUCCESS

## 2898LI-02\* 18V 1/2 in. 2-Speed Drill/Driver

### Features

- **Select System™**  
Lithium Ion and Ni-Cd battery compatible
- **Powerful 2-Speed Gearbox**  
For high speed drilling and high torque applications
- **All Metal Geartrain** Delivers 400 in.-lbs. of torque
- **20+1 Position Clutch**  
For precise drilling and driving
- **1/2 in. Keyless Chuck**  
For fast and easy bit changes
- **On-Tool Bit Storage** Conveniently stores bits
- **Side-Assist Handle** For more control
- **Lithium Ion Power**  
Holds a charge up to 18 months, ready to use when you need it

### Specifications

|                 |                 |
|-----------------|-----------------|
| Voltage         | 18V             |
| No Load RPM/Min | 0-450/0-1,400   |
| Chuck Size      | 1/2 in. Keyless |
| Weight (lbs.)   | 8.0             |

### Includes

|                  |           |
|------------------|-----------|
| Battery          | SB18B-LI  |
| Charger*         | SC118B-LI |
| Double-Ended Bit | N/A       |
| Carrying Bag     | N/A       |

\*-04 version includes: 2 Batteries



## 2888-03\* 18V 1/2 in. 2-Speed Drill/Driver

### Features

- **Select System™**  
Lithium Ion and Ni-Cd battery compatible
- **Powerful 2-Speed Gearbox**  
For high speed drilling and high torque applications
- **25+1 Position Clutch**  
For precise drilling and driving
- **Variable Speed Trigger**  
Lets you control drilling speed when precision matters most
- **1/2 in. Keyless Chuck**  
For fast and easy bit changes
- **On-Tool Bit Storage** Conveniently stores bits
- **2 Batteries Included** Delivers double the run time

### Specifications

|                 |                 |
|-----------------|-----------------|
| Voltage         | 18V             |
| No Load RPM/Min | 0-400/0-1,250   |
| Chuck Size      | 1/2 in. Keyless |
| Weight (lbs.)   | 11.4            |

### Includes

|                  |       |
|------------------|-------|
| 2 Batteries      | SB18A |
| Charger          | SC118 |
| Double-Ended Bit | N/A   |
| Carrying Bag     | N/A   |

\*-02 version also includes:  
2897 Pivoting Head Flashlight



### 2860-03\* 18V 3/8 in. Drill/Driver

#### Features

- **Select System™**  
Lithium Ion and Ni-Cd battery compatible
- **15+1 Position Clutch**  
For precise drilling and driving
- **Variable Speed Trigger**  
Lets you control drilling speed when precision matters most
- **3/8 in. Keyless Chuck**  
For fast and easy bit changes
- **On-Tool Bit Storage**  
Conveniently stores bits
- **Soft-Grip Handle**  
For improved comfort and control of the tool

#### Specifications

|                 |                 |
|-----------------|-----------------|
| Voltage         | 18V             |
| No Load RPM/Min | 0-700           |
| Chuck Size      | 3/8 in. Keyless |
| Weight (lbs.)   | 8.0             |

#### Includes

|                  |        |
|------------------|--------|
| Battery          | SB18C  |
| Charger          | SC118C |
| Double-Ended Bit | N/A    |
| Carrying Bag     | N/A    |

\*01 version: Does not include bag

\*02 versions also includes:  
2897 Pivoting Head Flashlight



**SELECT 18V SYSTEM™**

Carrying Bag  
Included

### 2260-01\* 18V 3/8 in. Drill/Driver

#### Features

- **15+1 Position Clutch**  
For precise drilling and driving
- **Variable Speed Trigger**  
Lets you control drilling speed when precision matters most
- **3/8 in. Keyless Chuck**  
For fast and easy bit changes
- **On-Tool Bit Storage**  
Conveniently stores bits
- **Soft-Grip Handle**  
For improved comfort and control of the tool

#### Specifications

|                 |                 |
|-----------------|-----------------|
| Voltage         | 18V             |
| No Load RPM/Min | 0-700           |
| Chuck Size      | 3/8 in. Keyless |
| Weight (lbs.)   | 7.4             |

#### Includes

|                  |        |
|------------------|--------|
| Battery          | 180BAT |
| Charger          | SC7218 |
| Double-Ended Bit | N/A    |
| Carrying Bag     | N/A    |

\*02 version includes: 2 Batteries



Carrying Bag  
Included



**SKIL'S CORDLESS DRILLS** COMBINE TRUE VERSATILITY AND CONVENIENCE FOR LIGHTWEIGHT REPAIRS OR SERIOUS HOME IMPROVEMENT.



## SELECT

1. Your Tool
2. Your Power –  
Li-ion/Ni-Cd

## EXPAND

3. Your System  
Compatible with all  
SKIL Select System  
18V Tools & Batteries

## 9352 18V Reciprocating Saw

### Features

- **20% Faster Cuts in Turbo Mode**
- **Quick-Release Tool-Less Blade Change**  
For fast and easy blade changes
- **On-Tool Blade Storage**

### Specifications

|                    |         |
|--------------------|---------|
| Voltage            | 18V     |
| No Load SPM/Min    | 0-2,800 |
| Blade Stroke (in.) | 7/8     |
| Weight (lbs.)      | 5.0     |

### Includes

2 Blades



**SELECT 18v SYSTEM**  
**COMPATIBLE™**

## 7305 18V Sander

### Features

- **3-Position Delta Pad**  
Extends the performance life of the pad
- **Dust-Sealed Switch**  
For long tool life
- **Soft-Grip**  
For user comfort

### Specifications

|                 |        |
|-----------------|--------|
| Voltage         | 18V    |
| No Load RPM/Min | 12,000 |
| Weight (lbs.)   | 2.6    |

### Includes

5 pcs. of Sandpaper



**SELECT 18v SYSTEM**  
**COMPATIBLE™**

### 5995 18V 5-3/8 in. Circular Saw

#### Features

- **Cross-Cut and Rip 2X Material with Ease**
- **0-50 Degree Bevel**  
For a wide range of cuts
- **Anti-Snag Lower Guard**  
Reduces snags when making narrow cutoffs

#### Specifications

|                              |        |
|------------------------------|--------|
| Voltage                      | 18V    |
| No Load RPM/Min              | 4,200  |
| Depth of Cut (in.)<br>at -0° | 1-9/16 |
| Blade Diameter (in.)         | 5-3/8  |
| Weight (lbs.)                | 6.5    |

#### Includes

5-3/8 in. 18-Tooth Carbide-Tipped  
Circular Saw Blade 73518



**SELECT 18V SYSTEM  
COMPATIBLE™**

### 4570 18V Jig Saw

#### Features

- **4 Orbital Modes**  
Optimizes cutting performance for different types of materials
- **Integrated Work Light**  
Provides better visibility in dark areas
- **Quick-Release Tool-Less Blade Change**  
For fast and easy blade changes
- **On-Tool Blade Storage**

#### Specifications

|                    |         |
|--------------------|---------|
| Voltage            | 18V     |
| No Load SPM/Min    | 0-2,100 |
| Blade Stroke (in.) | 3/8     |
| Weight (lbs.)      | 4.3     |

#### Includes

Woodcutting Blade



**SELECT 18V SYSTEM  
COMPATIBLE™**

### 2987 18V Flashlight

#### Features

- **Pivoting Head to Direct Light**
- **Soft-Grip**  
For user comfort

#### Specifications

|               |     |
|---------------|-----|
| Voltage       | 18V |
| Weight (lbs.) | .9  |



**SELECT 18V SYSTEM  
COMPATIBLE™**

### 2810 18V Vacuum

#### Features

- **Quick-Release Canister**  
For easy disposal of dust and debris
- **3 Additional Accessories**  
Brush, crevice and squeegee
- **Cordless Power**  
Take vacuum anywhere

#### Specifications

|               |     |
|---------------|-----|
| Voltage       | 18V |
| Weight (lbs.) | 2.7 |

#### Includes

Brush Accessory  
Crevice Tool  
Squeegee Accessory





**SKIL COMBO KITS OFFER THE PERFECT SET OF TOOLS FOR VARIOUS HOME IMPROVEMENT PROJECTS.**

**FROM ASSEMBLY TO DEMOLITION TO REPAIRS – THERE'S A SKIL COMBO KIT THAT'S RIGHT FOR YOU.**



**2898LI-20** 18V Lithium Ion 4-Tool Combo Kit

**Features**

- **Select System™**  
Lithium Ion and Ni-Cd battery compatible
- **1/2 in. 2-Speed Drill/Driver**  
All Metal Geartrain – Delivers 400 in.-lbs. of torque  
20+1 Position Clutch – For precise drilling and driving  
1/2 in. Keyless Chuck – For fast and easy bit changes
- **5-3/8 in. Cordless Circular Saw**  
0-50 Degree Bevel – For a wide range of cuts  
Anti-Snag Lower Guard – Reduces snags when making narrow cutoffs
- **Orbital Action Reciprocating Saw**  
20% Faster Cuts in Turbo Mode  
Quick-Release Tool-Less Blade Change – For fast and easy blade changes  
On-Tool Blade Storage
- **Pivoting-Head Flashlight**  
Directs light where you need it
- **Lithium Ion Power**  
Holds a charge up to 18 months, ready to use when you need it

**Specifications**

|                           |                 |
|---------------------------|-----------------|
| Voltage                   | 18V             |
| <b>Drill/Driver</b>       |                 |
| No Load RPM/Min           | 0-450/0-1,400   |
| Chuck Size                | 1/2 in. Keyless |
| <b>Circular Saw</b>       |                 |
| No Load RPM/Min           | 4,200           |
| Depth of Cut (in.) at -0° | 1-9/16          |
| Blade Diameter (in.)      | 5-3/8           |
| <b>Reciprocating Saw</b>  |                 |
| No Load SPM/Min           | 2,800           |
| Blade Stroke (in.)        | 7/8             |

**Includes**

|  |           |
|--|-----------|
| 2 Batteries  | SB18-LI   |
| 2 Reciprocating Saw Blades                           | N/A       |
| 5-3/8 in. 18-Tooth Carbide-Tipped Circular Saw Blade | 73518     |
| Double-Ended Bit                                     | N/A       |
| Charger  | SC118B-LI |
| Carrying Bag   | N/A       |



**LITHIUM**  
**SELECT 18V SYSTEM™**



Carrying Bag Included

**2888-11** 18V 4-Tool Combo Kit

**Features**

- **Select System™**  
Lithium Ion and Ni-Cd battery compatible
- **1/2 in. 2-Speed Drill/Driver**  
Powerful 2-Speed Gearbox – High speed drilling and high torque applications  
25+1 Position Clutch – For precise drilling and driving  
Variable Speed Trigger – Controls drilling speed when precision matters
- **5-3/8 in. Cordless Circular Saw**  
0-50 Degree Bevel – For a wide range of cuts  
Anti-Snag Lower Guard – Reduces snags when making narrow cutoffs
- **Multi-Finishing Sander**  
3-Position Delta Pad – Extends the performance life of the pad  
Dust-Sealed Switch – For long tool life  
Soft-Grip – For user comfort
- **Pivoting-Head Flashlight**  
Directs light where you need it

**Specifications**

|                           |                 |
|---------------------------|-----------------|
| Voltage                   | 18V             |
| <b>Drill/Driver</b>       |                 |
| No Load RPM/Min           | 0-400/0-1,250   |
| Chuck Size                | 1/2 in. Keyless |
| <b>Circular Saw</b>       |                 |
| No Load RPM/Min           | 4,200           |
| Depth of Cut (in.) at -0° | 1-9/16          |
| Blade Diameter (in.)      | 5-3/8           |
| <b>Sander</b>             |                 |
| No Load OPM/Min           | 12,000          |

**Includes**

|  |        |
|--|--------|
| 2 Batteries  | SB18A  |
| 5 Sandpaper Pads                                     | N/A    |
| 5-3/8 in. 18-Tooth Carbide-Tipped Circular Saw Blade | 73518  |
| Double-Ended Bit                                     | N/A    |
| Charger  | SC118B |
| Carrying Bag   | N/A    |



**SELECT 18V SYSTEM™**



Carrying Bag Included



### 2888-10 18V 4-Tool Combo Kit

#### Features

- **Select System™**  
Lithium Ion and Ni-Cd battery compatible
- **1/2 in. 2-Speed Drill/Driver**  
Powerful 2-Speed Gearbox – High speed drilling and high torque applications  
25+1 Position Clutch – For precise drilling and driving  
Variable Speed Trigger – Controls drilling speed when precision matters
- **5-3/8 in. Cordless Circular Saw**  
0-50 Degree Bevel – For a wide range of cuts  
Anti-Snag Lower Guard – Reduces snags when making narrow cutoffs
- **Orbital Action Reciprocating Saw**  
20% Faster Cuts in Turbo Mode  
Quick-Release Tool-Less Blade Change – For fast and easy blade changes  
On-Tool Blade Storage
- **18V Pivoting-Head Flashlight**  
Directs light where you need it

#### Specifications

|                           |                 |
|---------------------------|-----------------|
| Voltage                   | 18V             |
| <b>Drill/Driver</b>       |                 |
| No Load RPM/Min           | 0-400/0-1,250   |
| Chuck Size                | 1/2 in. Keyless |
| <b>Circular Saw</b>       |                 |
| No Load RPM/Min           | 4,200           |
| Depth of Cut (in.) at -0° | 1-9/16          |
| Blade Diameter (in.)      | 5-3/8           |
| <b>Reciprocating Saw</b>  |                 |
| No Load SPM/Min           | 2,800           |
| Blade Stroke (in.)        | 7/8             |

#### Includes

|  |        |
|--|--------|
| 2 Batteries  | SB18A  |
| Recip Blade  | N/A    |
| Fast Cutting Wood Recip Blade                        | N/A    |
| Metal Cutting Recip Blade                            | N/A    |
| 5-3/8 in. 18-Tooth Carbide-Tipped Circular Saw Blade | 73518  |
| Double-Ended Bit                                     | N/A    |
| Charger  | SC118B |
| Carrying Bag   | N/A    |



**SELECT 18V SYSTEM™**



Carrying Bag Included

### 2860-10 18V 2-Tool Combo Kit

#### Features

- **Select System™**  
Lithium Ion and Ni-Cd battery compatible
- **3/8 in. Drill/Driver**  
15+1 Position Clutch – For precise drilling and driving  
Variable Speed Trigger – Controls drilling speed when precision matters  
3/8 in. Keyless Chuck – For fast and easy bit changes
- **5-3/8 in. Cordless Circular Saw**  
0-50 Degree Bevel – For a wide range of cuts  
Anti-Snag Lower Guard – Reduces snags when making narrow cutoffs

#### Specifications

|                           |                 |
|---------------------------|-----------------|
| Voltage                   | 18V             |
| <b>Drill/Driver</b>       |                 |
| No Load RPM/Min           | 700             |
| Chuck Size                | 3/8 in. Keyless |
| <b>Circular Saw</b>       |                 |
| No Load RPM/Min           | 4,200           |
| Depth of Cut (in.) at -0° | 1-9/16          |
| Blade Diameter (in.)      | 5-3/8           |

#### Includes

|  |        |
|--|--------|
| Battery  | SB18C  |
| Charger  | SC118B |
| Double-Ended Bit                                     | N/A    |
| 5-3/8 in. 18-Tooth Carbide-Tipped Circular Saw Blade | 73518  |



**SELECT 18V SYSTEM™**

# PLENTY OF POWER WITHOUT ALL THE WEIGHT.

**SKIL compact drills have all the power and features needed to complete a variety of tasks without the added weight of a larger drill.**



## **2250-01\*** 14.4V 3/8 in. Drill/Driver

### Features

- **15+1 Position Clutch**  
For precise drilling and driving
- **Variable Speed Trigger**  
Lets you control drilling speed when precision matters most
- **3/8 in. Keyless Chuck**  
For fast and easy bit changes
- **On-Tool Bit Storage**  
Conveniently stores bits
- **Soft-Grip Handle**  
For improved comfort and control of the tool

### Specifications

|                 |                 |
|-----------------|-----------------|
| Voltage         | 14.4V           |
| No Load RPM/Min | 0-700           |
| Chuck Size      | 3/8 in. Keyless |
| Weight (lbs.)   | 5.6             |

### Includes

|                  |        |
|------------------|--------|
| Battery          | 144BAT |
| Double-Ended Bit | N/A    |
| Charger          | SC7218 |
| Carrying Bag     | N/A    |

\*.02 version includes: 2 Batteries



Carrying Bag Included

## **2415-01\*** 12V Max 3/8 in. 2-Speed Drill/Driver

### Features

- **Ultra Compact and Lightweight Design**  
For less user fatigue
- **2-Speed Gearbox**  
High speed drilling and high torque applications
- **3/8 in. Keyless Chuck**  
For fast and easy bit changes
- **Lithium Ion Power**  
Holds a charge up to 18 months, ready to use when you need it

### Specifications

|                 |                 |
|-----------------|-----------------|
| Voltage         | 12V Max         |
| No Load RPM/Min | 0-400/0-1,400   |
| Chuck Size      | 3/8 in. Keyless |
| Weight (lbs.)   | 3.8             |

### Includes

|                  |          |
|------------------|----------|
| 2 Batteries      | SB12A-LI |
| Double-Ended Bit | N/A      |
| Charger          | SC12A-LI |
| Carrying Bag     | N/A      |

\*.02 version includes: 2 Batteries



Carrying Bag Included

### 2414-02 12V Max 3/8 in. 2-Speed Drill/Driver

#### Features

- **2-Speed Gearbox**  
High speed drilling and high torque applications
- **15+1 Position Clutch**  
For precise drilling and driving
- **3/8 in. Keyless Chuck**  
For fast and easy bit changes
- **Battery Fuel Gauge**  
Indicates when battery needs to be charged
- **2 Batteries Included**  
Delivers double the run time
- **Lightweight Design**  
For less user fatigue
- **Lithium Ion Power**  
Holds a charge up to 18 months, ready to use when you need it

#### Specifications

|                 |                 |
|-----------------|-----------------|
| Voltage         | 12V Max         |
| No Load RPM/Min | 0-400/0-1,500   |
| Chuck Size      | 3/8 in. Keyless |
| Weight (lbs.)   | 4.7             |

#### Includes

|                  |          |
|------------------|----------|
| 2 Batteries      | SB12A-LI |
| Double-Ended Bit | N/A      |
| Charger          | SC12A-LI |
| Carrying Bag     | N/A      |



**LITHIUM**

Carrying Bag Included

### 2412-01 12V Max 3/8 in. Variable Speed Drill/Driver

#### Features

- **Variable Speed Trigger**  
Lets you control drilling speed when precision matters most
- **15+1 Position Clutch**  
For precise drilling and driving
- **3/8 in. Keyless Chuck**  
For fast and easy bit changes
- **Forward/Reverse Indicators**  
Lets you know drilling direction
- **Lightweight Design** For less user fatigue
- **Lithium Ion Power**  
Holds a charge up to 18 months, ready to use when you need it

#### Specifications

|                 |                 |
|-----------------|-----------------|
| Voltage         | 12V Max         |
| No Load RPM/Min | 0-650           |
| Chuck Size      | 3/8 in. Keyless |
| Weight (lbs.)   | 3.7             |

#### Includes

|                  |          |
|------------------|----------|
| Battery          | SB12A-LI |
| Double-Ended Bit | N/A      |
| Charger          | SC12A-LI |



**LITHIUM**



**2240-01\*** 12V 3/8 in. Drill/Driver

**Features**

- **15+1 Position Clutch**  
For precise drilling and driving
- **Variable Speed Trigger**  
Lets you control drilling speed when precision matters most
- **3/8 in. Keyless Chuck**  
For fast and easy bit changes
- **On-Tool Bit Storage**  
Conveniently stores bits
- **Soft-Grip Handle**  
For improved comfort and control of the tool

**Specifications**

|                 |                 |
|-----------------|-----------------|
| Voltage         | 12V             |
| No Load RPM/Min | 0-700           |
| Chuck Size      | 3/8 in. Keyless |
| Weight (lbs.)   | 5.5             |

**Includes**

|                  |        |
|------------------|--------|
| Battery          | 120BAT |
| Double-Ended Bit | N/A    |
| Charger          | SC7218 |
| Carrying Bag     | N/A    |

\*.02 version includes: 2 Batteries



Carrying Bag Included

**2356-01** 4V Max Screwdriver

**Features**

- **12 Commonly-Used Integrated Bits**  
Provides you with the right bit at hand
- **Illuminated LED Window**  
Conveniently displays which bit is selected for use
- **Unique Micro-USB Charging**  
Frees up space on your standard outlet
- **Lithium-Ion Power**  
Holds charge up to 18 months, ready to use when you need it
- **Battery Fuel Gauge**  
Indicates when battery needs to be charged
- **Forward/Reverse Indicators**  
Lets you know driving direction

**Specifications**

|                 |                              |
|-----------------|------------------------------|
| Voltage         | 4V Max                       |
| No Load RPM/Min | 210                          |
| Chuck Size      | 1/4 in. Hex                  |
| Weight (lbs.)   | 1.2 lbs. with 12 bits stored |

**Includes**

|                          |     |
|--------------------------|-----|
| 12 Bits(mounted in tool) | N/A |
| Micro-USB Cable          | N/A |
| Micro-USB Charger        | N/A |



**THE RIGHT BIT AT THE RIGHT TIME. EVERY TIME.™**





### 2352-02 3.6V Power Cutter™

#### Features

- **Cuts through hundreds of materials, up to 1/4 in. thick, including:**
  - Carpet
  - Plastic Packaging
  - Fabric and Leather
  - Vinyl Flooring
  - Paper and Cardboard
  - Gift Wrap
- **Auto Sharp Blade Design**  
Keeps blade sharp
- **Battery Fuel Gauge**  
Indicates when battery needs to be charged
- **Lightweight Design**  
For less user fatigue
- **Lithium Ion Power**  
Holds a charge up to 18 months, ready to use when you need it

#### Specifications

|               |                |
|---------------|----------------|
| Voltage       | 3.6V           |
| Weight (lbs.) | Less than 1lb. |

#### Includes

|               |     |
|---------------|-----|
| Cutting Blade | N/A |
| Charger       | N/A |

**POWER CUTTER™**



### SDC01 Dust Collector™

#### Features

- **Vacuum-Sealed Wall Mount**  
Does not damage wall and holds securely
- **Internal Brushes**  
Cleans drill bit and contains dust while drilling
- **Clear-View Dust Box**  
Allows user to see when container is full for emptying
- **Cordless Power**  
Runs on standard AA batteries for convenience
- **42 Piece Wall Anchor Kit Included**  
(2) drill bits, (20) drywall anchors and (20) screws

#### Includes

|                                  |     |
|----------------------------------|-----|
| (2) AA Batteries                 | N/A |
| (1) Protective Storage Cover     | N/A |
| 42 pc. Wall Anchor Kit:          | N/A |
| (1) 5/16 in. Drill Bit,          |     |
| (1) 1/4 in. Drill Bit,           |     |
| (10) 6mm Plastic Wall Anchors,   |     |
| (10) 8mm Plastic Wall Anchors,   |     |
| (10) #8-10 Phillips Head Screws, |     |
| (10) #10-12 Phillips Head Screws |     |

**DUST COLLECTOR™**



**SET IT!**



**DRILL IT!**



**EMPTY IT!**





**iXo™**

**LIFE. MADE EASIER.™**

Little projects and fixes are a part of life. Like them or not... we can all agree they should be easier. With the SKIL iXo, you can complete minor home improvements and fix-its with a lightweight, compact tool. No wonder everyone needs an iXo!

**2354-01** 4V Max Palm-Sized Screwdriver

**Features**

- **Innovative Attachment System**
- **Battery Fuel Gauge**  
Indicates when battery needs to be charged
- **Forward/Reverse Indicators**  
Lets you know drilling direction
- **LED Worklight** Helps illuminate hard-to-see areas
- **Lightweight Design** For less user fatigue
- **Lithium Ion Power**  
Holds a charge up to 18 months, ready to use when you need it

**Specifications**

|                 |             |
|-----------------|-------------|
| Voltage         | 4V Max      |
| No Load RPM/Min | 200         |
| Chuck Size      | 1/4 in. Hex |
| Weight          | 11 oz.      |

**Includes**

|               |     |
|---------------|-----|
| 5 pc. Bit Set | N/A |
| Charger       | N/A |
| Carrying Bag  | N/A |



**iXo™**  
**LITHIUM**



Carrying Bag Included



**2354-02\*** 4V Max Palm-Sized Screwdriver

**Features**

- **Innovative Attachment System**
- **Right Angle Attachment**  
Perfect for tight, cramped spaces
- **Battery Fuel Gauge**  
Indicates when battery needs to be charged
- **Forward/Reverse Indicators**  
Lets you know drilling direction
- **LED Worklight** Helps illuminate hard-to-see areas
- **Lightweight Design** For less user fatigue
- **Lithium Ion Power**  
Holds a charge up to 18 months, ready to use when you need it

**Specifications**

|                 |             |
|-----------------|-------------|
| Voltage         | 4V Max      |
| No Load RPM/Min | 200         |
| Chuck Size      | 1/4 in. Hex |
| Weight          | 11 oz.      |

**Includes**

|                        |     |
|------------------------|-----|
| Right Angle Attachment | N/A |
| 10 pc. Bit Set         | N/A |
| Charger                | N/A |
| Carrying Bag           | N/A |

\*.03 Version Includes:  
Offset Attachment – Ideal for awkward spaces



**iXo™**  
**LITHIUM**



Carrying Bag Included



**2354-05** 4V Max Palm-Sized Screwdriver

**Features**

- **Innovative Attachment System**
- **Cutter Attachment**  
Added versatility for various cutting applications
- **Battery Fuel Gauge**  
Indicates when battery needs to be charged
- **Forward/Reverse Indicators**  
Lets you know drilling direction
- **LED Worklight** Helps illuminate hard-to-see areas
- **Lightweight Design** For less user fatigue
- **Lithium Ion Power**  
Holds a charge up to 18 months, ready to use when you need it

**Specifications**

|                 |             |
|-----------------|-------------|
| Voltage         | 4V Max      |
| No Load RPM/Min | 200         |
| Chuck Size      | 1/4 in. Hex |
| Weight          | 11 oz.      |

**Includes**

|                   |     |
|-------------------|-----|
| Cutter Attachment | N/A |
| 5 pc. Bit Set     | N/A |
| Charger           | N/A |



**iXo™**  
**LITHIUM**





# CORDED DRILLS





**DURABLE.  
POWERFUL.  
OUR DRILLS  
CAN TAKE IT  
AND DISH IT OUT**

**6445-02** 1/2 in. Hammer Drill

**Features**

- **High Torque 7.0 Amp Motor**  
For demanding applications
- **1/2 in. Heavy-Duty Chuck**  
For drill bit holding power
- **Sure-Lock Side Assist Handle**  
For improved safety and accuracy
- **2-Finger Variable Speed Trigger**  
For increased control
- **Lock-On Button**  
For extended drilling
- **Soft-Grip Handle**  
For added comfort

**Specifications**

|                 |        |
|-----------------|--------|
| Rating          | 120V   |
| Amperage        | 7.0    |
| No Load RPM/Min | 3,000  |
| No Load BPM/Min | 51,000 |
| Weight (lbs.)   | 5.3    |

**Includes**

|                    |            |
|--------------------|------------|
| Side-Assist Handle | 1619P05488 |
| Depth Rod          | 1619P05493 |
| Chuck Key          | 1619P05481 |



**SLUGGER**®



### 6335-01 1/2 in. Drill

#### Features

- **High Torque 7.0 Amp Motor**  
For demanding applications
- **1/2 in. Heavy-Duty Chuck**  
For drill bit holding power
- **Sure-Lock Side Assist Handle**  
For improved safety and accuracy
- **Variable Speed Trigger**  
For increased control
- **Built-In Level**  
For precise horizontal and vertical drilling
- **Lock-On Button**  
For extended drilling

#### Specifications

|                 |       |
|-----------------|-------|
| Rating          | 120V  |
| Amperage        | 7.0   |
| No Load RPM/Min | 0-950 |
| Weight (lbs.)   | 5.2   |

#### Includes

|                    |            |
|--------------------|------------|
| Side-Assist Handle | 1619P05488 |
| Chuck Key          | 1619P05481 |



### 6277-02 3/8 in. Variable Speed Drill

#### Features

- **Keyless Chuck**  
For quick and easy bit changes
- **Variable Speed Trigger**  
For increased control
- **Built-In Level**  
For precise horizontal and vertical drilling
- **Lock-On Button**  
For extended drilling
- **Compact Two-Handed Design with Soft-Grip**

#### Specifications

|                 |         |
|-----------------|---------|
| Rating          | 120V    |
| Amperage        | 6.5     |
| No Load RPM/Min | 0-2,000 |
| Weight (lbs.)   | 3.7     |

#### Includes

|              |            |
|--------------|------------|
| Carrying Bag | 1619X04116 |
|--------------|------------|



Carrying Bag  
Included

### 6238-02 3/8 in. Variable Speed Drill

#### Features

- **4.5 Amp Motor**  
For general purpose drilling
- **Mid-Grip Design**  
For balance and control
- **Keyless Chuck**  
For quick and easy bit changes
- **2-Finger Variable Speed Trigger**  
Easily go from low to high speeds

#### Specifications

|                 |         |
|-----------------|---------|
| Voltage         | 120V    |
| Amperage        | 4.5     |
| No Load RPM/Min | 0-2,600 |
| Weight (lbs.)   | 3.4     |

#### Includes

|              |            |
|--------------|------------|
| Carrying Bag | 6035970758 |
|--------------|------------|



Carrying Bag  
Included



# CUTTING

# BUILDING AMERICA FOR OVER 85 YEARS!

SKIL products are designed to meet the needs of a demanding market and are manufactured with the commitment to quality and value established with our SKILSAW® circular saw. Every product of the growing line of SKIL tools and accessories is the result of extensive end-user research, consumer input, computer-assisted design and rigorous testing, both in our laboratories and in the field.

The SKIL Vision From 1927

*"We offer to the trade a product proven in the hands of users, not down to a price but up to a standard of quality in design, material and workmanship."*



## THE WORLD'S LIGHTEST WORM DRIVE SAW

**4 LBS LIGHTER!**\*

THE LEGEND. REBORN.  
MORE MAG, LESS WEIGHT.



### MAG77LT\* 7-1/4 in. Magnesium Worm Drive SKILSAW®

#### Features

- **4 lbs. Lighter than SKIL SHD77**  
Reduces user fatigue for less down time
- **Cut-Ready™ Depth of Cut System**  
Helps with quick, accurate depth measurements
- **53° Bevel Adjust with Positive Stop at 45°**  
For a wider variety of cuts
- **Multi-Function Wrench Stored in Foot**  
Variety of uses for convenience on the jobsite
- **Durable Magnesium Foot**  
Designed to endure jobsite abuse
- **Anti-Snag Lower Guard**  
Reduces snags when making narrow cut-offs
- **Oil-Lubricated Worm Drive Gears**  
Ultimate durability and long saw life in addition to quiet running
- **Saw Hook**  
Provides safe rafter placement

#### Specifications

|                                 |                |
|---------------------------------|----------------|
| Rating                          | 120V/AC-DC     |
| Horsepower (max motor)          | n/a            |
| Amperage                        | 15             |
| No Load RPM/Min                 | 5,300          |
| Blade Diameter (in.)            | 7-1/4          |
| Arbor Size                      | 13/16" Diamond |
| Depth of Cut (in.)              |                |
| at 90°                          | 2-3/8          |
| at 51°                          | 1-11/16        |
| at 45°                          | 1-15/16        |
| Cord Length (ft.)               | 8              |
| Weight with blade & cord (lbs.) | 13.2           |

#### Includes

|                        |            |
|------------------------|------------|
| 24-Tooth Carbide Blade | 76924      |
| Multi-Function Wrench  | 1619X04755 |

#### Optional Equipment

|            |       |
|------------|-------|
| Rip Fence  | 13896 |
| Slick Foot | 95103 |

\*.72 version includes: twist-lock plug



**MAG77LT**



**PROVEN DURABILITY AND PERFORMANCE**

Historical image above does not depict best practices for safe operation of a circular saw. Current SKIL circular saws include various features for safe operation. Review the Operating Manual for safety before using the saw.

## SHD77M\* 7-1/4 in. Magnesium Worm Drive SKILSAW®

### Features

- **2 lbs. Lighter\***  
For less user fatigue
- **51° Bevel Adjust with Positive Stop at 45°**  
For a wider variety of cuts
- **"Impact-Resistant" Carbide Blade**  
Able to withstand challenging cuts
- **Die-Cast Housings**  
Provides ultimate durability and longer saw life
- **Durable Aluminum Foot**  
Endures jobsite abuse
- **Anti-Snag Lower Guard**  
Reduces snags when making narrow cut-offs
- **Worm Drive Gears**  
Last 5X longer than hypoid gears
- **Two-Position Saw Hook**  
Ensures safe rafter placement

\*Than SKIL SHD77

### Specifications

|                                 |                |
|---------------------------------|----------------|
| Rating                          | 120V/AC-DC     |
| Horsepower (max motor)          | n/a            |
| Amperage                        | 15             |
| No Load RPM/Min                 | 4,600          |
| Blade Diameter (in.)            | 7-1/4          |
| Arbor Size                      | 13/16" Diamond |
| Depth of Cut (in.)              |                |
| at 90°                          | 2-3/8          |
| at 51°                          | 1-11/16        |
| at 45°                          | 1-15/16        |
| Weight with blade & cord (lbs.) | 15.3           |

### Includes

|                        |            |
|------------------------|------------|
| 24-Tooth Carbide Blade | 76924      |
| Blade Wrench           | 1619X01144 |

### Optional Equipment

|            |       |
|------------|-------|
| Rip Fence  | 13896 |
| Slick Foot | 95103 |

\*.72 version includes: twist-lock plug



**MAG  
77™**  
MAGNESIUM  
CONSTRUCTION

## SHD77\* 7-1/4 in. Worm Drive SKILSAW®

### Features

- **51° Bevel Adjust with Positive Stop at 45°**  
For a wider variety of cuts
- **"Impact-Resistant" Carbide Blade**  
Able to withstand challenging cuts
- **Die-Cast Housings**  
Provides ultimate durability and longer saw life
- **Durable Steel Foot**  
Endures jobsite abuse
- **Anti-Snag Lower Guard**  
Reduces snags when making narrow cut-offs
- **Worm Drive Gears**  
Last 5X longer than hypoid gears
- **Two-Position Saw Hook**  
Ensures safe rafter placement

### Specifications

|                                 |                |
|---------------------------------|----------------|
| Rating                          | 120V/AC-DC     |
| Horsepower (max motor)          | n/a            |
| Amperage                        | 15             |
| No Load RPM/Min                 | 4,600          |
| Blade Diameter (in.)            | 7-1/4          |
| Arbor Size                      | 13/16" Diamond |
| Depth of Cut (in.)              |                |
| at 90°                          | 2-3/8          |
| at 51°                          | 1-11/16        |
| at 45°                          | 1-15/16        |
| Weight with blade & cord (lbs.) | 17.3           |

### Includes

|                        |            |
|------------------------|------------|
| 24-Tooth Carbide Blade | 76924      |
| Blade Wrench           | 1619X01144 |

### Optional Equipment

|            |       |
|------------|-------|
| Rip Fence  | 13896 |
| Slick Foot | 95103 |

\*.72 version includes: twist-lock plug



## HD5860 8-1/4 in. Worm Drive SKILSAW®

### Features

- **Exclusive 60° Bevel**  
Cuts 2X material with ease
- **Worm Drive Gears**  
Last 5X longer than hypoid gears
- **Oil Indicator and Relief Bellows**  
For long life
- **Die-Cast Housings**  
Provides ultimate durability and longer saw life
- **Durable Steel Foot** Endures jobsite abuse
- **22 Amp Switch & Heavy Gauge Cord**  
For dependability
- **Anti-Snag Lower Guard**  
Reduces snags when making narrow cut-offs

### Specifications

|                                 |                |
|---------------------------------|----------------|
| Rating                          | 120V/AC-DC     |
| Horsepower (max motor)          | n/a            |
| Amperage                        | 13             |
| No Load RPM/Min                 | 4,400          |
| Blade Diameter (in.)            | 8-1/4          |
| Arbor Size                      | 13/16" Diamond |
| Depth of Cut (in.)              |                |
| at 90°                          | 2-7/8          |
| at 60°                          | 1-1/2          |
| at 45°                          | 2-1/4          |
| Weight with blade & cord (lbs.) | 18.5           |

### Includes

|                        |            |
|------------------------|------------|
| 24-Tooth Carbide Blade | 2610946376 |
| Blade Wrench           | 1619X01144 |

### Optional Equipment

|           |       |
|-----------|-------|
| Rip Fence | 13896 |
|-----------|-------|



### HD5687M-01 7-1/4 in. Magnesium SKILSAW®

#### Features

- **Lightest Weight 7-1/4 in. Pro Saw**
- **1-1/2 lbs. Lighter\*** For less user fatigue
- **51° Bevel Capacity with Positive Stop at 45°** For a wider variety of cuts
- **Rear View Depth Adjustment** For clear visibility and quick cut-depth changes
- **20 Amp Professional Switch** For long life
- **"Worm Drive-Style" Handles** Provides comfort and control
- **Anti-Snag Lower Guard** Reduces snags when making narrow cut-offs
- **Wide Foot Plate** For stability when cutting
- **Spindle Lock** For quick and easy blade changes

\*Than SKIL HD5687-01

#### Specifications

|                                 |         |
|---------------------------------|---------|
| Rating                          | 120V/AC |
| Horsepower (max motor)          | n/a     |
| Amperage                        | 15      |
| No Load RPM/Min                 | 5,300   |
| Blade Diameter (in.)            | 7-1/4   |
| Arbor Size                      | 5/8     |
| Depth of Cut (in.)              |         |
| at 90°                          | 2-7/16  |
| at 51°                          | 1-11/16 |
| at 45°                          | 1-15/16 |
| Weight with blade & cord (lbs.) | 10      |

#### Includes

|                        |            |
|------------------------|------------|
| 24-Tooth Carbide Blade | 1619X04601 |
| Blade Wrench           | 1619X03633 |

#### Optional Equipment

|           |       |
|-----------|-------|
| Rip Fence | 13896 |
|-----------|-------|



### HD5687-01 7-1/4 in. SKILSAW®

#### Features

- **51° Bevel Capacity with Positive Stop at 45°** For a wider variety of cuts
- **Rear View Depth Adjustment** For clear visibility and quick cut-depth changes
- **20 Amp Professional Switch** For long life
- **"Worm Drive-Style" Handles** Provides comfort and control
- **Anti-Snag Lower Guard** Reduces snags when making narrow cut-offs
- **Wide Foot Plate** For stability when cutting
- **Spindle Lock** For quick and easy blade changes

#### Specifications

|                                 |         |
|---------------------------------|---------|
| Rating                          | 120V/AC |
| Horsepower (max motor)          | n/a     |
| Amperage                        | 15      |
| No Load RPM/Min                 | 5,300   |
| Blade Diameter (in.)            | 7-1/4   |
| Arbor Size                      | 5/8     |
| Depth of Cut (in.)              |         |
| at 90°                          | 2-7/16  |
| at 51°                          | 1-11/16 |
| at 45°                          | 1-15/16 |
| Weight with blade & cord (lbs.) | 11.4    |

#### Includes

|                        |            |
|------------------------|------------|
| 24-Tooth Carbide Blade | 1619X04601 |
| Blade Wrench           | 1619X03633 |

#### Optional Equipment

|           |       |
|-----------|-------|
| Rip Fence | 13896 |
|-----------|-------|



### 5780-01 7-1/4 in. Laser SKILSAW®

#### Features

- **LaserX2™ 2-Beam Laser Guide** For accurate cuts
- **51° Bevel Adjust with Positive Stop at 45°** For a wider variety of cuts
- **Power-On Indicator** For powered tool alert
- **Safety Lock/Guarded Trigger** Minimizes accidental starts
- **Anti-Snag Lower Guard** Reduces snags when making narrow cut-offs
- **Wide Foot Plate** For stability when cutting
- **Spindle Lock** For quick and easy blade changes
- **Rear View Depth Adjustment** For clear visibility and quick cut-depth changes

#### Specifications

|                                 |         |
|---------------------------------|---------|
| Rating                          | 120V/AC |
| Horsepower (max motor)          | 2.6     |
| Amperage                        | 15      |
| No Load RPM/Min                 | 5,300   |
| Blade Diameter (in.)            | 7-1/4   |
| Arbor Size                      | 5/8     |
| Depth of Cut (in.)              |         |
| at 90°                          | 2-7/16  |
| at 51°                          | 1-11/16 |
| at 45°                          | 1-15/16 |
| Weight with blade & cord (lbs.) | 11.3    |

#### Includes

|                        |            |
|------------------------|------------|
| 24-Tooth Carbide Blade | 75724      |
| Blade Wrench           | 1619X02046 |
| Carrying Bag           | 1619X05635 |

#### Optional Equipment

|           |       |
|-----------|-------|
| Rip Fence | 95100 |
|-----------|-------|



Carrying Bag  
Included

## 5680-02 7-1/4 in. Laser SKILSAW®

### Features

- **Single Beam Laser Cutline**  
For accurate cuts
- **51° Bevel Adjust with Positive Stop at 45°**  
For a wider variety of cuts
- **Power-On Indicator**  
For powered tool alert
- **Safety Lock/Guarded Trigger**  
Minimizes accidental starts
- **Anti-Snag Lower Guard**  
Reduces snags when making narrow cut-offs
- **Wide Foot Plate**  
For stability when cutting
- **Rear View Depth Adjustment**  
For clear visibility and quick cut-depth changes
- **On-Tool Wrench Storage**  
For quick and easy blade changes

### Specifications

|                                 |         |
|---------------------------------|---------|
| Rating                          | 120V/AC |
| Horsepower (max motor)          | 2.5     |
| Amperage                        | 15      |
| No Load RPM/Min                 | 5,300   |
| Blade Diameter (in.)            | 7-1/4   |
| Arbor Size                      | 5/8     |
| Depth of Cut (in.)              |         |
| at 90°                          | 2-7/16  |
| at 51°                          | 1-11/16 |
| at 45°                          | 1-15/16 |
| Weight with blade & cord (lbs.) | 11.2    |

### Includes

|                        |            |
|------------------------|------------|
| 24-Tooth Carbide Blade | 75724      |
| Blade Wrench           | 1619X02046 |
| Carrying Bag           | 1619X05635 |

### Optional Equipment

|           |       |
|-----------|-------|
| Rip Fence | 95100 |
|-----------|-------|



**LASER CUTLINE™**



Carrying Bag Included



## 5585-01 7-1/4 in. SKILSAW®

### Features

- **Accu-Sight™**  
For accurate cuts
- **Power-On Indicator**  
For powered tool alert
- **Safety Lock/Guarded Trigger**  
Minimizes accidental starts
- **Anti-Snag Lower Guard**  
Reduces snags when making narrow cut-offs
- **Rear View Depth Adjustment**  
For clear visibility and quick cut-depth changes
- **On-Tool Wrench Storage**  
For quick and easy blade changes

### Specifications

|                                 |         |
|---------------------------------|---------|
| Rating                          | 120V/AC |
| Horsepower (max motor)          | 2.4     |
| Amperage                        | 13      |
| No Load RPM/Min                 | 5,300   |
| Blade Diameter (in.)            | 7-1/4   |
| Arbor Size                      | 5/8     |
| Depth of Cut (in.)              |         |
| at 90°                          | 2-7/16  |
| at 51°                          | n/a     |
| at 45°                          | 1-15/16 |
| Weight with blade & cord (lbs.) | 10      |

### Includes

|                        |            |
|------------------------|------------|
| 24-Tooth Carbide Blade | 75724      |
| Blade Wrench           | 1619X02046 |
| Carrying Bag           | 1619X05635 |

### Optional Equipment

|           |       |
|-----------|-------|
| Rip Fence | 95100 |
|-----------|-------|



Carrying Bag Included



**RELIABLE.  
TRUSTED.  
ENABLING.**

From the company that invented the circular saw, SKILSAWS not only build projects...they build confidence.

### 5580-01 7-1/4 in. SKILSAW®

#### Features

- **Accu-Sight™**  
For accurate cuts
- **Power-On Indicator**  
For powered tool alert
- **Safety Lock/Guarded Trigger**  
Minimizes accidental starts
- **Anti-Snag Lower Guard**  
Reduces snags when making narrow cut-offs
- **Rear View Depth Adjustment**  
For clear visibility and quick cut-depth changes
- **On-Tool Wrench Storage**  
For quick and easy blade changes

#### Specifications

|                                 |         |
|---------------------------------|---------|
| Rating                          | 120V/AC |
| Horsepower (max motor)          | 2.4     |
| Amperage                        | 13      |
| No Load RPM/Min                 | 5,300   |
| Blade Diameter (in.)            | 7-1/4   |
| Arbor Size                      | 5/8     |
| Depth of Cut (in.)              |         |
| at 90°                          | 2-7/16  |
| at 51°                          | n/a     |
| at 45°                          | 1-15/16 |
| Weight with blade & cord (lbs.) | 10      |

#### Includes

|                        |            |
|------------------------|------------|
| 24-Tooth Carbide Blade | 75724      |
| Blade Wrench           | 1619X02046 |
| Carrying Bag           | 1619X05635 |

#### Optional Equipment

|           |       |
|-----------|-------|
| Rip Fence | 95100 |
|-----------|-------|



### 5485-01 7-1/4 in. SKILSAW®

#### Features

- **2-Point Line of Sight**  
Cut straight lines with ease
- **Power-On Indicator**  
For powered tool alert
- **Safety Lock/Guarded Trigger**  
Minimizes accidental starts
- **Anti-Snag Lower Guard**  
Reduces snags when making narrow cut-offs
- **Rear Lever Depth Adjustment**  
Quickly assures desired cut depth
- **On-Tool Wrench Storage**  
For quick and easy blade changes

#### Specifications

|                                 |         |
|---------------------------------|---------|
| Rating                          | 120V/AC |
| Horsepower (max motor)          | 2.3     |
| Amperage                        | 13      |
| No Load RPM/Min                 | 5,300   |
| Blade Diameter (in.)            | 7-1/4   |
| Arbor Size                      | 5/8     |
| Depth of Cut (in.)              |         |
| at 90°                          | 2-7/16  |
| at 45°                          | 1-15/16 |
| Weight with blade & cord (lbs.) | 9.8     |

#### Includes

|                        |            |
|------------------------|------------|
| 18-Tooth Carbide Blade | 75718      |
| Blade Wrench           | 1619X02046 |

#### Optional Equipment

|           |       |
|-----------|-------|
| Rip Fence | 95100 |
|-----------|-------|



### 5480-01 7-1/4 in. SKILSAW®

#### Features

- **2-Point Line of Sight**  
Cut straight lines with ease
- **Power-On Indicator**  
For powered tool alert
- **Anti-Snag Lower Guard**  
Reduces snags when making narrow cut-offs
- **Rear Lever Depth Adjustment**  
Quickly assures desired cut depth
- **On-Tool Wrench Storage**  
For quick and easy blade changes

#### Specifications

|                                 |         |
|---------------------------------|---------|
| Rating                          | 120V/AC |
| Horsepower (max motor)          | 2.3     |
| Amperage                        | 13      |
| No Load RPM/Min                 | 5,300   |
| Blade Diameter (in.)            | 7-1/4   |
| Arbor Size                      | 5/8     |
| Depth of Cut (in.)              |         |
| at 90°                          | 2-7/16  |
| at 45°                          | 1-15/16 |
| Weight with blade & cord (lbs.) | 9.8     |

#### Includes

|                        |            |
|------------------------|------------|
| 18-Tooth Carbide Blade | 75718      |
| Blade Wrench           | 1619X02046 |

#### Optional Equipment

|           |       |
|-----------|-------|
| Rip Fence | 95100 |
|-----------|-------|





## 5385-01 7-1/4 in. SKILSAW®

### Features

- **2-Point Line of Sight**  
Cut straight lines with ease
- **Safety Lock/Guarded Trigger**  
Minimizes accidental starts
- **Anti-Snag Lower Guard**  
Reduces snags when making narrow cut-offs
- **Rear Lever Depth Adjustment**  
Quickly assures desired cut depth
- **On-Tool Wrench Storage**  
For quick and easy blade changes

### Specifications

|                                 |         |
|---------------------------------|---------|
| Rating                          | 120V/AC |
| Amperage                        | 12      |
| No Load RPM/Min                 | 5,300   |
| Blade Diameter (in.)            | 7-1/4   |
| Arbor Size                      | 5/8     |
| Depth of Cut (in.)              |         |
| at 90°                          | 2-7/16  |
| at 45°                          | 1-15/16 |
| Weight with blade & cord (lbs.) | 9.8     |

### Includes

|                        |            |
|------------------------|------------|
| 18-Tooth Carbide Blade | 75718      |
| Blade Wrench           | 1619X02046 |

### Optional Equipment

|           |       |
|-----------|-------|
| Rip Fence | 95100 |
|-----------|-------|



## 5380-01 7-1/4 in. SKILSAW®

### Features

- **2-Point Line of Sight**  
Cut straight lines with ease
- **Safety Lock/Guarded Trigger**  
Minimizes accidental starts
- **Anti-Snag Lower Guard**  
Reduces snags when making narrow cut-offs
- **Rear Lever Depth Adjustment**  
Quickly assures desired cut depth
- **On-Tool Wrench Storage**  
For quick and easy blade changes

### Specifications

|                                 |         |
|---------------------------------|---------|
| Rating                          | 120V/AC |
| Amperage                        | 12      |
| No Load RPM/Min                 | 5,300   |
| Blade Diameter (in.)            | 7-1/4   |
| Arbor Size                      | 5/8     |
| Depth of Cut (in.)              |         |
| at 90°                          | 2-7/16  |
| at 45°                          | 1-15/16 |
| Weight with blade & cord (lbs.) | 9.8     |

### Includes

|                      |            |
|----------------------|------------|
| 20-Tooth Steel Blade | 1619X00686 |
| Blade Wrench         | 1619X02046 |

### Optional Equipment

|           |       |
|-----------|-------|
| Rip Fence | 95100 |
|-----------|-------|



# HANDLE THE MOST CHALLENGING CUTS

Angled, aggressive, smooth and more; SKIL jig saws are equipped to tackle a variety of cuts.



### 4495-01 Orbital Action Laser Jig Saw

#### Features

- **SKIL Stable Foot Design**  
Adds stability and control
- **Built-In Laser Guide with On/Off Switch**  
Ensures an accurate cut
- **Tool-Less Blade Change System**  
Accepts both T and U shank blades
- **E-Z Back Tool Rest**  
Prevents damage to blade and work surface
- **4-Position Orbital Cut Control**  
For a wide range of cuts from smooth to fast
- **Tool-Less Foot Adjustment**  
Footplate bevels for angled cuts
- **On-Tool Blade Storage**  
Keeps extra blade handy

#### Specifications

|                     |           |
|---------------------|-----------|
| Rating              | 120V      |
| Amperage            | 6.0       |
| No Load SPM/Min     | 800-3,200 |
| Stroke Length (in.) | .787      |
| Weight (lbs.)       | 5.2       |

#### Includes

|              |            |
|--------------|------------|
| 2 Blades     | 2609991558 |
| Carrying Bag | 1619X03192 |



**LASER CUTLINE™**



Carrying Bag Included

### 4395-01 Orbital Action Jig Saw

#### Features

- **SKIL Stable Foot Design**  
Adds stability and control
- **Tool-Less Blade Change System**  
Accepts both T and U shank blades
- **E-Z Back Tool Rest**  
Position prevents damage to blade and work surface
- **4-Position Orbital Cut Control**  
For wide range of cuts from smooth to fast
- **Tool-Less Foot Adjustment**  
Footplate bevels for angled cuts
- **On-Tool Blade Storage**  
Keeps extra blade handy

#### Specifications

|                     |           |
|---------------------|-----------|
| Rating              | 120V      |
| Amperage            | 5.5       |
| No Load SPM/Min     | 800-3,200 |
| Stroke Length (in.) | .787      |
| Weight (lbs.)       | 4.9       |

#### Includes

|              |            |
|--------------|------------|
| 2 Blades     | 2609991558 |
| Carrying Bag | 1619X03192 |



Carrying Bag Included

### 4290-02 Variable Speed Jig Saw

#### Features

- **Tool-Less Foot Adjustment**  
Footplate bevels for angled cuts
- **Tool-Less Blade Clamp**  
Accepts both T and U shank blades
- **Open Foot Design**  
For visibility of cut line
- **Two-Finger Trigger with Lock-On**
- **On-Tool Blade Storage**  
Keeps extra blade handy

#### Specifications

|                     |           |
|---------------------|-----------|
| Rating              | 120V      |
| Amperage            | 4.5       |
| No Load SPM/Min     | 800-3,250 |
| Stroke Length (in.) | .7        |
| Weight (lbs.)       | 4.6       |

#### Includes

|         |            |
|---------|------------|
| 1 Blade | 2610948273 |
|---------|------------|



## THE POWER YOU NEED...

...the handling you desire  
...at a price that's affordable.



### 9225-01 Orbital Action Reciprocating Saw

#### Features

- **Orbital Cutting Action**  
For faster cutting through wood
- **Powerful 9.5 Amp Motor**  
For construction and demolition
- **E-Z Lock Blade Change System**  
For easy blade changes
- **Vibration Control Gearing**  
Minimizes user fatigue during tough applications
- **Variable Speed**  
Adjust stroke speed for both fast and smooth cuts
- **Adjustable Pivoting Shoe**  
Provides additional stability when cutting through materials
- **Power-On Indicator**  
Clearly shows when the tool is plugged in and ready to go
- **On-Tool Blade Storage** Keeps extra blades handy

#### Specifications

|                          |           |
|--------------------------|-----------|
| Rating                   | 120V      |
| Amperage                 | 9.5       |
| No Load SPM/Min          | 800-2,700 |
| Stroke Length (in.)      | 1-1/8     |
| Tool Length              |           |
| With Cord Guard (in.)    | 21        |
| Without Cord Guard (in.) | 19.5      |
| Cord Length (ft./in.)    | 8         |
| Weight (lbs.)            | 9.3       |

#### Includes

|                       |            |
|-----------------------|------------|
| 6 in. Recip Saw Blade | 2608650849 |
| Hex Socket Key        | 1907950005 |
| Carrying Bag          | 2610938748 |



### 9216-01 Variable Speed Reciprocating Saw

#### Features

- **Power-On Indicator**  
For safety and convenience
- **Powerful 9.0 Amp Motor**  
For construction and demolition
- **Tool-Less Blade Change**  
For easy blade changes
- **Heavy-Duty Metal Gear Housing**  
For increased life and durability
- **Adjustable Pivoting Shoe**  
Provides additional stability when cutting through materials
- **Counter Balance** For vibration control
- **Soft-Grip** For user comfort

#### Specifications

|                          |           |
|--------------------------|-----------|
| Rating                   | 120V      |
| Amperage                 | 9         |
| No Load SPM/Min          | 800-2,700 |
| Stroke Length (in.)      | 1-1/8     |
| Tool Length              |           |
| With Cord Guard (in.)    | 20        |
| Without Cord Guard (in.) | 18        |
| Cord Length (ft./in.)    | 8         |
| Weight (lbs.)            | 7.2       |

#### Includes

|                    |            |
|--------------------|------------|
| Wood Cutting Blade | 2610000781 |
| Hex Socket Key     | 1907950005 |



### 9206-02 Variable Speed Reciprocating Saw

#### Features

- **Tool-Less Blade Change**  
For easy blade changes
- **7.5 Amp Motor**  
Ample power for the job
- **Heavy-Duty Metal Gear Housing**  
For increased life and durability
- **Adjustable Pivoting Shoe**  
Provides additional stability when cutting through materials
- **Counter Balance** For vibration control
- **Soft-Grip** For user comfort

#### Specifications

|                          |           |
|--------------------------|-----------|
| Rating                   | 120V      |
| Amperage                 | 7.5       |
| No Load SPM/Min          | 800-2,700 |
| Stroke Length (in.)      | 1-1/8     |
| Tool Length              |           |
| With Cord Guard (in.)    | 20        |
| Without Cord Guard (in.) | 18        |
| Cord Length (ft./in.)    | 8         |
| Weight (lbs.)            | 7.2       |

#### Includes

|                    |            |
|--------------------|------------|
| Wood Cutting Blade | 2610000781 |
| Hex Socket Key     | 1907950005 |



### 9205-01 Reciprocating Saw

#### Features

- **8.5 Amp Motor** Ample power for the job
- **Vibration Control Gearing**  
Minimizes user fatigue during tough applications
- **Variable Speed**  
Adjust stroke speed for clean or fast cuts
- **Adjustable Pivoting Shoe**  
Provides additional stability when cutting through materials
- **On-Tool Blade Storage**  
Keeps extra blades handy
- **2-Finger Trigger** For increased control
- **Soft-Grip** For user comfort

#### Specifications

|                          |           |
|--------------------------|-----------|
| Rating                   | 120V      |
| Amperage                 | 8.5       |
| No Load SPM/Min          | 800-2,700 |
| Stroke Length (in.)      | 1-1/8     |
| Tool Length              |           |
| With Cord Guard (in.)    | 20        |
| Without Cord Guard (in.) | 18        |
| Cord Length (ft./in.)    | 8         |
| Weight (lbs.)            | 8.2       |

#### Includes

|                    |            |
|--------------------|------------|
| Wood Cutting Blade | 2610000781 |
| Hex Socket Key     | 1907950005 |



**MULTI-TASKER™**

**VERSATILE  
POWERFUL...**

...through wood, metal,  
drywall and a variety of  
other materials.



**CUT**

**SAND**

**SCRAPE**

**DONE.**

### 1400-02\* Oscillating Multi-Tool

#### Features

- **Integrated Dust Extraction Port**  
For maximum dust collection and convenience
- **2.0 Amp Motor**  
Enough power to complete a variety of tasks
- **Variable Speed**  
For optimal control
- **No Mar Head**  
To protect walls when cutting
- **Soft-Grip**  
For comfort and control

#### Specifications

|                   |               |
|-------------------|---------------|
| Rating            | 120V          |
| Amperage          | 2.0           |
| No Load OPM/Min   | 12,000-22,000 |
| Oscillating Angle | L/R 1.4°      |
| Weight (lbs.)     | 3.0           |

#### Includes

|                                  |            |
|----------------------------------|------------|
| Adapter**                        | 1619X05810 |
| 1 Wood/<br>Metal Plunge Blade    | 2608661803 |
| 1 Drywall/<br>Wood Segment Blade | 2608661804 |
| 1 Wood Wide<br>Cut Plunge Blade  | 2608661805 |
| Sanding Pad                      | 2609002737 |
| 3 Sandpaper Sheets               | 1619X05228 |
| Allen Wrench                     | 1907950006 |
| Carrying Bag†                    | 1619X05145 |
| Vacuum Adapter                   | 1619X06150 |

#### Optional Equipment

|                     |            |
|---------------------|------------|
| Grout Removal Blade | 2608684572 |
| Rigid Scraper Blade | 2608684564 |

\*\*Compatible with most competitive accessories

#### \*-01 Version Includes:

Adapter, 1 Wood/Metal Plunge Blade,  
1 Drywall/Wood Segment Blade,  
Sanding Pad, 3 Sandpaper Sheets  
and Allen Wrench

#### \*-03 Version Includes:

All items in -02 version with  
BONUS Wood/Metal Plunge Blade  
and Scraper Blade



Carrying Bag  
†Included in -02, -03 versions



# GRINDING

# WITH THE SKIL ANGLE GRINDER, ABRASIVE MATERIALS HAVE MET THEIR MATCH

Ideal for metal, asphalt, stone and other tough materials, this tool is designed to help get your job done. Look for a selection of sanding blades and abrasive wheels, within our accessories section, that are designed to help you achieve project success.



## 9296-01 4-1/2 in. Paddle Switch Grinder

### Features

- **Powerful 7.5 Amp Motor**  
Ample power for the job
- **Paddle Switch with No Lock-On**  
Preferred/Mandated switch at many jobsites; providing added safety
- **Vibration-Reducing Handle with Wrench Storage**  
Convenient & unique design that minimizes user fatigue
- **Heavy-Duty Metal Gear Housing**  
For added durability
- **Tool-Less Guard Adjustment**  
Quickly adjusts for increased versatility

### Specifications

|                 |        |
|-----------------|--------|
| Rating          | 120V   |
| Amperage        | 7.5    |
| No Load RPM/Min | 11,000 |
| Weight (lbs.)   | 5.3    |

### Includes

|                      |            |
|----------------------|------------|
| Metal Grinding Wheel | 2610099443 |
| Side-Assist Handle   | 2610025793 |
| Spanner Wrench       | 2610025792 |
| Wheel Guard          | 2610025794 |



## 9295-01 4-1/2 in. Angle Grinder

### Features

- **Powerful 6.0 Amp Motor**  
Ample power for the job
- **Tool-Less Guard Adjustment**  
Quickly adjusts for increased versatility
- **Side-Assist Handle with Wrench Storage**  
Convenient and unique design
- **Heavy-Duty Metal Gear Housing**  
For added durability
- **Compact Grip Design**  
For increased comfort and control

### Specifications

|                 |        |
|-----------------|--------|
| Rating          | 120V   |
| Amperage        | 6.0    |
| No Load RPM/Min | 11,000 |
| Weight (lbs.)   | 4.9    |

### Includes

|                      |            |
|----------------------|------------|
| Metal Grinding Wheel | 2610099443 |
| Side-Assist Handle   | 2610008528 |
| Spanner Wrench       | 2610008527 |
| Wheel Guard          | 2610008529 |



**VISIT THE COMPLETELY REDESIGNED SKIL WEBSITE: [WWW.SKILTOOLS.COM](http://WWW.SKILTOOLS.COM)**

- ✓ Easier Search
- ✓ Improved E-Commerce Links
- ✓ Enhanced Parts & Services Info
- ✓ 2X the amount of accessories listed vs. previous site



# WOODWORKING



# MORE POWER. MORE PRECISION. MORE CONTROL.

Many DIY routers experience some sort of kickback when turning on the tool. That kickback can be intimidating...so to build confidence in the user, SKIL's routers feature **Soft Start™ Technology**. Kickback is practically eliminated for more control of the tool. A smoother start-up also increases the router's motor life.

**Soft Start™ Technology = Long Lasting Motor = More Completed Projects!**

## 1830 2-1/4 HP Router Combo Kit

### Features

- **Soft Start™ Technology**  
For smoother start-ups and longer motor life
- **1/2 in. Collet Capacity**  
For larger profile applications
- **Micro-Fine Depth Adjustment**  
For precise depth measurements
- **Dual-Position On/Off Switch**  
For user convenience and better control
- **Depth Rod and Adjustable Turret**  
For repeatable plunge routing applications
- **Quick Clamp Release Lever**  
For easy motor adjustments and removal
- **Variable Speed** To match user application
- **LED Site Light**  
For improved visibility and powered tool alert
- **Soft-Grip Handles** For improved comfort and support

### Specifications

|                        |               |
|------------------------|---------------|
| Rating                 | 120V          |
| Horsepower (max motor) | 2.25          |
| Amperage               | 10            |
| No Load RPM/Min        | 10,500-25,000 |
| Weight (lbs.)          | 11.4          |

### Includes

|                        |            |
|------------------------|------------|
| Aluminum Fixed Base    | 1619X04260 |
| Aluminum Plunge Base   | 1619X04279 |
| Chip Deflectors        | 2610910163 |
| 1/4 in. Collet Adapter | 1619X03843 |
| Collet Wrench          | 1619X01769 |
| Carrying Bag           | 2610916749 |

### Optional Equipment

|                         |        |
|-------------------------|--------|
| Edge Guide              | 91800  |
| Dust Hood - Fixed Base  | RAS131 |
| Dust Hood - Plunge Base | RAS132 |
| Template Guide          | RAS140 |



**SOFTSTART**  
TECHNOLOGY



Carrying Bag  
Included

## 1827 2 HP Plunge Router

### Features

- **Soft Start™ Technology**  
For smoother start-ups and longer motor life
- **1/2 in. Collet Capacity**  
For larger profile applications
- **Micro-Fine Depth Adjustment**  
For precise depth measurements
- **Dual-Position On/Off Switch**  
For user convenience and better control
- **Depth Rod and Adjustable Turret**  
For repeatable plunge routing applications
- **Quick Clamp Release Lever**  
For easy motor adjustments and removal
- **Variable Speed** To match user application
- **LED Site Light**  
For improved visibility and powered tool alert
- **Soft-Grip Handles** For improved comfort and support

### Specifications

|                        |               |
|------------------------|---------------|
| Rating                 | 120V          |
| Horsepower (max motor) | 2.0           |
| Amperage               | 10            |
| No Load RPM/Min        | 10,500-25,000 |
| Weight (lbs.)          | 9.2           |

### Includes

|                        |            |
|------------------------|------------|
| Aluminum Plunge Base   | 1619X04279 |
| Chip Deflector         | 2610910163 |
| 1/4 in. Collet Adapter | 1619X03843 |
| Collet Wrench          | 1619X01769 |
| Carrying Bag           | 1619X04664 |

### Optional Equipment

|                         |        |
|-------------------------|--------|
| Edge Guide              | 91800  |
| Dust Hood - Plunge Base | RAS132 |
| Template Guide          | RAS140 |



**SOFTSTART**  
TECHNOLOGY



Carrying Bag  
Included



## 1817 1-3/4 HP Fixed-Base Router

### Features

- **Soft Start™ Technology**  
For smoother start-ups and longer motor life
- **½ in. Collet Capacity**  
For larger profile applications
- **Micro-Fine Depth Adjustment**  
For precise depth measurements
- **Dual-Position On/Off Switch**  
For user convenience and better control
- **Quick Release Button**  
For easy motor adjustments and removal
- **LED Site Light**  
For improved visibility and powered tool alert
- **Soft-Grip Handles**  
For improved comfort and support

### Specifications

|                        |        |
|------------------------|--------|
| Rating                 | 120V   |
| Horsepower (max motor) | 1.75   |
| Amperage               | 9.5    |
| No Load RPM/Min        | 25,000 |
| Weight (lbs.)          | 7.5    |

### Includes

|                      |            |
|----------------------|------------|
| Aluminum Fixed Base  | 1619X04260 |
| Chip Deflector       | 2610910163 |
| ½ in. Collet Adapter | 1619X03843 |
| Collet Wrench        | 1619X01769 |

### Optional Equipment

|                        |        |
|------------------------|--------|
| Edge Guide             | 91800  |
| Dust Hood - Fixed Base | RAS131 |
| Template Guide         | RAS140 |



**PORTABLE,  
STORABLE...**

...and packed with features.



## RAS900 Router Table

### Features

- **26 in. x 16.5 in. Table Surface**
- **Pre-Assembled Compact Folding Design**
- **Quick-Clamp Router Mounting System**
- **Tall Fence with Adjustable MDF Fence Faces**
- **Dual Outlet Switch with Overload Protection**
- **Integrated 2-1/2 in. Dust Port**
- **Storage Boxes Include Two Featherboards and Other Accessories**



## RAS800 Router Table

### Features

- **24 in. x 14 in. Table Surface**
- **Pre-Assembled Compact Folding Design**
- **Quick-Clamp Router Mounting System**
- **Adjustable Fence**
- **Dual Outlet Switch with Overload Protection**
- **Integrated 2-1/2 in. Dust Port**
- **Storage Bag Includes One Featherboard and Other Accessories**





# MEET THE FAMILY OF SKIL SANDERS

### Take the Pressure out of Sanding with SKIL's line of Pressure Control Sanders

Ever worried about whether or not you're putting too much pressure on the material you're sanding? With SKIL's new line of Pressure Control Sanders, that guesswork is over. By the series of pressure control lights, the sander will indicate when you're pressing too hard, too light or just right.

**Microfiltration – Contains the Dust that a Bag Can't** Dust bags collect dust. The Microfilter Canister is an integral dust extraction system that collects and contains even fine dust particles. Delivering a cleaner work surface and minimizing air-borne particles each time it's used. Look for the Microfiltration system on all of the SKIL sanders and be confident that your work area will remain as clean as possible.

## 7510 3 x 18 in. Belt Sander

### Features

- **Pressure Control™ Technology**  
Monitors sanding pad pressure applied for optimal finish
- **Micro-Filtration**  
Captures and contains fine dust particles
- **Clear View Dust Canister**  
Removes guess work of when to empty canister
- **Auto Track Belt Alignment**  
For keeping belt centered
- **Single Lever Belt Changes**
- **Built-In Vacuum Port**  
Fits standard 1-1/4 in. vacuum hose
- **Soft-Grip**  
For added comfort and control

### Specifications

|                     |        |
|---------------------|--------|
| Rating              | 120V   |
| Amperage            | 6.0    |
| Belt Capacity (in.) | 3 x 18 |
| No Load SFPM/Min    | 1,050  |
| Weight (lbs.)       | 6.4    |

### Includes

|                          |            |
|--------------------------|------------|
| Clear-View Dust Canister | 1619PA3124 |
| 1 80-Grit Sanding Belt   | 2610930942 |



## 7492 5 in. Random Orbit Sander

### Features

- **Pressure Control™ Technology**  
Monitors sanding pad pressure applied for optimal finish
- **Random Orbit Action**  
For a swirl-free finish and faster stock removal
- **Pad Brake**  
Minimizes gouging on work surface
- **Micro-Filtration**  
Captures and contains fine dust particles
- **Clear View Dust Canister**  
Removes guess work of when to empty canister
- **Built-In Vacuum Port**  
Fits standard 1-1/4 in. vacuum hose
- **Dust-Sealed Switch**  
For extended tool life
- **Soft-Grip**  
For added comfort and control

### Specifications

|                 |        |
|-----------------|--------|
| Rating          | 120V   |
| Amperage        | 2.8    |
| No Load OPM/Min | 12,500 |
| Weight (lbs.)   | 3.2    |

### Includes

|                          |            |
|--------------------------|------------|
| Clear View Dust Canister | 1619P04799 |
| 3 Sanding Discs          | 1619P05804 |

### Optional Equipment

|                 |            |
|-----------------|------------|
| Replacement Pad | 1619P05797 |
|-----------------|------------|



## 7302 Octo™ Multi-Finishing Sander

### Features

- **Pressure Control™ Technology**  
Monitors sanding pad pressure applied for optimal finish
- **Micro-Filtration**  
Captures and contains fine dust particles
- **8 Detail Sanding Attachments\***  
Finish hard-to-reach surfaces with various contours
- **Tool-Less Attachment Change**  
Quick and easy changing system
- **Clear View Dust Canister**  
Removes guess work of when to empty canister
- **3-Position Nose Detail**  
Maximizes use of abrasive when sanding
- **Dust-Sealed Switch** For extended tool life
- **Soft-Grip** For added comfort and control

### Specifications

|                 |        |
|-----------------|--------|
| Rating          | 120V   |
| Amperage        | 1.2    |
| No Load OPM/Min | 12,000 |
| Weight (lbs.)   | 2.5    |

### Includes

|                          |            |
|--------------------------|------------|
| 8 Sanding Profiles       | 2610938373 |
| 32 Pieces of Sandpaper   | 2610938372 |
| Carrying Bag             | 2610011099 |
| Clear View Dust Canister | 1619PA1258 |

### Optional Equipment

|                 |            |
|-----------------|------------|
| Replacement Pad | 2610941074 |
|-----------------|------------|



Carrying Bag Included

\*Finger Slot, Outside Corner, Inside Corner, Concave, Extended Delta, Convex, 3-Position Nose Detail and an Innovative Flexible Attachment

## 7292 1/4 Sheet Palm Sander

### Features

- **Pressure Control™ Technology**  
Monitors sanding pad pressure applied for optimal finish
- **Micro-Filtration**  
Captures and contains fine dust particles
- **Clear View Dust Canister**  
Removes guess work of when to empty canister
- **Built-In Vacuum Port**  
Fits standard 1-1/4 in. vacuum hose
- **Dust-Sealed Switch**  
For extended tool life
- **Soft-Grip**  
For added comfort and control

### Specifications

|                 |        |
|-----------------|--------|
| Rating          | 120V   |
| Amperage        | 2.0    |
| No Load OPM/Min | 14,000 |
| Weight (lbs.)   | 2.6    |

### Includes

|                            |            |
|----------------------------|------------|
| 2 Sheets of Abrasive Paper | n/a        |
| Paper Punch Plate          | 1619P05557 |
| Clear View Dust Canister   | 1619P04799 |

### Optional Equipment

|                 |            |
|-----------------|------------|
| Replacement Pad | 1619P04800 |
|-----------------|------------|



Carrying Bag Included

## 1560 3-1/4 in. Planer

### Features

- **Multi-Positional Handle**  
Customizable comfort and control
- **11-Position Depth Control Knob**  
Micro-adjustment for precise material removal
- **Machined Front and Rear Shoes**  
Increased durability and accuracy
- **Spring Loaded Foot Park**  
Prevents damage to work piece
- **On-Tool Wrench Storage**  
For added convenience
- **Beveling Groove**  
Precision alignment for decorative edges

### Specifications

|                 |        |
|-----------------|--------|
| Rating          | 120V   |
| Amperage        | 5.5    |
| No Load RPM/Min | 16,000 |
| Weight (lbs.)   | 6.7    |

### Includes

|                             |            |
|-----------------------------|------------|
| Chip Bag                    | 2610936722 |
| Edge Guide                  | 2610936723 |
| Rabbit Guide                | 2610936724 |
| Wrench                      | 2610394636 |
| 2 Reversible Carbide Blades | 1619X02243 |
| Carrying Bag                | 2610936725 |



# FLOORING



TRANSFORM THE LOOK OF YOUR HOME WITH NEW FLOORING AND TILE WORK

3600

3540

3510

Solid, laminate, engineered flooring

Ceramic, travertine, porcelain, marble, granite

### 3600 4-3/8 in. Flooring Saw

#### Features

- **Completes Most Cuts for a Flooring Installation**  
Portable saw that makes accurate cross, miter and rip cuts
- **Dual Sliding Rails**  
For superior accuracy and effortless operation during cross and miter cuts
- **Miter Detents at 0, 22.5 and 45 Degrees**  
Locks fence into place at the most common miter cut angles used in flooring installations
- **Innovative Locking System**  
Secures saw on rails for rip cuts
- **Die-Cast Aluminum Miter and Rip Fence**  
Durable aluminum fence provides optimal cut accuracy
- **Carry Handle**  
For easy transport between jobs
- **Soft-Grip Saw Handle with Ambidextrous Lockout Switch**  
Designed for left and right handed users
- **Push Stick with On-Tool Storage**
- **Built-In Cord Wrap**
- **Vacuum Port**  
For maximum dust collection
- **Dust Bag**  
Keeps work area clear of debris

#### Specifications

|                 |        |
|-----------------|--------|
| Rating          | 120V   |
| Amperage        | 7.0    |
| No Load RPM/Min | 11,000 |
| Weight (lbs.)   | 23     |

#### Includes

|   |            |
|---|------------|
| 4-3/8 in. 40-Tooth Carbide Tipped Blade | 75540      |
| Self Aligning Rip/Miter Fence           | 1619PA0201 |
| Blade Wrench                            | 1619PA0204 |
| Clamp                                   | 1619PA0348 |
| Push Stick                              | 1619PA0102 |
| Dust Bag                                | 1619PA0205 |

#### Optional Equipment

|   |       |
|---|-------|
| 4-3/8 in. 36-Tooth Carbide Tipped Blade | 75536 |
|---|-------|



## FLOORING SAW BLADES

### 75536 Premium Blade

- **Increased Durability**  
Longer lasting Premium C3 carbide teeth for fast, smooth cuts
- **Greater Precision**  
Triple chip tooth grind provides clean cuts

### 75540 Standard Blade

- **Durability**  
Carbide teeth for fast, smooth cuts
- **Precision**  
Teeth are sharpened with a 600-grit diamond wheel to deliver smooth cuts



2X LIFE COMPARED TO 75540 BLADE



## 3540 7 in. Wet Tile Saw

### Features

- **Stainless Steel Table Top**  
Resistant to corrosion
- **Adjustable Rip Fence with Miter Gauge**  
For accurate straight and miter cuts
- **Bevel Cuts Tile From 0 to 45 Degrees**  
Flexibility for different cut types
- **Blade Cooling Water Reservoir**  
Keeps blade cool and minimizes dust and debris
- **7 in. Continuous Rim Diamond Blade**  
Provides fast and smooth cutting

### Specifications

|                        |         |
|------------------------|---------|
| Rating                 | 120V    |
| Amperage               | 4.2     |
| No Load RPM/Min        | 3,600   |
| Miter Angle            | 0°-45°  |
| Bevel Positive Stop at | 0°, 45° |
| Weight (lbs.)          | 18      |

### Includes

|                     |            |
|---------------------|------------|
| 7 in. Diamond Blade | 2610008269 |
| Blade Wrench        | 2610008268 |
| Fence               | 1619B1089  |
| Miter Gauge         | 1619B1082  |



## 3510 4-3/8 in. Hand-Held Wet Tile Saw

### Features


- **10 ft. Water Hose**  
Longer connection helps complete the project
- **Depth and Bevel Adjustment**  
Allows most cut types to be made
- **External Motor Brushes**  
Easy maintenance
- **Durable Steel Foot Plate**

### Specifications

|                    |           |
|--------------------|-----------|
| Rating             | 120V      |
| Amperage           | 11.0      |
| No Load RPM/Min    | 12,000    |
| Depth of Cut (in.) | 0 - 1-3/8 |
| Bevel Angle        | 0°-45°    |
| Weight (lbs.)      | 13        |

### Includes

|                         |            |
|-------------------------|------------|
| 4-3/8 in. Diamond Blade | 2610008264 |
| Blade Wrench            | 2610008265 |
| Water Hose              | 2610011478 |
| Carrying Case           | 2610008266 |
| Rip Fence               | 2610011504 |





# BENCHTOP



# BIGGER, BOLDER PROJECTS

Complete benchtop line  
for all your needs.

## 3821 12 in. Compound Miter Saw

### Features

- **Quick-Mount™ System**  
Allows for quick and easy setup on miter saw stand
- **Laser Cutline™ Guide**  
For accurate cuts
- **Table Extension with Left/Right Extension Rails**  
Supports longer and wide work pieces for better control over cuts
- **9 Left/Right Positive Stops at 0, 15, 22.5, 31.6 and 45 Degrees**  
Quick and accurate settings of common miter angles
- **Vertical Clamp**  
Holds work piece securely during cut
- **Die-Cast Aluminum Sliding Fence**  
Supports tall pieces of wood
- **Left/Right-Handed Lock-Off Switches**  
Ambidextrous handle designed for left and right handed users
- **Transportable**  
Integrated carry handle on top of saw for easy transport
- **Dust Bag**  
Reduces dust and debris in work area

### Specifications

|                                |                                  |
|--------------------------------|----------------------------------|
| Rating                         | 120V                             |
| Amperage                       | 15                               |
| No Load RPM/Min                | 4,500                            |
| Blade Diameter (in.)           | 12                               |
| Arbor Size (in.)               | 1                                |
| Base                           | Die-Cast Aluminum                |
| Miter Angle                    | 0°-47°                           |
| Bevel Angle                    | 0°-47°                           |
| Miter Positive Stops           | 0°, 15°, 22.5°, 31.6°, 45° L & R |
| Bevel Positive Stops           | 0° & 47° L                       |
| 90° Crosscut HxW (max)         | 4x6" or 2x8"                     |
| 45° Miter, 0 Bevel HxW (max)   | 4x4" or 2x6"                     |
| 0° Miter, 45° Bevel HxW (max)  | 2x8"                             |
| 45° Miter, 45° Bevel HxW (max) | 2x6"                             |
| Weight (lbs.)                  | 42.5                             |

### Includes

|                     |            |
|---------------------|------------|
| Carbide Tooth Blade | 2610005398 |
| Extension Table     | 2610005814 |
| 2 Extension Rails   | 2610005787 |
| Vertical Clamp      | 2610005812 |
| Stop Block          | 2610005800 |
| Blade Wrenches      | n/a        |
| Dust Bag            | 2610005719 |

## QUICK MOUNT SYSTEM™



## LASER CUTLINE™



FOR BETTER RESULTS TO TACKLE EVEN THE BIGGEST PROJECTS, **SKIL MITER SAWS** PROVIDE NEEDED SUPPORT AND SUPERIOR POWER.





# Quick Mount System™ — Easy as 1.. 2.. 3!



No brackets, bolts or washers needed! Compatible with SKIL Miter Saw Stands: 3301MS/3302

## 3317 10 in. Compound Miter Saw

### Features

- **Laser Cutline™ Guide** For accurate cuts
- **Quick-Mount™ System**  
Allows for quick and easy setup on miter saw stand
- **Table Extension with Left/Right Extension Rails**  
Supports longer and wide work pieces for better control over cuts
- **Horizontal Clamping System**  
Holds wood securely against fence during cut
- **9 Left/Right Positive Stops at 0, 15, 22.5, 31.6 and 45 Degrees**  
Quick and accurate settings of common miter angles
- **Die-Cast Aluminum Fence with Ruler Markings**  
Makes repetitive cuts fast and accurate
- **Left/Right-Handed Lock-Off Switches**  
Ambidextrous handle designed for left and right handed users
- **Dust Bag**  
Reduces dust and debris in work area
- **On-Tool Wrench Storage**

### Specifications

|                          |                                  |
|--------------------------|----------------------------------|
| Rating                   | 120V                             |
| Amperage                 | 15                               |
| No Load RPM/Min          | 5,000                            |
| Blade Diameter (in.)     | 10                               |
| Arbor Size (in.)         | 5/8                              |
| Base                     | Die-Cast Aluminum                |
| Miter Angle              | 0°-47°                           |
| Bevel Angle              | 0°-45°                           |
| Miter Positive Stops     | 0°, 15°, 22.5°, 31.6°, 45° L & R |
| Bevel Positive Stops     | 0° & 45° L                       |
| 90° Crosscut HxW         | 2x6" or 4x4"                     |
| 45° Miter, 0 Bevel HxW   | 2x4"                             |
| 0° Miter, 45° Bevel HxW  | 2x6"                             |
| 45° Miter, 45° Bevel HxW | 2x4"                             |

### Includes

|                     |            |
|---------------------|------------|
| Carbide Tooth Blade | 2610012440 |
| Extension Table     | 2610005814 |
| 2 Extension Rails   | 2610005787 |
| Horizontal Clamp    | 2610017173 |
| Blade Wrench        | 2610956981 |
| Dust Bag            | 2610017172 |

### Optional Equipment

|                 |      |
|-----------------|------|
| Miter Saw Stand | 3302 |
|-----------------|------|

## QUICK MOUNT SYSTEM™



## 3316 10 in. Compound Miter Saw

### Features

- **Quick-Mount™ System**  
Allows for quick and easy setup on miter saw stand
- **Horizontal Clamping System**  
Holds wood securely against fence during cut
- **9 Left/Right Positive Stops at 0, 15, 22.5, 31.6 and 45 Degrees**  
Quick and accurate settings of common miter angles
- **Die-Cast Aluminum Fence with Ruler Markings**  
Makes repetitive cuts fast and accurate
- **Left/Right-Handed Lock-Off Switches**  
Ambidextrous handle designed for left and right handed users
- **Dust Bag**  
Reduces dust and debris in work area
- **On-Tool Wrench Storage**

### Specifications

|                          |                                  |
|--------------------------|----------------------------------|
| Rating                   | 120V                             |
| Amperage                 | 15                               |
| No Load RPM/Min          | 5,000                            |
| Blade Diameter (in.)     | 10                               |
| Arbor Size (in.)         | 5/8                              |
| Base                     | Die-Cast Aluminum                |
| Miter Angle              | 0°-47°                           |
| Bevel Angle              | 0°-45°                           |
| Miter Positive Stops     | 0°, 15°, 22.5°, 31.6°, 45° L & R |
| Bevel Positive Stops     | 0° & 45° L                       |
| 90° Crosscut HxW         | 2x6" or 4x4"                     |
| 45° Miter, 0 Bevel HxW   | 2x4"                             |
| 0° Miter, 45° Bevel HxW  | 2x6"                             |
| 45° Miter, 45° Bevel HxW | 2x4"                             |

### Includes

|                     |            |
|---------------------|------------|
| Carbide Tooth Blade | 2610012440 |
| Horizontal Clamp    | 2610017173 |
| Blade Wrench        | 2610956981 |
| Dust Bag            | 2610017172 |

### Optional Equipment

|                           |        |
|---------------------------|--------|
| 2-Side Extensions & Table | 3316WS |
| Miter Saw Stand           | 3302   |

## QUICK MOUNT SYSTEM™



## 3410 10 in. Table Saw

### Features

- **Heavy-Duty Steel Stand with Quick-Mount**  
Fast setup and easy transport
- **3-1/2 in. Cut Height Capacity**  
Cuts through 4x materials
- **Large Table Surface Area**  
20 in. x 26 in. table extends to 30 in. x 39 in. for longer work pieces
- **Self-Aligning Rip Fence**  
For accurate cuts
- **Miter Gauge**  
Guides work pieces when making cross cuts
- **Push Stick** Safely feed wood for close cuts
- **EZ View Measurement System**  
For accurate settings
- **On-Tool Storage for Accessories and Guarding System**

\* Included with -01 and -02  
-03 includes fixed stand

### Specifications

|                        |        |
|------------------------|--------|
| Rating                 | 120V   |
| Amperage               | 15     |
| No Load RPM/Min        | 5,000  |
| Bevel Angle Range      | 2°-47° |
| Max Depth of Cut (in.) |        |
| at 90°                 | 3.5    |
| at 45°                 | 2.5    |
| Max Dado (in.)         | 13/16  |
| Cord Length (ft.)      | 6      |
| Arbor Size (in.)       | 5/8    |
| Weight (lbs.)          | 45.1   |

### Includes

|                                 |                            |
|---------------------------------|----------------------------|
| Carbide Tooth Blade             | 2610994258                 |
| 2 Blade Wrenches                | 2610912940<br>& 2610996880 |
| Heavy-Duty Steel Folding Stand* | 2610008497                 |
| Self-Aligning Rip Fence         | 2610011707                 |
| Miter Gauge                     | 2610011708                 |

### Optional Equipment

|                   |            |
|-------------------|------------|
| Dado Insert Plate | 2610011337 |
|-------------------|------------|



## 3310 10 in. Table Saw

### Features

- **Heavy-Duty Steel Stand**  
Steel legs for durability and stability
- **Die-Cast Aluminum Table**  
Large 20 in. x 26 in. table surface
- **Self-Aligning Rip Fence**  
For accurate measurements
- **Miter Gauge**  
Guides work pieces when making narrow cross cuts
- **Push Stick**  
Safely feed wood for close cuts
- **EZ View Measurement System**  
For accurate settings

### Specifications

|                        |        |
|------------------------|--------|
| Rating                 | 120V   |
| Amperage               | 15     |
| No Load RPM/Min        | 5,000  |
| Bevel Angle Range      | 0°-45° |
| Max Depth of Cut (in.) |        |
| at 90°                 | 3      |
| at 45°                 | 2.5    |
| Max Dado (in.)         | 1/2    |
| Arbor Size (in.)       | 5/8    |
| Weight (lbs.)          | 34.1   |

### Includes

|                         |                  |
|-------------------------|------------------|
| Carbide Tooth Blade     | F000630066       |
| 2 Blade Wrenches        | 2610956989 & 990 |
| Heavy-Duty Steel Stand  | 2610008287       |
| Self-Aligning Rip Fence | 2610012965       |
| Miter Gauge             | 2610012964       |

### Optional Equipment

|                   |            |
|-------------------|------------|
| Dado Insert Plate | 2610011336 |
|-------------------|------------|



## 3386 9 in. Band Saw

### Features

- **Rip Fence** For straight, accurate cuts
- **Articulating LED Work Light**  
Puts light where you need it
- **EZ View Blade Tracking**  
Easily see when blade is aligned
- **6-TPI Band Saw Blade**  
Cuts through a variety of wood materials
- **Dust Port**  
Keeps work area clear of dust
- **Rack and Pinion Table Adjustment**  
For quick angle and height adjustments
- **Miter Gauge**  
Guides the work piece when making crosscuts
- **Bump-Off Switch** For added safety

### Specifications

|                            |                    |
|----------------------------|--------------------|
| Rating                     | 120V               |
| Amperage                   | 2.5                |
| No Load SFPM/Min           | 2,800              |
| Max Cutting Capacity (in.) | 3-1/2              |
| Throat Capacity (in.)      | 9                  |
| Table Dimension (in.)      | 12 x 11-3/4        |
|                            | 1/8 to 3/8         |
| Blade Type (in.)           | x 59-1/4 to 59-1/2 |
| Weight (lbs.)              | 31.3               |

### Includes

|             |            |
|-------------|------------|
| Blade       | 2610004766 |
| Miter Gauge | 1619PA2611 |
| Rip Fence   | 1619PA2614 |



## 3380 6 in. Bench Grinder

### Features

- **Built-In LED Work Lights Over Both Wheels**  
Keeps work piece lit
- **Medium and Coarse Wheels**  
For a variety of material needs
- **Adjustable Tool Rests**  
For accurate grinding
- **Eye Shields**  
For increased safety
- **Rubber Feet**  
For increased stability
- **Pre-Drilled Cast Iron Base**  
Easily mounts to bench top

### Specifications

|                      |       |
|----------------------|-------|
| Rating               | 120V  |
| Amperage             | 2.1   |
| No Load RPM/Min      | 3,450 |
| Wheel Diameter (in.) | 6     |
| Wheel Facing (in.)   | 1/2   |
| Shaft Diameter (in.) | 1/2   |
| Weight (lbs.)        | 19.8  |



**SITE LIGHT™**  
For improved visibility

## 3375 Belt/Disc Sander

### Features

- **Two-in-One Sanding Station**  
Belt or disc sanding for a variety of lengths and angles
- **Beveling Table Top**  
Allows for sanding 45-90 degrees
- **Belt Angle Adjustment**  
Allows for sanding 0-90 degrees
- **Tension Spring Adjustment**  
For secure belt tracking
- **Cast-Iron Base with Pre-Drilled Holes**  
For quick and easy mounting to bench top
- **Dust Port** Accepts standard 2-1/2 in. vacuum hose minimizing dust in work area
- **Miter Gauge**  
For sanding miter angles on work piece
- **Safety Switch** For quick shut-offs

### Specifications

|                             |         |
|-----------------------------|---------|
| Rating                      | 120V    |
| Amperage                    | 4.0     |
| No Load RPM/Min             | 0-3,500 |
| Disc Size (in.)             | 6       |
| Belt Size (in.)             | 4 x 36  |
| Belt Tilt                   | 0°-90°  |
| Belt Table Tilt             | 45°-90° |
| Belt Table Dimensions (in.) | 6 x 4   |
| Disc Table Tilt             | 0°-45°  |
| Disc Table Dimensions (in.) | 6 x 4   |
| Dust Port (in.)             | 2-1/2   |
| Weight (lbs.)               | 36.7    |

### Includes

|                                   |            |
|-----------------------------------|------------|
| 6 in. Abrasive Disc               | 2610959343 |
| 4 in. x 36 in. Abrasive Belt      | 2610004700 |
| Knob, Cover & Adjustment Wrenches | 2610004585 |
| Miter Gauge                       | 2610959406 |



## 3335 16 in. Scroll Saw

### Features

- **Integrated Dust Blowing System**  
Keeps cut line free of debris for accurate cuts
- **Articulating LED Work Light**  
Ensures work piece is clearly lit
- **Electronic Variable Speed Control**  
For cutting a variety of materials
- **Quick-Change Blade System**  
For fast and easy blade changes
- **Tilting 16 in. x 10 in. Work Table**  
Tilts 0-45 degrees for precise cuts
- **16 in. Throat**  
Allows for cutting up to 16 in. pieces
- **Dust Port**  
Keeps work area clear of dust
- **On-Tool Blade Storage**  
Easy access to additional blades
- **Two Blades Included**

### Specifications

|                            |           |
|----------------------------|-----------|
| Rating                     | 120V      |
| Amperage                   | 1.2       |
| No Load SPM/Min            | 500-1,700 |
| Table Size (in.)           | 16 x 10   |
| Throat Capacity (in.)      | 16        |
| Table Tilt                 | 0°-45° L  |
| Max Thickness of Cut (in.) | 2-1/2     |
| Cutting Stroke (in.)       | 7/8       |
| Weight (lbs.)              | 29.5      |

### Includes

|                     |            |
|---------------------|------------|
| 2 Blades            | 2610004588 |
| Blade Change Wrench | 2610958788 |



## 3320 10 in. Drill Press

### Features

- **Laser X2™**  
For precise hole alignment
- **Depth Adjustment System**  
For easy depth control
- **0-45° Left and Right Tilting Work Surface**  
Precise and accurate angled drilling
- **7-5/8 in. Square Work Surface**  
Large surface supports work piece
- **1/2 in. Keyed Chuck**  
Accepts larger diameter bits designed for woodworking and cutting
- **Adjustable Depth Stop**  
For accurate depth measurements and repetitive drilling
- **Bump-Off Switch**  
For added safety
- **Rack and Pinion Table Adjustment**  
For quick height adjustments

### Specifications

|                       |                         |
|-----------------------|-------------------------|
| Rating                | 120V                    |
| Amperage              | 3.2                     |
| No Load RPM/Min       | 570-3,050<br>(5 Speeds) |
| Chuck Size (in.)      | 1/2                     |
| Drill on Center (in.) | 10                      |
| Tilting Work Table    | 0°-45°                  |
| Table Size (in.)      | 7-5/8                   |
| Weight (lbs.)         | 52.3                    |

### Includes

|                               |            |
|-------------------------------|------------|
| Cast Iron Base and Work Table | n/a        |
| 2 AA Batteries                | n/a        |
| Chuck Key                     | 2610958838 |



## 3302 Miter Saw Stand

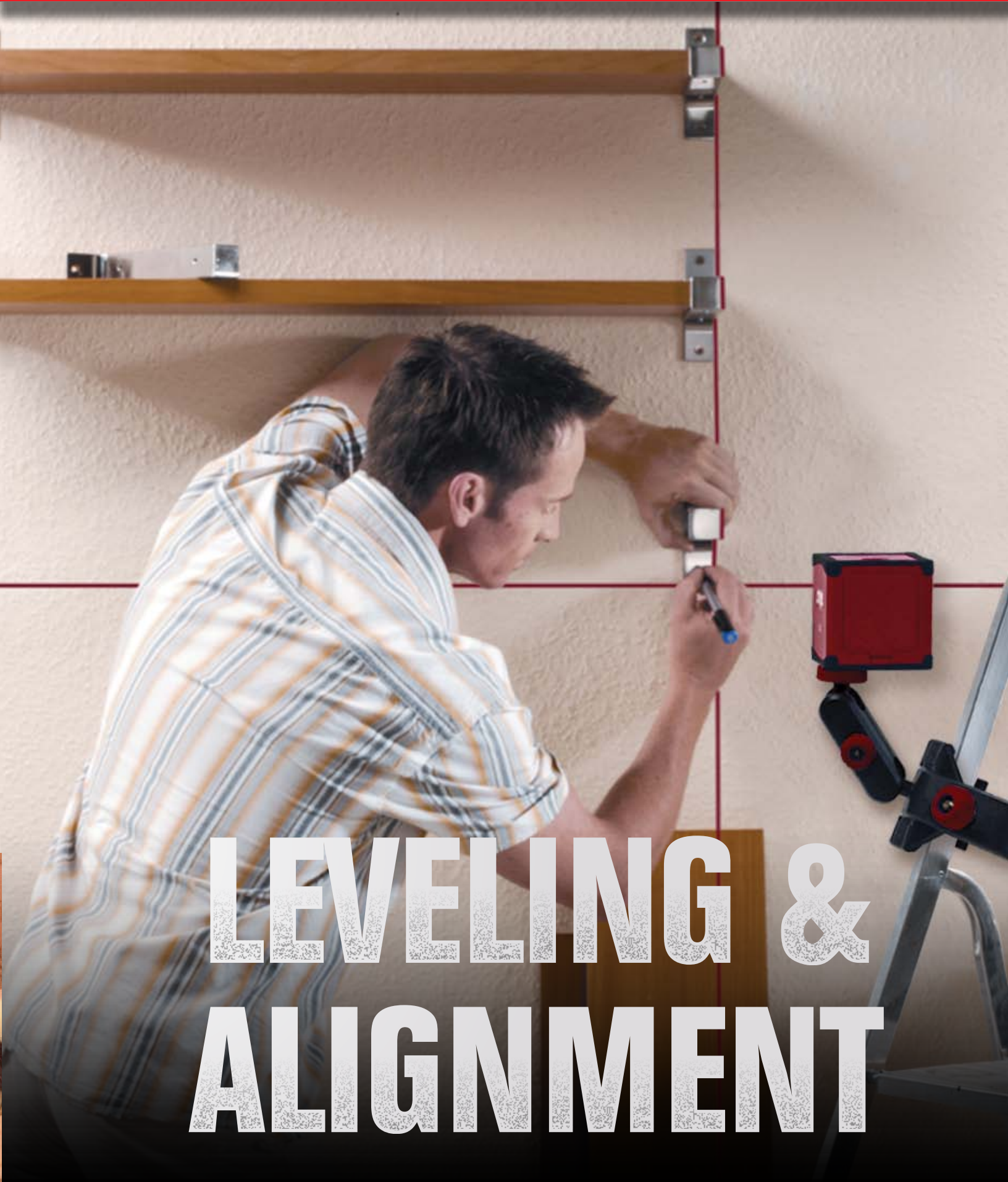
### Features

- **Universal Miter Saw Stand**  
Fits most miter saws by just mounting the saw to the brackets and attaching to stand - no tools required
- **Supports up to 400 lbs.**  
Holds heavy work pieces for large projects
- **Extension Arms Adjust up to 7.85 ft.**  
For extra long work pieces
- **Adjustable Work Support and Stop Guides**  
For making multiple cuts in long pieces
- **Folds Flat**  
For easy portability and storage
- **Adjustable Foot**  
Keeps stand level and stable
- **EZ Adjust Horizontal Slide Guide**  
Adjust left or right to accommodate longer work pieces

### Specifications

|                       |           |
|-----------------------|-----------|
| Dimensions Opened:    |           |
| Height (in.)          | 35        |
| Width (in.)           | 24        |
| Length (in.)          | max. 94.5 |
| Dimensions Collapsed: |           |
| Height (in.)          | 7.5       |
| Width (in.)           | 10.5      |
| Length (in.)          | 48        |
| Weight (lbs.)         | 37.5      |





# LEVELING & ALIGNMENT



# FAST. EASY. ACCURATE.

### 8601-RL Manual-Leveling Rotary Laser

#### Features

- **Highly Visible Rotating Laser with Plumb Beam**  
For plumb and alignment
- **Variable Rotation Speeds**  
Up to 600 RPM
- **Three Integrated Vial Levels**  
For accurate leveling applications
- **Dual Tripod Threads**  
5/8"-11 Thread for horizontal and vertical drilling

#### Specifications

|                  |                               |
|------------------|-------------------------------|
| Accuracy         | Up to +/- 3/8 in. at 100 ft.  |
| Range (Diameter) | Up to 100 ft.                 |
| Leveling Type    | Manual-leveling               |
| Laser Diode      | Class IIIa; 630-670 nm, <5 mW |

#### Includes

- Tripod
- 2 Laser Targets
- 2 D Batteries
- Carrying Case



Carrying Case Included



### 8201-CL Self-Leveling Cross Line Laser

#### Features

- **Vertical, Horizontal and Cross-Line Modes**  
Projects two lines independently or together for a wide array of level and/or plumb applications
- **Manual Mode**  
Locks lines for use at any angle
- **Automatic Out-of-Level Indicator**  
LED illuminates red when unit is not properly leveled; green when unit is properly leveled
- **Convenient Tripod Thread**  
1/4"-20 Thread for more versatility

#### Specifications

|               |                             |
|---------------|-----------------------------|
| Accuracy      | Up to +/- 1/4 in. at 30 ft. |
| Range         | Up to 30 ft.                |
| Leveling Type | Self-leveling; Up to +/- 4° |
| Laser Diode   | Class 2M; 635-660, ≤1 mW    |

#### Includes

- Tripod
- Laser Target
- 3 AA Batteries
- Carrying Case



Carrying Case Included



### 8202-CL Self-Leveling Cross Line Laser

#### Features

- **Simultaneously Projects a Horizontal and a Vertical Laser Line**
- **Self-Leveling Technology**  
For precise leveling and alignment
- **Automatic Out-of-Level Indicator**  
LED Light illuminates red when unit is not properly leveled
- **Simple On/Off Switch with Integrated Transportation Lock**  
Protects pendulum during transport

#### Specifications

|               |                             |
|---------------|-----------------------------|
| Accuracy      | Up to +/- 1/8 in. at 10 ft. |
| Range         | Up to 15 ft.                |
| Leveling Type | Self-leveling; Up to +/- 4° |
| Laser Diode   | Class 2; 630-670, ≤1 mW     |

#### Includes

- 2 AAA Batteries
- Easy-Mounting Clamp





# ACCESSORIES

Extend the life of any SKIL power tool, from cordless drills to saws, by keeping extra batteries or chargers on hand.



### Batteries

| ITEM #           | DESCRIPTION   | FITS TOOL MODELS   |
|------------------|---|--|
| <b>SB18A-LI</b>  | 18V Lithium Ion Slide Pack Battery - charge lasts up to 18 months, weighs 50% less than a NiCad battery   | 2815   |
| <b>SB18B-LI</b>  | 18V Lithium Ion Battery works with Lithium Ion and Ni-Cd models, uses Energy Star Certified charger       | 2810, 2860, 2887, 2895, 2897, 4570, 5850, 5995, 7305, 9350                         |
| <b>SB14A-LI</b>  | 14.4V Lithium Ion Slide Pack Battery - charge lasts up to 18 months, weighs 50% less than a NiCad battery | 2510   |
| <b>SB18A</b>     | 18V Slide Pack Battery, uses charger model SC118  | 2887, 9350, 5850   |
| <b>SC118B-LI</b> | 18V Lithium Ion Battery and 1-hour charger pack   | Lithium Ion and Ni-Cd models: 2810, 2887, 2895, 2897, 4570, 5850, 5995, 7305, 9350 |
| <b>SB14A</b>     | 14.4V Slide Pack Battery, uses charger model SC114  | 2587   |
| <b>180BAT</b>    | 18V battery, uses charger model 92990   | 2866, 2867, 2866, 2868, 2870, 2882, 2892, 2884, 2885, 5800.                        |
| <b>120BAT</b>    | 12V battery, uses charger model 92490   | 2390, 2420, 2466, 2467, 2468, 2484, 2868   |
| <b>144BAT</b>    | 14.4V battery, uses charger model 92590   | 2566, 2565, 2567, 2568, 2584, 2585, 2575, 4567                                     |
| <b>92991</b>     | 7.2V-18V high performance 1-hour charger  | 2592, 2566, 2567, 2568, 2575, 2584, 2585, 2875, 2884, 2885                         |
| <b>SB12A</b>     | 12V Slide Pack Battery, uses charger model SC114  | 2487   |



120BAT



SB18B

### Chargers



SC118A

SC18A-LI

| ITEM #          | DESCRIPTION  | FITS TOOL MODELS                                       |
|-----------------|--|--|
| <b>SC18A-LI</b> | 3-hour charger using the SKIL Smartcharge™ System                | Accepts both 14.4V Li-Ion and 18V Li-Ion battery packs |
| <b>SC118</b>    | 1-hour charger for 18V Slide Pack Batteries models SB18A & SB18B | 2887, 2888, 2895                                       |
| <b>92490</b>    | 3-hour charger for 12V battery model 120BAT                      | 2567, 2468, 2484                                       |
| <b>92590</b>    | 3-hour charger for 14.4V battery model 144BAT                    | 2566, 2567, 2568, 2575, 2584, 2585, 4567               |
| <b>92990</b>    | 3-hour charger for 18V battery model 180BAT                      | 2867, 2868   |



From framing to finishing, SKIL circular saw blades are designed to get the job done in a variety of different applications.



## Carbide-Tipped Circular Saw Blades

| ITEM #     | APPLICATION               | DIAMETER | # OF TEETH | ARBOR   | QUANTITY |
|------------|---------------------------|----------|------------|---------|----------|
| 75518*     | Rip / cross cuts          | 5-1/2"   | 18         | 10mm    | 1        |
| 75620      | Rip / cross cuts          | 6-1/2"   | 20         | 5/8", D | 1        |
| 75718      | Rip / cross cuts          | 7-1/4"   | 18         | 5/8", D | 1        |
| 75718B25** | Rip / cross cuts          | 7-1/4"   | 18         | 5/8", D | 25       |
| 75724      | Rip / cross cuts          | 7-1/4"   | 24         | 5/8", D | 1        |
| 75724B25** | Rip / cross cuts          | 7-1/4"   | 24         | 5/8", D | 25       |
| 75740      | Cross / finish cuts       | 7-1/4"   | 40         | 5/8", D | 1        |
| 75740B25** | Cross / finish cuts       | 7-1/4"   | 40         | 5/8", D | 25       |
| 74760B25** | Cross / finish cuts       | 7-1/4"   | 60         | 5/8", D | 25       |
| 75302      | Fast cuts / plywood       | 7-1/4"   | 18 & 150   | 5/8", D | 2        |
| 75312      | Fast cuts / finishing     | 7-1/4"   | 18 & 40    | 5/8", D | 2        |
| 75324      | Framing / general purpose | 7-1/4"   | 24         | 5/8", D | 4        |
| 75724B10** | Framing / general purpose | 7 1/4"   | 24         | 5/8", D | 10       |
| 75824      | Rip / cross cuts          | 8-1/4"   | 24         | 5/8", D | 1        |
| 7824B10**  | Framing / general purpose | 8-1/4"   | 24         | 5/8", D | 10       |
| 75128      | Rip / cross cuts          | 10"      | 28         | 5/8"    | 1        |
| 75128B10** | Rip / cross cuts          | 10"      | 28         | 5/8"    | 10       |
| 75140      | Rip / cross cuts          | 10"      | 40         | 5/8"    | 1        |
| 75140B10** | Rip / cross cuts          | 10"      | 40         | 5/8"    | 10       |
| 75160      | Cross / finish cuts       | 10"      | 60         | 5/8"    | 1        |
| 75160B10** | Cross / finish cuts       | 10"      | 60         | 5/8"    | 10       |
| 75342      | Ripping / finishing       | 10"      | 28 & 60    | 5/8"    | 2        |
| 71240B10** | Rip / cross cuts          | 12"      | 40         | 1"      | 10       |
| 71260B10** | Cross / finish cuts       | 12"      | 60         | 1"      | 10       |



75620



75160



75324

\*Includes bushing for 1/2" arbor \*\* Bulk blade  
D = Diamond knockout for worm drive

## Steel Circular Saw Blades

| ITEM #     | APPLICATION       | DIAMETER | # OF TEETH | ARBOR      | QUANTITY |
|------------|-------------------|----------|------------|------------|----------|
| 74501‡     | Fine finishing    | 5-1/2"   | 110        | 5/8", 1/2" | 1        |
| 74705      | Plywood and panel | 7-1/4"   | 150        | 5/8", D    | 1        |
| 74705B25** | Plywood and panel | 7-1/4"   | 150        | 5/8", D    | 25       |
| 74706      | Plywood and panel | 7-1/4"   | 200        | 5/8", D    | 1        |
| 74102      | Plywood and panel | 10"      | 200        | 5/8"       | 1        |



74705

‡ = Also designed for cutting plywood and paneling Includes bushing for 1/2" arbor \*\*Bulk blade  
D = Diamond knockout for worm drive

### Premium Titanium Carbide-Tipped Circular Saw Blades

| ITEM #     | APPLICATION         | DIAMETER | # OF TEETH | ARBOR      | QUANTITY |
|------------|---------------------|----------|------------|------------|----------|
| 95010*     | Rip / cross cuts    | 5-1/2"   | 18         | 5/8", 1/2" | 1        |
| 75924      | Rip / cross cuts    | 7-1/4"   | 24         | 5/8", D    | 1        |
| 75924B25** | Rip / cross cuts    | 7-1/4"   | 24         | 5/8", D    | 25       |
| 76924      | Rip / cross cuts    | 7-1/4"   | 24         | 5/8", D    | 1        |
| 76924B25** | Rip / cross cuts    | 7-1/4"   | 24         | 5/8", D    | 25       |
| 75940      | Cross / finish cuts | 7-1/4"   | 40         | 5/8", D    | 1        |
| 75940B25** | Cross / finish cuts | 7-1/4"   | 40         | 5/8", D    | 25       |
| 75918      | Rip / cross cuts    | 7-1/4"   | 18         | 5/8", D    | 1        |
| 75918B25** | Rip / cross cuts    | 7-1/4"   | 18         | 5/8", D    | 25       |
| 75240      | Rip / cross cuts    | 10"      | 40         | 5/8"       | 1        |
| 75260      | Cross / finish cuts | 10"      | 60         | 5/8"       | 1        |



95010

\*Includes bushing for 1/2" arbor \*\*Bulk blade  
D = Diamond knockout for worm drive



80111



95111



95104

### Circular Saw Accessories

| ITEM # | DESCRIPTION  |
|--------|--|
| 75348  | 7-1/4" circular saw blade set<br>Includes: (1) masonry cutoff, (1) metal cutoff,<br>(1) 24T general-purpose circular saw blade,<br>(1) 150T plywood panel circular saw blade |
| 13896  | Rip Fence for SKIL circular saw models 5825, 367<br>(types 1, 4 and up), 5860, 5865, 825<br>(types 5, 6, 7, 10 and up), HD77, HD5825, HD5860,<br>HD77M-22, HD77-72, HD77M    |

### Worm Drive Parts

| ITEM # | DESCRIPTION                  |
|--------|------------------------------|
| 80111  | Lube                         |
| 95104  | Cord assembly                |
| 95105  | Switch                       |
| 95111  | Brush and cap set            |
| WDHK01 | Saw hook for worm drive saws |

### Flooring Saw Blades



75540



75536

See page 37 for more information

| ITEM # | APPLICATION   | DIAMETER | # OF TEETH | ARBOR | QUANTITY |
|--------|---|----------|------------|-------|----------|
| 75540* | Cross/miter/rip cuts  | 4-3/8"   | 40         | 3/4"  | 1        |
| 75536* | Heavy duty/cross/miter/rip cuts - ideal for laminate flooring | 4-3/8"   | 36         | 3/4"  | 1        |

\*Genuine replacement blade for the 3600 SKIL Flooring Saw

Whether it's working on repairs, remodeling or any other household project, SKIL has the right drill bits for the job, from wood bits to masonry bits.



## Multi-Purpose Drill Bit Sets

| ITEM #        | DESCRIPTION                          | INCLUDES  |
|---------------|--------------------------------------|---|
| <b>90100</b>  | 100 pc multi-purpose set             | (24) multi-purpose drill bits, (58) insert bits, (8) power bits, (6) nutdrivers, (1) countersink, (1) magnetic bit holder, (2) depth stops in a heavy-duty case   |
| <b>90027</b>  | 27 pc multi-purpose set              | (7) multi-purpose drill bits, (4) nut drivers, (10) insert bits, (5) power bits, (1) quick change adapter in a soft pouch   |
| <b>90044</b>  | 44 pc multi-purpose set              | (9) multi-purpose drill bits, (5) masonry bits, (4) nutdrivers, (20) insert bits, (5) power bits, (1) magnetic screw guide in a soft pouch  |
| <b>90084</b>  | 84 pc multi-purpose set              | (19) multi-purpose drill bits, (50) insert bits, (8) power bits, (6) nutdrivers, (1) magnetic bit holder in a heavy-duty case   |
| <b>90058</b>  | 58 pc multi-purpose set              | (17) multi-purpose drill bits, (7) nutdrivers, (25) insert bits, (8) power bits, (1) magnetic bit holder in a heavy-duty case   |
| <b>90117</b>  | 117 pc multi-purpose set             | (21) multi-purpose drill bits, (13) brad point bits, (5) masonry bits, (10) nutdrivers, (50) insert bits, (13) power bits, (2) finders, (1) countersink, (1) magnetic bit holder, (1) ratcheting hand driver in a heavy-duty case   |
| <b>90119</b>  | 119 pc multi-purpose set             | (21) multi-purpose drill bits, (13) brad point bits, (6) masonry bits, (6) nutdrivers, (50) insert bits, (14) power bits, (4) depth stop guides, (2) finders, (1) countersink, (1) magnetic bit holder, (1) Allen® wrench in a heavy-duty case  |
| <b>98087</b>  | 87 pc multi-purpose set              | (17) multi-purpose bits, (9) brad point bits, (3) masonry bits, (40) insert bits, (10) power bits, (6) nutdrivers, (1) magnetic bit holder, (1) countersink in a soft pouch   |
| <b>90033</b>  | 33 pc multi-purpose set              | (7) multi-purpose drill bits, (6) brad point bits, (5) masonry bits, (3) nutdrivers, (10) insert bits, (1) countersink, (1) magnetic bit holder in a plastic case   |
| <b>98013</b>  | 13 pc multi-purpose set              | (1) 1/16", (1) 5/64", (1) 3/32", (1) 7/64", (1) 1/8", (1) 9/64", (1) 5/32", (1) 11/64", (1) 3/16", (1) 13/64", (1) 7/32", (1) 15/64", (1) 1/4"  |
| <b>90921</b>  | 21 pc drill bit set                  | (7) multi-purpose drill bits with hex shanks, (7) insert bits, (5) nutsetters, (1) screw guide, (1) quick change connector in a heavy-duty plastic case   |
| <b>45112T</b> | 12 pc titanium drill bit set         | (1) 1/4", (1) 7/32", (1) 13/64", (1) 3/16", (1) 11/64", (1) 5/32", (1) 9/64", (1) 1/8", (1) 7/64", (1) 3/32", (1) 5/64", (1) 1/16"  |
| <b>45119T</b> | 19 pc titanium drill bit set         | (1) 3/8", (1) 5/16", (1) 1/4", (1) 7/32", (1) 13/64", (1) 3/16", (1) 11/64", (1) 5/32", (1) 9/64", (2) 1/8", (2) 7/64", (2) 3/32", (2) 5/64", (2) 1/16"   |
| <b>45128T</b> | 28 pc titanium drill bit set         | (1) 1/2", (1) 3/8", (1) 5/16", (1) 9/32", (1) 1/4", (1) 15/64", (1) 7/32", (1) 13/64", (1) 3/16", (1) 11/64", (1) 5/32", (1) 9/64", (4) 1/8", (1) 7/64", (4) 3/32", (3) 5/64", (4) 1/16"  |
| <b>98029</b>  | 29 pc gold oxide drill bit set       | (1) 1/16", (1) 5/64", (1) 3/32", (1) 7/64", (1) 1/8", (1) 9/64", (1) 5/32", (1) 11/64", (1) 3/16", (1) 13/64", (1) 7/32", (1) 15/64", (1) 1/4", (1) 17/64", (1) 9/32", (1) 19/64", (1) 5/16", (1) 21/64", (1) 11/32", (1) 23/64", (1) 3/8", (1) 25/64", (1) 13/32", (1) 27/64", (1) 7/16", (1) 29/64", (1) 15/32", (1) 31/64", (1) 1/2" |
| <b>98121</b>  | 21 pc gold oxide drill bit set       | (1) 3/8", (1) 5/16", (2) 1/4", (1) 15/64", (1) 7/32", (1) 13/64", (2) 3/16", (1) 11/64", (2) 5/32", (1) 9/64", (2) 1/8", (1) 7/64", (1) 3/32", (2) 5/64", (2) 1/16"   |
| <b>98114</b>  | 14 pc gold oxide drill bit set       | (1) 1/4", (1) 15/64", (1) 7/32", (1) 13/64", (1) 3/16", (1) 11/64", (1) 5/32", (1) 9/64", (2) 1/8", (1) 7/64", (1) 3/32", (1) 5/64", (1) 1/16"  |
| <b>45110</b>  | 13 pc high-speed steel drill bit set | (1) 1/16", (1) 5/64", (1) 3/32", (1) 7/64", (1) 1/8", (1) 9/64", (1) 5/32", (1) 11/64", (1) 3/16", (1) 13/64", (1) 7/32", (1) 15/64", (1) 1/4"  |



90027



90044



45119T



98114

### Multi-Purpose Drill Bit Sets continued

| ITEM #       | DESCRIPTION                           | INCLUDES  |
|--------------|---------------------------------------|---|
| <b>45173</b> | 13 pc high-speed steel drill bit set  | (1) 1/16", (1) 5/64", (1) 3/32", (1) 7/64", (1) 1/8", (1) 9/64", (1) 5/32", (1) 11/64", (1) 3/16", (1) 13/64", (1) 7/32", (1) 15/64", (1) 1/4"  |
| <b>45175</b> | 21 pc high-speed steel drill bit set  | (1) 1/16", (1) 5/64", (1) 3/32", (1) 7/64", (1) 1/8", (1) 9/64", (1) 5/32", (1) 11/64", (1) 3/16", (1) 13/64", (1) 7/32", (1) 15/64", (1) 1/4", (1) 17/64", (1) 9/32", (1) 19/64", (1) 5/16", (1) 21/64", (1) 11/32", (1) 23/64", (1) 3/8" in a clear view case   |
| <b>96020</b> | 20 pc high-speed steel drill bit set  | (2) 1/16", (2) 5/64", (2) 3/32", (2) 7/64", (2) 1/8", (1) 9/64", (1) 5/32", (1) 11/64", (1) 3/16", (1) 7/32", (1) 1/4", (1) 9/32", (1) 5/16", (1) 11/32", (1) 3/8" in a heavy-duty plastic case   |
| <b>96029</b> | 29 pc high-speed steel drill bit set  | (1) 1/16", (1) 5/64", (1) 3/32", (1) 7/64", (1) 1/8", (1) 9/64", (1) 5/32", (1) 11/64", (1) 3/16", (1) 13/64", (1) 7/32", (1) 15/64", (1) 1/4", (1) 17/64", (1) 9/32", (1) 19/64", (1) 5/16", (1) 21/64", (1) 11/32", (1) 23/64", (1) 3/8", (1) 25/64", (1) 13/32", (1) 27/64", (1) 7/16", (1) 29/64", (1) 15/32", (1) 31/64", (1) 1/2" |
| <b>45102</b> | 100 pc high-speed steel drill bit set | (19) 1/16", (12) 5/64", (19) 3/32", (11) 7/64", (11) 1/8", (3) 9/64", (3) 5/32", (3) 11/64", (3) 3/16", (3) 13/64", (3) 7/32", (3) 15/64", (3) 1/4", (2) 9/32", (2) 3/8"  |

### High-Speed Steel Drill Bits

| ITEM #       | DIAMETER | ITEM #       | DIAMETER |
|--------------|----------|--------------|----------|
| <b>45131</b> | 1/16"    | <b>45141</b> | 7/32"    |
| <b>45132</b> | 5/64"    | <b>45143</b> | 1/4"     |
| <b>45133</b> | 3/32"    | <b>45145</b> | 9/32"    |
| <b>45134</b> | 7/64"    | <b>45147</b> | 5/16"    |
| <b>45135</b> | 1/8"     | <b>45149</b> | 11/32"   |
| <b>45136</b> | 9/64"    | <b>45151</b> | 3/8"     |
| <b>45137</b> | 5/32"    | <b>45155</b> | 7/16"    |
| <b>45138</b> | 11/64"   | <b>45159</b> | 1/2"     |
| <b>45139</b> | 3/16"    |              |          |

### Rotary Masonry Drill Bits

| ITEM #       | DIAMETER | LENGTH |
|--------------|----------|--------|
| <b>93101</b> | 1/8"     | 3"     |
| <b>93102</b> | 5/32"    | 3"     |
| <b>93103</b> | 3/16"    | 4"     |
| <b>93104</b> | 1/4"     | 4"     |
| <b>93105</b> | 1/4"     | 6"     |
| <b>93106</b> | 1/4"     | 13"    |
| <b>93107</b> | 5/16"    | 4"     |
| <b>93108</b> | 5/16"    | 6"     |
| <b>93109</b> | 3/8"     | 4"     |
| <b>93110</b> | 3/8"     | 6"     |
| <b>93111</b> | 3/8"     | 13"    |
| <b>93112</b> | 1/2"     | 4"     |
| <b>93113</b> | 1/2"     | 6"     |
| <b>93114</b> | 1/2"     | 13"    |
| <b>93115</b> | 5/8"     | 6"     |
| <b>93116</b> | 5/8"     | 13"    |
| <b>93117</b> | 3/4"     | 6"     |
| <b>93118</b> | 3/4"     | 13"    |



93105



93118

### Spade Bit Sets

| ITEM #       | DESCRIPTION         | INCLUDES  |
|--------------|---------------------|---|
| <b>95813</b> | 13 pc spade bit set | (1) 1/4", (1) 5/16", (1) 3/8", (1) 7/16", (1) 1/2", (1) 9/16", (1) 5/8", (1) 11/16", (1) 3/4", (1) 13/16", (1) 7/8", (1) 15/16", (1) 1" |
| <b>45606</b> | 6 pc spade bit set  | (1) 3/8", (1) 1/2", (1) 5/8", (1) 3/4", (1) 7/8", (1) 1"  |

### Rotary Masonry Drill Bit Set

| ITEM #       | DESCRIPTION                        | INCLUDES  |
|--------------|------------------------------------|---|
| <b>93119</b> | 14 pc rotary masonry drill bit set | (3) 1/8", (2) 5/32", (3) 3/16", (3) 1/4", (1) 5/16", (1) 3/8", (1) 1/2" |

## Driving Sets

Versatile SKIL screwdriving sets deliver the right mix of bits, nutdrivers and magnetic bit holders for standard applications.

| ITEM # | DESCRIPTION                              | INCLUDES  |
|--------|--|---|
| 47110  | 10 pc 1" screwdriver bit set             | (1) P#0, (2) P#1, (5) P#2, (2) P#3  |
| 47112  | 10 pc 1" screwdriver bit set             | (1) P#0, (1) P#1, (1) P#2, (1) P#3, (1) P2D, (1) SL4-5, (1) SL6-8, (1) SL8-10, (1) SL10-12, (1) SL12-14                           |
| 47113  | 10 pc 1" screwdriver bit set             | (2) R#0, (2) R#1, (4) R#2, (2) R#3  |
| 47114  | 10 pc 1" screwdriver bit set             | (1) T10, (2) T15, (1) T20, (2) T25, (1) T27, (2) T30, (1) T40   |
| 47116  | 5 pc 2" screwdriver bit set              | (1) P#0, (1) P#1, (2) P#2, (1) P#3  |
| 47119  | 5 pc 2" double-ended screwdriver bit set | (1) P#0/SL4-5, (1) P#1/SL6-8, (2) P#2/SL8-10, (1) P#3/SL10-12   |
| 47275  | 7 pc 1" screwdriver bit set              | (1) P#1, (1) P#2, (1) P#3, (1) SL4-5, (1) SL6-8, (1) SL8-10, (1) magnetic bit holder in a plastic storage case                    |
| 47278  | 19 pc screwdriver bit set                | (11) insert bits, (7) sockets, (1) magnetic bit holder with screwguide in a storage case with a belt clip                         |
| 89030  | 30 pc screwdriver bit set                | (5) insert bits, (17) power bits, (5) nutdrivers, (1) 1/4", (1) 3/8" socket adapter, (1) magnetic bit holder in a heavy-duty case |
| 89033  | 33 pc screwdriver bit set                | (32) insert bits, (1) magnetic bit holder   |
| 90060  | 60 pc screwdriver bit set                | (40) insert bits, (13) power bits, (6) nutdrivers, (1) magnetic bit holder in a heavy-duty case                                   |



47119



89033

## Glass and Tile Bit Set

| ITEM # | DESCRIPTION                 | INCLUDES                |
|--------|-----------------------------|-------------------------|
| 46428  | 3 pc glass and tile bit set | (3) carbide-tipped bits |



## Nutdrivers & Bit Holders



93119 (see page 51)

| ITEM # | DESCRIPTION                  |
|--------|------------------------------|
| 47211  | 1/4" magnetic nutdriver      |
| 47213  | 5/16" magnetic nutdriver     |
| 47216  | 7/16" magnetic nutdriver     |
| 47255  | Quick Change bit holder      |
| 47259  | 6" flexible shaft bit holder |



47211



47255



47259

Whatever the job, there's a SKIL jig saw blade ready to handle the challenge, from cutting wood to cutting metal and plastic.



### Jig Saw Blades

| ITEM #         | DESCRIPTION   | OVERALL LENGTH | TEETH PER INCH | QUANTITY |
|----------------|---|----------------|----------------|----------|
| <b>94610C2</b> | The Ugly® jig saw blade with a progressive tooth pitch for fast cuts in plastic and composite materials | 2-3/4"         | 5-10           | 2        |
| <b>94512C2</b> | Jig saw blade for scroll cuts in wood   | 2-3/4"         | 12             | 2        |
| <b>94214C2</b> | Jig saw blade for fast cuts in non-ferrous metal (aluminum, copper, brass, etc.)                        | 2-3/4"         | 14             | 2        |
| <b>94218C2</b> | Jig saw blade for clean cuts in non-ferrous metal (aluminum, copper, brass, etc.)                       | 2-3/4"         | 36             | 2        |
| <b>94410C2</b> | Jig saw blade for smooth cuts in plastic and composite materials  | 3"             | 10             | 2        |
| <b>94738C2</b> | The Ugly® jig saw blade with a progressive tooth pitch for fast cuts in wood                            | 3-1/8"         | 8-10           | 2        |
| <b>94716C2</b> | The Ugly® jig saw blade with a progressive tooth pitch for fast cuts in metal                           | 3-1/8"         | 10-18          | 2        |
| <b>94306C2</b> | Jig saw blade for fast cuts in wood   | 3-1/8"         | 6              | 2        |
| <b>94310C2</b> | Jig saw blade for fine cuts in wood   | 3-1/8"         | 10             | 2        |



### Jig Saw Blade Sets and Accessories



94916

| ITEM #         | DESCRIPTION   | INCLUDES  |
|----------------|---|---|
| <b>94743C3</b> | 3 pc The Ugly® jig saw blade set  | (1) wood blade, (1) metal blade, (1) all-purpose blade  |
| <b>94744</b>   | 7 pc The Ugly® jig saw blade set for wood, metal and all-purpose cutting  | (2) wood blades, (2) metal blades, (3) all-purpose blades   |
| <b>94905</b>   | 5 pc jig saw blade set for scroll, fine and fast cutting in wood, smooth cutting in metal and cutting in plastic and composite materials  | (1) wood scroll blade, (2) wood blades, (1) metal blade, (1) all-purpose blade  |
| <b>94910</b>   | 10 pc jig saw blade set for scroll, fine and fast cutting in wood, smooth and fast cutting in metal, cutting in plastic and composite materials and cutting into soft materials such as vinyl and drywall       | (1) wood scroll blade, (4) wood blades, (4) metal blades, (1) all-purpose blade   |
| <b>94913</b>   | 13 pc jig saw blade set for scroll, fine and fast cutting in wood, smooth and fast cutting in metal and cutting in plastic and composite materials. Also includes two The Ugly® jig saw blades for wood cutting | (2) wood scroll blades, (4) wood blades, (2) Ugly® wood blades, (3) metal blades, (2) all-purpose blades                  |
| <b>94916</b>   | 16 pc jig saw blade set for scroll, fine and fast cutting in wood, smooth and fast cutting in metal, cutting in plastic and composite materials and cutting into soft materials such as vinyl and drywall       | (1) wood scroll blade, (5) wood blades, (5) metal blades, (1) knife edge blade, (1) drywall blade, (3) all-purpose blades |
| <b>94906</b>   | 5 pc jig saw blade set for scroll, fine and fast cutting in wood  | (2) wood scroll blades, (3) wood blades   |
| <b>94907</b>   | 5 pc jig saw blade set for fast and smooth cutting in metal   | (5) metal blades  |
| <b>94500</b>   | Fence: Adjustable rip fence that can be locked to eliminate repeated measuring with rip cutting. Fits most SKIL jig saws  |   |

Make fast cuts in almost any material, from wood to composition board to metal to plastic, with SKIL reciprocating saw blades.



## Reciprocating Saw Blades

| ITEM #   | DESCRIPTION   | OVERALL LENGTH | TEETH PER INCH | QUANTITY |
|----------|---|----------------|----------------|----------|
| 94100    | The Ugly® reciprocating saw blade for fast cutting in wood  | 9"             | 5              | 1        |
| 94100-05 | The Ugly® reciprocating saw blade for fast cutting in wood  | 9"             | 5              | 5        |
| 94101    | The Ugly® reciprocating saw blade for wood with nails, particle board, metals, fiberglass and plastics  | 8"             | 6-12           | 1        |
| 94102    | The Ugly® reciprocating saw blade for fast cuts in sheet metal, metal ducts, conduit, copper pipe, aluminum and steel siding, tin roof, gutters, metal framing and other metal applications | 6"             | 8-14           | 1        |
| 94112C25 | Reciprocating saw blade for cutting in wood   | 6"             | 6              | 25       |



94100



94103

## Reciprocating Saw Blade Sets

| ITEM # | DESCRIPTION  | INCLUDES  |
|--------|--|---|
| 94903  | 3 pc The Ugly® reciprocating saw blade starter set for cutting in wood, metal, and wood with nails               | (1) wood blade, (1) metal blade, (1) all-purpose blade    |
| 94103  | 6 pc The Ugly® reciprocating saw blade set for cutting in wood, metal, and wood with nails with bonus SKIL pouch | (2) wood blades, (2) metal blades, (2) all-purpose blades |

## Hole Saw Sets

Get the right accessory for the job, such as lock installation kits or carbon steel hole saw sets.

| ITEM # | DESCRIPTION                | INCLUDES  |
|--------|----------------------------|---|
| 45715  | 3 pc lock install set      | (1) 2-1/8" high-carbon steel hole saw, (1) mandrel, (1) 1" spade bit  |
| 45718  | 5 pc hole saw set          | (1) 2-1/8" high-carbon steel hole saw, (1) 2" high-carbon steel hole saw, (1) 1-1/2" high-carbon steel hole saw, (1) 1-1/4" high-carbon steel hole saw, (1) mandrel |
| 93005  | 5 pc hole saw set          | (1) 1-1/4", (1) 1-1/2", (1) 1-3/4", (1) 2-1/8", (1) high-speed steel mandrel  |
| 93003  | 3 pc lock installation kit | (1) 2-1/8" hole saw, (1) high-speed steel mandrel, (1) 1" spade bit   |



93005

With consistent performance and long life, SKIL sanding belts and pads make finishing any project easy, whether you're working with wood, metal, plastic or fiberglass.



## Sanding

| ITEM#         | DESCRIPTION                        | GRIT      | QUANTITY |
|---------------|------------------------------------|-----------|----------|
| <b>73110</b>  | Octo sandpaper with assorted grits | 60-80-120 | 5        |
| <b>73111</b>  | Octo sandpaper                     | 60        | 5        |
| <b>73112</b>  | Octo sandpaper                     | 80        | 5        |
| <b>73113</b>  | Octo sandpaper                     | 120       | 5        |
| <b>73114</b>  | Octo sandpaper kit                 | Assorted  | 15       |
| <b>73110W</b> | Octo sandpaper                     | 60-80-120 | 5        |

## Sanding Belts

| ITEM#        | DESCRIPTION  | SIZE     | GRITS | QUANTITY |
|--------------|--------------|----------|-------|----------|
| <b>73105</b> | Sanding belt | 3" x 18" | 40    | 2        |
| <b>73106</b> | Sanding belt | 3" x 18" | 60    | 2        |
| <b>73107</b> | Sanding belt | 3" x 18" | 80    | 2        |
| <b>73108</b> | Sanding belt | 3" x 18" | 100   | 2        |
| <b>73109</b> | Sanding belt | 3" x 18" | 120   | 2        |



73110



73105

## Scroll and Band Saw Blades

Extend your woodworking time with replacement scroll and band saw blades.

| ITEM#        | DESCRIPTION                         | INCLUDES  | QUANTITY |
|--------------|-------------------------------------|---|----------|
| <b>80151</b> | 59-1/2" assorted band saw blade set | (1) 1/8" blade with 15 teeth per inch,<br>(1) 1/4" blade with 6 teeth per inch,<br>(1) 3/8" blade with 6 teeth per inch | 3        |
| <b>80181</b> | 5" assorted pin end scroll saw pack | (6) blades with 15 teeth per inch,<br>(6) blades with 18.5 teeth per inch,<br>(6) blades with 20 teeth per inch         | 18       |
| <b>80182</b> | 5" assorted pin end scroll saw pack | (12) blades with 28 teeth per inch,<br>(12) blades with 11.5 teeth per inch,<br>(12) blades with 9.5 teeth per inch     | 36       |



80182



80151





Made from high-quality carbide, SKIL Router Bits can handle a variety of cutting profiles, from chamfering to mortising.



**1/4" Shank Router Bits**

| ITEM # | TYPE   | DIAMETER | CUTTER LENGTH | OVERALL LENGTH |
|--------|--|----------|---------------|----------------|
| 91504  | Roundover, two flute with ball bearing         | 1/8"     | 1/2"          | 2-1/8"         |
| 91508  | Roman ogee, two flutes with ball bearing       | 5/32"    | 3/8"          | 2-1/8"         |
| 91103  | Straight, two flute                            | 1/4"     | 5/8"          | 1-7/8"         |
| 91200  | Pilot panel, two flute                         | 1/4"     | 3/4"          | 2-5/8"         |
| 91400  | Rabbeting, two flute with ball bearing         | 1/4"     | 3/8"          | 2-1/8"         |
| 91501  | Cove, two flute with ball bearing              | 1/4"     | 3/8"          | 2-3/32"        |
| 91502  | Roman ogee, two flutes with ball bearing       | 1/4"     | 3/8"          | 2-3/8"         |
| 91503  | Roundover, two flute with ball bearing         | 1/4"     | 1/2"          | 2-3/16"        |
| 91105  | Straight, two flute                            | 3/8"     | 25/32"        | 2"             |
| 91507  | Roundover, two flute with ball bearing         | 3/8"     | 1/2"          | 2-5/16"        |
| 91101  | Hinge mortising, two flute                     | 1/2"     | 1/2"          | 2"             |
| 91102  | Straight, two flute                            | 1/2"     | 25/32"        | 2"             |
| 91201  | Laminate trim, two flute with ball bearing     | 1/2"     | 1/2"          | 2-3/16"        |
| 91500  | Roundover, two flute with ball bearing         | 1/2"     | 1/2"          | 2-7/16"        |
| 91104  | Straight, two flute                            | 3/4"     | 25/32"        | 2"             |
| 91545  | 45 degree chamfer, two flute with ball bearing | N/A      | 3/8"          | 2"             |



91102



91502

**1/2" Shank Router Bits**

| ITEM # | TYPE         | DIAMETER | CUTTER LENGTH | OVERALL LENGTH |
|--------|--------------|----------|---------------|----------------|
| 91702  | Glue joint   | 1-1/4"   | 1"            | 3"             |
| 91701  | Finger joint | 1-3/8"   | 1-1/2"        | 3-21/32"       |
| 91703  | Lock miter   | 1-3/4"   | 13/16"        | 15/16"         |



91701

### Router Bit Sets



91030



91015



91006

| ITEM #       | DESCRIPTION                                 | INCLUDES  |
|--------------|---|---|
| <b>91001</b> | 3 pc carbide straight router bit set        | (1) 1/4", (1) 1/2", (1) 3/4"  |
| <b>91002</b> | 3 pc carbide roundover router bit set       | (1) 1/4", (1) 3/8", (1) 1/2" with bonus hex key, (1) 1/2" replacement bearing   |
| <b>91003</b> | 3 pc carbide decorative edge router bit set | (1) 1/4" roundover bit, (1) 1/4" cove bit, (1) 5/32" with bonus hex key, (1) 1/2" replacement bearing   |
| <b>91006</b> | 6 pc carbide router bit set                 | (3) straight bits, (1) roundover bit, (1) roman ogee bit, (1) corebox bit with bonus hex key, (1) replacement bearing   |
| <b>91012</b> | 12 pc carbide router bit set                | (3) straight bits, (1) v-groove bit, (1) corebox bit, (1) dovetail bit, (1) laminate trim bit, (2) roundover bits, (1) cove bit, (1) roman ogee bit, (1) chamfer bit with bonus hex key, (1) replacement bearing  |
| <b>91015</b> | 15 pc carbide router bit set                | (3) straight bits, (1) v-groove bit, (1) corebox bit, (2) dovetail bits, (2) roundover bits, (1) beading bit, (2) cove bits, (2) roman ogee bits, (1) chamfer bit with bonus hex key, (1) replacement bearing   |
| <b>91018</b> | 18 pc carbide router bit set                | (3) straight bits, (2) v-groove bits, (1) corebox bit, (2) dovetail bits, (1) laminate trim bit, (4) roundover bits, (1) cove bit, (2) roman ogee bits, (1) chamfer bit, (1) rabbeting bit with bonus hex key, (1) replacement bearing  |
| <b>91024</b> | 24 pc carbide router bit set                | (4) straight bits, (1) hinge mortising bit, (1) panel pilot bit, (1) v-groove bit, (2) corebox bits, (1) ovolo bit, (2) dovetail bits, (1) keyhole bit, (1) laminate trim bit, (4) roundover bits, (2) cove bits, (1) roman ogee bit, (1) chamfer bit, (1) rabbeting bit, (1) half round bit with bonus hex key, (1) replacement bearing  |
| <b>91030</b> | 30 pc carbide router bit set                | (4) straight bits, (2) dovetail bits, (1) ogee bit, (1) hinge mortising bit, (1) keyhole bit, (1) ogee bit with fillet, (1) panel pilot bit, (1) laminate trim bit, (1) cove and bead bit, (1) v-groove bit, (4) roundover bits, (1) chamfer bit, (2) corebox bits, (3) cove bits, (1) rabbeting bit, (1) classical bit, (2) roman ogee bits, (1) half round bit, (1) ovolo bit with bonus hex key, (1) replacement bearing |
| <b>91704</b> | 2 pc ogee stile and rail bit set            | (1) ogee stile & rail cutter, (1) ogee raised panel cutter  |

### Router Accessories

| ITEM #        | DESCRIPTION  |
|---------------|--|
| <b>RAS120</b> | Rubber router mat with over 860 square inches of sure grip surface keeps workpiece in position. Soft washable material will not mar workpiece  |
| <b>RAS130</b> | Vacuum hose attachment. Adapts dust hose to SKIL routers to allow use with a shop vacuum. Accepts 1-1/4" and 1-1/2" hoses. For models 1810, 1815 and 1825  |
| <b>RAS131</b> | Vacuum hose attachment. Accepts 1-1/4" and 1-1/2" vacuum hoses. For use with fixed-base routers  |
| <b>RAS132</b> | Vacuum hose attachment. Accepts 1-1/4" and 1-1/2" vacuum hoses. For use with plunge-base routers   |
| <b>RAS140</b> | Template guide adapter with mounting screws. Accepts threaded-style template guides to allow router to be used on a variety of fixtures and other accessories. For models 1810, 1815, 1820 and 1825                            |
| <b>91800</b>  | Router edge guide. Guides router along edge of workpiece. For models 1810, 1815, 1817, 1820, 1823, 1825, 1827, 1830 and 1835   |
| <b>91803</b>  | Template guide adapter plate. Accepts threaded-style template guides to allow router to be used on a variety of fixtures and other accessories. Includes screws for attachment to router. For models 1823, 1835, 1840 and 1845 |

See page 32 for more information on Router Tables



RAS9000

SKIL grinding wheels get those tough jobs done right. The first time.



## Bonded Abrasives

| ITEM # | DESCRIPTION                 | DIAMETER | THICKNESS | APPLICATION              | QUANTITY |
|--------|-----------------------------|----------|-----------|--------------------------|----------|
| 99458  | Bonded abrasive wheel       | 4-1/2"   | 1/8"      | Metal cutting            | 5        |
| 99380  | Bonded abrasive wheel       | 4-1/2"   | 1/4"      | Metal grinding           | 5        |
| 99457  | Bonded abrasive wheel       | 4-1/2"   | 1/8"      | Masonry cutting          | 5        |
| 98375  | Flap disc grinding wheel 60 | 4-1/2"   | N/A       | Metal blending/finishing | 5        |
| 99100  | Grinder spindle lock wrench |          |           |                          | 1        |
| 99101  | Grinder lock nut            |          |           |                          | 1        |
| 99102  | Grinder lock nut            |          |           |                          | 1        |



99458

## Diamond Blades

| ITEM # | DESCRIPTION    | DIAMETER | ARBOR                | APPLICATION   |
|--------|----------------|----------|----------------------|---|
| 79505C | Continuous rim | 4"       | 7/8"-5/8", 7/8"-20mm | Ceramic, marble and slate                           |
| 79510B | Turbo rim      | 7"       | 7/8"                 | Concrete, concrete block, brick and general masonry |
| 79504C | Turbo rim      | 4"       | 7/8"-5/8", 7/8"-20mm | Concrete, concrete block, brick and general masonry |
| 79507C | Turbo rim      | 4-1/2"   | 7/8"-5/8", 7/8"-20mm | Concrete, concrete block, brick and general masonry |
| 79510C | Turbo rim      | 7"       | 7/8"                 | Concrete, concrete block, brick and general masonry |



79510

### LIMITED WARRANTY OF SKIL CONSUMER BENCHTOP POWER TOOLS

Robert Bosch Tool Corporation ("Seller") warrants to the original purchaser only, that all SKIL consumer benchtop power tools will be free from defects in material or workmanship for a period of three years from date of purchase, if original purchaser registers the product within 30 days from purchase. Product registration can be completed online at [www.skil.com](http://www.skil.com) or by mail with the registration card included in the packaged product. Original purchasers should also retain their receipt as proof of purchase. Original purchasers that do not register their product will receive the standard Skil one year home use warranty. SKIL consumer benchtop portable power tool models will be free from defects in material or workmanship for a period of ninety days if the tool is used for professional use.

### LIMITED WARRANTY OF SKIL CONSUMER PORTABLE, HD AND SHD HEAVY-DUTY POWER TOOLS

Robert Bosch Tool Corporation ("Seller") warrants to the original purchaser only, that all SKIL consumer portable, HD and SHD Heavy-Duty power tools will be free from defects in material or workmanship for a period of ninety days if the tool is used for professional use.

**SELLER'S SOLE OBLIGATION AND YOUR EXCLUSIVE REMEDY** under this Limited Warranty and, to the extent permitted by law, any warranty or condition implied by law, shall be the repair or replacement of parts, without charge, which are defective in material or workmanship and which have not been misused, carelessly handled, or misrepaired by persons other than Seller or Authorized Service Station. To make a claim under this Limited Warranty, you must return the complete product, transportation prepaid, to any SKIL Factory Service Center or Authorized Service Station. For Authorized SKIL Power Tool Service Stations, please visit [www.skiltools.com](http://www.skiltools.com) or call 877-SKIL-999 (1-877-754-5999).

THIS LIMITED WARRANTY DOES NOT APPLY TO ACCESSORY ITEMS SUCH AS CIRCULAR SAW BLADES, DRILL BITS, ROUTER BITS, JIGSAW BLADES, SANDING BELTS, GRINDING WHEELS AND OTHER RELATED ITEMS. ANY IMPLIED WARRANTIES SHALL BE LIMITED IN DURATION TO ONE YEAR FROM DATE OF PURCHASE. SOME STATES IN THE U.S., SOME CANADIAN PROVINCES DO NOT ALLOW LIMITATIONS ON HOW LONG AN IMPLIED WARRANTY LASTS, SO THE ABOVE LIMITATION MAY NOT APPLY TO YOU.

IN NO EVENT SHALL SELLER BE LIABLE FOR ANY INCIDENTAL OR CONSEQUENTIAL DAMAGES (INCLUDING BUT NOT LIMITED TO LIABILITY FOR LOSS OF PROFITS) ARISING FROM THE SALE OR USE OF THIS PRODUCT. SOME STATES IN THE U.S. AND SOME CANADIAN PROVINCES DO NOT ALLOW THE EXCLUSION OR LIMITATION OF INCIDENTAL OR CONSEQUENTIAL DAMAGES, SO THE ABOVE LIMITATION OR EXCLUSION MAY NOT APPLY TO YOU.

THIS LIMITED WARRANTY GIVES YOU SPECIFIC LEGAL RIGHTS, AND YOU MAY ALSO HAVE OTHER RIGHTS WHICH VARY FROM STATE TO STATE IN THE U.S., PROVINCE TO PROVINCE IN CANADA AND FROM COUNTRY TO COUNTRY. THIS LIMITED WARRANTY APPLIES ONLY TO PRODUCTS SOLD WITHIN THE UNITED STATES OF AMERICA, CANADA AND THE COMMONWEALTH OF PUERTO RICO. FOR WARRANTY COVERAGE WITHIN OTHER COUNTRIES, CONTACT YOUR LOCAL SKIL DEALER OR IMPORTER.



[www.skiltools.com](http://www.skiltools.com)

# SKIL®

Robert Bosch Tool Corporation  
1800 W. Central Road  
Mount Prospect, IL 60056  
877-SKIL-999

In Canada contact:  
Robert Bosch Incorporated  
6955 Creditview Road  
Mississauga, Ontario  
L5N 1R1 Canada

In Mexico contact:  
Robert Bosch, S.A. de C.V.  
Dr. Lucio 270  
Col. Doctores  
06720 Mexico, D.F.