

# Frameless Shower Hardware

## Hinges

### Section 1A



## Door Header Hardware

### Section 1B




## Accessories

### Section 1C



## Shower Enclosure Clear PVC Seals

### Section 1D



## Cleaning Products

### Section 1E



## FRAMELESS SHOWER HARDWARE

1

## STANDOFFS & DECORATIVE GLASS SHELF HARDWARE

2

## CAULKING, INSULATING FOAM & GLAZING SPLINE

3

## TOOLS & MACHINERY

4

## SHOP SUPPLIES

5

## FASTENERS

6

## MIRROR HARDWARE

7

## CABINET & FURNITURE GLASS HARDWARE

8

## DOORS & WINDOWS HARDWARE

9

## WEATHER STRIPPING

10

## SCREEN & SCREENING SUPPLIES

11

## GLASS BALUSTER & RAILING

12

## GLASS ARCHITECTURAL HARDWARE

13

## SLIDING DOOR SYSTEMS

14

## MOLDINGS

15

## COMMERCIAL DISPLAY HARDWARE

16

## AUTOMOTIVE

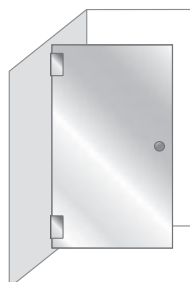
17

# SECTION 1

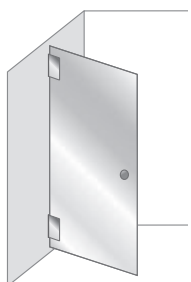
# FRAMELESS SHOWER HARDWARE

## FIND THE RIGHT HINGE

Glass-to-wall 90°



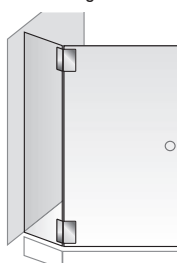
Glass-to-wall 135°



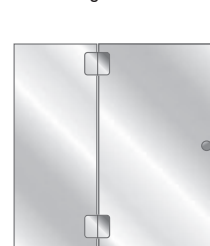
Glass-to-glass 90°



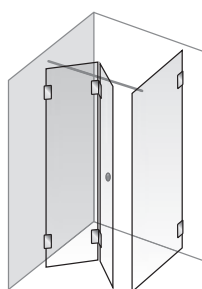
Glass-to-glass 135°



Glass-to-glass 180°



Bi-fold glass-to-glass



Top and bottom pivot hinge



Top and bottom wall mount pivot with open space



Top and bottom pivot with mobile transom



Top and bottom pivot with fixed transom



## FINISHES

Stainless steel



Polished stainless steel



White



Bronze



Oil-rubbed bronze



Chrome



Brushed chrome



Satin chrome



Brushed pewter



Antique copper



Antique brushed copper



Brass



Antique brass



Polished brass



Satin brass



Brushed nickel



Black nickel



Polished nickel



## TABLE OF CONTENTS

### HINGES AND CLAMPS

<b>HALF-MOON STYLE</b> .....	1A3
• Half-moon style hinges.....	1A3
• Half-moon style clamps.....	1A6
<b>SQUARE STYLE</b> .....	1A7
• Square style hinges.....	1A7
• Square style clamps.....	1A17
<b>BEVELED STYLE</b> .....	1A19
• Beveled style hinges.....	1A19
• Beveled style clamps.....	1A27
<b>ROUND STYLE</b> .....	1A28
• Round style hinges.....	1A28
• Round style clamps.....	1A29

### DOOR HEADER HARDWARE

<b>DOOR HEADERS SUPPORTS</b> .....	1B1
<b>SUPPORT BARS</b> .....	1B2
• Square.....	1B2
• Round.....	1B3

### ACCESSORIES

<b>DOOR KNOBS</b> .....	1C1
• Back-to-back.....	1C1
<b>DOOR PULLS</b> .....	1C3
• Back-to-back.....	1C3
◦ C-shaped.....	1C3
◦ Square tubular.....	1C3
◦ Offset.....	1C5
◦ Stylized.....	1C5
• Combined.....	1C6
<b>TOWEL BARS</b> .....	1C7
<b>ROBE HOOKS</b> .....	1C8
<b>TOILET PAPER HOLDER</b> .....	1C8
<b>LOCKS</b> .....	1C9
<b>DOOR STOPS</b> .....	1C10
<b>SHOWER ENCLOSURE CLEAR PVC SEALS</b> .....	1C10
• Sweeps.....	1D1
• Horizontal gaskets.....	1D1
• Vertical gaskets.....	1D3
<b>CLEANING PRODUCTS</b> .....	1E1



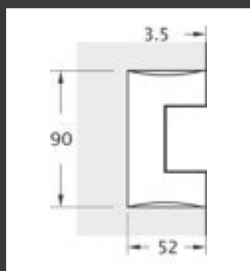
HINGES

HALF-MOON STYLE

OPTIMUM COLLECTION



8713190T-XXX



**FEATURES**

- Streamlined design
- Solid brass, stainless steel pin & spring
- Self-centering when within 25° of closed position
- Included products: gaskets for protection, installation screws, hex key, template and cover caps to conceal fixings (chrome finish only)
- Designed for 5/16" to 1/2" (8 to 12 mm) thick glass
- Finishes: 140 (Chrome), 195 (Brushed nickel)



8713190LSH



87131135P



8713290SH



87132135SH



87132180SH

HINGE TYPE	HINGE ANGLE	MAX. CAPACITY (2 HINGES)	NO.	FINISH
Glass-to-wall	90°, full back plate	99 lb (45 kg)	<b>8713190T</b>	140, 195
	90°, offset back plate		<b>8713190LSH</b>	140, 195
	135°		<b>87131135P</b>	140, 195
Glass-to-glass	90°	99 lb (45 kg)	<b>8713290SH</b>	140, 195
	135°		<b>87132135SH</b>	140, 195
	180°		<b>87132180SH</b>	140, 195

Glass cut-out required





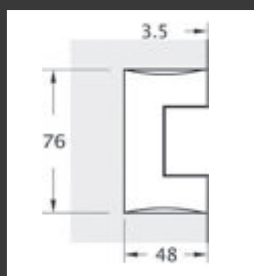
HINGES

**HALF-MOON STYLE**

OPTIMUM COMPACT COLLECTION



8713S190T-XXX



**FEATURES**

- Smaller size, streamlined design
- Solid brass, stainless steel pin & spring
- Self-centering when within 25° of closed position
- Included products: gaskets for protection, installation screws, hex key, template and cover caps to conceal fixings (chrome finish only)
- Designed for 1/4" to 5/16" (6 to 8 mm) thick glass
- Finishes: 140 (Chrome), 195 (Brushed nickel)



8713S290



8713S2135



8713S2180

HINGE TYPE	HINGE ANGLE	MAX. CAPACITY (2 HINGES)	NO.	FINISH
Glass-to-wall	90°, full back plate	77 lb (35 kg)	<b>8713S190T</b>	140, 195
	90°		<b>8713S290</b>	140, 195
Glass-to-glass	135°	77 lb (35 kg)	<b>8713S2135</b>	140, 195
	180°		<b>8713S2180</b>	140, 195

Glass cut-out required

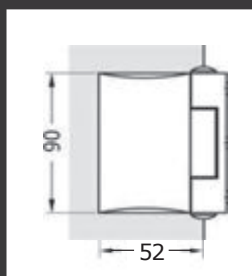
HINGES

**HALF-MOON STYLE**

OPTIMUM BF COLLECTION



8710190-XXX



**FEATURES**

- Bi-fold streamlined design
- Solid brass, stainless steel pin & spring
- Self-centering when within 25° of closed position
- Included products: gaskets for protection, installation screws, hex key, template and cover caps to conceal fixings (chrome finish only)
- Designed for 5/16" to 1/2" (8 to 12 mm) thick glass
- Finishes: 140 (Chrome), 195 (Brushed nickel)



8723190



8724090



87102180



87232180



87242180

HINGE TYPE	HINGE ANGLE	MAX. CAPACITY (2 HINGES)	SPECIAL FEATURE	NO.	FINISH
Glass-to-wall	90°	99 lb (45 kg)	Bi-fold	<b>8710190</b>	140, 195
	90°, offset back plate	66 lb (30 kg)		<b>8723190</b>	140, 195
	90°	44 lb (20 kg)		<b>8724090</b>	140, 195
Glass-to-glass	180°	99 lb (45 kg)	Bi-fold	<b>87102180</b>	140, 195
	180°	66 lb (30 kg)		<b>87232180</b>	140, 195
	180°	44 lb (20 kg)		<b>87242180</b>	140, 195

Glass cut-out required



**CLAMPS**

**HALF-MOON STYLE**

**OPTIMUM COLLECTION**

**FEATURES**

- Designed for 5/16" to 1/2" (8 to 12 mm) thick glass
- Finishes: 140 (Chrome), 195 (Brushed nickel)



8720190T



8720190L



8720190C1



8720290



87202135



87202180

CLAMP TYPE	CLAMP ANGLE	MAX. CAPACITY (2 CLAMPS)	NO.	FINISH
Glass-to-wall	90°, full back plate	99 lb (45 kg)	<b>8720190T</b>	140, 195
	90°, offset back plate		<b>8720190L</b>	140, 195
	90°		<b>8720190C1</b>	140, 195
Glass-to-glass	90°	99 lb (45 kg)	<b>8720290</b>	140, 195
	135°		<b>87202135</b>	140, 195
	180°		<b>87202180</b>	140, 195

Glass cut-out required



**CLAMPS**

**HALF-MOON STYLE**

**OPTIMUM COMPACT COLLECTION**

**FEATURES**

- Designed for 1/4" to 1/2" (6 to 12 mm) thick glass
- Finishes: 140 (Chrome), 195 (Brushed nickel)



8713190LSB



8713190C1



87131180



8713290SB



87132135SB



87132180SB

CLAMP TYPE	CLAMP ANGLE	MAX. CAPACITY (2 CLAMPS)	NO.	FINISH
Glass-to-wall	90°, offset back plate	77 lb (35 kg)	<b>8713190LSB</b>	140, 195
	90°, "short" plate		<b>8713190C1</b>	140, 195
	180°		<b>87131180</b>	140, 195
Glass-to-glass	90°	77 lb (35 kg)	<b>8713290SB</b>	140, 195
	135°		<b>87132135SB</b>	140, 195
	180°		<b>87132180SB</b>	140, 195

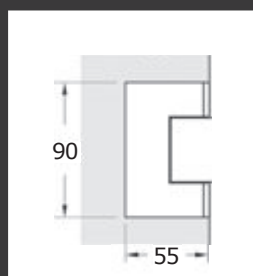
Glass cut-out required



HINGES  
**SQUARE STYLE**  
SWITZERLAND COLLECTION



SDGEN037-XXX



**FEATURES**

- Square corners and edges
- Solid brass, stainless steel pin & spring
- Self-centering when within 15° of closed position
- Included products: gaskets for protection, installation screws, hex key and template
- Designed for 5/16" to 3/8" (8 to 10 mm) thick glass
- Finishes: ABCO (Antique brushed copper), BN (Brushed nickel), BR (Polished brass), BSC (Brushed chrome), CH, CHE (Chrome), GM (Black nickel), ORB (Oil-rubbed bronze), PN (Polished nickel), SC (Satin chrome)



SDGEN074



SDGEN044



SDGEN092



SDGEN045



SDGEN180

HINGE TYPE	HINGE ANGLE	MAX. CAPACITY (2 HINGES)	NO.	FINISH
Glass-to-wall	90°, full back plate	79 lb (36 kg)	<b>SDGEN037</b>	ABCO, BN, BR, BSC, CH, CHE, GM, ORB, PN, SC
	90°, short back plate		<b>SDGEN074</b>	ABCO, BN, BR, BSC, CH, CHE, ORB, PN, SC
	90°, offset back plate		<b>SDGEN044</b>	BN, BR, CH, ORB, PN, SC
Glass-to-glass	90°	79 lb (36 kg)	<b>SDGEN092</b>	BN, CH, ORB
	135°		<b>SDGEN045</b>	BN, BR, BSC, CH, ORB
	180°		<b>SDGEN180</b>	ABCO, BN, BR, CH, CHE, ORB, PN, SC

Glass cut-out required



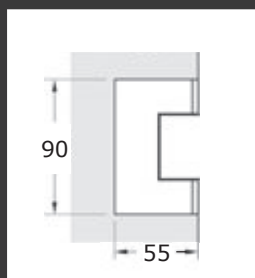
**HINGES**

**SQUARE STYLE**

ADJUSTABLE SWITZERLAND COLLECTION



SDGEN337-XXX



**FEATURES**

- Square corners and edges
- Solid brass, with stainless steel pin & spring
- Self-centering when within 15° of closed position
- Included products: gaskets for protection, installation screws, hex key and template
- Designed for 5/16" to 1/2" (8 to 12 mm) thick glass
- Finishes: BN (Brushed nickel), BR (Polished brass), CH (Chrome), ORB (Oil-rubbed bronze), SC (Satin chrome)



SDGEN344



SDGEN345



SDGEN380

HINGE TYPE	HINGE ANGLE	MAX. CAPACITY (2 HINGES)	SPECIAL FEATURE	NO.	FINISH
Glass-to-wall	90°, full back plate	79 lb (36 kg)	Adjustable closing angle	<b>SDGEN337</b>	BN, BR, CH, ORB, SC
	90°, offset back plate			<b>SDGEN344</b>	BN, CH
Glass-to-glass	135°	79 lb (36 kg)	Adjustable closing angle	<b>SDGEN345</b>	BN, CH, ORB
	180°			<b>SDGEN380</b>	BN, CH, ORB

Glass cut-out required

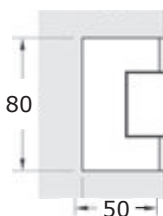
HINGES

**SQUARE STYLE**

JUNIOR SWITZERLAND COLLECTION



SDJRG037-XXX



**FEATURES**

- Smaller size, with square corners and edges
- Solid brass, stainless steel pin & spring
- Self-centering when within 15° of closed position
- Included products: gaskets for protection, installation screws, hex key and template
- Designed for 1/4" to 5/16" (6 to 8 mm) thick glass
- Finishes: BN (Brushed nickel), CH (Chrome)



SDJRG044



SDJRG537



SDJRG092



SDJRG180

HINGE TYPE	HINGE ANGLE	MAX. CAPACITY (2 HINGES)	MAX. CAPACITY (3 HINGES)	SPECIAL FEATURE	NO.	FINISH
Glass-to-wall	90°, 'H' back plate	62 lb (28 kg)	92 lb (42 kg)	—	SDJRG037	BN, CH
	90°, offset back plate				SDJRG044	CH
	90°, offset back plate				SDJRG537	BN, CH
Glass-to-glass	90°	62 lb (28 kg)	92 lb (42 kg)	—	SDJRG092	CH
	180°				SDJRG180	CH

Glass cut-out required





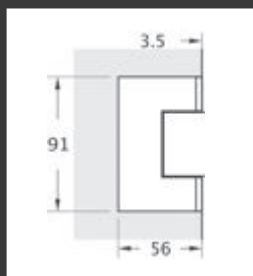
**HINGES**

**SQUARE STYLE**

PRIME COLLECTION



8710190T-XXX



**FEATURES**

- Square corners and edges
- Solid brass, with stainless steel pin & spring
- Self-centering when within 15° of closed position
- Included products: gaskets for protection, installation screws, hex key, template and cover caps to conceal fixings (chrome finish only)
- Designed for 5/16" to 3/8" (8 to 10 mm) thick glass
- Finishes: 140 (Chrome), 195 (Brushed nickel)




8710190H



8710190LSH



8710H190S



87101360

HINGE TYPE	HINGE ANGLE	MAX. CAPACITY (2 HINGES)	SPECIAL FEATURE	NO.	FINISH
Glass-to-wall	90°, full back plate	99 lb (45 kg)	—	<b>8710190T</b>	140, 195
	90°, "H" back plate			<b>8710190H</b>	140, 195
	90°, offset back plate			<b>8710190LSH</b>	140, 195
	90°, short back plate	110 lb (50 kg)		<b>8710H190S</b>	140, 195
	360°	—	Pivot	<b>87101360</b>	140, 195

Glass cut-out required

**FEATURES**

- Finishes: 140 (Chrome), 195 (Brushed nickel)

**HINGES**

**SQUARE STYLE**

PRIME COLLECTION




871010290SH



87102135SH



87102180SH



87102360

HINGE TYPE	HINGE ANGLE	MAX. CAPACITY (2 HINGES)	SPECIAL FEATURE	NO.	FINISH
Glass-to-glass	90°	99 lb (45 kg)	—	871010290SH	140, 195
	135°			87102135SH	140, 195
	180°			87102180SH	140, 195
	360°		Pivot	87102360	140, 195

Glass cut-out required

**FEATURES**

- Finishes: 140 (Chrome), 195 (Brushed nickel)

**HINGES**

**SQUARE STYLE**

ADJUSTABLE PRIME COLLECTION



8710HA190S



8710390B



8710H2180

HINGE TYPE	HINGE ANGLE	MAX. CAPACITY (2 HINGES)	SPECIAL FEATURE	NO.	FINISH
Glass-to-wall	90°, short back plate	110 lb (50 kg)	Adjustable closing angle	8710HA190S	140, 195
Glass-to-glass	90°, 3-way hinge	99 lb (45 kg)	Adjustable tension	8710390B	140, 195
	180°	110 lb (50 kg)		8710H2180	140, 195

Glass cut-out required



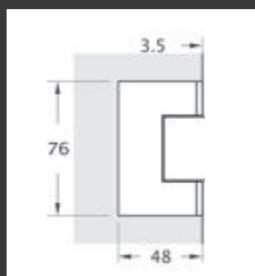
**HINGES**

**SQUARE STYLE**

PRIME COMPACT COLLECTION



8710S190T-XXX



**FEATURES**

- Square corners and edges
- Solid brass, with stainless steel pin & spring
- Self-centering when within 25° of closed position
- Included products: gaskets for protection, installation screws, hex key, template and cover caps to conceal fixings (chrome finish only)
- Designed for 1/4" to 5/16" (6 to 8 mm) thick glass
- Finishes: 140 (Chrome), 195 (Brushed nickel)



8710S190L



8710S290



8710S2135



8710S2180

HINGE TYPE	HINGE ANGLE	MAX. CAPACITY (2 HINGES)	NO.	FINISH
Glass-to-wall	90°, full back plate	77 lb (35 kg)	<b>8710S190T</b>	140, 195
	90°, offset back plate		<b>8710S190L</b>	140, 195
Glass-to-glass	90°	77 lb (35 kg)	<b>8710S290</b>	140, 195
	135°		<b>8710S2135</b>	140, 195
	180°		<b>8710S2180</b>	140, 195

Glass cut-out required



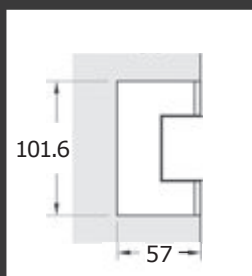
HINGES

SQUARE STYLE

AUSTRIA COLLECTION



SDVIE037-XXX



**FEATURES**

- Oversized design with square corners and edges
- Solid brass, stainless steel pin & spring
- Self-centering when within 15° of closed position
- Included products: gaskets for protection, installation screws, hex key and template
- Designed for 3/8" to 1/2" (10 to 12 mm) thick glass
- Finishes: ABCO (Antique brushed copper), BN (Brushed nickel), BR (Polished brass), BSC (Brushed chrome), CH (Chrome), ORB (Oil-rubbed bronze), PN (Polished nickel), SC (Satin chrome)



SDVIE044



SDVIE074



SDVIE092



SDVIE045



SDVIE180

HINGE TYPE	HINGE ANGLE	MAX. CAPACITY (2 HINGES)	NO.	FINISH
Glass-to-wall	90°, full back plate	99 lb (45 kg)	SDVIE037	ABCO, BN, BR, CH, ORB, PN, SC
	90°, offset back plate		SDVIE044	BN, CH, ORB, PN
	90°, short back plate		SDVIE074	BN, BR, BSC, CH, ORB, PN, SC
Glass-to-glass	90°	110 lb (50 kg)	SDVIE092	BN, CH
	135°		SDVIE045	BN, CH, ORB
	180°		SDVIE180	BN, BSC, CH, ORB, PN, SC

Glass cut-out required



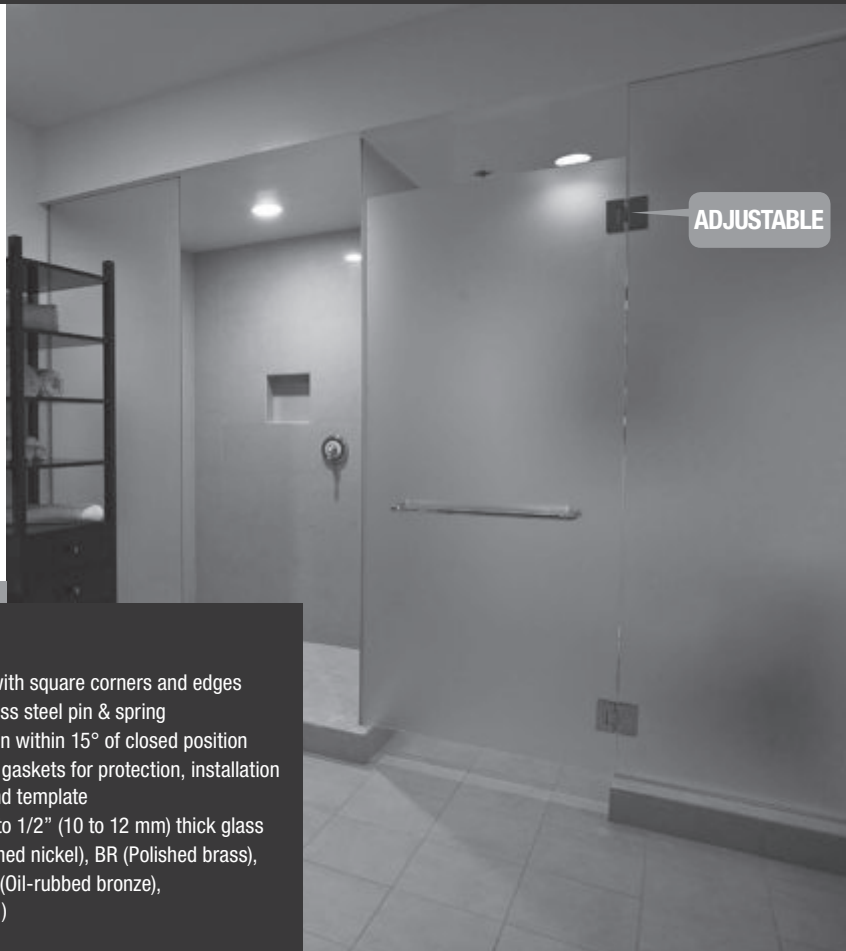
**HINGES**

**SQUARE STYLE**

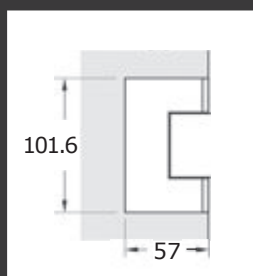
ADJUSTABLE AUSTRIA COLLECTION



SDVIE337-XXX



ADJUSTABLE



**FEATURES**

- Oversized design with square corners and edges
- Solid brass, stainless steel pin & spring
- Self-centering when within 15° of closed position
- Included products: gaskets for protection, installation screws, hex key and template
- Designed for 3/8" to 1/2" (10 to 12 mm) thick glass
- Finishes: BN (Brushed nickel), BR (Polished brass), CH (Chrome), ORB (Oil-rubbed bronze), PN (Polished nickel)



SDVIE344



SDVIE374



SDVIE345



SDVIE380

HINGE TYPE	HINGE ANGLE	MAX. CAPACITY (2 HINGES)	SPECIAL FEATURE	NO.	FINISH
Glass-to-wall	90°, full back plate	99 lb (45 kg)	Adjustable closing angle	<b>SDVIE337</b>	BN, BR, CH, ORB
	90°, offset back plate			<b>SDVIE344</b>	BN, CH
	90°, short back plate	110 lb (50 kg)		<b>SDVIE374</b>	BN, CH
Glass-to-glass	135°	110 lb (50 kg)	Adjustable closing angle	<b>SDVIE345</b>	BN, CH
	180°			<b>SDVIE380</b>	BN, CH

Glass cut-out required

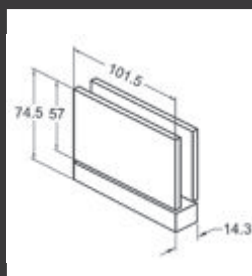
HINGES

**SQUARE STYLE**

SENIOR CADDY COLLECTION



SDSRCAR00-XXX  
SDSRCAR000-XXX



**FEATURES**

- Oversized design, top or bottom mounting 360° pivot hinge
- Square corners and edges design
- Solid brass, stainless steel pin & spring
- Self-centering when within 15° of closed position
- Included products: gaskets for protection, installation screws, hex key and template
- Designed for 3/8" to 1/2" (10 to 12 mm) thick glass
- Finishes: BN (Brushed nickel), BR (Polished brass), BSC (Brushed chrome), CH (Chrome), ORB (Oil-rubbed bronze), PN (Polished nickel), SC (Satin chrome)



SDSRCAR01  
SDSRCAR001



SDSRCAR05L



SDSRCAR05R



SDSRCAR02

HINGE TYPE	HINGE ANGLE	MAX. CAPACITY (2 HINGES)	SPECIAL FEATURE	NO.	FINISH
Header mount	360°	119 lb (54 kg)	Standard header mount pivot	<b>SDSRCAR00</b>	BN, BR, CH, ORB, SC
			Free-swinging header mount pivot	<b>SDSRCAR000</b>	CH
			Pivot with adjustable tension	<b>SDSRCAR01</b>	BN, BR, BSC, CH, ORB, PN, SC
Top or bottom mount	360°	99 lb (45 kg)	Pivot with adjustable closing angle	<b>SDSRCAR001</b>	CH
Glass-to-wall	360°, offset back plate		Pivot, left-hand mount	<b>SDSRCAR05L</b>	BN
			Pivot, right-hand mount	<b>SDSRCAR05R</b>	CH
Glass-to-glass	360°		Pivot, glass-to-glass	<b>SDSRCAR02</b>	BN, CH, ORB, SC

Glass cut-out required





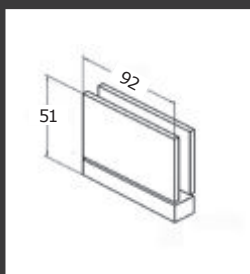
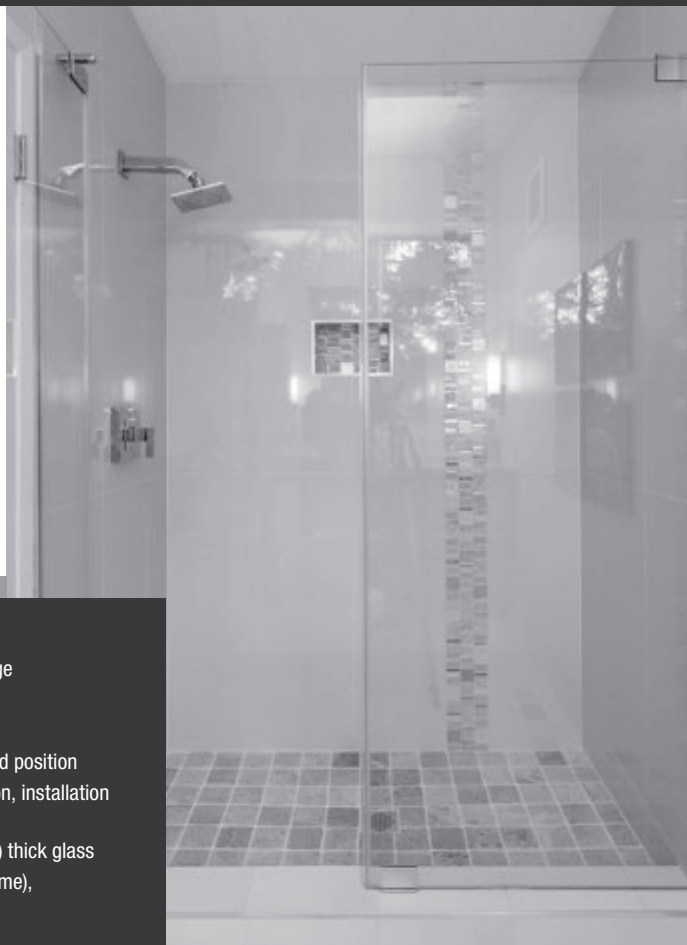
**HINGES**

**SQUARE STYLE**

CADDY COLLECTION



SDCAR01-XXX



**FEATURES**

- Top or bottom mounting 360° pivot hinge
- Square corners and edges
- Solid brass, stainless steel pin & spring
- Self-centering when within 15° of closed position
- Included products: gaskets for protection, installation screws, hex key and template
- Designed for 5/16" to 3/8" (8 to 10 mm) thick glass
- Finishes: BN (Brushed nickel), CH (Chrome), ORB (Oil-rubbed bronze)



SDCAR02

HINGE TYPE	HINGE ANGLE	MAX. CAPACITY (2 HINGES)	SPECIAL FEATURE	NO.	FINISH
Glass-to-wall	360°	99 lb (45 kg)	Pivot	<b>SDCAR01</b>	BN, CH, ORB
Glass-to-glass	360°	99 lb (45 kg)	Pivot	<b>SDCAR02</b>	BN, CH, ORB

Glass cut-out required

### FEATURES

- Designed for 1/4" to 1/2" (6 to 12 mm) thick glass
- Finishes: 140 (Chrome), 195 (Brushed nickel)

### CLAMPS

## SQUARE STYLE

### PRIME COMPACT COLLECTION



8710190C2



8710190LSB



8710190C1



8710190C3



87101180



8710290SB



87102135SB



87102180SB

CLAMP TYPE	CLAMP ANGLE	MAX. CAPACITY (2 CLAMPS)	NO.	FINISH
Glass-to-wall	90°	77 lb (35 kg)	8710190C2	140, 195
	90°, offset back plate		8710190LSB	140
	90°, short back plate		8710190C1	140
	180°		8710190C3	140, 195
Glass-to-glass	90°	77 lb (35 kg)	87101180	140
	135°		8710290SB	140
	180°		87102135SB	140
			87102180SB	140

Glass cut-out required

### FEATURES

- Finishes: BAC (Antique copper), BN (Brushed nickel), BP (Brushed pewter), BR (Polished brass), BSC (Brushed chrome), CH (Chrome), GM (Black nickel), LB (Brass), ORB (Oil-rubbed bronze), PN (Polished nickel), SB (Satin brass), SC (Satin chrome)

### CLAMPS

## SQUARE STYLE



SDSCU4



SDSGCU1



SDGE90S



SDSGC039



SDSGC186

CLAMP TYPE	CLAMP ANGLE	SAFETY GLASS THICKNESS	NO.	FINISH
Glass-to-wall	90°	3/8" to 1/2" (10 to 12 mm)	SDSCU4	BAC, BN, BR, BSC, CH, GM, ORB, PN, SB, SC
	90°, short back plate		SDSGCU1	BN, CH
	90°, "L" back plate	5/16" to 1/2" (8 to 12 mm)	SDGE90S	BN, CH, PN
	90°, offset back plate	3/8" to 1/2" (10 to 12 mm)	SDSGC039	CH
	90°, for mobile transom		SDSGC186	BN, CH, ORB

Glass cut-out required



CLAMPS

SQUARE STYLE

FEATURES

- Finishes: BAC (Antique copper), BN (Brushed nickel), BR (Polished brass), BSC (Brushed chrome), CH (Chrome), ORB (Oil-rubbed bronze), PN (Polished nickel), SC (Satin chrome)



SDGE090



SDSGC90



SDSGC135



SDGCB180



SDSGC180



SDSGC182



SDSGC188

CLAMP TYPE	CLAMP ANGLE	SAFETY GLASS THICKNESS	NO.	FINISH
Glass-to-glass	90°	3/8" to 1/2" (10 to 12 mm)	<b>SDGE090</b>	BN, CH
	90°		<b>SDSGC90</b>	BN, BR, CH, ORB, PN
	135°		<b>SDSGC135</b>	CH, ORB
	180°	5/16" to 1/2" (8 to 12 mm)	<b>SDGCB180</b>	BN, CH, ORB
	180°		<b>SDSGC180</b>	BN, CH
	180°	3/8" to 1/2" (10 to 12 mm)	<b>SDSGC182</b>	BN, CH, ORB, PN
	180°, for mobile transom		<b>SDSGC188</b>	BN

Glass cut-out required



CLAMPS

SQUARE STYLE

FEATURES

- Finishes: BN (Brushed nickel), CH (Chrome)

ADJUSTABLE CLAMPS



SDADJ037



SDADJ180


CLAMP TYPE	CLAMP ANGLE	SAFETY GLASS THICKNESS	NO.	FINISH
Glass-to-wall	Offset back plate	5/16" to 1/2" (8 to 12 mm)	<b>SDADJ037</b>	CH
Glass-to-glass	90° to 180°	3/8" to 1/2" (10 to 12 mm)	<b>SDADJ180</b>	BN, CH

Glass cut-out required

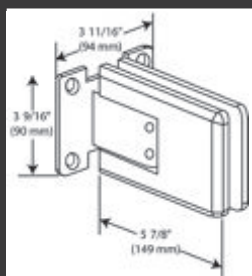
HINGES

**BEVELED STYLE**

WORLD COLLECTION



SDATL01-XXX



**FEATURES**

- Oversized design with elongated shape
- Radius corners and beveled edges design
- Self-centering when within 15° of closed position
- Included products: gaskets for protection, installation screws, hex key and template
- Adjustable closing angle
- Designed for 5/16" to 1/2" (8 to 12 mm) thick glass
- Finishes: BN (Brushed nickel), CH (Chrome)



SDATL10

HINGE TYPE	HINGE ANGLE	MAX. CAPACITY (2 HINGES)	SPECIAL FEATURE	NO.	FINISH
Glass-to-wall	90°, "H" back plate	141 lb (64 kg)	Adjustable tension	SDATL01	BN, CH
				SDATL10	BN, CH

Glass cut-out required



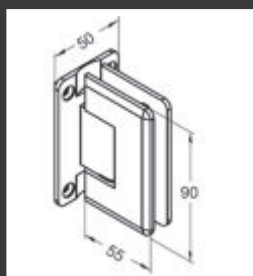
### HINGES

## BEVELED STYLE

### GOLF COLLECTION



SDPIN037-XXX



### FEATURES

- Smaller size, with radius corners and beveled edges
- Self-centering when within 15° of closed position
- Included products: gaskets for protection, installation screws, hex key and template
- Designed for 1/2" to 3/8" (8 to 12 mm) thick glass
- Finishes: ABCO (Antique brushed copper), BN (Brushed nickel), BR (Polished brass), BSC (Brushed chrome), CH (Chrome), ORB (Oil-rubbed bronze), PN (Polished nickel), SC (Satin chrome)



SDPIN074



SDPIN044



SDPIN092



SDPIN045



SDPIN180

HINGE TYPE	HINGE ANGLE	MAX. CAPACITY (2 HINGES)	NO.	FINISH
Glass-to-wall	90°, "H" back plate	79 lb (36 kg)	<b>SDPIN037</b>	ABCO, BN, CH, ORB, BR, BSC, PN, SC
	90°, short back plate		<b>SDPIN074</b>	BN, CH, SC
	90°, offset back plate		<b>SDPIN044</b>	BN, BSC, CH, ORB
Glass-to-glass	90°	79 lb (36 kg)	<b>SDPIN092</b>	BN, PN
	135°		<b>SDPIN045</b>	BN, CH, ORB, PN
	180°		<b>SDPIN180</b>	BN, BR, CH, ORB, SC, BSC, PN

Glass cut-out required



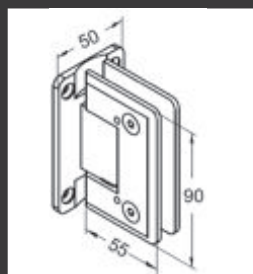
HINGES

**BEVELED STYLE**

ADJUSTABLE GOLF COLLECTION



SDPIN337-XXX



**FEATURES**

- Smaller size, with radius corners and beveled edges
- Self-centering when within 15° of closed position
- Included products: gaskets for protection, installation screws, hex key and template
- Designed for 5/16" to 1/2" (10 to 12 mm) thick glass
- Finishes: ABCO (Antique brushed copper), BN (Brushed nickel), CH (Chrome), ORB (Oil-rubbed bronze)



SDPIN374



SDPIN344



SDPIN345



SDPIN380

HINGE TYPE	HINGE ANGLE	MAX. CAPACITY (2 HINGES)	SPECIAL FEATURE	NO.	FINISH
Glass-to-wall	90°, "H" back plate	79 lb (36 kg)	Adjustable closing angle	SDPIN337	BN, CH, ORB
	90°, short back plate			SDPIN374	CH
	90°, offset back plate			SDPIN344	BN, CH
Glass-to-glass	135°	79 lb (36 kg)	Adjustable closing angle	SDPIN345	ABCO, BN, CH, ORB
	180°			SDPIN380	BN, CH, ORB

Glass cut-out required



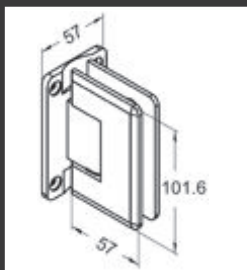
### HINGES

## BEVELED STYLE

GERMANY COLLECTION



SDCOL037-XXX



### FEATURES

- Oversize design with radius corners and beveled edges
- Self-centering when within 15° of closed position
- Included products: gaskets for protection, installation screws, hex key and template
- Designed for 3/8" to 1/2" (10 to 12 mm) thick glass
- Finishes: ABCO (Antique brushed copper), BN (Brushed nickel), CH (Chrome), ORB (Oil-rubbed bronze), PN (Polished nickel), SC (Satin chrome)



SDCOL074



SDCOL044



SDCOL092



SDCOL045



SDCOL180

HINGE TYPE	HINGE ANGLE	MAX. CAPACITY (2 HINGES)	NO.	FINISH
Glass-to-wall	90°, "H" back plate	99 lb (45 kg)	<b>SDCOL037</b>	BN, CH, ORB, PN
	90°, short back plate		<b>SDCOL074</b>	BN, CH, ORB, PN, SC
	90°, offset back plate		<b>SDCOL044</b>	BN, CH, ORB
Glass-to-glass	90°	99 lb (45 kg)	<b>SDCOL092</b>	BN, CH
	135°		<b>SDCOL045</b>	BN, CH, ORB
	180°		<b>SDCOL180</b>	ABCO, BN, CH, ORB

Glass cut-out required

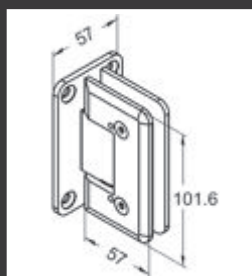
HINGES

**BEVELED STYLE**

ADJUSTABLE GERMANY COLLECTION



SDCOL337-XXX



**FEATURES**

- Oversize design with radius corners and beveled edges
- Self-centering when within 15° of closed position
- Included products: gaskets for protection, installation screws, hex key and template
- Designed for 3/8" to 1/2" (10 to 12 mm) thick glass
- Finishes: BN (Brushed nickel), CH (Chrome), ORB (Oil-rubbed bronze)



SDCOL344



SDCOL345



SDCOL380

HINGE TYPE	HINGE ANGLE	MAX. CAPACITY (2 HINGES)	SPECIAL FEATURE	NO.	FINISH
Glass-to-wall	90°, full back plate	99 lb (45 kg)	Adjustable closing angle	SDCOL337	BN, CH, ORB
	90°, offset back plate			SDCOL344	CH
Glass-to-glass	135°	99 lb (45 kg)	Adjustable closing angle	SDCOL345	BN, CH, ORB
	180°			SDCOL380	BN, CH, ABCO, ORB

Glass cut-out required



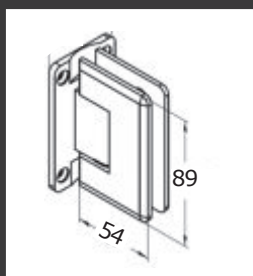
### HINGES

## BEVELED STYLE

### EXTREME COLLECTION



SDULT037-XXX



### FEATURES

- Oversize design with radius corners and beveled edges
- All stainless construction (including pin & spring)
- Self-centering when within 15° of closed position
- Included products: gaskets for protection, installation screws, hex key and template
- Designed for 5/16" to 1/2" (8 to 12 mm) thick glass
- Finishes: PS (Polished stainless steel), SS (Stainless steel)



SDULT180

HINGE TYPE	HINGE ANGLE	MAX. CAPACITY (2 HINGES)	SPECIAL FEATURE	NO.	FINISH
Glass-to-wall	90°, "H" back plate	95 lb (43 kg)	Stainless steel	SDULT037	PS, SS
Glass-to-glass	180°	95 lb (43 kg)	Stainless steel	SDULT180	SS

Glass cut-out required



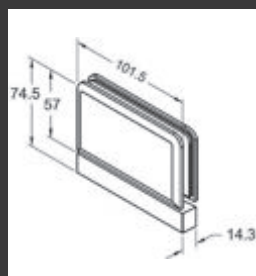
HINGES

**BEVELED STYLE**

SENIOR SUPERSTAR COLLECTION



SDSRPPH00-XXX



**FEATURES**

- Oversized, top or bottom mounting 360° pivot hinge
- Radius corners and beveled edges design
- Self-centering when within 15° of closed position
- Included products: gaskets for protection, installation screws, hex key and template
- Designed for 3/8" to 1/2" (10 to 12 mm) thick glass
- Finishes: BN (Brushed nickel), CH (Chrome), PN (Polished nickel), SC (Satin chrome)



SDSRPPH01



SDSRPPH05L



SDSRPPH05R



SDSRPPH02

HINGE TYPE	HINGE ANGLE	MAX. CAPACITY (2 HINGES)	SPECIAL FEATURE	NO.	FINISH
Header mount	360°	121 lb (55 kg)	Pivot	SDSRPPH00	BN, CH, PN
Glass-to-curb				SDSRPPH01	BN, CH, PN, SC
Glass-to-wall	360°, offset back plate	99 lb (45 kg)	Pivot, left-hand mount	SDSRPPH05L	CH
	360°, offset back plate		Pivot, right-hand mount	SDSRPPH05R	BN, CH
Glass-to-glass	360°	121 lb (55 kg)	Pivot	SDSRPPH02	BN, CH

Glass cut-out required





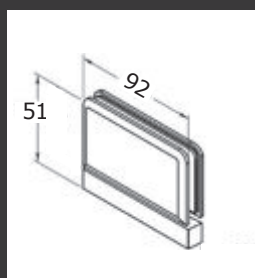
### HINGES

## BEVELED STYLE

### SUPERSTAR COLLECTION



SDPPH01-XXX



### FEATURES

- Top or bottom mounting 360° pivot hinge
- Radius corners and beveled edges design
- Self-centering when within 15° of closed position
- Included products: gaskets for protection, installation screws, hex key and template
- Designed for 5/16" to 3/8" (8 to 10 mm) thick glass
- Finishes: BN (Brushed nickel), BR (Polished brass), CH (Chrome), ORB (Oil-rubbed bronze), PN (Polished nickel), SC (Satin chrome)



SDPPH05



SDPPH02

HINGE TYPE	HINGE ANGLE	MAX. CAPACITY (2 HINGES)	SPECIAL FEATURE	NO.	FINISH
Top or bottom mount	360°	99 lb (45 kg)	Pivot	<b>SDPPH01</b>	BN, CH, ORB, PN
Glass-to-wall	360°, offset back plate	99 lb (45 kg)	Reversible pivot	<b>SDPPH05</b>	CH
Glass-to-glass	360°	99 lb (45 kg)	Pivot	<b>SDPPH02</b>	BN, CH, ORB

Glass cut-out required

CLAMPS

BEVELED STYLE



**FEATURES**

- Designed for 3/8" to 1/2" (10 to 12 mm) thick glass, except SDP190: 5/16" to 1/2" (8 to 12 mm)
- Finishes: ABCO (Antique brushed copper), ABR (Antique brass), BN (Brushed nickel), BR (Polished brass), BSC (Brushed chrome), CH (Chrome), GM (Black nickel), ORB (Oil-rubbed bronze), PN (Polished nickel), SC (Satin chrome), W (White)



SDBC4U



SDBG186



SDP190S



SDBG037



SDBG90



SDBG135



SDBG335



SDBG180



SDBG182



SDBG188

CLAMP TYPE	CLAMP ANGLE	SPECIAL FEATURE	NO.	FINISH
Glass-to-wall	90°	—	<b>SDBC4U</b>	BN, BR, CH, GM, ORB, SC
		For mobile transom	<b>SDBG186</b>	BN, CH
	90°, offset back plate	—	<b>SDP190S</b>	CH
		—	<b>SDBG037</b>	BN, CH
Glass-to-glass	90°	—	<b>SDBG90</b>	BN, BR, CH, ORB, PN
	135°	—	<b>SDBG135</b>	BN, CH, ORB
		For mobile transom	<b>SDBG335</b>	CH
	180°	—	<b>SDBG180</b>	BN, CH, ORB
		—	<b>SDBG182</b>	BN, CH, ORB, PN
		For mobile transom	<b>SDBG188</b>	BN, CH, ORB

Glass cut-out required



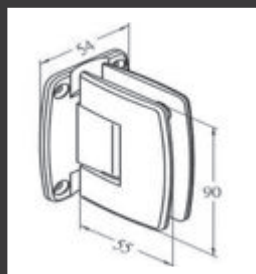
HINGES

**ROUND STYLE**

ITALIC COLLECTION



SDROM037-XXX



**FEATURES**

- Smaller size, with rounded corners and edges
- Self-centering when within 15° of closed position
- Included products: gaskets for protection, installation screws, hex key and template
- Designed for 5/16" to 3/8" (8 to 10 mm) thick glass
- Finish: CH (Chrome)



HINGE TYPE	HINGE ANGLE	MAX. CAPACITY (2 HINGES)	NO.	FINISH
Glass-to-wall	90°, "H" back plate	79 lb (36 kg)	<b>SDROM037</b>	CH

Glass cut-out required

CLAMPS

ROUND STYLE

**FEATURES**

- Finishes: ABCO (Antique brushed copper), ABR (Antique brass), BN (Brushed nickel), BR (Polished brass), BSC (Brushed chrome), CH (Chrome), G (Transparent/clear), ORB (Oil-rubbed bronze), PN (Polished nickel), SB (Satin brass), SC (Satin chrome), W (White)



SDUC66



SDUC77



SDUC79



SDGCB186



SDGCB90



SDGCB91



SDGCB135



SDGCB335



SDGCB182



SDGCB188

CLAMP TYPE	CLAMP ANGLE	SPECIAL FEATURE	SAFETY GLASS THICKNESS	NO.	FINISH
Glass-to-wall	90°, short back plate	—	1/4" (6 mm)	<b>SDUC66</b>	BN, CH
			5/16" to 3/8" (8 to 10 mm)	<b>SDUC77</b>	ABR, BN, BR, BSC, CH, ORB, PN, SB, W
	90°	Oversized U-clamp, wall mounting for fixed panel	5/16" to 1/2" (8 to 12 mm)	<b>SDUC79</b>	ABCO, BN, BR, CH, G, ORB, PN, SC
		Wall mounting, for mobile transom		<b>SDGCB186</b>	CH
Glass-to-glass	90°	—	5/16" to 1/2" (8 to 12 mm)	<b>SDGCB90</b>	BN, BR, ORB, PN
		Oversized		<b>SDGCB91</b>	BN, BR, CH, ORB, PN, SC
	135°	—	3/8" to 1/2" (10 to 12 mm)	<b>SDGCB135</b>	BN, BR, CH, ORB
		For mobile transom		<b>SDGCB335</b>	CH
	180°	Split Face	5/16" to 1/2" (8 to 12 mm)	<b>SDGCB182</b>	BN, CH, ORB, SC
		For mobile transom		<b>SDGCB188</b>	BN, CH, ORB

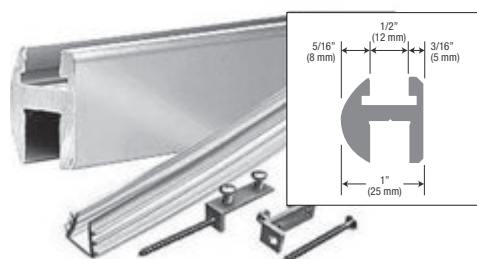
Glass cut-out required

DOOR HEADER HARDWARE

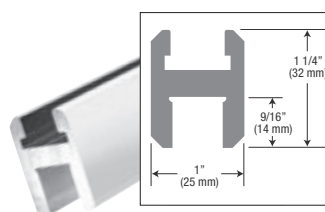
DOOR HEADER SUPPORTS

FEATURES

- Finishes: A (Satin chrome), BA, CH (Chrome), BGA (Polished brass), BN (Brushed nickel), ORB (Oil-rubbed bronze), PN (Polished nickel)



SDSDH660 - SDSDH980



SDSQH980

DESCRIPTION	SAFETY GLASS THICKNESS	LENGTH	NO.	MATERIAL	FINISH
Complete Euro header kits	5/16" to 1/2" (8 to 12 mm)	66" (1.7 m)	<b>SDSDH660</b>	Anodized aluminum	BA, BN
		98" (2.5 m)	<b>SDSDH980</b>		A, BA, BN, ORB, PN
Deluxe flat profile shower door header kit		98" (2.5 m)	<b>SDSQH980</b>		BA, BN, PN



SDS1F360



SDSDCEC12 - SDSDCEC38

DESCRIPTION	SAFETY GLASS THICKNESS	LENGTH	NO.	MATERIAL	FINISH
U-shaped snap-in filler insert for header	3/8" (10 mm)	36" (914 mm)	<b>SDS1F360_EXT</b>	Anodized aluminum	A, BA, BGA, BN, ORB
End caps for U-shaped snap-in filler insert	3/8" to 1/2" (10 to 12 mm)	1/2" (12 mm)	<b>SDSDCEC12</b>	Stainless steel	BN, CH
		3/8" (10 mm)	<b>SDSDCEC38</b>		BN, CH

\*Add the finish code before "EXT" to have the complete product code.




DOOR HEADER HARDWARE

SUPPORT BARS


SQUARE

FEATURES

- Finishes: BN (Brushed nickel), CH (Chrome)



SDSQ39 -  
SDSQ59



FIXATION TYPE	DESCRIPTION	SAFETY GLASS THICKNESS	DIMENSIONS (W x H x L)	NO.	FINISH
Bar	Support bars	1/4" to 1/2" (6 to 12 mm)	3/4" x 3/4" x 39" (19 x 19 x 990 mm)	SDSQ39	CH
			3/4" x 3/4" x 59" (19 mm x 19 mm x 1.5 m)	SDSQ59	BN, CH



SDSQ50



SDSQ45

FIXATION TYPE	DESCRIPTION	SAFETY GLASS THICKNESS	DIMENSIONS (W x H)	NO.	FINISH
Bar-to-bar	T-bracket	1/4" to 1/2" (6 to 12 mm)	3/4" x 3/4" (19 x 19 mm)	SDSQ50	CH
	Adjustable bracket			SDSQ45	BN, CH



SDSQ42



SDSQ44



SDSQ910

FIXATION TYPE	DESCRIPTION	SAFETY GLASS THICKNESS	DIMENSIONS (W x H)	NO.	FINISH
Glass-to-bar	Swiveling U-bracket	3/8" to 1/2" (10 to 12 mm)	3/4" x 3/4" (19 x 19 mm)	SDSQ42	BN, CH
	Movable bracket			SDSQ44	CH
	Square support bar bracket			SDSQ910	CH



SDSQ46



SDSQ47



SDSQ49

FIXATION TYPE	DESCRIPTION	SAFETY GLASS THICKNESS	DIMENSIONS (W x H)	NO.	FINISH
Wall-to-bar	Adjustable bracket	1/4" to 1/2" (6 to 12 mm)	3/4" x 3/4" (19 x 19 mm)	SDSQ46	BN, CH
	45° Mitered bracket			SDSQ47	CH
	Adjustable wall mount bracket			SDSQ49	BN, CH


DOOR HEADER HARDWARE

SUPPORT BARS

ROUND

FEATURES

- Finishes: BN (Brushed nickel), BR (Polished brass), BS (Stainless steel), CH (Chrome), ORB (Oil-rubbed bronze), PS (Polished stainless steel), SC (Satin chrome)



SDS1 - SDS2



SDSUP135 - SDSUP135GTG



SDTUBE3472



SDSUP10



SDSUP20

FIXATION TYPE	DESCRIPTION	SAFETY GLASS THICKNESS	DIMENSIONS (Ø x L)	NO.	FINISH
Bar	Support bar rods	1/4" to 1/2" (6 to 12 mm)	3/4" x 39" (19 x 990 mm)	SDS1	BN, CH, ORB, SC
			3/4" x 51" (19 mm x 1.3 m)	SDS2	BN, CH, ORB, SC
	Through-glass support bar (glass-to-wall)		3/4" x 39" (19 x 990 mm)	SDSUP135	BN, CH, ORB
	Support bar (glass-to-wall)		3/4" x 72" (19 mm x 1.8 m)	SDTUBE3472	BS, CH
	Through-glass support bar, 135° (glass-to-glass)		3/4" x 39" (19 x 990 mm)	SDSUP135GTG	BN, CH
	Support bar complete kits (glass-to-wall)		3/4" x 39" (19 x 990 mm)	SDSUP10	ORB, CH
			3/4" x 51" (19 mm x 1.3 m)		BN51
	Support bar complete kits (glass-to-glass)		3/4" x 39" (19 x 990 mm)	SDSUP20	ORB, CH
			3/4" x 51" (19 mm x 1.3 m)		BN51, CH51



SDSUPT



SDS8

FIXATION TYPE	DESCRIPTION	SAFETY GLASS THICKNESS	DIAMETER Ø	NO.	FINISH
Bar-to-bar	Support bar T-bracket 3 way	1/4" to 1/2" (6 to 12 mm)	3/4" (19 mm)	<b>SDSUPT</b>	CH
	Corner bracket for support bar			<b>SDS8</b>	BN, CH

DOOR HEADER HARDWARE

SUPPORT BARS

ROUND

**FEATURES**

- Finishes: BN (Brushed nickel), BR (Polished brass), BS (Stainless steel), CH (Chrome), ORB (Oil-rubbed bronze), PS (Polished stainless steel), SC (Satin chrome)



SDS13



SDS4



SDS5



SDS7



SDS9 -  
SDS910

FIXATION TYPE	DESCRIPTION	SAFETY GLASS THICKNESS	DIAMETER Ø	NO.	FINISH
Glass-to-bar	Slim Line glass-mount fitting, 90°	1/4" to 1/2" (6 to 12 mm)	3/4" (19 mm)	SDS13	BN, CH
	Support bar U-brackets	1/4" to 5/16" (6 to 8 mm)		SDS4	CH
	Movable support bar bracket	3/8" to 1/2" (10 to 12 mm)		SDS5	BN, BR, CH, ORB
	Support bar vertical brackets	1/4" to 5/16" (6 to 8 mm)		SDS7	BN, CH
		3/8" to 1/2" (10 to 12 mm)		SDS9	CH
				SDS910	BN, CH, ORB, SC



SDS14



SDSBB45



SDS12



SDS3

FIXATION TYPE	DESCRIPTION	SAFETY GLASS THICKNESS	DIAMETER Ø	NO.	FINISH
Wall-to-bar or ceiling-to-bar	Wall mount top fitting, 90°	1/4" to 1/2" (6 to 12 mm)	3/4" (19 mm)	SDS14	CH
	45° mitred support bar bracket			SDSBB45	BN, BR, CH, ORB
	Slim Line wall/ceiling mount fitting, 90°			SDS12	BN, CH
	Wall/ceiling mount bracket			SDS3	BN, CH, ORB, SC



GMS0112STA2 - SDVPK33

FIXATION TYPE	DESCRIPTION	SAFETY GLASS THICKNESS	DIMENSIONS (Ø x L)	NO.	FINISH
Wall-to-ceiling	Two-point ceiling mount vertical post systems	5/16" to 1/2" (8 to 12 mm)	2" x 33" (51 x 838 mm)	GMS0112STA2	BS
				SDVPK33	BN, CH

ACCESSORIES

**DOOR KNOBS**

BACK-TO-BACK

**FEATURES**

- Designed for 1/4" to 1/2" (6 to 12 mm) thick glass
- Finishes: BN (Brushed nickel), BR (Polished brass), CH (Chrome), ORB (Oil-rubbed bronze), PN (Polished nickel), SC (Satin chrome)



SDDSK180

STYLE	DIAMETER Ø	PROJECTION	NO.	FINISH
Colonial	1" (25 mm)	1 15/16" (49 mm)	<b>SDDSK180</b>	CH



SDDSK106

STYLE	DIAMETER Ø	PROJECTION	NO.	FINISH
Contemporary	1 3/16" (30 mm)	1 3/16" (30 mm)	<b>SDDSK106</b>	BR, CH



SDDSK120

STYLE	DIAMETER Ø	PROJECTION	NO.	FINISH
Euro	1 3/4" (44 mm)	1 5/16" (33 mm)	<b>SDDSK120</b>	BN, CH



SDDSK109



SDDSK046

STYLE	DIAMETER Ø	PROJECTION	NO.	FINISH
Bow-tie	1 3/16" (30 mm)	1 3/16" (30 mm)	<b>SDDSK109</b>	BN, CH, ORB, PN
	1 3/8" (35 mm)	1 9/16" (40 mm)	<b>SDDSK046</b>	CH

ACCESSORIES

DOOR KNOBS

BACK-TO-BACK

**FEATURES**

- Designed for 1/4" to 1/2" (6 to 12 mm) thick glass
- Finishes: 140, CH (Chrome), 195, BN (Brushed nickel), ABCO (Antique brushed copper), BR (Polished brass), BSC (Brushed chrome), ORB (Oil-rubbed bronze), PN (Polished nickel), SC (Satin chrome)



SDSDK140



8710R3230



8710R3538

STYLE	DIAMETER Ø	PROJECTION	NO.	FINISH
Crescent	1" (25 mm)	1 5/32" (29 mm)	<b>SDSDK140</b>	BN, BR, CH, ORB
	1 1/4" (32 mm)	1 3/16" (30 mm)	<b>8710R3230</b>	140, 195
	1 3/8" (35 mm)	1 1/2" (38 mm)	<b>8710R3538</b>	140, 195



8731R3050



SDSDK112

STYLE	DIAMETER Ø	PROJECTION	NO.	FINISH
Cylindrical	1 3/16" (30 mm)	2" (50 mm)	<b>8731R3050</b>	140, 195
	3/4" (19 mm)	1 1/4" (32 mm)	<b>SDSDK112</b>	BN, CH, SC



SDSDK100

STYLE	DIAMETER Ø	PROJECTION	NO.	FINISH
Traditional	1 9/16" (40 mm)	1" (25 mm)	<b>SDSDK100</b>	BN, CH, ORB, PN, SC



8731S3843

STYLE	DIMENSIONS (W x H)	PROJECTION	NO.	FINISH
Square	1 1/2" x 1 1/2" (38 mm x 38 mm)	1 11/16" (43 mm)	<b>8731S3843</b>	140, 195



## ACCESSORIES

## DOOR PULLS

### BACK-TO-BACK – C-SHAPED

#### FEATURES

- Diameter: 3/4" (19 mm)
- Finishes: 170 (Stainless steel), 171 (Polished stainless steel), ABCO (Antique brushed copper), ABR (Antique brass), BAC (Antique copper), BN (Brushed nickel), BR (Polished brass), BSC (Brushed chrome), CH, CHD (Chrome), GM (Black nickel), ORB (Oil-rubbed bronze), PN (Polished nickel), SC (Satin chrome), W (White)



SDBM

DESCRIPTION	SAFETY GLASS THICKNESS	C.C. DIMENSIONS	NO.	FINISH
Back-to-back handles with washers	3/16" to 1/2" (5 to 12 mm)	6" (152 mm)	<b>SDBM6X6</b>	ABCO, ABR, BN, BR, CH, ORB, PN, SC
		8" (203 mm)	<b>SDBM8X8</b>	BN, BR, BSC, CH, CHD, ORB, PN, SC
		12" (305 mm)	<b>SDBM12X12</b>	BN, CH, ORB
		18" (457 mm)	<b>SDBM18X18</b>	BN, BR, CH, ORB
		20" (508 mm)	<b>SDBM20X20</b>	BN, BSC, CH
		22" (559 mm)	<b>SDBM22X22</b>	BN, CH
		24" (610 mm)	<b>SDBM24X24</b>	BN, BR, CH, PN
		30" (762 mm)	<b>SDBM30X30</b>	CH



87D2R10 -  
SDBMNW

DESCRIPTION	SAFETY GLASS THICKNESS	C.C. DIMENSIONS	NO.	FINISH
Back-to-back handles without washers	1/4" to 1/2" (6 to 12 mm)	6" (152 mm)	<b>87D2R1016</b>	170, 171
		8" (203 mm)	<b>87D2R1018</b>	170, 171
	3/16" to 1/2" (5 to 12 mm)	6" (152 mm)	<b>SDBMNW6X6</b>	BN, CH, ORB
		8" (203 mm)	<b>SDBMNW8X8</b>	BN, CH
		18" (457 mm)	<b>SDBMNW18X18</b>	CH
		22" (559 mm)	<b>SDBMNW22X22</b>	CH
		24" (610 mm)	<b>SDBMNW24X24</b>	CH



SDMT

DESCRIPTION	SAFETY GLASS THICKNESS	C.C. DIMENSIONS	NO.	FINISH
90° tubular handles	1/4" to 1/2" (6 to 12 mm)	6" (152 mm)	<b>SDMT6X6</b>	BN, CH, ORB
		8" (203 mm)	<b>SDMT8X8</b>	BN, CH, ORB
		18" (457 mm)	<b>SDMT18X18</b>	BN, CH, ORB
		24" (610 mm)	<b>SDMT24X24</b>	BN, CH

## ACCESSORIES

## DOOR PULLS

### BACK-TO-BACK – SQUARE TUBULAR

#### FEATURES

- Finishes: 170, BS (Stainless steel), 171, PS (Polished stainless steel), BN (Brushed nickel), CH (Chrome), ORB (Oil-rubbed bronze), PN (Polished nickel), SC (Satin chrome)



SDSQ -  
87D2S100

DESCRIPTION	SAFETY GLASS THICKNESS	C.C. DIMENSIONS	THICKNESS	NO.	FINISH
Square handles	1/4" to 1/2" (6 to 12 mm)	6" (152 mm)	3/4" (19 mm)	<b>SDSQ6X6</b>	BN, CH, ORB, PN
		8" (203 mm)	3/4" (19 mm)	<b>SDSQ8X8</b>	BN, CH, ORB, PN, SC
		10" (254 mm)	3/4" (19 mm)	<b>SDSQ10X10</b>	BS, PS
		10" (254 mm)	1" (25 mm)	<b>87D2S100</b>	170, 171
		12" (305 mm)	3/4" (19 mm)	<b>SDSQ12X12</b>	BS, PS
		18" (457 mm)	3/4" (19 mm)	<b>SDSQ18X18</b>	BN, CH, ORB
		24" (610 mm)	3/4" (19 mm)	<b>SDSQ24X24</b>	BN, CH, PN

ACCESSORIES

DOOR PULLS

BACK-TO-BACK – SQUARE TUBULAR

FEATURES

- Finishes: 170, BS (Stainless steel), 171, PS (Polished stainless steel)



701DHD2S

DESCRIPTION	SAFETY GLASS THICKNESS	C.C. DIMENSIONS	NO.	FINISH
Rectangular pull handle	5/16" to 1/2" (8 to 12 mm)	23 5/8" (600 mm)	701DHD2S1034	170



701IN0700

DESCRIPTION	SAFETY GLASS THICKNESS	C.C. DIMENSIONS	NO.	FINISH
Rectangular handle	3/8" to 1/2" (10 to 12 mm)	23 5/8" (600 mm)	701IN0700560	170



87D2S101

DESCRIPTION	SAFETY GLASS THICKNESS	C.C. DIMENSIONS	NO.	FINISH
Rectangular pull handles	1/4 to 1/2" (6 to 12 mm)	11 3/4" (300 mm)	87D2S101300	170, 171
		23 5/8" (600 mm)	87D2S101600	170, 171
		35 3/8" (900 mm)	87D2S101900	170, 171



87D2R10 -  
701SHD2R1023

DESCRIPTION	SAFETY GLASS THICKNESS	C.C. DIMENSIONS	DIAMETER Ø	NO.	FINISH
90° stainless steel pull handles	1/4 to 1/2" (6 to 12 mm)	6" (152 mm)	3/4" (19 mm)	87D2R1026	170, 171
		8" (203 mm)		87D2R1028	170, 171
		23 5/8" (600 mm)	1" (25 mm)	701SHD2R1023	170

ACCESSORIES

DOOR PULLS

BACK-TO-BACK – OFFSET

FEATURES

- Finishes: BR (Polished brass), BS (Stainless steel), DU (Bronze), PS (Polished stainless steel), SA (Satin chrome)



CDCD

DESCRIPTION	SAFETY GLASS THICKNESS	C.C. DIMENSIONS	NO.	FINISH
Offset handles	3/8" to 3/4" (10 to 19 mm)	9" (229 mm)	<b>CDCD9X9</b>	SA
	3/8" to 1/2" (10 to 12 mm)	10" (254 mm)	<b>CDCD10X10</b>	BS, DU, PS, SA
		12" (305 mm)	<b>CDCD12X12</b>	BS, DU, PS, SA

ACCESSORIES

DOOR PULLS

BACK-TO-BACK – STYLIZED

FEATURES

- Finishes: 195, BN (Brushed nickel), 140, CH (Chrome), ORB (Oil-rubbed bronze), PN (Polished nickel)



8734S5060



8733S15060

DESCRIPTION	SAFETY GLASS THICKNESS	C.C. DIMENSIONS	OVERALL DIMENSIONS (L x P x H)	NO.	FINISH
Pull handles	3/8" to 1/2" (10 to 12 mm)	1 3/16" (30 mm)	2" x 1 11/32" x 2 3/8" (50 x 34 x 61 mm)	<b>8734S5060</b>	140, 195
		3 15/16" (100 mm)	5 29/32" x 1 11/32" x 2 3/8" (150 x 34 x 61 mm)	<b>8733S15060</b>	140, 195



8735R5059

DESCRIPTION	SAFETY GLASS THICKNESS	OVERALL DIMENSIONS (L x P x H)	NO.	FINISH
Pull handle	3/8" to 1/2" (10 to 12 mm)	2" x 1 5/16" x 2 5/16" (50 x 33 x 59 mm)	<b>8735R5059</b>	140, 195



87H02R100196 -  
8702R100

DESCRIPTION	SAFETY GLASS THICKNESS	C.C. DIMENSIONS	NO.	FINISH
Towel bar and pull combinations	1/4" to 1/2" (6 to 12 mm)	18"   6" (457   152 mm)	<b>87H02R100196</b>	181, 182
		24"   10" (610   254 mm)	<b>8702R100</b>	170, 195

ACCESSORIES

DOOR PULLS

COMBINED

**FEATURES**

- Finishes: 170, 182 (Stainless steel), 181 (Polished stainless steel), 195, BN (Brushed nickel), BR (Polished brass), BSC (Brushed chrome), CH (Chrome), ORB (Oil-rubbed bronze), SC (Satin chrome), W (White)



SDBM

DESCRIPTION	SAFETY GLASS THICKNESS	C.C. DIMENSIONS	NO.	FINISH
Towel bar and pull combinations, with washers	3/16" to 1/2" (5 to 12 mm)	12"   6" (305   152 mm)	SDBM6X12	CH
		14"   6" (356   152 mm)	SDBM6X14	CH
		16"   6" (406   152 mm)	SDBM6X16	CH
		18"   6" (457   152 mm)	SDBM6X18	BN, CH, ORB
		20"   6" (508   152 mm)	SDBM6X20	BN, CH
		22"   6" (559   152 mm)	SDBM6X22	BN, CH, ORB
		24"   6" (610   152 mm)	SDBM6X24	BN, BSC, CH
		26"   6" (660   152 mm)	SDBM6X26	CH
		27"   6" (686   152 mm)	SDBM6X27	CH
		30"   6" (762   152 mm)	SDBM6X30	CH
		18"   8" (457   203 mm)	SDBM8X18	BN, CH, ORB
		20"   8" (508   203 mm)	SDBM8X20	BN, CH, ORB
		22"   8" (559   203 mm)	SDBM8X22	BN, CH
		24"   8" (610   203 mm)	SDBM8X24	BN, BR, CH, ORB



SDBM6X

DESCRIPTION	SAFETY GLASS THICKNESS	C.C. DIMENSIONS	NO.	FINISH
Towel bar and pull combinations, without washers	3/16" to 1/2" (5 to 12 mm)	18"   6" (457   152 mm)	SDBM6X18	BN, CH
		24"   6" (610   152 mm)	SDBM6X24	CH



SDMT

DESCRIPTION	SAFETY GLASS THICKNESS	C.C. DIMENSIONS	NO.	FINISH
Tubular towel bar and pull combinations	1/4" to 1/2" (6 to 12 mm)	18"   6" (457   152 mm)	SDMT6X18	BN, CH
		24"   6" (610   152 mm)	SDMT6X24	CH
		18"   8" (457   203 mm)	SDMT8X18	BN, CH
		24"   8" (610   203 mm)	SDMT8X24	CH



SDSQ

DESCRIPTION	SAFETY GLASS THICKNESS	C.C. DIMENSIONS	NO.	FINISH
Square style combined pulls	1/4" to 1/2" (6 to 12 mm)	18"   6" (457   152 mm)	SDSQ6X18	BN, CH
		24"   6" (610   152 mm)	SDSQ6X24	BN, CH
		18"   8" (457   203 mm)	SDSQ8X18	BN, CH
		24"   8" (610   203 mm)	SDSQ8X24	BN, CH

## ACCESSORIES

## TOWEL BARS

### FEATURES

- Designed for 1/4" to 1/2" (6 to 12 mm) thick glass
- Diameter: 3/4" (19 mm)
- Finishes: 170 (Stainless steel), 171 (Polished stainless steel), ABCO (Antique brushed copper), BN (Brushed nickel), BR (Polished brass), BSC (Brushed chrome), CH (Chrome), ORB (Oil-rubbed bronze), PN (Polished nickel), SC (Satin chrome), W (White)



87D1R102

DESCRIPTION	C.C. DIMENSIONS	NO.	FINISH
Towel bars	18" (457 mm)	<b>87D1R10218</b>	170, 171
	20" (508 mm)	<b>87D1R10220</b>	170, 171
	24" (610 mm)	<b>87D1R10224</b>	170, 171



SDBM

DESCRIPTION	C.C. DIMENSIONS	NO.	FINISH
Single mount towel bars with washers	12" (305 mm)	<b>SDBM12</b>	CH
	14" (356 mm)	<b>SDBM14</b>	CH
	16" (406 mm)	<b>SDBM16</b>	BN, CH
	18" (457 mm)	<b>SDBM18</b>	BN, BR, CH, ORB
	20" (508 mm)	<b>SDBM20</b>	ABCO, BN, CH
	22" (559 mm)	<b>SDBM22</b>	BN, CH
	24" (610 mm)	<b>SDBM24</b>	BN, CH, ORB, PN, W
	26" (660 mm)	<b>SDBM26</b>	BN, CH
	27" (686 mm)	<b>SDBM27</b>	BN, CH
	28" (711 mm)	<b>SDBM28</b>	CH
	30" (762 mm)	<b>SDBM30</b>	BN, CH, ORB



SDBMNW

DESCRIPTION	C.C. DIMENSIONS	NO.	FINISH
Single mount towel bars without washers	12" (305 mm)	<b>SDBMNW12</b>	CH
	14" (356 mm)	<b>SDBMNW14</b>	CH
	18" (457 mm)	<b>SDBMNW18</b>	BN, CH
	20" (508 mm)	<b>SDBMNW20</b>	CH
	22" (559 mm)	<b>SDBMNW22</b>	CH
	24" (610 mm)	<b>SDBMNW24</b>	BN, BR, CH
	26" (660 mm)	<b>SDBMNW26</b>	BN, BR, CH
	27" (686 mm)	<b>SDBMNW27</b>	CH
	28" (711 mm)	<b>SDBMNW28</b>	BN
	30" (762 mm)	<b>SDBMNW30</b>	CH



ACCESSORIES

**TOWEL BARS**

**FEATURES**

- Designed for 1/4" to 1/2" (6 to 12 mm) thick glass
- Diameter: 3/4" (19 mm)
- Finishes: BN (Brushed nickel), BR (Polished brass), CH (Chrome), PN (Polished nickel)



DESCRIPTION	C.C. DIMENSIONS	NO.	FINISH
Square tubular single-sided towel bars	18" (457 mm)	<b>SDMT18</b>	BN, CH
	24" (610 mm)	<b>SDMT24</b>	BN, CH
	18" (457 mm)	<b>SDSQ18</b>	BN, CH
	24" (610 mm)	<b>SDSQ24</b>	BN, BR, CH

ACCESSORIES

**ROBE HOOKS**

**FEATURES**

- Designed for 5/16" to 1/2" (8 to 12 mm) thick glass
- Finishes: BN (Brushed nickel), CH (Chrome), ORB (Oil-rubbed bronze)



SDDRH1

DESCRIPTION	NO.	FINISH
Through-glass robe hook	<b>SDDRH1</b>	BN, CH, ORB

Requires 1/2" (12 mm) diameter hole in glass



SDSORH1

DESCRIPTION	NO.	FINISH
Sleeve-over robe hook	<b>SDSORH1</b>	BN, CH

No hole in glass required

ACCESSORIES

**TOILET PAPER HOLDER**

**FEATURES**

- Designed for 5/16" to 1/2" (8 to 12 mm) thick glass
- Attractive and unique holder made of solid brass
- Finishes: BN (Brushed nickel), CH (Chrome)



SDTPH1

DESCRIPTION	NO.	FINISH
Toilet paper holder	<b>SDTPH1</b>	BN, CH

### ACCESSORIES

### LOCKS

#### FEATURES

- Finishes: BN (Brushed nickel), CH (Chrome)



87101



87102

DESCRIPTION	FUNCTION	SAFETY GLASS THICKNESS	DIMENSIONS (W x P x H)	NO.	FINISH
Latches	Privacy	3/8" to 1/2" (10 to 12 mm)	2 9/16" x 1 11/32" x 2 9/16" (65 x 34.5 x 65 mm)	<b>87101</b>	140, 195
			2 9/16" x 1 7/32" x 2 9/16" (65 x 13.5 x 65 mm)	<b>87102</b>	140, 195



SD700C



SD700KL



SD701C

DESCRIPTION	FUNCTION	SAFETY GLASS THICKNESS	DIMENSIONS (W x H)	NO.	FINISH
Swinging glass door locks	Privacy	5/16" to 1/2" (8 to 12 mm)	2" x 3 1/2" (51 x 89 mm)	<b>SD700C</b>	BN, CH
	Entrance, keyed lock			<b>SD700KL</b>	BN, CH
	Lock keeper			<b>SD701C</b>	BN, CH



SD703C



SD700KLH



SD704C

DESCRIPTION	FUNCTION	SAFETY GLASS THICKNESS	DIMENSIONS (W x H)	NO.	FINISH
Sliding glass door locks	Privacy	5/16" to 1/2" (8 to 12 mm)	2" x 3 1/2" (51 x 89 mm)	<b>SD703C</b>	BN, CH
	Entrance, keyed lock			<b>SD700KLH</b>	BN, CH
	Lock keeper			<b>SD704C</b>	BN, CH

ACCESSORIES

DOOR STOPS

FEATURES

- For mounting on an inline 180° fixed panel
- Prevent the door from going into the shower enclosure
- Finishes: BN (Brushed nickel), CH (Chrome), ORB (Oil-rubbed bronze)



SDDSBEV1



SDDSSQ1

DESCRIPTION	SAFETY GLASS THICKNESS	DIMENSIONS (W x H)	NO.	FINISH
Glass door stops	1/4" to 3/8" (6 to 10 mm)	2" x 2" (51 x 51 mm)	SDDSBEV1	CH
			SDDSSQ1	BN, CH

**Shower Enclosure Clear PVC Seals**

**Section 1D**

SHOWER ENCLOSURE CLEAR PVC SEALS

FEATURES

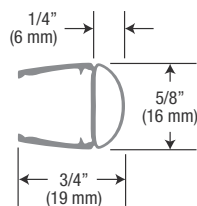
- Finish: Transparent / Clear

SEALS

SWEEPS



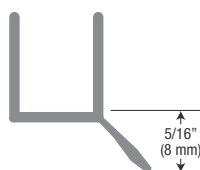
87S120 -  
SDPCR10



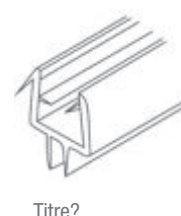
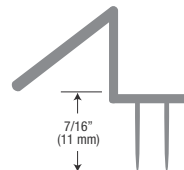
DESCRIPTION	SAFETY GLASS THICKNESS	LENGTH	NO.	MATERIAL
Translucent vinyl bulb seals (Glass-to-glass / 180°)	3/8" (10 mm)	86 5/8" (2.2 m)	87S12010	PVC
	1/2" (12 mm)		87S12012	



87S1000F - SDP (PVC)



SDP9 (Polycarbonate)



Titre?



DESCRIPTION	SAFETY GLASS THICKNESS	LENGTH	NO.	MATERIAL
Dual-durometer seals with wipe (Glass-to-wall / Glass-to-curb)	3/8" (10 mm)	86 5/8" (2.2 m)	87S1000F10	PVC
	1/2" (12 mm)		87S1000F12	
	3/8" (10 mm)	98" (2.49 m)	SDP880WS	Polycarbonate
Co-extruded bottom wipes with drip rail (Glass-to-curb)	1/4" (6 mm)	98" (2.49 m)	SDP914WS	
	5/16" (8 mm)		SDP956WS	
	3/8" (10 mm)	86 5/8" (2.2 m)	87S1002F10	PVC
	1/2" (12 mm)		87S1002F12	

### SHOWER ENCLOSURE CLEAR PVC SEALS

#### SEALS

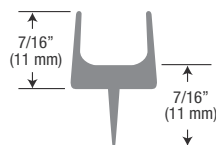
##### SWEEPS

#### FEATURES

- Finish: Transparent / Clear



87S1001F - SDP



DESCRIPTION	SAFETY GLASS THICKNESS	LENGTH	NO.	MATERIAL
One-piece bottom rails with clear wipe	3/8" (10 mm)	86 5/8" (2.2 m)	87S1001F10	PVC
	1/2" (12 mm)		87S1001F12	

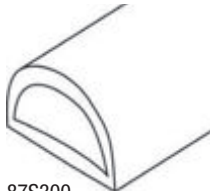
### SHOWER ENCLOSURE CLEAR PVC SEALS

#### SEALS

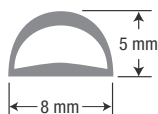
##### HORIZONTAL GASKETS

#### FEATURES

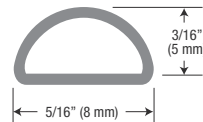
- Finish: Transparent / Clear



87S300



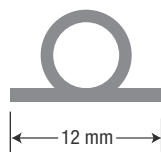
SDS1LB



DESCRIPTION	SAFETY GLASS THICKNESS	LENGTH	NO.	MATERIAL
Seals	5/16" à 1/2"	86 5/8" (2.2 m)	87S30010	PVC
	(8 à 12 mm)	98" (2.49 m)	SDS1LB	Silicone



87S270



DESCRIPTION	SAFETY GLASS THICKNESS	LENGTH	NO.	MATERIAL
Seals with adhesive tape	3/8" (10 mm)	86 5/8" (2.2 m)	87S27010	PVC
	1/2" (12 mm)		87S27012	

### SHOWER ENCLOSURE CLEAR PVC SEALS

#### FEATURES

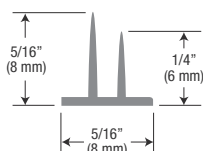
- Finish: Transparent / Clear

## SEALS

### HORIZONTAL GASKETS



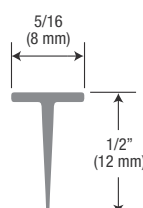
SDSDTDF



DESCRIPTION	SAFETY GLASS THICKNESS	LENGTH	NO.	MATERIAL
Double-leg seal (Glass-to-glass / Glass-to-wall / Glass-to-curb)	5/16" to 1/2" (8 to 12 mm)	98" (2.49 m)	SDSDTDF	Vinyl



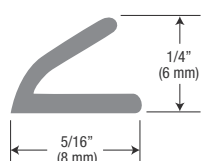
SDSDTW



DESCRIPTION	SAFETY GLASS THICKNESS	LENGTH	NO.	MATERIAL
T-wipe seal (Glass-to-glass / Glass-to-wall / Glass-to-curb)	5/16" to 1/2" (8 to 12 mm)	98" (2.49 m)	SDSDTW	Vinyl



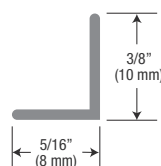
SDSDTS



DESCRIPTION	SAFETY GLASS THICKNESS	LENGTH	NO.	MATERIAL
V-seal (Glass-to-Glass / Glass-to-wall)	5/16" to 1/2" (8 to 12 mm)	98" (2.49 m)	SDSDTS	Vinyl



SDSDTL



DESCRIPTION	SAFETY GLASS THICKNESS	LENGTH	NO.	MATERIAL
	(8 to 12 mm)	98" (2.49 m)	SDSDTL	Vinyl



### SHOWER ENCLOSURE CLEAR PVC SEALS

## SEALS

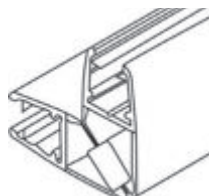
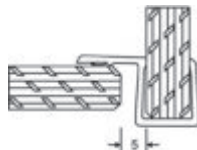
### VERTICAL GASKETS

#### FEATURES

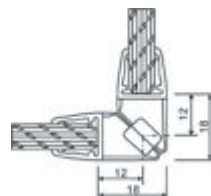
- Finish: Transparent / Clear



87S1090



87S1190



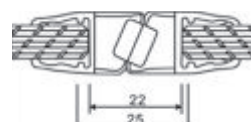
DESCRIPTION	SAFETY GLASS THICKNESS	LENGTH	NO.	MATERIAL
90° seals	3/8" (10 mm)	86 5/8" (2.2 m)	87S109010	PVC
	1/2" (12 mm)		87S109012	
Magnetic 90° seals	3/8" (10 mm)		87S119010	
	1/2" (12 mm)		87S119012	



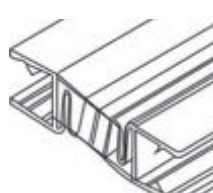
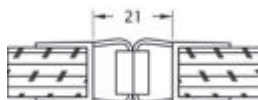
87S10180



87S11180



87S25180



87S251801



DESCRIPTION	SAFETY GLASS THICKNESS	LENGTH	NO.	MATERIAL
180° seals	3/8" (10 mm)	86 5/8" (2.2 m)	87S1018010	PVC
	1/2" (12 mm)		87S1018012	
Magnetic 180° seals	3/8" (10 mm)		87S1118010	
	1/2" (12 mm)		87S1118012	
	3/8" (10 mm)		87S2518010	
	1/2" (12 mm)		87S2518012	
	3/8" (10 mm)		87S25180110	
	1/2" (12 mm)		87S25180112	

# Shower Enclosure Clear PVC Seals

## Richelieu Section 1D

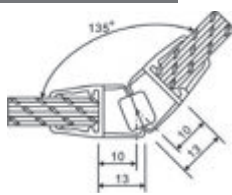
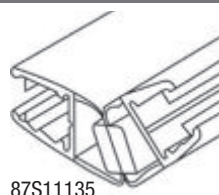
### SHOWER ENCLOSURE CLEAR PVC SEALS

#### FEATURES

- Finish: Transparent / Clear

### SEALS

#### VERTICAL GASKETS



DESCRIPTION	SAFETY GLASS THICKNESS	LENGTH	NO.	MATERIAL
Magnetic 135° seals	3/8" (10 mm)	86 5/8" (2.2 m)	87S1113510	PVC
	1/2" (12 mm)		87S1113512	

## Cleaning Products

## Section 1E

### ACCESSORIES

### CLEANING PRODUCTS



DESCRIPTION	NO.	FINISH
Shower glass squeegee	SD17600	140 (chrome)

#### FEATURES

- Suction hook and chrome plated, zinc diecast handle
- Polished stainless steel blade holder secures a 10" (254 mm) wide, gray colored blade



DESCRIPTION	VOLUME	NO.
Miracle Scrub surface cleanser	16 oz (473 ml)	SDTPC13

#### FEATURES

- Removes tough stains, soap scum, rust and hard water mineral deposits in kitchens and bathrooms, and on glass surfaces.
- Deep-cleans sinks, tubs, showers and counters to a sparkling shine without scratching or dulling the surface.
- Perfect for glass, porcelain, ceramic and other hard surfaces like granite and tile.



DESCRIPTION	VOLUME	NO.
Invisible Shield surface protector	16 oz (473 ml)	SDTPC16

#### FEATURES

- TPC (Transparent Polymer Coating) will seal the pores of many materials including glass, marble, tile, plastic and fiberglass, making the treated surfaces highly resistant to stains and water spots.
- Easy to use: simply spray on and wipe off with a soft towel.

**NOTES**

# Standoffs & Decorative Glass Shelf Hardware

## Standard Standoff Bases and Caps

### Section 2A



## Individual Parts and Tools

### Section 2B



## Decorative Glass Shelf supports

### Section 2C



## SECTION 2

FRAMELESS SHOWER  
HARDWARE

1

STANDOFFS &  
DECORATIVE GLASS  
SHELF HARDWARE

2

CAULKING,  
INSULATING FOAM  
& GLAZING SPLINE

3

TOOLS &  
MACHINERY

4

SHOP SUPPLIES

5

FASTENERS

6

MIRROR HARDWARE

7

CABINET &  
FURNITURE GLASS  
HARDWARE

8

DOORS &  
WINDOWS  
HARDWARE

9

WEATHER STRIPPING

10

SCREEN &  
SCREENING SUPPLIES

11

GLASS BALUSTER  
& RAILING

12

GLASS  
ARCHITECTURAL  
HARDWARE

13

SLIDING DOOR  
SYSTEMS

14

MOLDINGS

15

COMMERCIAL  
DISPLAY HARDWARE

16

AUTOMOTIVE

17




**STANDARD STANDOFF BASES AND CAPS**

2" (50 mm) diameter bases

Height	Thread	Finish	Material	No.
1/4" (6 mm)	3/8" - 16	Stainless steel	Stainless steel (316)	GM5OB214BS
1/2" (12 mm)	3/8" - 16	Stainless steel	Stainless steel (316)	GM5OB212BS
3/4" (19 mm)	3/8" - 16	Stainless steel	Stainless steel (316)	GM5OB234BS
1" (25 mm)	3/8" - 16	Stainless steel	Stainless steel (316)	GM5OB21BS
1 1/4" (32 mm)	3/8" - 16	Stainless steel	Stainless steel (316)	GM5OB2114BS
1 1/2" (38 mm)	3/8" - 16	Stainless steel	Stainless steel (316)	GM5OB2112BS
1 3/4" (45 mm)	3/8" - 16	Stainless steel	Stainless steel (316)	GM5OB2134BS
2" (50 mm)	3/8" - 16	Stainless steel	Stainless steel (316)	GM5OB22BS
2 1/2" (64 mm)	3/8" - 16	Stainless steel	Stainless steel (316)	GM5OB2212BS
3" (76 mm)	3/8" - 16	Stainless steel	Stainless steel (316)	GM5OB23BS
4" (102 mm)	3/8" - 16	Stainless steel	Stainless steel (316)	GM5OB24BS
1/2" (12 mm)	1/2" - 13	Stainless steel	Stainless steel (316)	GM5OB212BS12
3/4" (19 mm)	1/2" - 13	Stainless steel	Stainless steel (316)	GM5OB234BS12
1" (25 mm)	1/2" - 13	Stainless steel	Stainless steel (316)	GM5OB21BS12
1 1/2" (38 mm)	1/2" - 13	Stainless steel	Stainless steel (316)	GM5OB2112BS12
2" (50 mm)	1/2" - 13	Stainless steel	Stainless steel (316)	GM5OB22BS12
2 1/2" (64 mm)	1/2" - 13	Stainless steel	Stainless steel (316)	GM5OB2212BS12
3" (76 mm)	1/2" - 13	Stainless steel	Stainless steel (316)	GM5OB23BS12
4" (102 mm)	1/2" - 13	Stainless steel	Stainless steel (316)	GM5OB24BS12
1/2" (12 mm)	3/8" - 16	Polished stainless steel	Stainless steel (316)	GM5OB212PS
3/4" (19 mm)	3/8" - 16	Polished stainless steel	Stainless steel (316)	GM5OB234PS
1" (25 mm)	3/8" - 16	Polished stainless steel	Stainless steel (316)	GM5OB21PS
1 1/2" (38 mm)	3/8" - 16	Polished stainless steel	Stainless steel (316)	GM5OB2112PS
2" (50 mm)	3/8" - 16	Polished stainless steel	Stainless steel (316)	GM5OB22PS

1 3/4" (45 mm) diameter bases - 5/16" - 18 thread

Height	Finish	Material	No.
1/2" (12 mm)	Stainless steel	Stainless steel (316)	GM5OB13412BS
3/4" (19 mm)	Stainless steel	Stainless steel (316)	GM5OB13434BS
1" (25 mm)	Stainless steel	Stainless steel (316)	GM5OB1341BS
1 1/2" (38 mm)	Stainless steel	Stainless steel (316)	GM5OB134112BS
2" (50 mm)	Stainless steel	Stainless steel (316)	GM5OB1342BS



Stainless steel 316 is recommended for outdoor and indoor use.  
 Stainless steel 304 is recommended for indoor use only.



# Standoffs & Decorative Glass Shelf Hardware

## Standard Standoff Bases and Caps

## Richelieu Section 2A

### STANDARD STANDOFF BASES AND CAPS



1 1/2" (38 mm) diameter bases – 3/8" - 16 thread

Height	Finish	Material	No.
1/2" (12 mm)	Stainless steel	Stainless steel (316)	GMSOB11212BS
3/4" (19 mm)	Stainless steel	Stainless steel (316)	GMSOB11234BS
1" (25 mm)	Stainless steel	Stainless steel (316)	GMSOB1121BS
1 1/2" (38 mm)	Stainless steel	Stainless steel (316)	GMSOB112112BS
2" (50 mm)	Stainless steel	Stainless steel (316)	GMSOB1122BS
4" (102 mm)	Stainless steel	Stainless steel (316)	GMSOB1124BS

1 1/4" (32 mm) diameter bases – 5/16" - 18 thread

Height	Finish	Material	No.
1/4" (6 mm)	Chrome	Solid Brass	GMSOB11414CH
1/2" (12 mm)	Chrome	Solid Brass	GMSOB11412CH
3/4" (19 mm)	Chrome	Solid Brass	GMSOB11434CH
1" (25 mm)	Chrome	Solid brass	GMSOB1141CH
1 1/2" (38 mm)	Chrome	Solid brass	GMSOB114112CH
2" (50 mm)	Chrome	Solid brass	GMSOB1142CH
3" (76 mm)	Chrome	Solid brass	GMSOB1143CH
4" (102 mm)	Chrome	Solid brass	GMSOB1144CH
6" (152 mm)	Chrome	Solid brass	GMSOB1146CH

1/2" (12 mm)	Satin chrome	Solid brass	GMSOB11412SC
3/4" (19 mm)	Satin chrome	Solid brass	GMSOB11434SC
1" (25 mm)	Satin chrome	Solid brass	GMSOB1141SC
1 1/2" (38 mm)	Satin chrome	Solid brass	GMSOB114112SC
2" (50 mm)	Satin chrome	Solid brass	GMSOB1142SC
3" (76 mm)	Satin chrome	Solid brass	GMSOB1143SC
4" (102 mm)	Satin chrome	Solid brass	GMSOB1144SC
6" (152 mm)	Satin chrome	Solid brass	GMSOB1146SC

1/4" (6 mm)	Polished Brass	Solid brass	GMSOB11414BR
3/4" (19 mm)	Polished Brass	Solid brass	GMSOB11434BR
1" (25 mm)	Polished Brass	Solid brass	GMSOB1141BR
1 1/2" (38 mm)	Polished Brass	Solid brass	GMSOB114112BR
2" (50 mm)	Polished Brass	Solid brass	GMSOB1142BR

1/4" (6 mm)	Black nickel	Solid brass	GMSOB11414GM
1/2" (12 mm)	Black nickel	Solid brass	GMSOB11412GM
3/4" (19 mm)	Black nickel	Solid brass	GMSOB11434GM
1" (25 mm)	Black nickel	Solid brass	GMSOB1141GM
1 1/2" (38 mm)	Black nickel	Solid brass	GMSOB114112GM
2" (50 mm)	Black nickel	Solid brass	GMSOB1142GM

1/4" (6 mm)	Stainless steel	Stainless steel (316)	GMSOB11414BS
1/2" (12 mm)	Stainless steel	Stainless steel (316)	GMSOB11412BS
3/4" (19 mm)	Stainless steel	Stainless steel (316)	GMSOB11434BS
1" (25 mm)	Stainless steel	Stainless steel (316)	GMSOB1141BS
1 1/2" (38 mm)	Stainless steel	Stainless steel (316)	GMSOB114112BS
2" (50 mm)	Stainless steel	Stainless steel (316)	GMSOB1142BS
3" (76 mm)	Stainless steel	Stainless steel (316)	GMSOB1143BS
4" (102 mm)	Stainless steel	Stainless steel (316)	GMSOB1144BS
6" (152 mm)	Stainless steel	Stainless steel (316)	GMSOB1146BS
8" (203 mm)	Stainless steel	Stainless steel (316)	GMSOB1148BS

1" (25 mm) diameter bases – 1/4" - 21 thread

Height	Finish	Material	No.
1/4" (6 mm)	Stainless steel	Stainless steel (316)	GMSOB1014BS
1/2" (12 mm)	Stainless steel	Stainless steel (316)	GMSOB1012BS
3/4" (19 mm)	Stainless steel	Stainless steel (316)	GMSOB1034BS
1" (25 mm)	Stainless steel	Stainless steel (316)	GMSOB101BS

3/4" (19 mm) diameter bases – 1/4" - 20 thread

Height	Finish	Material	No.
1/2" (12 mm)	Chrome	Solid brass	GMSOB3412CH
3/4" (19 mm)	Chrome	Solid brass	GMSOB3434CH
1" (25 mm)	Chrome	Solid brass	GMSOB341CH
1 1/2" (38 mm)	Chrome	Solid brass	GMSOB34112CH
2" (50 mm)	Chrome	Solid brass	GMSOB342CH
4" (102 mm)	Chrome	Solid brass	GMSOB344CH
6" (152 mm)	Chrome	Solid brass	GMSOB346CH

1/2" (12 mm)	Satin chrome	Solid brass	GMSOB3412SC
3/4" (19 mm)	Satin chrome	Solid brass	GMSOB3434SC
1" (25 mm)	Satin chrome	Solid brass	GMSOB341SC
1 1/2" (38 mm)	Satin chrome	Solid brass	GMSOB34112SC
2" (50 mm)	Satin chrome	Solid brass	GMSOB342SC
4" (102 mm)	Satin chrome	Solid brass	GMSOB344SC
6" (152 mm)	Satin chrome	Solid brass	GMSOB346SC

1/2" (12 mm)	Stainless steel	Stainless steel (304)	GMSOB3412BS
3/4" (19 mm)	Stainless steel	Stainless steel (304)	GMSOB3434BS
1" (25 mm)	Stainless steel	Stainless steel (304)	GMSOB341BS
1 1/2" (38 mm)	Stainless steel	Stainless steel (316)	GMSOB34112BS
2" (50 mm)	Stainless steel	Stainless steel (304)	GMSOB342BS
4" (102 mm)	Stainless steel	Stainless steel (304)	GMSOB344BS
6" (152 mm)	Stainless steel	Stainless steel (304)	GMSOB346BS

1/2" (12 mm) diameter bases – 10-24

Height	Finish	Material	No.
1/2" (12 mm)	Stainless steel	Stainless steel (304)	GMSOB1212BS
3/4" (19 mm)	Stainless steel	Stainless steel (304)	GMSOB1234BS
1" (25 mm)	Stainless steel	Stainless steel (304)	GMSOB121BS


1/2" (12 mm)	Chrome	Stainless steel (304)	GMSOB1212CH
3/4" (19 mm)	Chrome	Stainless steel (304)	GMSOB1234CH
1" (25 mm)	Chrome	Stainless steel (304)	GMSOB121CH

Standoff caps for standard bases  
– 1/4" (6 mm) thick

Diameter	Milling ø	Finish	Material	No.
1/2" (12 mm)	5/16" (8 mm)	Chrome	Stainless steel (316)	GMSOCAP12CH
1/2" (12 mm)	5/16" (8 mm)	Stainless steel	Stainless steel (316)	GMSOCAP12BS
1" (25 mm)	1/2" (12 mm)	Stainless steel	Stainless steel (316)	GMSOCAP1BS
1 1/4" (32 mm)	5/8" (16 mm)	Stainless steel	Stainless steel (304)	GMSOCAP114BS
1 1/4" (32 mm)	5/8" (16 mm)	Chrome	Solid brass	GMSOCAP114CH
1 1/4" (32 mm)	5/8" (16 mm)	Satin chrome	Solid brass	GMSOCAP114SC
1 1/4" (32 mm)	5/8" (16 mm)	Polished Brass	Solid brass	GMSOCAP114BR
1 1/4" (32 mm)	5/8" (16 mm)	Black nickel	Solid brass	GMSOCAP114GM
1 1/2" (38 mm)	5/8" (16 mm)	Stainless steel	Stainless steel (316)	GMSOCAP112BS
1 3/4" (45 mm)	1/2" (12 mm)	Stainless steel	Stainless steel (316)	GMSOCAP134BS
2" (50 mm)	5/8" (16 mm)	Stainless steel	Stainless steel (304)	GMSOCAP2BS5303
2" (50 mm)	5/8" (16 mm)	Stainless steel	Stainless steel (316)	GMSOCAP2BS
2" (50 mm)	7/8" (22 mm)	Stainless steel	Stainless steel (316)	GMSOCAP2BS12
2" (50 mm)	5/8" (16 mm)	Polished st. steel	Stainless steel (316)	GMSOCAP2PS

Low-profile caps for standoffs  
– 1/8" (3 mm) thick

Diameter	Milling ø	Finish	Material	No.
3/4" (19 mm)	7/16" (11 mm)	Stainless steel	Stainless steel (316)	GMSOCAP34BS
3/4" (19 mm)	7/16" (11 mm)	Chrome	Stainless steel (316)	GMSOCAP34CH
3/4" (19 mm)	7/16" (11 mm)	Satin chrome	Stainless steel (316)	GMSOCAP34SC
3/4" (19 mm)	1/2" (12 mm)	Stainless steel	Stainless steel (316)	GMSOLPC34BS
3/4" (19 mm)	1/2" (12 mm)	Chrome	Solid brass	GMSOLPC34CH
1 1/4" (32 mm)	5/8" (16 mm)	Stainless steel	Stainless steel (316)	GMSOLPC114BS
1 1/4" (32 mm)	5/8" (16 mm)	Chrome	Solid brass	GMSOLPC114CH
2" (50 mm)	5/8" (16 mm)	Stainless steel	Stainless steel (316)	GMSOLPC2BS



## STANDOFF SETS FOR GLASS

### STANDOFF WITHOUT RING FOR GLASS THICKNESS 8 mm to 12 mm.

Diameter	Height	Milling ø	Thread	Finish	Material	No.
1 3/16" (30 mm)	3/4" (19 mm)	9/32" (7 mm)	1/4" - 20	Chrome	Steel	BP31319140
1 3/16" (30 mm)	1 1/2" (38 mm)	9/32" (7 mm)	1/4" - 20	Chrome	Steel	BP31338140

### STANDOFF WITHOUT RING FOR GLASS THICKNESS 5 mm to 8 mm.

Diameter	Height	Milling ø	Thread	Finish	Material	No.
3/4" (19 mm)	3/4" (19 mm)	9/32" (7 mm)	1/4" - 20	Brushed nickel	Steel	BP31319175
3/4" (19 mm)	1 1/2" (38 mm)	9/32" (7 mm)	1/4" - 20	Brushed nickel	Steel	BP31338175



## SQUARE STANDOFF BASES AND CAPS

### SQUARE STANDOFF BASES 1 1/4" (32 mm) WIDE

Height	Milling ø	Thread	Finish	Material	No.
3/4" (19 mm)	5/8" (16 mm)	5/16" - 18	Satin chrome	Solid brass	GMSQ12575SC
1" (25 mm)	5/8" (16 mm)	5/16" - 18	Chrome	Solid brass	GMSQ1251CH
1" (25 mm)	5/8" (16 mm)	5/16" - 18	Satin chrome	Solid brass	GMSQ1251SC
1 1/2" (38 mm)	5/8" (16 mm)	5/16" - 18	Chrome	Solid brass	GMSQ125112CH
1 1/2" (38 mm)	5/8" (16 mm)	5/16" - 18	Satin chrome	Solid brass	GMSQ125112SC
2" (50 mm)	5/8" (16 mm)	5/16" - 18	Chrome	Solid brass	GMSQ1252CH



### SQUARE STANDOFF CAPS 1/4" (6 mm) THICK

Width	Milling ø	Thread	Finish	Material	No.
1 1/4" (32 mm)	5/8" (16 mm)	5/16" - 18	Chrome	Solid brass	GMSQCAP125CH
1 1/4" (32 mm)	5/8" (16 mm)	5/16" - 18	Satin chrome	Solid brass	GMSQCAP125SC
3/4" (19 mm)	5/8" (16 mm)	5/16" - 18	Chrome	Solid brass	GMSQCAP34CH



To secure the cap to the panel, firmly place the top cap over the secondary cap, then align the square base and hold in position with undetectable double-sided tape.

## UV STANDOFF ADAPTOR PLATE

Threaded UV adapters allow you to install products - such as knobs, towel bars and handles on glass-door cabinets, glass panels, shower panels and signage - without having to drill holes.

Diameter	Thread	Finish	Material	No.
1 1/4" (32 mm)	5/16" - 18	Stainless steel	Stainless steel 316	UVUV114ADP
2" (50 mm)	3/8" - 16	Stainless steel	Stainless steel 316	UVUV2ADP




# Standoffs & Decorative Glass Shelf Hardware

## Standard Standoff Bases and Caps

## Richelieu Section 2A

### SPECIALTY CAPS



### FLUSH MOUNT STANDOFF CAP – 1 1/4" (32 mm)

Designed to be used with 1 1/4" stand off bases (5/16-18 thread) and with minimum material thickness of 3/8". Overall length of faster is 22 mm. Overall width including plastic insert washer is 1 3/16" (30 mm), overall depth of insert washer 5/16" (8 mm).

Diameter	Safety glass thickness	Finish	Material	No.
1 1/4" (32 mm)	3/8" (10 mm)	Stainless steel	Stainless steel (304)	GMSOCAPF114BS



## LATERAL SIGNAGE STANDOFFS

### SLOT-MOUNT STANDOFF POST

Diameter	Safety glass thickness	Finish	Material	No.
1 1/4" (32 mm)	1/4" (6 mm)	Stainless steel	Stainless steel	GMSOSM14BS
1 1/4" (32 mm)	1/4" (6 mm)	Chrome	Solid brass	GMSOSM14CH
1 1/4" (32 mm)	1/4" (6 mm)	Satin chrome	Solid brass	GMSOSM14SC
1 1/4" (32 mm)	3/8" (10 mm)	Stainless steel	Stainless steel	GMSOSM38BS
1 1/4" (32 mm)	3/8" (10 mm)	Chrome	Solid brass	GMSOSM38CH
1 1/4" (32 mm)	3/8" (10 mm)	Satin chrome	Solid brass	GMSOSM38SC
1 1/4" (32 mm)	1/2" (12 mm)	Stainless steel	Stainless steel	GMSOSM12BS
1 1/4" (32 mm)	1/2" (12 mm)	Chrome	Solid brass	GMSOSM12CH
1 1/4" (32 mm)	1/2" (12 mm)	Satin chrome	Solid brass	GMSOSM12SC



Ideal for signage, displays, partitions, shelves and presentations.

### WALL-MOUNTED SIDE-GRIP BRACKETS

Diameter	Thickness	Safety glass thickness	Finish	No.
1 3/16" (30 mm)	19/32" (15 mm)	3/16" to 1/4" (4 to 6 mm)	Stainless steel	93040140
1 3/16" (30 mm)	19/32" (15 mm)	3/16" to 1/4" (4 to 6 mm)	Chrome	93040170
1 3/16" (30 mm)	3/4" (19 mm)	3/16" to 5/16" (5 to 8 mm)	Chrome	BP313119140
1 3/16" (30 mm)	1 1/2" (38 mm)	3/16" to 5/16" (5 to 8 mm)	Chrome	GMEG14BN
1" (25 mm)	1" (25 mm)	3/16" to 5/16" (5 to 8 mm)	Brushed nickel	GMEG14BN
1" (25 mm)	1" (25 mm)	3/16" to 5/16" (5 to 8 mm)	Chrome	GMEG14CH
1" (25 mm)	1" (25 mm)	13/32" to 15/32" (10 to 12 mm)	Brushed nickel	GMEG3113BN
1" (25 mm)	1" (25 mm)	13/32" to 15/32" (10 to 12 mm)	Chrome	GMEG3113C
1" (25 mm)	1" (25 mm)	13/32" to 15/32" (10 to 12 mm)	Gold	GMEG3113G



Ideal for beveled mirrors, stained glass art pieces, glass, acrylic and wood panels.

**NOTES**



# Individual Parts and Tools

## Ready Rod for Standoff Bases and Caps

Allows you to cut the rod to the desired length. Designed to work with our standoff railing systems.

Sold by unit

PRODUCT	FINISH	MATERIAL	LENGTH	QTY/BOX
GMSOTRM8X36S	Stainless Steel	Stainless Steel (304)	36"	1
GMSOTR51618X36Z	Zinc	Steel	36"	1
GMSOTR51618X36S	Stainless Steel	Stainless Steel	36"	1
GMSOTR3816X36Z	Zinc	Steel	36"	1
GMSOTR3816X36S	Stainless Steel	Stainless Steel	36"	1

## Screw for 1 1/4" Flush Mount Standoff Cap

Sold by unit

PRODUCT	FINISH	MATERIAL	LENGTH	QTY/BOX
GMSOCAPFSCREW	Stainless steel	Stainless steel (304)	1 1/2"	1



## Standoff Cap Alloy Set Screws

Replacement cap screw for standoff caps. Extra length allows for more thread contact into standoff base, shorter length won't allow cap to bottom out onto hanger bolt.

Sold by unit

PRODUCT	FINISH	MATERIAL	THREADED	LENGTH	QTY/BOX
GMSOAS1420112	Stainless Steel	Stainless Steel (304)	1/4"-20	1 1/2"	1
GMSOAS14201	Stainless Steel	Stainless Steel (304)	1/4"-20	3/4"	1
GMSOASM82	Stainless Steel	Stainless Steel (304)	M8	2"	1
GMSOASM8114	Stainless Steel	Stainless Steel (304)	M8	1 1/4"	1
GMSOAS38114	Stainless Steel	Stainless Steel (304)	3/8"-16	1 1/4"	1
GMSOAS38112	Stainless Steel	Stainless Steel (304)	3/8"-16	1 1/2"	1
GMSOAS381	Stainless Steel	Stainless Steel (304)	3/8"-16	1"	1
GMSOAS142034	Stainless Steel	Stainless Steel (304)	1/4"-20	3/4"	1
GMSOAS122	Stainless Steel	Stainless Steel (304)	1/2"-13	2"	1
GMSOAS12112	Stainless Steel	Stainless Steel (304)	1/2"-13	1 1/2"	1
GMSOAS51658	Stainless Steel	Stainless Steel (304)	5/16"-18	5/8"	1
GMSOAS51634	Stainless Steel	Stainless Steel (304)	5/16"-18	3/4"	1
GMSOAS5163	Stainless Steel	Stainless Steel (304)	5/16"-18	3"	1
GMSOAS516212	Stainless Steel	Stainless Steel (304)	5/16"-18	2 1/2"	1
GMSOAS5162	Stainless Steel	Stainless Steel (304)	5/16"-18	2"	1
GMSOAS516114	Stainless Steel	Stainless Steel (304)	5/16"-18	1 1/4"	1
GMSOAS516112	Stainless Steel	Stainless Steel (304)	5/16"-18	1 1/2"	1
GMSOAS5161	Stainless Steel	Stainless Steel (304)	5/16"-18	1"	1
GMSOAS383	Stainless Steel	Stainless Steel (304)	3/8"-16	3"	1
GMSOAS38212	Stainless Steel	Stainless Steel (304)	3/8"-16	2 1/2"	1
GMSOAS382	Stainless Steel	Stainless Steel (304)	3/8"-16	2"	1

## Richelieu Section 2B



1  
FRAMELESS  
SHOWER  
HARDWARE

2  
STANDOFFS &  
DECORATIVE  
GLASS SHELF  
HARDWARE

3  
CAULKING,  
INSULATING  
FOAM &  
GLAZING  
SPLINE

4  
TOOLS &  
MACHINERY

5  
SHOP  
SUPPLIES

6  
FASTENERS

7  
MIRROR  
HARDWARE

8  
CABINET &  
FURNITURE  
GLASS  
HARDWARE

9  
DOORS &  
WINDOWS  
HARDWARE

10  
WEATHER  
STRIPPING

11  
SCREEN &  
SCREENING  
SUPPLIES

12  
GLASS  
BALUSTER  
& RAILING

13  
GLASS  
ARCHITECTURAL  
HARDWARE

14  
SLIDING  
DOOR  
SYSTEMS

15  
MOLDINGS

16  
COMMERCIAL  
DISPLAY  
HARDWARE

17  
AUTOMOTIVE



# Individual Parts and Tools

## Richelieu Section 2B

### Hanger Bolt for Standoff Post

Hanger bolts have wood screw threads at one end, and machine threads at the other. Screw one end into wood, and the exposed end provides a machine threaded stud.

- 3/8" bolts are used on 2" diameter standoff bases
- 5/16" bolts are used on 1 1/4" diameter standoff bases
- 1/4" bolts are used on 3/4" diameter standoff bases
- 10-24 bolts are used on 1/2" diameter standoff bases

Application: Steel bolts are not for outdoor use. **Stainless steel bolts** are recommended for wet or outdoor applications.

Sold by unit

PRODUCT	FINISH	MATERIAL	THREADED	LENGTH	QTY/BOX
GMSOHB516212S	Stainless steel	Stainless steel (304)	5/16"-18	2 1/2"	1
GMSOHB516112S	Stainless steel	Stainless steel (304)	5/16"-18	1 1/2"	1
GMSOHB38212SS	Stainless steel	Stainless steel (304)	5/16"-18	2 1/2"	1
GMSOHB14112S	Stainless steel	Stainless steel (304)	1/4"-20	1 1/2"	1
GMSOHB128S	Stainless steel	Stainless steel (304)	1/2"-13	8"	1
GMSOHB125S	Stainless steel	Stainless steel (304)	1/2"-13	5"	1
GMSOHB124S	Stainless steel	Stainless steel (304)	1/2"-13	4"	1
GMSOHB126S	Stainless steel	Stainless steel (304)	1/2"-13	6"	1
GMSOHB12312S	Stainless steel	Stainless steel (304)	1/2"-13	3 1/2"	1
GMSOHB123S	Stainless steel	Stainless steel (304)	1/2"-13	3"	1
GMSOHB38312SS	Stainless steel	Stainless steel (304)	3/8"-16	2 1/2"	1
GMSOHB388S	Stainless steel	Stainless steel (304)	3/8"-16	8"	1
GMSOHB386S	Stainless steel	Stainless steel (304)	3/8"-16	6"	1
GMSOHB384S	Stainless steel	Stainless steel (304)	3/8"-16	4"	1
GMSOHB383SS	Stainless steel	Stainless steel (304)	3/8"-16	3"	1
GMSOHB385S	Stainless steel	Stainless steel (304)	3/8"-16	5"	1
GMSOHB5163Z	Zinc	Steel	5/16"-18	3"	1
GMSOHB516212Z	Zinc	Steel	5/16"-18	2 1/2"	1
GMSOHB516200Z	Zinc	Steel	5/16"-18	2"	1
GMSOHB516112Z	Zinc	Steel	5/16"-18	1 1/2"	1
GMSOHB142Z	Zinc	Steel	1/4"-20	2"	1
GMSOHB14212Z	Zinc	Steel	1/4"-20	2 1/2"	1
GMSOHB14112Z	Zinc	Steel	1/4"-20	1 1/2"	1
GMSOHB1024212Z	Zinc	Steel	10-24	2 1/2"	1
GMSOHB1024112Z	Zinc	Steel	10-24	1 1/2"	1
GMSOHB128Z	Zinc	Steel	1/2"-13	8"	1
GMSOHB124Z	Zinc	Steel	1/2"-13	4"	1
GMSOHB12312Z	Zinc	Steel	1/2"-13	3 1/2"	1
GMSOHB123Z	Zinc	Steel	1/2"-13	3"	1
GMSOHB126Z	Zinc	Steel	1/2"-13	6"	1
GMSOHB125Z	Zinc	Steel	1/2"-13	5"	1
GMSOHB388Z	Zinc	Steel	3/8"-16	8"	1
GMSOHB386Z	Zinc	Steel	3/8"-16	6"	1
GMSOHB385Z	Zinc	Steel	3/8"-16	5"	1
GMSOHB38512Z	Zinc	Steel	3/8"-16	5 1/2"	1
GMSOHB383Z	Zinc	Steel	3/8"-16	3"	1
GMSOHB38312Z	Zinc	Steel	3/8"-16	3 1/2"	1
GMSOHB384Z	Zinc	Steel	3/8"-16	4"	1
GMSOHB38212Z	Zinc	Steel	3/8"-16	2 1/2"	1



# Standoffs & Decorative Glass Shelf Hardware

## Individual Parts and Tools

### Stainless Steel Concrete Anchor

Hilti or Bosch style concrete anchors for installing standoffs and other products into concrete.

Sold by unit

PRODUCT	FINISH	MATERIAL	THREADED	LENGTH	QTY/BOX
GMSOCA3816	Stainless steel	Stainless Steel (304)	3/8"-16	1 7/8"	1

### Flat Standoff Clear Vinyl Washer

Replacement standoff washers for all our popular standoffs. Can also be used as shims to level glass.

Sold by unit

PRODUCT	FINISH	MATERIAL	Ø	MILLING DIAMETER	QTY/BOX
GMSO2WASHER3	Transparent / Clear	Flexible Vinyl	2"	3/8"	1
GMSO134WASHER	Transparent / Clear	Flexible Vinyl	1 3/4"	5/16"	1
GMSO114WASHER3	Transparent / Clear	Flexible Vinyl	1 1/4"	5/16"	1
GMSO112WASHER3	Transparent / Clear	Flexible Vinyl	1 1/2"	7/16"	1
GMSO34WASHER3	Transparent / Clear	Flexible Vinyl	3/4"	1/4"	1
GMSO2WASHER4	Transparent / Clear	Flexible Vinyl	2"	1/2"	1
GMSO2WASHER5	Transparent / Clear	Flexible Vinyl	2"	3/8"	1

### Flat Standoff Clear Vinyl Washer with Collar

Replacement standoff washers. Can also be used as shims to level glass.

- 5/16" interior diameter

Sold by unit

PRODUCT	FINISH	MATERIAL	Ø	QTY/BOX
GMSO114WASHER2	Translucent	Vinyl	1 1/4"	1
GMSO34WASHER2	Translucent	Vinyl	3/4"	1

### Washer SET 1 1/2"

The Washers protect the glass from contact with the metal base and cap. Used with 1 1/2" diameter standoffs for replacement.

Sold by set

PRODUCT	FINISH	MATERIAL	Ø	QTY/BOX
GMSO112CWK	White	Vinyl	1 1/2"	1

## Richelieu Section 2B



# Individual Parts and Tools

## Richelieu Section 2B

### Flat Washer (USS)

Sold by unit

PRODUCT	FINISH	MATERIAL	MILLING Ø	QTY/BOX
GMSOFW38Z	Zinc	Steel	3/8"	1
GMSOFW12S	Stainless Steel	Stainless Steel	1/2"	1



### Acorn Style Nut for Standoff Systems

Suitable option for capping standoffs instead of a standard cap.

Sold by unit

PRODUCT	FINISH	MATERIAL	THREADED	QTY/BOX
GMSOANM8SS	Stainless steel	Stainless steel	M8	1
GMSOAN516SS	Stainless steel	Stainless steel	5/16"-18	1
GMSOAN3816SS	Stainless steel	Stainless steel	3/8"-16	1
GMSOAN1420SS	Stainless steel	Stainless steel	1/4"-20	1
GMSOAN1213SS	Stainless steel	Stainless steel	1/2"-13	1



### Standoff Cap Wrench

Metal wrench for use with 3/4" and 1 1/4" diameter standoff caps. Simply and cleanly tightens cap onto material by using appropriate end of wrench. The knuckle of wrench attaches to hole in side of standoff cap.

Sold by unit

PRODUCT	Ø	QTY/BOX
GMSOW	3/4" to 1 1/4"	1
GMSSW12	2"	1



### Adjustable Standoff Tool

For 1 3/8" to 2" (35 to 50 mm) standoff caps.

- Adjustable
- 4 PVC protector films included

Sold by unit

PRODUCT	FINISH	Ø	QTY/BOX
GMSOW3550	Stainless steel	1 3/8" to 2"	1



# Standoffs & Decorative Glass Shelf Hardware

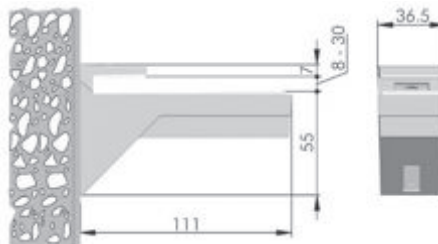
## Decorative Glass Shelf Supports

### Kalabrone Glass/Wood Wall Shelf Support

Kalabrone is a new shelf support for free-standing shelves, featuring a captivating design for current market demands.

- The soft engineering plastic element on the upper bracket guarantees perfect adhesion to the shelf, protecting the shelf from accidental removal
- Its solid structure guarantees a load capacity of 25 kg per support for a shelf 320 mm deep
- The two available finishes (satin nickel and bright chrome) will add a touch of elegance and distinction to your room
- A locking device allows the shelf to be firmly in place
- Zinc alloy material
- Kalabrone offers two adjustment options:
  1. Vertical: through the oval hole positioned on the upper bracket ( $\pm 3$  mm)
  2. Tilt: through an adjustable screw positioned on the main support (3 mm)
- Wood Shelf Thickness: 5/16 to 1 3/16" (8 to 30 mm)
- Glass Shelf Thickness: 5/16 to 1 3/16" (8 to 30 mm)
- Material: Rubber
- Fixing type: Screw

PRODUCT	FINISH	QTY/BOX
166210140	Chrome	2
166210185	Satin Nickel	2



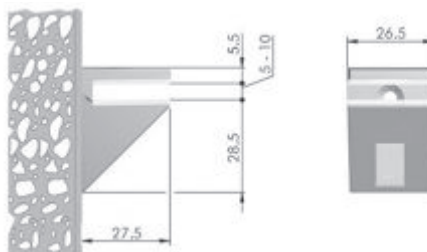
### Kalabrone Mini Glass Wall Shelf Support

Kalabrone Mini is a new shelf support for free-standing shelves. Features a captivating design for current market demands.

- Kalabrone Mini is designed for vertical adjustment through the oval hole positioned on the upper bracket
- The soft element made of engineering plastic positioned on the upper and the lower bracket, guarantees perfect adhesion to the shelf, preventing accidental removal of the shelf
- The system's solid structure guarantees a load capacity of 6 kg (including the weight of the glass shelf) for each support with a shelf 150 mm deep
- The two available finishes (satin nickel and bright chrome) will add a touch of elegance and distinction to your room
- A locking device allows the glass to be firmly in place
- Glass Shelf Thickness: 3/16 to 3/8" (5 to 10 mm)
- Material: Zinc and rubber
- Fixing Type: Screw

Sold by unit

PRODUCT	FINISH	QTY/BOX
162280140	Chrome	1
162280185	Satin Nickel	1



## Richelieu Section 2C



# Standoffs & Decorative Glass Shelf Hardware |

## Decorative Glass Shelf Supports

## Richelieu Section 2C

### Kaiman Glass/Wood Wall Shelf Support

Large loading capacity - Innovative Design!

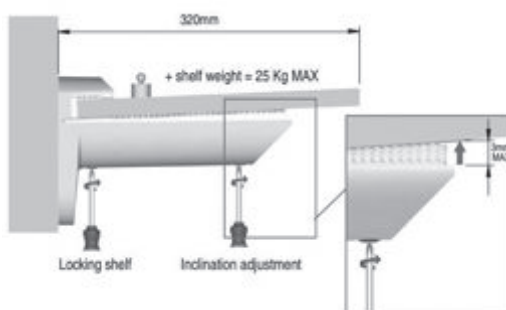
Combined wall bracket and shelf support for glass shelves 7 mm to 19 mm thick and wood shelves 18 mm to 41 mm thick.

- Capable of supporting a 25 kg load each (shelf weight included) for a shelf 320 mm deep
- Can be adjusted horizontally (up to 3 mm)
- The removable upper part gives the support flexibility
- Can be fixed to various materials: cement walls, plaster boards, wood panels, etc
- Wood Shelf Thickness: 23/32 to 1 5/8" (18 to 41 mm)
- Glass Shelf Thickness: 9/32 to 3/4" (7 to 19 mm)
- Material: Zinc and Rubber
- Fixing type: Screw

Application: Can be installed on:

- Cement walls with Ø 8 mm wall plug and Ø 5 x 50 mm pan head screw.
- Plaster board with Ø 8 mm umbrella fitting and M4 x 46 mm pan head screw.
- Wood panels 18 mm thick with specially designed spreading dowel and M6 bolt.

PRODUCT	FINISH	QTY/BOX
161022185	Satin Nickel	2

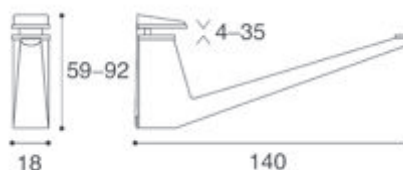


### Roma Glass/Wood Wall Shelf Support

This shelf support features a captivating design for current market demands and provides practicality through supporting glass and wood shelves.

- Ideal for glass or wood shelves
- Capable of supporting a 12 kg load each (shelf weight included) for a shelf 160 mm deep
- Secure locking screw prevents shelf movement
- Maximum Load Capacity per Shelf: 24 kg (53 lb)
- Projection - Overall Dimensions: 5 1/2" (140 mm)
- Height - Overall Dimensions: 2 5/16 to 3 5/8" (59 to 92 mm)
- Width - Overall Dimension: 23/32" (18 mm)
- Wood Shelf Thickness: 5/32 to 1 3/8" (4 to 35 mm)
- Glass Shelf Thickness: 5/32 to 1 3/8" (4 to 35 mm)
- Material: Steel

PRODUCT	FINISH	QTY/BOX
143300185	Satin Nickel	2
143300106	Silver	2





# Standoffs & Decorative Glass Shelf Hardware

## Decorative Glass Shelf Supports

### Half Round Shelf Support

- High polish finish.
- Width - Overall dimensions: 1 3/4" (44 mm)
- Glass shelf thickness: 3/8" (10 mm)

PRODUCT	FINISH	QTY/BOX
GMSHELF772BN	Brushed Nickel	2
GMSHELF772CH	Chrome	2
GMSHELF772ORB	Oil-Rubbed Bronze	2

### Half Round Shelf Support

Zinc alloy casted shelf supports with a high quality stainless steel finish applied.

- Brass adjustment screw from bottom side with rubber base
- Three mounting holes in base for securing to wall
- Philips drive socket set screw for holding glass
- Height - Overall dimensions: 1" (25 mm)
- Width - Overall dimensions: 1 29/32" (48 mm)
- Glass shelf thickness: 1/4" to 3/8" (6 to 10 mm)

PRODUCT	FINISH	QTY/BOX
GMSHELF9001BN	Brushed Nickel	2
GMSHELF9001C	Chrome	2

### Small Square Glass Shelf Support

Square shelf clamps can be used to secure a shelf for lightweight articles. Clamps should be secured to wall with screws (not included) in studs, or with Molly-type anchors. Nylon tip brass set screws secure the glass. Maximum 5" (127 mm) glass protrusion from wall is recommended. No glass fabrication required.

- Height - Overall dimensions: 3/4" (19 mm)
- Glass shelf thickness: 1/4 to 3/8" (6 to 10 mm)
- Material: Solid brass

Sold by unit

PRODUCT	FINISH	QTY/BOX
GMSHELFFA10BN	Brushed Nickel	1
GMSHELFFA10	Chrome	1
GMSHELFFA10ORB	Oil-Rubbed Bronze	1

### Square Shelf Support



This square shelf bracket is easy to install and keeps the glass firmly in place.

- Length - Overall dimensions: 3 15/16" (100 mm)
- Width - Overall dimensions: 23/32" (18 mm)
- Height - Overall dimension: 1" (25 mm)
- Glass shelf thickness: 1/4" to 3/8" (6 to 10 mm)

Sold by unit

PRODUCT	FINISH	QTY/BOX
GMSHELF783BN	Brushed Nickel	1
GMSHELF783CH	Chrome	1

## Richelieu Section 2C



# Standoffs & Decorative Glass Shelf Hardware |

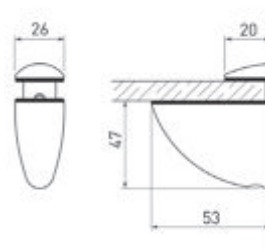
## Decorative Glass Shelf Supports

## Richelieu Section 2C

### Oval Shelf Support

• Material: Zinc

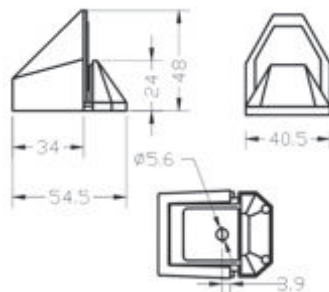
PRODUCT	OVERALL DIMENSIONS		GLASS SHELF THICKNESS	MAX. LOAD CAPACITY/ SHELF	FINISH	QTY/ BOX
	HEIGHT	WIDTH				
93930140	1 25/32" (45 mm)	2 7/32" (56 mm)	5/32 to 5/8" (4 to 16 mm)	55 lb (25 kg)	Chrome	2
93930174	1 25/32" (45 mm)	2 7/32" (56 mm)	5/32 to 5/8" (4 to 16 mm)	55 lb (25 kg)	Satin Chrome	2
93930170	1 25/32" (45 mm)	2 7/32" (56 mm)	5/32 to 5/8" (4 to 16 mm)	55 lb (25 kg)	Stainless Steel	2
93931140	2 5/32" (55 mm)	3" (76 mm)	5/32 to 1 1/32" (4 to 26 mm)	77 lb (35 kg)	Chrome	2
93931174	2 5/32" (55 mm)	3" (76 mm)	5/32 to 1 1/32" (4 to 26 mm)	77 lb (35 kg)	Satin Chrome	2
93931170	2 5/32" (55 mm)	3" (76 mm)	5/32 to 1 1/32" (4 to 26 mm)	77 lb (35 kg)	Stainless Steel	2



### Triangular Shelf Support

• Material: Zinc

PRODUCT	OVERALL DIMENSIONS		GLASS SHELF THICKNESS	MAX. LOAD CAPACITY/ SHELF	FINISH	QTY/ BOX
	HEIGHT	PROJECTION				
93920140	1 1/2" (38 mm)	1 5/32" (29 mm)	1/8 to 25/32" (3 to 20 mm)	18 lb (8 kg)	Chrome	2
93920174	1 1/2" (38 mm)	1 5/32" (29 mm)	1/8 to 25/32" (3 to 20 mm)	18 lb (8 kg)	Satin Chrome	2
93920170	1 1/2" (38 mm)	1 5/32" (29 mm)	1/8 to 25/32" (3 to 20 mm)	18 lb (8 kg)	Stainless Steel	2
93921140	1 7/8" (48 mm)	1 13/32" (36 mm)	1/8 to 1 1/32" (3 to 26 mm)	26 lb (12 kg)	Chrome	2
93921174	1 7/8" (48 mm)	1 13/32" (36 mm)	1/8 to 1 1/32" (3 to 26 mm)	26 lb (12 kg)	Satin Chrome	2
93921170	1 7/8" (48 mm)	1 13/32" (36 mm)	1/8 to 1 1/32" (3 to 26 mm)	26 lb (12 kg)	Stainless Steel	2



# Standoffs & Decorative Glass Shelf Hardware

## Decorative Glass Shelf Supports

## Richelieu Section 2C

1  
FRAMELESS  
SHOWER  
HARDWARE

2  
STANDOFFS &  
DECORATIVE  
GLASS SHELF  
HARDWARE

3  
CAULKING,  
INSULATING  
FOAM &  
GLAZING  
SPLINE

4  
TOOLS &  
MACHINERY

5  
SHOP  
SUPPLIES

6  
FASTENERS

7  
MIRROR  
HARDWARE

8  
CABINET &  
FURNITURE  
GLASS  
HARDWARE

9  
DOORS &  
WINDOWS  
HARDWARE

10  
WEATHER  
STRIPPING

11  
SCREEN &  
SCREENING  
SUPPLIES

12  
GLASS  
BALUSTER  
& RAILING

13  
GLASS  
ARCHITECTURAL  
HARDWARE

14  
SLIDING  
DOOR  
SYSTEMS

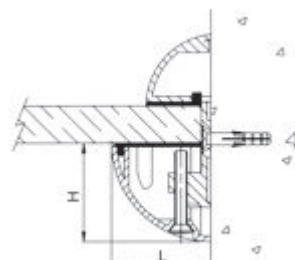
15  
MOLDINGS

16  
COMMERCIAL  
DISPLAY  
HARDWARE

17  
AUTOMOTIVE

### Hemispheric Shelf Support

PRODUCT	OVERALL DIMENSIONS		GLASS SHELF THICKNESS	MAX. LOAD CAPACITY/ SHELF	FINISH	QTY/ BOX
	HEIGHT	WIDTH				
93970140	1 1/32" (26 mm)	1 1/32" (26 mm)	5/32" to 3/8" (4 to 10 mm)	26 lb (12 kg)	Chrome	2
93970174	1 1/32" (26 mm)	1 1/32" (26 mm)	5/32" to 3/8" (4 to 10 mm)	26 lb (12 kg)	Satin Chrome	2
93970170	1 1/32" (26 mm)	1 1/32" (26 mm)	5/32" to 3/8" (4 to 10 mm)	26 lb (12 kg)	Stainless Steel	2
93971170	1 9/16" (40 mm)	1 9/16" (40 mm)	9/16" to 1 3/16" (14 to 30 mm)	33 lb (15 kg)	Stainless Steel	2



### Modern Style Shelf Support

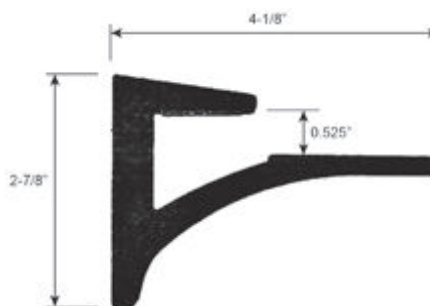
These modern style shelf brackets can be installed anywhere storage is needed. The design of the bracket provides support on the top edge and underneath, and will hold up to 80 lb (36 kg) per pair.

- Glass shelf thickness: 3/8 to 1/2" (10 to 12 mm)
- Material: Aluminum
- Fixing type: Sscrew

#### Included Product(s):

- (2) Brackets
- Screws
- Mounting tape
- Installation instructions
- Spacer tabs

Sold by pair



PRODUCT	FINISH	QTY/BOX
GMSHELFSC5BL	Black	2
GMSHELFSC5CH	Chrome	2

### Designer Series Shelf Support

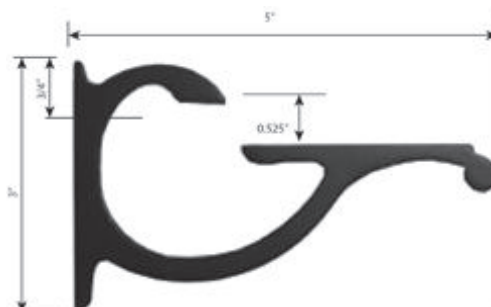
These designer series shelf brackets can be installed anywhere a classy shelf is desired. The design of the Bracket provides support on the top edge and underneath, and will hold up to 80 lb. (36 kg).

- Glass shelf thickness: 3/8" to 1/2" (10 to 12 mm)
- Material: Aluminum
- Fixing type: Screw
- Glass-to-wall mount

#### Included Product(s):

- (2) brackets
- Mounting tape
- Spacer tabs
- Screws
- Installation instructions

PRODUCT	FINISH	QTY/BOX
GMSHELFCC5BL	Black	2
GMSHELFCC5CH	Chrome	2



# Standoffs & Decorative Glass Shelf Hardware |


## Decorative Glass Shelf Supports

## Richelieu Section 2C

### Shelf Support with M8 Insert

Shelf support panel attachment with M8 insert nut.

- Made of solid brass
- Suitable for all glass thicknesses
- Load capacity 42.5 kg (per shelf)
- Diameter: 7/8" (22 mm)
- Projection - Overall dimension: 7 7/8" (200 mm)




PRODUCT	FINISH	QTY/BOX
93951195	Satin Nickel	2

### Shelf Support with Nylon Anchor

Shelf support for wall mounting with nylon plug Ø10x76mm L.

- Made of solid brass
- Suitable for all glass thicknesses
- Load capacity 42.5 kg (per shelf)
- Projection - Overall dimensions: 7-7/8" (200 mm)
- Width - Overall dimension: 7/8" (22 mm)



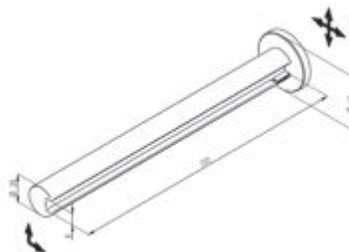
PRODUCT	FINISH	QTY/BOX
93950174	Satin Chrome	2

### Glass Shelf Support - 200 mm

These polished zinc supports are designed specifically for glass shelves, and combine utility and fashion to be both strong and decorative.

- Diameter: 25/32" (20 mm)
- Projection - Overall dimensions: 7 7/8" (200 mm)
- Glass shelf thickness: 5/16" (8 mm)

Sold by unit



PRODUCT	FINISH	QTY/BOX
156200174	Satin Chrome	1
156200170	Stainless Steel	1

### Glass Wall Bracket

These polished zinc brackets are designed specifically for glass shelves. Both strong and decorative, they effectively combine utility with fashion.

Can also be used in front of the stovetop as a protective screen for children. In this case, be sure to use heat-resistant tempered glass.

- Diameter: 25/32" (20 mm)
- Height - Overall dimensions: 7-7/8" (200 mm)
- Glass shelf thickness: 5/16" (8 mm)
- Material: Steel

PRODUCT	FINISH	QTY/BOX
158200174	Satin Chrome	2
158200170	Stainless Steel	2



# Standoffs & Decorative Glass Shelf Hardware

## Decorative Glass Shelf Supports

### Shelf Bracket

Right angle shelf support.  
Screws not included.

- Material: Steel
- Fixing type: Screw

Sold by unit

PRODUCT	PROJECTION	FINISH	QTY/BOX
D011059	6" (152 mm)	Chrome	1
D011060	8" (203 mm)	Chrome	1
D011062	12" (305 mm)	Chrome	1

### 10 mm Tempered Glass Shelf


1/4 round, 10 mm clear glass shelf. Ideal for showers. Picture shown with clamps (not included).

- Shelf Thickness: 3/8" (10 mm)

Sold by unit

PRODUCT	OVERALL DIMENSIONS		QTY/BOX
	WIDTH	LENGTH	
SDSHELF6X6	6" (152 mm)	6" (152 mm)	1
SDSHELF8X8	8" (203 mm)	8" (203 mm)	1
SDSHELF10X10	10" (254 mm)	10" (254 mm)	1
SDSHELF12X12	12" (305 mm)	12" (305 mm)	1

## Richelieu Section 2C





**NOTES**

# Caulking, Insulating Foam & Glazing Spline

<b>Silicone Sealant and Latex Caulking</b> <b>Section 3A</b> 	<b>Industrial and Residential Caulking</b> <b>Section 3B</b> 	<b>Insulation Foam</b> <b>Section 3C</b> 
<b>Glazing Spline</b> <b>Section 3D</b> 	<b>ETHAFOAM Open and Closed Cell Backer Rod</b> <b>Section 3E</b> 	<b>Butyl Tape Polyshim II, Vision Strip</b> <b>Section 3F</b> 
<b>Air Barrier</b> <b>Section 3G</b> 	<b>Mastic</b> <b>Section 3H</b> 	<b>Cleaners and Solvents for Sealants and Caulking</b> <b>Section 3I</b> 

## SECTION 3

FRAMELESS SHOWER HARDWARE	1
STANDOFFS & DECORATIVE GLASS SHELF HARDWARE	2
<b>CAULKING, INSULATING FOAM &amp; GLAZING SPLINE</b>	<b>3</b>
TOOLS & MACHINERY	4
SHOP SUPPLIES	5
FASTENERS	6
MIRROR HARDWARE	7
CABINET & FURNITURE GLASS HARDWARE	8
DOORS & WINDOWS HARDWARE	9
WEATHER STRIPPING	10
SCREEN & SCREENING SUPPLIES	11
GLASS BALUSTER & RAILING	12
GLASS ARCHITECTURAL HARDWARE	13
SLIDING DOOR SYSTEMS	14
MOLDINGS	15
COMMERCIAL DISPLAY HARDWARE	16
AUTOMOTIVE	17

# Silicone Sealant and Latex Caulking

## Silicone Sealant

### Bathroom and Kitchen 100% Silicone Sealant

Richelieu bathroom and kitchen 100% silicone sealant is a medium modulus, single-component, non-fag, acetoxy-cure caulking material. Specifically designed to resist mould and mildew when fully cured. Features excellent resistance to weathering, vibration, moisture, ozone, and extreme temperatures. This sealant may be applied in sub-zero weather without loss of extrusion or physical characteristics, and is effective to -46 °C (-50 °F).

- Properties: Acetoxy silicone
- Tooling time: Immediately tool the sealant
- Ideal use: Around bathtubs/sinks, countertops, Interior, Outside and shower stall
- Tack-free/skin over time: 20 to 40 minutes
- Excellent performance in extreme temperatures
- Optimal adherence to ceramic, glass, granite, marble, plastic, porcelain and tile
- NSF (National Sanitation Foundation) approved
- Mildew-resistant
- 100% RTV
- Packaging: Plastic cartridge

Application: Caulking and sealing around bathtubs, shower stalls, bathroom vanities, kitchen counters and sinks. Replacing ceramic tiles and making new gaskets for dishwasher doors.

Sold by unit

PRODUCT	FINISH	VOLUME	QTY/BOX
94160012	Translucent	10 oz (300 ml)	1
94160011	Clear	10 oz (300 ml)	1
94160030	White	10 oz (300 ml)	1

### CSL190 Optically Clear Silicone Sealant/Adhesive

It provides exceptional clarity versus the traditional appearance of standard clear or translucent silicones.

- CSL190 cures to a strong silicone rubber that maintains long term durability and flexibility. Cured CSL190 silicone rubber will not shrink, crack, crumble, bleed or dry out
- Maintains sealing function between -60°C and 200°C (-76°F and 392°F)
- Excellent unprimed adhesion to most surfaces
- Properties: Acetoxy silicone
- Ideal Use: countertops, and shower stall
- Tooling Time: Immediately tool the sealant
- Tack-free / skin over time: 10 to 15 minutes
- Optimal adherence to glass, tile, granite, porcelain, marble, and ceramic
- Base: 100% RTV silicone
- Packaging: Plastic cartridge

Application: Glass shower enclosures, glass on glass applications, granite and backsplash seams, and kitchen and bath projects

Sold by unit

PRODUCT	FINISH	VOLUME	QTY/BOX
SA6000	Crystal Clear	10 oz (300 ml)	1

## Richelieu Section 3A



# Silicone Sealant and Latex Caulking

## Silicone Sealant

### CSL 160 Silicone

A high-performing sealant for the general contractor with excellent weathering and oxidation resistance, which are imperative for longevity and durability. Ease of tooling and elimination of squeeze-out and subsequent cleanup allow for efficient installation. CSL160 is available in a broad range of standard, custom, and clear color formulations for ultimate flexibility in decor design. 100% silicone construction sealant. CSL160 is a one-part moisture-curing RTV (room-temperature vulcanizing) silicone sealant designed for general contracting. CSL160 is a professional-grade sealant ideal for applications where high levels of protection, adhesion, elasticity, and longevity are desired. CSL160 resists aging, weathering, and thermal cycling without hardening, shrinking, cracking, crumbling, bleeding, or drying out.

- Excellent strength and flexibility
- Resists moisture, UV, ozone, and extreme weathering
- Superior unprimed adhesion to most surfaces
- Will not dry out, harden or crack
- Ready to use; tools and cleans easily
- CSL160 has a shelf life of twelve months from the date of manufacture when stored in the original unopened container in dry, shaded conditions, away from sources of heat or ignition, and stored at or below 90 °F (32 °C).
- Tooling Time: Immediately tool the sealant
- Ideal Use: Interior, Outside, Countertops, Around Bathtubs/ Sinks, Wood Windows, Vinyl/PVC Windows, Shower Stall
- Optimal adherence to Non-oiled Wood, Painted metal, Ceramic, Plastic, Porcelain, Glass, Tile, Vinyl
- Tack-free / Skin Over Time: 10 minutes
- Base: 100% RTV silicone
- Packaging: Plastic cartridge

Application: CSL160 is ideal for sealing around carpentry, cabinetry, tubs, sinks, shower and bath panel joints, counter tops, doors, windows and flashings, and as a general adhesive.

Sold by unit

PRODUCT	FINISH	VOLUME	QTY/BOX
1600105	Gray	10 oz (300 ml)	1
160011	Transparent / Clear	10 oz (300 ml)	1
160030	White	10 oz (300 ml)	1
160040	Almond	10 oz (300 ml)	1
1600401	Bone	10 oz (300 ml)	1
160060	Medium Brown	10 oz (300 ml)	1
160090	Black	10 oz (300 ml)	1

### NuFlex® 319 Silicone Sealant

NuFlex® 319 glazing silicone sealant is a one-part, high-modulus, non-corrosive, and moisture-curing 100% silicone sealant. Superior adhesion to most construction materials without primer. Cures to form a flexible, watertight bond to glass, plastic, metal, concrete and masonry, and factory- and field-installed metal building systems.

- Primerless and non-corrosive with a non-offensive odor
- All season gunnability from -37 °C to 60 °C (-38 °F to 140 °F)
- Durable and unaffected by sunlight, rain, freeze/thaw conditions, ozone or airborne chemicals
- Long life: cured sealant remains permanently flexible and will not shrink, crack, dry out or become brittle
- 50-year durability
- Excellent multipurpose neutral cure
- Adheres to many porous substrates
- For glazing applications
- Properties: Neutral cure silicone
- Ideal Use: Aluminum Windows and Vinyl/PVC Windows
- Tooling Time: 4 to 8 minutes
- Tack-free / Skin Over Time: 25 minutes
- Optimal adherence to Concrete, Glass, Plastic, Brick, and Steel
- Base: 100% RTV Silicone
- Packaging: Plastic cartridge

Application: NuFlex® 319 is a conventional glazing weather sealant used for sealing windows, doors, metal building flashings, eaves, troughs, and fittings. Also for use as the primary seal/bedding compound in factory-made windows.

Sold by unit

PRODUCT	FINISH	VOLUME	QTY/BOX
9430011	Translucent	10 oz (300 ml)	1

## Richelieu Section 3A



# Silicone Sealant and Latex Caulking

## Silicone Sealant

### NuFlex® 313 Silicone Sealant

NuFlex® 313 Fast-Cure Glass & Vinyl Silicone Sealant is a one-part, 100% silicone sealant that features accelerated development of its elastic surface properties and offers excellent unprimed adhesion to a wide variety of substrates. NuFlex® 313 is particularly effective in industrial sealing and adhesive applications where rapid curing characteristics are required. At 23 °C (73 °F) and 50% relative humidity, NuFlex® 313 has a skin-over time of 7 minutes, a tack-free time of 15 minutes, and a light surface scratch resistance time of 30 minutes. NuFlex® 313 forms a flexible, durable, watertight bond to glass, aluminum, wood, galvanized steel, most metals, most vinyl, and plastics. It is virtually unaffected by ultraviolet radiation, ozone, airborne chemicals, or temperature extremes.

- 100% silicone
- 50-year durability
- Adheres to many porous substrates
- Typical uses: Sealing and adhering applications where rapid-curing is a must. Sealing and adhering applications during manufacturing processes
- Fast-cure glass & vinyl
- Properties: Neutral cure silicone
- Ideal use: Vinyl/PVC windows
- Tooling time: Immediately tool the sealant
- Skin over time: 7 minutes
- Optimal adherence to galvanized steel, vinyl, glass, non-oiled wood, plastic, and aluminum
- Base: 100% RTV silicone
- Packaging: Plastic cartridge

Sold by unit

PRODUCT	FINISH	VOLUME	QTY/BOX
943130011	Translucent	10 oz (300 ml)	1

### NuFlex® 331 Silicone Sealant

NuFlex® 331 exterior siding & trim silicone sealant is a primerless, non-corrosive 100% neutral cure silicone sealant that exhibits low modulus and high adhesive qualities when cured. NuFlex® 331 is a high-quality, ready-to-use silicone with a very high level of adhesion, especially to substrates such as PVC and other plastics which have typically shown difficulty with adhesion. NuFlex® 331 is unaffected by UV and airborne chemicals.

- 50-year durability
- Adheres to many porous substrates
- Properties: Neutral cure silicone
- Ideal Use: Exterior trim & siding, aluminum windows, wood windows, and vinyl/pvc windows
- Tooling Time: 5 minutes
- Tack-free / skin over time: 20 minutes
- Optimal adherence to Vinyl, Plastic, And Aluminum
- Base: 100% RTV silicone
- Packaging: Plastic cartridge

Application: NuFlex® 331 is used for multiple glazing applications where a clear, high adhesion product is preferred. Factory-made windows as primary seal/bedding compound, window installation (especially with wood finishes), vinyl siding installation, factory and field-installed metal building systems, appliance manufacturing, aircraft and automotive glazing and manufacturing.

Sold by unit

PRODUCT	FINISH	VOLUME	QTY/BOX
943310111	Translucent	10 oz (300 ml)	1
943310030	White	10 oz (300 ml)	1
943310390	Black	10 oz (300 ml)	1

## Richelieu Section 3A





# Silicone Sealant and Latex Caulking

## Silicone Sealant

### NuFlex® 366 Marine Silicone Sealant

NuFlex® 366 Marine silicone sealant is a 100% medium modulus, one component caulking material with a consistency similar to toothpaste. NuFlex® 366 cures to a tough, rubbery solid upon exposure to moisture in the air. Because it does not flow due to its own weight, this sealant can be applied overhead or on sidewall joints and surfaces without sagging, slumping or running off. It adheres to clean metal, glass, most types of wood, silicone resin, vulcanized silicone rubber, ceramic, natural and synthetic fiber, painted surfaces and many plastics. NuFlex® 366 has good resistance to weathering, vibration, moisture, ozone and extreme temperatures. It may be applied in sub-zero weather without loss of extrusion or physical property characteristics and is effective to -46°C (-50°F).

- Permanently flexible
- Resists vibration, heat, UV rays and moisture
- Adheres to most marine substrates
- Multi-purpose
- NuFlex® 366 resists temperatures as high as 232 °C (450 °F) for prolonged periods
- Ideal for above-water-line marine applications
- Properties: Acetoxy silicone
- Ideal Use: High Temperature Resistance, and Marine and Recreational Use
- Tooling Time: 5 to 10 minutes
- Tack-free / Skin Over Time: 10 to 20 minutes
- Optimal adherence to Glass, Tile, Non-oiled Wood, Steel, and Painted metal
- Base: 100% RTV Silicone
- Packaging: Plastic cartridge

Application: Caulking and sealing port holes and hull fixtures. Sealing sinks, tubs, counters and windows. Gasket making for various automotive, recreational and mechanical applications. Warning: NuFlex® 366 can corrode or not adhere to brass, copper (and to alloys containing copper), magnesium, zinc and galvanized metals (and other alloys containing zinc).

Sold by unit

PRODUCT	FINISH	VOLUME	QTY/BOX
943660011	Translucent	10 oz (300 ml)	1

### NuFlex® 333 Silicone Sealant

NuFlex® 333 Aquarium sealant is a one-part, moisture curing, 100% silicone sealant that has been specially formulated for aquarium construction. It will never shrink, dry out or crack; remains permanently flexible and is harmless to fish and plants. NuFlex® 333 can be used to build aquariums that provide an unobstructed view of the fish, something not available in conventionally-framed aquariums. For instance, it can be used to build three, five, six-sided or other aquariums that can be subdivided into compartments, built-in to coffee tables or even attached to the wall. For aquariums less than 30 US gallons (120 liters), experts recommend the use of 6.4 mm (1/4") tempered glass because it provides a better view into the aquarium.

- Permanently flexible
- Resists humidity and vibration
- Allows for the creation of unique aquariums
- Ideal for aquariums up to 100 US gallons (400 liters)
- Properties: Acetoxy silicone
- Ideal Use: Shower Stall and Aquarium
- Tooling Time: 5 minutes
- Tack-free / Skin Over Time: 10 to 20 minutes
- Optimal adherence to Glass
- Base: 100% RTV Silicone
- Packaging: Plastic cartridge

Application: Aquarium manufacture and repair, Aquariums up to 100 US gallons (400 liters), Aquariums that are unique in shape for aquatic and non-aquatic animals.

Sold by unit

PRODUCT	FINISH	VOLUME	QTY/BOX
943330011	Translucent	10 oz (300 ml)	1

## Richelieu Section 3A



# Silicone Sealant and Latex Caulking

## Silicone Sealant

### NuFlex® 302 Hi - Temp Silicone

NuFlex® Hi-Temp silicone is a one-part 100% silicone with a toothpaste-like consistency. It cures when it is exposed to moisture in the air to form a tough rubbery seal. NuFlex® 302 HT was formulated to perform at temperatures ranging from -65°C to 260°C (-85°F to 500°F) under continuous operating conditions. During intermittent exposure, NuFlex® 302 HT will withstand temperatures as high as 316°C (600°F). It is ideal for a number of sealing and bonding applications.

- NSF Approved
- 100% Silicone
- Adheres to many substrates
- Withstands up to 316°C (600°F)
- Permanently flexible
- Quick curing
- Moisture, heat and vibration resistant
- Multiple uses
- Maintains elastic properties between -80 to 600°F
- Properties: Acetoxy silicone
- Ideal Use: High Temperature Resistance, and Marine and Recreational Use
- Tooling Time: 5 minutes
- Tack-free / Skin Over Time: 17 minutes
- Optimal adherence to Aluminum and Steel
- Base: 100% RTV Silicone
- Packaging: Plastic cartridge

Sold by unit

PRODUCT	FINISH	VOLUME	QTY/BOX
94160090	Black	10 oz (300 ml)	1
94160080	Red	10 oz (300 ml)	1

### Self-Seal® GG-200 Non-Sag Silicone Firestop

Self-Seal® GG-200 is a single-component, low modulus, non-slumping silicone firestop sealant designed for wall and floor applications. It forms a pressure tight seal resistant to water, smoke and toxic gases. See Self-Seal® UL and cUL firestop systems for W (Water tightness) and L (Air Leakage) Ratings. The sealant is also resistant to cracking, ultraviolet radiation, and ozone. 100% Non-sag Silicone. Water resistant before, during, and after curing. Freeze-thaw stable. Protects your wall & floor openings. Tested at positive pressure to simulate the pressure differentials that can occur in a fire situation.

- Properties: Neutral cure silicone
- Ideal Use: For use in firewall applications and Silicone Firestop
- Tooling Time: 10 to 40 minutes
- Optimal adherence to Masonry, Vinyl, Concrete, Brick, Aluminum, and Steel
- For joints in firewall applications
- Base: 100% Non-sag silicone
- Packaging: Plastic cartridge

Application: Self-Seal® GG-200 seals service penetrations and expansion joints in fire and smoke rated wall or floor separations. Self-Seal® architectural, mechanical and electrical. application charts can be used as a quick reference.

Basic uses include firestopping: Aluminum, pre-cast concrete and most exterior wall systems; Gypsum wallboard and framed floor-ceiling assemblies; Thermally expanding pipes that are insulated at fire separations; Power/communications cables and aluminum/galvanized steel cable trays; Static/non-static pipes and conduits; Steel, polyvinyl chloride (PVC) sleeving or cored concrete openings.

Sold by unit

PRODUCT	FINISH	VOLUME	QTY/BOX
9420036101	Limestone	10 oz (300 ml)	1

## Richelieu Section 3A



# Silicone Sealant and Latex Caulking

## Silicone Sealant

### Self-Seal® GG-266 Intumescent Firestop Silicone

Self-Seal® GG-266 is a single-component, neutral cure, non-slumping intumescent silicone caulk designed to seal combustible service penetrations in fire-rated walls and floors. When exposed to temperatures above 150 °C (300 °F) it will begin to expand. As the combustible penetrating item softens and collapses under fire conditions, the silicone composition will rapidly intumesce to fill the void with a patented char composite that contains expanded graphite.

Self-Seal® GG-266 seals service penetrations and expansion joints in fire and smoke rated wall or floor separations. Self-Seal® architectural, mechanical and electrical application charts can be used as a quick reference.

- "Caulk & Walk" system
- Protects your wall & floor openings
- Water resistant before, during, and after curing
- Expands to close penetrations & stop transfer
- Tested at positive pressure to simulate the pressure differentials that can occur in fire situations
- Properties: Neutral cure silicone
- Ideal Use: For use in firewall applications and Silicone Firestop
- Tooling Time: 20 to 40 minutes
- Optimal adherence to Vinyl, Concrete, Non-oiled Wood, Plastic, Brick, and Steel
- Base: 100 % Intumescent Silicone
- Packaging: Plastic cartridge

Application: Self-Seal® GG-266 is ideally suited for "caulk & walk" type applications, particularly where firestop collar systems cannot be accommodated. For up to 2" (51 mm) trade size diameter solid or cellular core Polyvinyl Chloride (PVC), solid or cellular core Acrylonitrile Butadiene Styrene (ABS), IPEX AquaRise, Crosslinked Polyethylene (PEX), Flame Retardant Polypropylene (FRPP) and Chlorinated Polyvinyl Chloride (CPVC) pipe penetrations only a minimum 5/16 inch (8 mm) annular space, i.e., a maximum 3" (76 mm) cored opening, is needed. Solid core PVC vented and PEX process and supply tubing penetrations, firestopped with Self-Seal® GG-266 meet the Canadian building code test requirement for a pressure differential of 50 Pa between the exposed and unexposed sides of concrete, drywall and framed floor-ceiling fire-rated assemblies. Self-Seal® GG-266 can be used to firestop up to 4" (102 mm) PVC, IPEX XFR® 15-50 PVC, ABS and CPVC pipe penetrations through conical shaped or cored openings in concrete floor slabs avoiding the necessity for firestop collar systems. Self-Seal® GG-266 is also suitable for AB / PVC flexible foam insulated copper pipe, and metallic and insulated pipe penetrations.

Sold by unit

PRODUCT	FINISH	VOLUME	QTY/BOX
942663980	Red Brick	10 oz (300 ml)	1

### Silicone Proglaze®

Proglaze® is a one-part, moisture-curing, acetoxy silicone sealant that can be easily gunned under all types of weather conditions. Cures rapidly to produce a durable, flexible seal.

- Produces durable, flexible seal
- Comes ready-to-use with no mixing required for immediate application with conventional caulking equipment
- Moisture curing and easily gunned in all types of weather conditions
- Selected colors (Proglaze Clear, White, Aluminum and Black)
- Acceptable for indirect contact with edible products under USDA requirements for use in federally-inspected meat and poultry plants
- Greenguard Gold certification ensures safety for use in the most sensitive indoor environments including hospitals and schools
- Single-component, moisture-cure, acetoxy silicone sealant for glazing
- Properties: Acetoxy silicone
- Ideal Use: Shower Stall, Aluminum Windows, and Vinyl/PVC Windows
- Tooling Time: 7 to 15 minutes
- Tack-free / Skin Over Time: 10 to 20 minutes
- Optimal adherence to Glass, Plastic, Aluminum, and Painted metal
- Base: 100% RTV Silicone
- Packaging: Plastic cartridge

Application: Basic uses: Proglaze® provides a high performance seal for a wide variety of glazing applications such as cap bead, toe bead, heel bead, butt glazing and metal-to-metal joints. Additional uses include a variety of in-plant applications where a gun-grade sealant is required. Proglaze® (clear, white, aluminum, and black) is acceptable for indirect contact with edible products under U.S.D.A. requirements for use in federally-inspected meat and poultry plants.

Sold by unit

PRODUCT	FINISH	VOLUME	QTY/BOX
D030063	Translucent	10 oz (300 ml)	1
D030060	White	10 oz (300 ml)	1
D030062	Brown	10 oz (300 ml)	1
D030064	Satin Aluminum	10 oz (300 ml)	1
D030061	Black	10 oz (300 ml)	1

## Richelieu Section 3A



1  
FRAMELESS  
SHOWER  
HARDWARE

2  
STANDOFFS &  
DECORATIVE  
GLASS SHELF  
HARDWARE

3  
CAULKING,  
INSULATING  
FOAM &  
GLAZING  
SPLINE

4  
TOOLS &  
MACHINERY

5  
SHOP  
SUPPLIES

6  
FASTENERS

7  
MIRROR  
HARDWARE

8  
CABINET &  
FURNITURE  
GLASS  
HARDWARE

9  
DOORS &  
WINDOWS  
HARDWARE

10  
WEATHER  
STRIPPING

11  
SCREEN &  
SCREENING  
SUPPLIES

12  
GLASS  
BALUSTER  
& RAILING

13  
GLASS  
ARCHITECTURAL  
HARDWARE

14  
SLIDING  
DOOR  
SYSTEMS

15  
MOLDINGS

16  
COMMERCIAL  
DISPLAY  
HARDWARE

17  
AUTOMOTIVE

## Silicone Sealant and Latex Caulking

### Silicone Sealant

#### Silicone Sealant Tremsil® 400

Tremsil® 400 can handle up to 40% expansion and contraction making it ideal for high-performance sealant applications. Tremsil® 400 does not require priming on typical construction substrates such as wood, concrete, brick, vinyl, aluminum and most durable paint finishes.

- Medium modulus with capability to handle up to 40% expansion and contraction, making it ideal for use in dynamically moving joints
- Extremely low VOCs and can be used in any VOC regulated area across the US and Canada
- Primerless adhesion for most construction materials reduces installation time
- Comes ready to use with no mixing required for immediate application with conventional caulking equipment
- Greenguard Gold certification ensures safety for use in the most sensitive indoor environments including hospitals and schools
- High-performance, single-component, neutral cure silicone sealant
- Properties: Neutral cure silicone
- Ideal Use: Exterior trim & siding
- Tooling Time: 10 to 15 minutes
- Tack-free / skin over time: 30 to 40 minutes
- Optimal adherence to masonry, vinyl, concrete, non-oiled wood, brick, aluminum, and painted metal
- Base: 100% RTV silicone
- Packaging: Sausage

Application: Tremsil® 400 is specifically designed to achieve a watertight seal in expansion joints, and for general perimeter caulking of windows, doors and frames, precast and tilt-up panels.

Sold by unit

PRODUCT	FINISH	VOLUME	QTY/BOX
0340030	White	20 oz (600 ml)	1
03400135	Bronze	20 oz (600 ml)	1
0340010	Satin Aluminum	20 oz (600 ml)	1
0340090	Black	20 oz (600 ml)	1

#### Silicone Sealant Tremsil® 600

Tremsil® 600 is a one-part, neutral-cure, fast-skinning, medium modulus silicone sealant. The sealant cures to a flexible rubber when exposed to moisture present in the air. Tremsil® 600 is compatible with most common porous and non-porous building component surfaces, making it an excellent sealant for use in commercial construction as well as in a wide variety of high-performance window systems.

- Comes ready-to-use with no mixing required for immediate application with conventional caulking equipment.
- Greenguard Gold certification ensures safety for use in the most sensitive indoor environments including hospitals and schools.
- Properties: Neutral cure silicone
- Ideal Use: Aluminum windows, wood windows, and vinyl/PVC windows
- Tooling Time: 8 to 10 minutes
- Tack-free/skin over time: Less than 2 hours
- Optimal adherence to vinyl, concrete, glass, non-oiled wood, plastic, brick, aluminum, painted metal, and stainless steel
- Base: 100% RTV Silicone
- Packaging: Plastic cartridge
- Single-component, neutral-cure silicone sealant for glazing

Application: Is ideal for use as an in-plant glazing sealant for applications that include, back-bedding, cap, heel and toe beads, and sash joinery. Is compatible with most common porous and non-porous building components and has excellent adhesion to aluminum, stainless steel, metals, glass, plastics, rigid PVC, wood, brick, concrete and painted surfaces. One product may be used for a variety of applications on the same job, from metal to metal joinery to perimeter beads. Is also designed for application through automated glazing equipment such as x-y tables.

Sold by unit

PRODUCT	FINISH	VOLUME	QTY/BOX
036311	Translucent	10 oz (300 ml)	1
036330	White	10 oz (300 ml)	1
036310	Satin Aluminum	10 oz (300 ml)	1
036390	Black	10 oz (300 ml)	1

## Richelieu Section 3A



## Silicone Sealant and Latex Caulking

### Silicone Sealant

#### Silicone Sealant TREMstop® Fyre-Sil

TREMstop® Fyre-Sil is a gun-grade, neutral-cure silicone sealant designed for use in firestop applications, including both joints and through-penetrations.

- Tremstop Fyre-Sil is a firestop product that also provides protection against washout conditions
- When installed in accordance with a tested firestop system, it affords code compliance for both through-penetrations and fire-rated joints
- Properties: Neutral cure silicone
- Ideal Use: For use in firewall applications
- Tack-free/Skin Over Time: 18 to 26 minutes
- Optimal adherence to Masonry, Plastic, Brick, Aluminum, and Steel
- Base: 100% Non-Sag Silicone
- Packaging: Plastic cartridge

Application: Tremstop Fyre-Sil is for use on metal pipe, plastic pipe, cables, cable trays, ducts and multiple through-penetrations as well as static joints and dynamic joints in concrete, wood floor/ceiling and gypsum wall assemblies and perimeter fire barrier joints.

Sold by unit

PRODUCT	FINISH	VOLUME	QTY/BOX
D938805	Limestone	10 oz (300 ml)	1

#### Silicone Spectrem® 2

Spectrem® 2 is a medium-modulus, one-part, high-performance, neutral-cure silicone sealant ideal for a variety of perimeter caulking and glazing applications. Spectrem® 2 exhibits primerless adhesion to many common building materials.

- Great movement capacity of approximately 50%
- Resistant to UV rays, acid rain, ozone, humidity, and extreme temperatures
- Easy gunning from -20 °C to 50 °C (0 °F to 330 °F)
- Molds easily for a smooth finish
- Cures quickly
- With medium modulus, can be used as a structural tensile bead and weather sealant
- Offering excellent adhesion to a variety of substrates including glass and metal, a single product can be used for a variety of applications on the same job from 2-sided structural glazing to perimeter caulking and joint filling
- Resistance to driving rain, ozone, ultraviolet light, and temperature extremes safeguards against water penetration with exceptional weatherability in all climate zones
- Wide variety of colors to choose from with custom colors and color matching also available for a particular project
- No mixing required, so product is always ready to use for immediate application with conventional caulking equipment
- Greenguard Gold certification ensures safety for use in the most sensitive indoor environments including hospitals and schools
- Properties: Neutral cure silicone
- Ideal Use: Curtain-window wall systems, aluminum windows, and expansion joints
- Tooling Time: 10 to 15 minutes
- Tack-free / Skin Over Time: 20 to 40 minutes
- Optimal adherence to concrete, glass, plastic, brick, aluminum, stone, steel, and painted metal
- Base: 100% RTV silicone

Applications:

- Spectrem® 2 is suitable for both caulking and glazing applications, including cap beads, toe beads, heel beads and other typical air seals. It is particularly appropriate as a weather seal and tensile bead for two-sided structural glazing systems and is ideal for sealing joints within curtain/window wall systems
- Can be used on substrates such as aluminum, glass, steel, painted metal, plastic, stone, concrete and brick; for two-sided structural glazing, perimeter and weather seals; for cap, heel and toe beads; and on curtainwall or window joints

Sold by unit

PRODUCT	FINISH	VOLUME	PACKAGING	QTY/BOX
D030045	Translucent	10 oz (300 ml)	Plastic cartridge	1
D030168	Translucent	20 oz (600 ml)	Sausage	1
D030029	White	10 oz (300 ml)	Plastic cartridge	1
D030167	White	20 oz (600 ml)	Sausage	1
D012705	Bronze	10 oz (300 ml)	Plastic cartridge	1
D012706	Bronze	20 oz (600 ml)	Sausage	1
D031260	Satin Aluminum	10 oz (300 ml)	Plastic cartridge	1
D031261	Satin Aluminum	20 oz (600 ml)	Sausage	1
D012707	Black	10 oz (300 ml)	Plastic cartridge	1
D012708	Black	20 oz (600 ml)	Sausage	1

## Richelieu Section 3A



1  
FRAMELESS  
SHOWER  
HARDWARE

2  
STANDOFFS &  
DECORATIVE  
GLASS SHELF  
HARDWARE

3  
CAULKING,  
INSULATING  
FOAM &  
GLAZING  
SPLINE

4  
TOOLS &  
MACHINERY

5  
SHOP  
SUPPLIES

6  
FASTENERS

7  
MIRROR  
HARDWARE

8  
CABINET &  
FURNITURE  
GLASS  
HARDWARE

9  
DOORS &  
WINDOWS  
HARDWARE

10  
WEATHER  
STRIPPING

11  
SCREEN &  
SCREENING  
SUPPLIES

12  
GLASS  
BALUSTER  
& RAILING

13  
GLASS  
ARCHITECTURAL  
HARDWARE

14  
SLIDING  
DOOR  
SYSTEMS

15  
MOLDINGS

16  
COMMERCIAL  
DISPLAY  
HARDWARE

17  
AUTOMOTIVE



# Silicone Sealant and Latex Caulking

## Silicone Sealant

### Tremsil® 200 Silicone

Tremsil® 200 is a one-part acetoxy silicone sealant that cures to a flexible rubber when exposed to moisture present in the air.

- Fungicide protects against growth of fungi and bacteria in areas of high moisture, heat, and humidity such as kitchens, bathrooms, and spas
- Greenguard Gold certification ensures safety for use in the most sensitive indoor environments including hospitals and schools
- General construction-grade single-component, acetoxy, silicone sealant
- Properties: Acetoxy silicone
- Ideal Use: Countertops, Around Bathtubs/Sinks, and Shower Stall
- Tooling Time: 5 to 10 minutes
- Tack-free / Skin Over Time: 30 minutes
- Optimal adherence to Glass, Tile, Plastic, and Aluminum
- Base: 100% RTV Silicone
- Packaging: Plastic cartridge

Application: Produces a weathertight seal to glass, metal, porcelain, ceramic and most painted surfaces. The white and clear colors contain a fungicide, making the sealant suitable for use in bathrooms, spas and other applications where joints need protection against mold and bacteria.

Sold by unit

PRODUCT	FINISH	VOLUME	QTY/BOX
032311	Translucent	10 oz (300 ml)	1
032330	White	10 oz (300 ml)	1
032340	Ivory	10 oz (300 ml)	1
0323135	Bronze	10 oz (300 ml)	1
0323100	Gray	10 oz (300 ml)	1
032390	Black	10 oz (300 ml)	1

### XtraBond®450

XtraBond®450 is a one-component, non-sag, permanently flexible neutral cure silicone sealant. The product is engineered to deliver excellent adhesion to vinyl, glass, aluminum, wood, sheet metal and most common building materials - without the need for a primer. The product is ideal for applications where there is a lack of moisture that would aid the curing process.

XtraBond®450 cures rapidly when exposed to atmospheric moisture to form a durable tight bond. The product's design is ideal for back bedding and glazing applications - as well as other exterior applications. It's the preferred product by users, because it doesn't leave the odors associated with other silicones.

- Superior Adhesion to Kynar™ Coated Metals
- Excellent Adhesion to Glass
- Window & Door Approved
- Excellent UV Resistance
- Non-Paintable
- Properties: Neutral Cure Silicone
- Ideal Use: Exterior Trim & Siding, Aluminum Windows, Wood Windows, and Vinyl (PVC) Windows
- Tooling Time: 10 minutes
- Optimal adherence to Glass
- Base: 100% Non-Sag Silicone
- Packaging: Plastic cartridge

Application: This product is engineered for many applications, including: Copper Sheet Metal, Glass Replacement, Windows & Doors, Industrial

Sold by unit

PRODUCT	FINISH	VOLUME	QTY/BOX
PRXB450C	Transparent / Clear	10 oz (300 ml)	1
PRXB450W	White	10 oz (300 ml)	1
PRXB450BI	Beige	10 oz (300 ml)	1
PRXB450BZ	Bronze	10 oz (300 ml)	1
PRXB450B	Black	10 oz (300 ml)	1

## Richelieu Section 3A



# Silicone Sealant and Latex Caulking

## Painter's Caulk

### Painter's Ultra Siliconized Acrylic Latex

Richelieu® Painter's Siliconized Acrylic Latex is an excellent all-purpose sealant for cracks and joints and exhibits good adhesion to the full range of construction substrates including wood, concrete, metal, glass, stone, brick, stucco and marble. This sealant is also recommended for sealing interior joints between walls and panels, around door frames and baseboards, and joints between bathroom fixtures and walls.

- Adheres to many construction substrates
- Ideal for walls, panels, door frames, baseboards, and much more
- An excellent all-purpose sealant for cracks and joints
- Cures to rubbery seal that withstands joint movement of 50%, 18% compression, 18% extension
- Ready to use: no mixing required
- Long-lasting: Life expectancy of cured sealant in place is approximately 20 years
- Recommended for Interior and Outside
- Color on Application: White
- Paintable within 30 to 60 minutes after application
- Will not sag or run when applied on vertical joints, if applied according to directions
- Non-staining: Resists chemical and solvent damage
- Solvent free: cleans up with water. Beads may be tooled with soapy water
- Dirt: Resists dirt pick-up once cured
- Contains additional silicone substances
- Base: Acrylic latex siliconized
- Packaging: Plastic cartridge
- Properties: Paintable

Application: Richelieu 941501 will fill cracks and joints up to 1" (25.4 mm) wide by 1/2" (12.7 mm) deep in a single application. Also excellent for filling imperfections on window and door trims that are to be painted, giving a more professional look to the finished job.

Sold by unit

PRODUCT	FINISH / COLOR	VOLUME	QTY/BOX
94150111	Transparent / Clear	10 oz (300 ml)	1
94150130	Off White	10 oz (300 ml)	1

### Tremflex® 834 Latex Caulk

Smoke & Sound Sealant (Tremflex® 834) is a high-performance acrylic sealant formulated to provide a pliable seal with minimum shrinkage that affords code compliance when used on smoke-rated partitions.

Tremflex® 834 can be used for general purpose interior and exterior caulking and as a back bedding glazing compound. It is also highly recommended as an acoustical seal in the construction of interior walls, ceilings and floors. It is suitable for use on vinyl, aluminum and wood siding as well as on bathroom and kitchen fixtures.

- Tremflex® 834 is an easy gunning, non-staining, general purpose sealant formulated from the highest quality acrylic polymer to offer exceptional flexibility and workability for any commercial construction acrylic sealant application
- Tack-free in 15 min
- Ready to paint in 30 to 45 min with latex or oil-based paint
- It also has been tested for acoustical properties to reduce sound transmissions when constructing partition walls
- Recommended for interior, outside and paintable surfaces
- Color on application: White
- Properties: Paintable
- VOC Concentration (EPA Method 24): 20 grams per liter
- Base: Acrylic latex siliconized
- Packaging: Plastic cartridge

Application: Tremflex® 834 can be used for general purpose interior and exterior caulking and as a back bedding glazing compound. It is also highly recommended as an acoustical seal in the construction of interior walls, ceilings and floors. It is suitable for use on vinyl, aluminum and wood siding as well as on bathroom and kitchen fixtures.

Sold by unit

PRODUCT	FINISH / COLOR	VOLUME	QTY/BOX
D030118	Transparent / Clear	10 oz (300 ml)	1
D030119	Off White	10 oz (300 ml)	1

## Richelieu Section 3A



**NOTES**

# Caulking, Insulating Foam & Glazing Spline |

## Industrial and Residential Caulking

### Dymonic® 100 sealant

Dymonic® 100 is a high performance, medium-modulus, low-VOC, UV-stable, non-sag polyurethane sealant. Formulated with an innovative polymer technology similar to TREMproof® 250GC and Vulkem® 45 SSL, Dymonic® 100 is a highly versatile sealant that far surpasses the movement capability of competitive products and has the unique ability to adhere to damp and green concrete.

- Can adhere to damp or green concrete and has a skin time of 2 hours with a tack-free time of 6 to 8 hours to significantly reduce dirt attraction
- Movement capability of +100/-50% in typical field conditions, is low VOC, paintable, jet fuel-resistant, and will not crack, craze or yellow under extreme UV exposure
- Suitable for water immersion and will not out gas
- Formulated with an innovative polymer technology, similar to TREMproof® 250GC and Vulkem® 45SSL, Dymonic® 100 is highly versatile and has a unique capability to adhere to damp or green concrete and will not out gas
- Compatible with Tremco's Vulkem Deck Coatings, ExoAir® Air Barrier products and the cold, fluid-applied TREMproof® line of below-grade waterproofing products
- High Performance, High Movement Polyurethane Sealant
- Optimal adherence to: Concrete, Brick, Aluminum, Granite, Stone and Masonry
- Ideal Use: Marine and Recreational Use; Expansion Joints; Exterior Trim & Siding and Curtain-Window Wall Systems
- Tooling Time: 20 to 30 minutes
- Product Type: Polyurethane
- Recommended for: Outside
- Base: Polyurethane
- Properties: Paintable

Application: Basic Uses: Expansion and control joints; Precast concrete panel joints; Perimeter caulking (windows, door, panels); Aluminum, masonry and vinyl siding; Compatible with Tremco's line of Vulkem deck coatings, ExoAir barrier products and TREMproof line of cold, fluid-applied waterproofing products

Sold by unit

PRODUCT	FINISH	PACKAGING	VOLUME	QTY/BOX
D012235100	Beige	Cardboard cartridge	20 oz (600 ml)	1
D030041100	Black	Sausage	20 oz (600 ml)	1
D012237100	Bronze	Cardboard cartridge	10 oz (300 ml)	1
D012301100	Bronze	Sausage	20 oz (600 ml)	1
D012232100	Graystone	Cardboard cartridge	10 oz (300 ml)	1
D030006100	Graystone	Sausage	20 oz (600 ml)	1
D030004100	White	Cardboard cartridge	10 oz (300 ml)	1

### DAP® DYNAFLEX 230® Premium Indoor/Outdoor Sealant

DAP® DYNAFLEX 230® delivers a "Silicone Tough" latex formulation for outstanding exterior performance against the elements. Developed for flexibility and crack proof performance, this sealant endures expansion and contraction without cracking or losing its seal. The paintable, durable sealant can fill gaps up to 1" wide and the cured sealant is mold and mildew resistant. It has excellent adhesion to a wide range of building materials including wood, MDF, PVC, polystyrene, and composite trimboard.

- DAP® DYNAFLEX 230® is a premium latex sealant with the performance characteristics of non-industrial acetoxy silicone products
- Easy to gun out, tools smoothly and can be cleaned up with soap and water. Interior/exterior use
- Waterproof, window, door and trim sealant
- Tooling Time: 10 minutes
- Packaging: Plastic cartridge
- Base: Acrylic Latex Polymer
- Properties: Paintable

Application: Ideal for Caulking and Sealing: Windows and doors; Pipes; Siding and trim; Molding; Butt joints; Tuck-pointing; Baseboards; Vents; Corner joints; Other gaps and cracks.

Sold by unit

PRODUCT	FINISH	VOLUME	QTY/BOX
D015826	Black	10 oz (300 ml)	1
D015827	Transparent / Clear	10 oz (300 ml)	1
D015825	White	10 oz (300 ml)	1



# Caulking, Insulating Foam & Glazing Spline |

## Industrial and Residential Caulking

## Richelieu Section 3B

### Dymonic® FC sealant

Dymonic® FC is a low-modulus, one-component, moisture-cure, polyurethane hybrid sealant formulated with proprietary silane end-capped polymer technology. Dymonic® FC provides the best performance characteristics of polyurethane and silicone sealants. Dymonic FC® is a durable, flexible sealant that offers excellent performance in moving joints and exhibits tenacious adhesion once fully cured.

- Dymonic FC® is fast curing with a skin time of 60 min and a tack-free time of 3 to 4 hr to significantly reduce dirt attraction
- Dymonic FC® will not green crack due to early movement and has an exceptional movement capability of  $\pm 35\%$
- Dymonic FC® is also low-VOC, paintable and will not crack or craze under UV exposure
- Dymonic FC® is a high-performance hybrid that combines the best performance characteristics of polyurethane and silicone sealants
- Fast-curing, low-modulus hybrid sealant
- Optimal adherence to: Concrete, brick and aluminum
- Ideal Use: Expansion joints and curtain-window wall systems
- Product Type: Polyurethane
- Recommended for: Outside
- Properties: Paintable with latex paint

Application: Dymonic® FC is a durable, flexible, sealant that offers excellent performance in moving joints and exhibits tenacious adhesion once fully cured. Typical applications for Dymonic® FC include expansion and control joints, precast concrete panel joints, perimeter caulking (windows, door, panels), EIFS, aluminum, masonry and vinyl siding.

Sold by unit

PRODUCT	FINISH	PACKAGING	VOLUME	QTY/BOX
D012239FC	Almond	Cardboard cartridge	10 oz (300 ml)	1
D012247FC	Aluminum Stone	Cardboard cartridge	10 oz (300 ml)	1
D030009FC	Aluminum Stone	Sausage	20 oz (600 ml)	1
D012235FC	Beige	Sausage	20 oz (600 ml)	1
D030040FC	Black	Cardboard cartridge	10 oz (300 ml)	1
D030041FC	Black	Sausage	20 oz (600 ml)	1
D012237FC	Bronze	Cardboard cartridge	10 oz (300 ml)	1
D012229FC	Bronze	Sausage	20 oz (600 ml)	1
D012233FC	Buff	Cardboard cartridge	10 oz (300 ml)	1
D030006FC	Graystone	Sausage	20 oz (600 ml)	1
D010012FC	Gray	Sausage	20 oz (600 ml)	1
D030203FC	Light Bronze	Cardboard cartridge	10 oz (300 ml)	1
D012236FC	Limestone	Cardboard cartridge	10 oz (300 ml)	1
D012248FC	Satin Aluminum	Cardboard cartridge	10 oz (300 ml)	1
D030010FC	Satin Aluminum	Sausage	20 oz (600 ml)	1
D030004FC	White	Cardboard cartridge	10 oz (300 ml)	1
D030011FC	White	Sausage	20 oz (600 ml)	1

### Bakor Polybitume Sealant

Bakor POLYBITUME 570-05 Polymer Modified Sealing Compound is a top quality, high solids, rubber asphalt caulking and sealing compound formulated to provide extra flexibility and good bond.

- Exceeds performance standards of conventional asphalt caulking compounds
- Gun or trowel consistency
- Remains flexible on aging
- Packaging: Tube

Application: Used as an end lap flashing and projection sealant with self-adhered membranes, such as Bakor LOWSLOPETM, Blueskin® and modifiedPLUS® SA. POLYBITUME 570-05 Polymer Modified Sealing Compound is also used as a caulking, sealing or bedding compound on most construction surfaces including concrete, masonry, wood, metal, cement asbestos and other composition materials.

Sold by unit

PRODUCT	VOLUME	QTY/BOX
SABLUESKINPOLY	10 oz (300 ml)	1
SABLUESKINPOLL	850 ml (28.7 oz)	1





# Caulking, Insulating Foam & Glazing Spline |

## Industrial and Residential Caulking

### Tremco® 830

Tremco® 830 is a one-part, thermoplastic elastomer that provides a high-performance, flexible seal in glazing and siding applications. Not for use in the United States.

- Fast skinning, fast cure through
- Easy gunning
- Excellent weather and UV resistance
- Thermoplastic, Elastomeric Glass and Siding Sealant
- Optimal adherence to Concrete, Non-oiled Wood, Brick, Aluminum, Vinyl, and Masonry
- Ideal Use: Aluminum Windows, Wood Windows, Vinyl (PVC) Windows, and Exterior Trim & Siding
- Product Type: Thermoplastic Elastomere
- Recommended for: Outside
- Base: Elastomeric Polymer
- Properties: Paintable

Application: Can be used in glazing applications for face bedding and cap beads and sealing miter joints in window profiles. Can be used for siding applications with sill trim, flashings, fascia, J-trim, F-channel and crown molding. Can also be used for sealing perimeters of wood, PVC and aluminum residential windows and doors.

Sold by unit

PRODUCT	FINISH	PACKAGING	VOLUME	QTY/BOX
D030030BA	Arctic White	Cardboard cartridge	10 oz (300 ml)	1
D030036	Black (90)	Cardboard cartridge	10 oz (300 ml)	1
D030105	Brown	Cardboard cartridge	10 oz (300 ml)	1
D030038	Buff	Cardboard cartridge	10 oz (300 ml)	1
D030400	Chocolate Brown	Cardboard cartridge	10 oz (300 ml)	1
D030107	Clay	Cardboard cartridge	10 oz (300 ml)	1
D030403	Crystal Clear	Cardboard cartridge	10 oz (300 ml)	1
D030034	Dark Brown	Cardboard cartridge	10 oz (300 ml)	1
D030097	Graystone	Cardboard cartridge	10 oz (300 ml)	1
D030033	Ivory	Cardboard cartridge	10 oz (300 ml)	1
D030103	Sandalwood	Cardboard cartridge	10 oz (300 ml)	1
D030032	Special Gray	Cardboard cartridge	10 oz (300 ml)	1
D030108	Transparent / Clear	Cardboard cartridge	10 oz (300 ml)	1
D030024	Transparent / Clear	Sausage	20 oz (600 ml)	1
D030030	White	Cardboard cartridge	10 oz (300 ml)	1
D030037	White	Sausage	20 oz (600 ml)	1

### Gutter Seal

Gutter Seal is a one-part, high-quality blend of synthetic rubber and resin. It exhibits excellent elastomeric properties while maintaining superior adhesion under ponded water conditions.

- Gutter Sealing Elastomeric Sealant
- Optimal adherence to: Aluminum and Painted metal
- Ideal Use: Gutter and Threshold
- Tooling Time: 5 to 10 minutes
- Recommended for: Outside

Application: Gutter Seal has been specifically designed for use in gutter and rainwater applications and is ideally suited for metal-to-metal and metal-to-plastic joinery. Commonly found in and around the eaves trough.

Sold by unit

PRODUCT	FINISH	PACKAGING	VOLUME	QTY/BOX
D029992	Transparent / Clear	Cardboard cartridge	10 oz (300 ml)	1
D029993	White	Cardboard cartridge	10 oz (300 ml)	1

## Richelieu Section 3B



# Caulking, Insulating Foam & Glazing Spline |

## Industrial and Residential Caulking

## Richelieu Section 3B

### Thermoplastic

Formulated from a blend of polymers to produce a highly adhesive flexible sealant specifically developed for use as a building joint sealant. Formulated to produce 100% cohesive failure in peel adhesion tests on a variety of typical substrates.

For interior/exterior joints that have up to +/- 40% joint movement and may be periodically immersed in water. For use in sealing, caulking and glazing applications on substrates of glass, metal, concrete, wood, vinyl and masonry. Specifically recommended for perimeter caulking of windows, doors, panels, panel to panel joints, frames, toe, cap, and heel beads and back bedding.

- Highly adhesive flexible sealant
- Optimal adherence to: Concrete, Non-oiled Wood, Brick, Aluminum, Granite, and Vinyl
- Ideal Use: Aluminum Windows, Wood Windows, Vinyl (PVC) Windows, and Exterior Trim & Siding
- Tooling Time: Immediately tool the sealant
- Product Type: Thermoplastic Elastomere
- Recommended for: Outside
- Base: Elastomeric Polymer
- Properties: Paintable

Application: Perimeter sealing and capping, Primary & secondary sealing, Small joint sealing, and Insulation adhesive.

Sold by unit

PRODUCT	FINISH	PACKAGING	VOLUME	QTY/BOX
SA1010G	Gray	Cardboard cartridge	10 oz (300 ml)	1
SA1010C	Transparent / Clear	Cardboard cartridge	10 oz (300 ml)	1
SA1010W	White	Cardboard cartridge	10 oz (300 ml)	1

### NuFlex® 110 Butyl Rubber Caulk

The NuFlex® 110 Butyl Rubber Caulk and Gutter Sealant is a single-component sealant, solvent-free, designed to offer excellent resistance to bad weather. NuFlex® 110 is for use in areas where a sealant of more resiliency than ordinary caulk is required.

- Easy application: NuFlex® 110 can be easily applied with standard caulking guns or power caulking equipment
- Exceptional adhesion: NuFlex® 110 adheres well to most exterior sealing applications
- High durability: NuFlex® 110 will not crack and is resistant to sunlight, ozone, water, vapour transmission, cleaning chemicals and weathering
- Good stretch recovery: NuFlex® 110 will recover 70% of 100% elongation
- Extensive flexibility: NuFlex® 110 remains flexible over an extreme temperature range
- Optional painting: NuFlex® 110 forms a skin within 24 hours. Painting is unnecessary, but if desired, can be done after NuFlex® 110 has cured for one week
- Non-staining, no discoloration
- Skinning butyl rubber
- The ideal exterior weathering sealant
- Optimal adherence to: Aluminum and Painted metal
- Ideal Use: Gutter and Threshold
- Product Type: Butyl
- Recommended for: Interior and Outside
- Base: Butyl

Application: Principally intended for sealing narrow seams. NuFlex® 110 is excellent under shower tracks or metal thresholds and other exterior building materials. NuFlex® 110 can be used successfully on metal, glass, wood, brick, stone, masonry, and paint to prevent air and moisture from seeping through narrow openings, whether the construction materials are similar or dissimilar. Not recommended where joints will undergo extreme movement or where openings are over 3/8" (9.5 mm) wide.

Sold by unit

PRODUCT	FINISH	PACKAGING	VOLUME	QTY/BOX
941100130	White	Plastic cartridge	10 oz (300 ml)	1



# Caulking, Insulating Foam & Glazing Spline |

## Industrial and Residential Caulking

### MasterSeal NP 1

MasterSeal NP 1 is a one-component, high-performance, non-priming, gun-grade, elastomeric polyurethane sealant. It requires no mixing and typically requires no priming to bond to many materials, including concrete and masonry.

- One-component formula requires no mixing, helping to reduce labor costs
- Joint movement capability  $\pm 35\%$  provides excellent flexibility for keeping moving joints weathertight
- Easy to gun and tool, speeding up application and making neater joints
- No primer required for most construction materials lowering installation costs
- Weather resistant for long-lasting weathertight seals
- Wide temperature application range makes MasterSeal NP 1 suitable for all climates
- Compatible with non-rigid coatings and can be painted
- Superior holding power for long-lasting roof tile installation
- UL listed; Passes 4-hour, 4-inch, fire and hose stream test when used with Ultra Block or mineral wool
- Suitable for water immersion with documented performance in wet areas
- One-component, elastomeric, gun-grade polyurethane sealant
- Optimal adherence to: Concrete, Brick, Aluminum, Stone, and Masonry
- Ideal Use: Aluminum Windows, Wood Windows, Expansion Joints, Exterior Trim & Siding, and Curtain-Window Wall Systems
- Recommended for: Interior and Outside
- Base: Polyurethane

Application: Interior and exterior, Above and below grade, Immersed in water, Expansion joints, Panel walls, Precast units, Aluminum and wood window frames, Roofing, Fascia, Parapets, Vinyl siding, and Store front assemblies

Sold by unit

PRODUCT	FINISH	PACKAGING	VOLUME	QTY/BOX
SANP1A	Gray	Cardboard cartridge	10 oz (300 ml)	1
SANP1LSG	Limestone	Sausage	20 oz (600 ml)	1
SANP1T	Tan	Cardboard cartridge	10 oz (300 ml)	1
SANP1W	White	Cardboard cartridge	10 oz (300 ml)	1

### Sikaflex® - 221

Sikaflex®-221 is a high-quality, multi-purpose, non-sag one-component polyurethane sealant that cures on exposure to atmospheric humidity to form a durable elastomer. It meets ASTM C920 approvals and Federal Specifications TT-S-00230C. Sikaflex®-221 has been tested and classified in accordance with ANSI/UL 723 "Test for Surface Burning Characteristics of Building Materials". Sikaflex®-221 is manufactured in accordance with ISO 9001 and ISO 14001 Quality Assurance Systems.

- Elastic
- Low odour
- Resistant to ageing and weathering exposure
- Non-corrosive
- Can be over-painted
- Can be sanded
- Bonds well to a wide variety of substrates
- NSF-approved for incidental food contact and potable water (Black & White only)
- One-Component Adhesive Sealant
- Optimal adherence to: Non-oiled Wood; Plastic; Aluminum; Steel; Painted metal; Vinyl; Stainless Steel; and Galvanized steel
- Ideal Use: Expansion Joints
- Tooling Time: 20 to 40 minutes
- Product Type: Polyurethane
- Recommended for: Outside
- Base: Polyurethane
- Properties: Paintable

Application: Sikaflex®-221 bonds well to a wide variety of substrates and is suitable for making permanent elastic seals of high adhesive strength. Suitable substrates are: wood, metals, metal primers and paint coatings (2-C systems), ceramic materials and plastics.

Sold by unit

PRODUCT	FINISH	PACKAGING	VOLUME	QTY/BOX
SASIKA221B	Black	Cardboard cartridge	10 oz (300 ml)	1

## Richelieu Section 3B



1  
FRAMELESS  
SHOWER  
HARDWARE

2  
STANDOFFS &  
DECORATIVE  
GLASS SHELF  
HARDWARE

3  
CAULKING,  
INSULATING  
FOAM &  
GLAZING  
SPLINE

4  
TOOLS &  
MACHINERY

5  
SHOP  
SUPPLIES

6  
FASTENERS

7  
MIRROR  
HARDWARE

8  
CABINET &  
FURNITURE  
GLASS  
HARDWARE

9  
DOORS &  
WINDOWS  
HARDWARE

10  
WEATHER  
STRIPPING

11  
SCREEN &  
SCREENING  
SUPPLIES

12  
GLASS  
BALUSTER  
& RAILING

13  
GLASS  
ARCHITECTURAL  
HARDWARE

14  
SLIDING  
DOOR  
SYSTEMS

15  
MOLDINGS

16  
COMMERCIAL  
DISPLAY  
HARDWARE

17  
AUTOMOTIVE

# Caulking, Insulating Foam & Glazing Spline |

## Industrial and Residential Caulking

## Richelieu Section 3B

### Supra Expert

Super-durable thermoplastic architectural one component sealing compound. Dries by solvent evaporation. The performance of Supra Expert, its ease of use, as well as its remarkable choice of colors make it the ideal choice for professional construction and renovation applications. Super flexible, super adherent and super durable.

- Professional quality with excellent life expectancy
- Free of air bubbles<sup>1</sup>
- Multipurpose use with a super adhesion on many construction materials, including glass
- Ease of application without normal need of primer
- Rapid skin formation on which dust will not adhere
- Can be applied on vertical, horizontal or overhanging surfaces without subsiding or sagging
- Does not contain silicone
- No staining of surrounding surfaces
- Remains flexible with a superior and permanent elasticity up to -40°C (-40°F)
- Can be stretched out to 1400% (ASTM D-412) without breaking
- Does not require painting, however it can be painted over 24 hours after application (latex paint)
- Withstands weathering ultraviolet
- Multipurpose thermoplastic sealant for professional users
- Optimal adherence to Concrete, Glass, Non-oiled Wood, Plastic, Brick, Aluminum, Granite, Stone, Steel, Painted metal, Vinyl, Stainless Steel, Marble, and Masonry
- Ideal Use: Aluminum Windows, Wood Windows, Vinyl (PVC) Windows, and Exterior Trim & Siding
- Product Type: Thermoplastic Elastomere
- Packaging: Cardboard cartridge
- Base: Elastomeric Polymer
- Properties: Paintable

Application: Supra Expert is formulated to seal outdoor joints between two perpendicular surfaces exposed to thermal movement around door and window frames and sidings. Super adhesion on many surfaces such as: concrete, masonry, painted or stained woods, natural, painted or anodized aluminum, vinyl siding or windows, steel, metal, glass and fiberglass. (Windows and exterior coating). Do not use in contact with surfaces such as asphalt or tar products (coatings, adhesives, etc.), insulation panels (polystyrene, etc.) which can be damaged by solvents. Do not use on polyethylene, polypropylene, recycled plastic, Teflon or other comparable materials. Does not withstand immersion (tanks).

Sold by unit

PRODUCT	FINISH	VOLUME	QTY/BOX
SA104BL	Black	10 oz (300 ml)	1
SA104BZ	Bronze	10 oz (300 ml)	1
SA104BU	Buff	10 oz (300 ml)	1
SA104CO	Chocolate Brown	10 oz (300 ml)	1
SA104CG	Concrete gray	10 oz (300 ml)	1
SA104C	Crystal Clear	10 oz (300 ml)	1
SA104DB	Dark Brown	10 oz (300 ml)	1
SA104HB	Heron Blue	10 oz (300 ml)	1
SA104LG	Light Gray	10 oz (300 ml)	1
SA104LT	Light Turquoise	10 oz (300 ml)	1
SA104PG	Pine Green	10 oz (300 ml)	1
SA104SA	Sable	10 oz (300 ml)	1
SA104SW	Sandalwood	10 oz (300 ml)	1
SA104TL	Transparent / Clear	10 oz (300 ml)	1
SA104W	White	10 oz (300 ml)	1

<sup>1</sup> Due to the Mulco's expertise with the thermoplastic sealants, Supra Expert is manufactured, put in cartridges, stored and delivered to our customers in such a way that the paste is free of air bubbles and is extruded uniformly and constantly. However, it happens sometimes that absorbing or porous surfaces cause the appearance of bubbles in the joint of the sealant during its drying.



# Caulking, Insulating Foam & Glazing Spline |

## Industrial and Residential Caulking

### Siliconized Acrylic Latex

A one-component, pure acrylic emulsion base compound suitable for sealing, caulking and glazing application in buildings on substrates of glass, architectural aluminum, concrete or wood.

Features:

- Excellent adhesion and controlled recovery
- Non-staining, no primer or surface conditioner needed
- Smooth appearance
- Excellent tooling
- Quick skinning
- Will not sag
- Weather resistant.
- Optimal adherence to: Concrete, glass, non-oiled wood, and aluminum
- Ideal Use: Aluminum windows and wood windows
- Base: Acrylic latex siliconized
- Properties: Paintable

Application: For caulking: Use when perimeter caulking (windows, doors, panels), control joints, panel to panel joints, bedding of mullions, panels and frames, etc. For glazing: Toe bead, cap bead, heel bead, back bedding, etc.

Sold by unit

PRODUCT	FINISH	PACKAGING	VOLUME	QTY/BOX
SA1022BF	Buff	Cardboard cartridge	10 oz (300 ml)	1
SA1022BFL	Buff	Pail	4 gal. (15 L)	1

### Tremco® Butyl Sealant

Butyl Sealant is formulated from a blend of butyl rubber and polyisobutylene to form an economical, flexible sealant.

- Excellent primerless adhesion to most common substrates such as wood, metal, glass, concrete, and masonry surfaces
- Up to 10% movement capability
- Good exterior grade, weather resistant caulk
- Economical flexible sealant
- General Purpose Butyl Sealant
- Optimal adherence to Aluminum, and Painted metal
- Ideal Use: Aluminum Windows, Curtain-Window Wall Systems, Gutter, and Threshold
- Tooling Time: Immediately tool the sealant
- Product Type: Butyl, and Macro-Polyisobutylene
- Recommended for: Outside
- Base: Butyl
- Properties: Paintable

Application: Tremco® Butyl Sealant is used for sealing joints in applications such as curtainwall joints, metal panel joining, bedding thresholds, secondary glazing seals, and areas where a seal is required against Tremco Neoprene or EPDM gaskets.

Sold by unit

PRODUCT	FINISH	PACKAGING	VOLUME	QTY/BOX
D030092	Aluminum Stone	Cardboard cartridge	10 oz (300 ml)	1
D030094	Black	Cardboard cartridge	10 oz (300 ml)	1

## Richelieu Section 3B



1  
FRAMELESS  
SHOWER  
HARDWARE

2  
STANDOFFS &  
DECORATIVE  
GLASS SHELF  
HARDWARE

3  
CAULKING,  
INSULATING  
FOAM &  
GLAZING  
SPLINE

4  
TOOLS &  
MACHINERY

5  
SHOP  
SUPPLIES

6  
FASTENERS

7  
MIRROR  
HARDWARE

8  
CABINET &  
FURNITURE  
GLASS  
HARDWARE

9  
DOORS &  
WINDOWS  
HARDWARE

10  
WEATHER  
STRIPPING

11  
SCREEN &  
SCREENING  
SUPPLIES

12  
GLASS  
BALUSTER  
& RAILING

13  
GLASS  
ARCHITECTURAL  
HARDWARE

14  
SLIDING  
DOOR  
SYSTEMS

15  
MOLDINGS

16  
COMMERCIAL  
DISPLAY  
HARDWARE

17  
AUTOMOTIVE

# Caulking, Insulating Foam & Glazing Spline |

## Industrial and Residential Caulking

## Richelieu Section 3B

### Titebond® WeatherMaster™ Sealant

Titebond® WeatherMaster™ Sealant has been specifically formulated to outperform all other sealant technologies, including silicones, tripolymers and urethanes. This superior polymer formula provides the best possible performance on siding, windows, doors and vents. In addition to offering permanent flexibility, it provides unbeatable adhesion to wood, masonry, PVC, fiber cement, siding/trim and most common building materials.

- Outperforms silicone, tripolymer and urethane sealants
- Superior polymer technology
- Applies easily in extreme weather conditions
- Fills gaps up to 1 inch wide
- Permanently flexible, weather-tight seal
- UV-resistant
- VOC-compliant
- Beige finish
- Can be painted with water-based (latex-based) paint one hour after application
- Siding, Window, and Door Sealant
- Optimal adherence to Concrete, Plastic, Brick, Aluminum, Stone, Painted metal, Vinyl, and Masonry
- Ideal Use: Aluminum Windows, Wood Windows, Vinyl (PVC) Windows, and Exterior Trim & Siding
- Tooling Time: 10 to 15 minutes
- Recommended for: Outside

Application: Wood, fiberboard, vinyl, aluminum, metal roofing, brass and other common building materials.

Sold by unit

PRODUCT	FINISH	PACKAGING	VOLUME	PROPERTIES	QTY/BOX
150046361	Beige	Plastic cartridge	10 oz (300 ml)	Paintable	1
150043991	Translucent	Plastic cartridge	10 oz (300 ml)	Not Paintable	1

### Henry BES925 Sealant

BES Sealant is a premium, moisture cure, medium modulus sealant for construction joints subject to dynamic joint movement. This one-part, low odor, moisture cure product provides excellent weather resistance, flexibility, very low VOC, through the use of a silyl-terminated polyether polymer (STPE). Upon curing, can be painted with latex-based paints. This product is fully compatible with Henry/Bakor air barrier, flashing, roofing and waterproofing membrane components of Henry/Bakor's Building Envelope Systems®.

- Environmentally-friendly due to very low VOC content
- Medium modulus sealant with excellent weather resistance, flexibility
- Fully compatible with Henry/Bakor air barrier, flashing, roofing and waterproofing membrane components
- External joint sealant for Henry/Bakor air barrier, waterproofing and roofing systems
- Alternative to silicone and moisture cure urethanes in above construction applications
- Seal wall and window penetrations
- Construction joints up to 1" width, subject to dynamic joint movement of +/-25%
- Sealant for construction joints subject to dynamic joint movement
- Optimal adherence to Concrete, Glass, Non-oiled Wood, Brick, Aluminum, Masonry and Galvanized steel
- Ideal Use: Expansion Joints and Curtain-Window Wall Systems
- Recommended for: Outside

Application: Termination sealant for self-adhesive modified bitumen membranes such as Blueskin® · External joint sealant for Henry/Bakor air barrier, waterproofing and roofing systems; Alternative to silicone and moisture cure urethanes in above construction applications · Seal wall and window penetrations; Construction joints up to 1" width, subject to dynamic joint movement of +/-35% including: Metal/aluminum/galvanized · Glass, Wood, Stone, Concrete/masonry, Stucco, Exterior Gypsum Board · EIFS

Sold by unit

PRODUCT	FINISH	PACKAGING	VOLUME	QTY/BOX
SABES925	Black	Plastic cartridge	10 oz (300 ml)	1
SABES925A	Satin Aluminum	Plastic cartridge	10 oz (300 ml)	1





# Caulking, Insulating Foam & Glazing Spline |

## Industrial and Residential Caulking

### XtraBond®9500

XtraBond®9500 is a multi-purpose advanced polymer sealant. The product's one component design ensures that it cures rapidly when exposed to atmospheric moisture to form a durable bond and can be applied in a wide range of temperature and weather conditions (-40° F to 140° F). It is engineered to deliver aggressive adhesion with the most common construction substrates while ensuring complete compatibility - even with rubberized asphalt flashing and other flexible plastic building materials. These unique features make it the sealant of choice for professionals everywhere.

- XtraBond®9500 contains no solvents and very low volatile organic compounds (VOCs,) so it is environmentally-friendly.
- Aggressive adhesion to common construction substrates
- Compatible with SBS Flashing
- Paintable in 2 Hours
- Low VOCs
- Advanced Polymer Sealant
- Optimal adherence to concrete, non-oiled wood, brick, aluminum, stone, steel, painted metal, vinyl, and masonry
- Ideal Use: Aluminum windows
- Tooling Time: 20 minutes
- Product Type: Polyurethane
- Packaging: Plastic cartridge
- Recommended for interior and outside
- Base: Polymer
- Properties: Paintable

Application: XtraBond 9500 can be used for a variety of applications including, but not limited to; roofing, siding, windows, doors, concrete & masonry, metal buildings, EFIS, HVAC, marble/granite, etc. This product is engineered for many applications, including: Perimeter sealing of windows, doors & skylights, sealing waterproof membrane, construction flashing, industrial, and siding.

Sold by unit

PRODUCT	FINISH	PACKAGING	VOLUME	QTY/BOX
PRXB9500AS	Aluminum Stone	Cardboard cartridge	10 oz (300 ml)	1
PRXB9500BI	Beige	Cardboard cartridge	10 oz (300 ml)	1
PRXB9500B	Black	Cardboard cartridge	10 oz (300 ml)	1
PRXB9500KB	Khaki Brown	Cardboard cartridge	10 oz (300 ml)	1
PRXB9500A	Satin Aluminum	Cardboard cartridge	10 oz (300 ml)	1
PRXB9500C	Transparent / Clear	Cardboard cartridge	10 oz (300 ml)	1
PRXB9500W	White	Cardboard cartridge	10 oz (300 ml)	1

### Small Joint Sealer

One-component, controlled flow, solvent release sealant designed to seal mechanically fixed joints. After solvent release, this sealant exhibits a tough ductile mass that fulfills the sealant requirements of recreational vehicles, window manufacturing, cargo trailers and manufactured home sealant details.

Sold by unit

PRODUCT	FINISH	VOLUME	QTY/BOX
SAJS5504C	Transparent / Clear	16 oz (473 ml)	1
SAJS5504C5	Transparent / Clear	5 gal. (19 L)	1

Required products:

SAG30955 or SAG30960 - Adhesive guns

## Richelieu Section 3B



**NOTES**

# Caulking, Insulating Foam & Glazing Spline |

## Insulation Foam

### PurfectSeal Gun Foam

PURFECTSEAL is a single component, moisture curing, low expansion gun foam which has good cold weather gun ability. It is specifically formulated to be "O-Zone" friendly. Ideal for all weather applications down to -5°C.

- Minimum Application Temperature: -5 °C
- Method of Application: Gun Grade
- Ideal Use: Aluminum Windows, Wood Windows, and Vinyl (PVC) Windows
- Packaging: Pressurized cartridge
- Base: Polyurethane
- Product Type: Polyurethane
- Single component foam

Application: PURFECTSEAL is recommended for heating, air conditioning, refrigeration, plumbing, electrical and drywall. It can be used in general construction applications and for filling gaps in new and retrofit construction such as around doors, windows and wall corners which are difficult to draft stop and insulate.

Sold by unit

PRODUCT	FINISH	VOLUME	QTY/BOX
945190040	Creme	29 oz (858 ml)	1

### Enerfoam™ 42 Gun Foam - Adhesive and Sealant

ENERFOAM™ 42 Professional Foam Sealant is a one-component, minimal expanding flexible polyurethane foam used for sticking insulated concrete forms, ICF block, EPS foam, EIFS, SIP panels, architectural foam shapes and drywalls as well as sealing cracks and voids such as pipe penetrations. ENER42 expands only enough to generate an effective seal, retaining elasticity as the structure expands and compresses.

- ENER42 is UL classified as a sealant; see Classification Certificate R13655. Meets ASTM D6464 and ICC-ES ESR-1961
- Expands to take the shape of cracks and voids, forming an airtight barrier
- Reduces pathways where insects can enter
- Can reduce drywall nail pops
- Installs in minutes (tack-free within 6 minutes; trims within an hour - dependant upon temperature, relative humidity and size of foam bead)
- Spray gun required for application
- One spray foam can is equal to 40 tubes of sealant
- 950 Lineal Feet at 1/2" Bead Foam
- Minimum application temperature: -4 °C to 49 °C
- Method of application: Gun grade
- Packaging: Pressurized cartridge

Application: Used in ICF construction, building continuous insulation systems, weather proofing, sealing, adhesive applications, foam glue, foam to foam adhesive.

Sold by unit

PRODUCT	VOLUME	QTY/BOX
ENERFOAM42	32 oz (946 ml)	1

## Richelieu Section 3C



# Caulking, Insulating Foam & Glazing Spline |

## Insulation Foam

## Richelieu Section 3C

### XtraFoam™ CC Gun Foam – Climate Control Winter

XtraFoam™ CC is a low expansion, one-component, multipurpose, polyurethane foam specifically formulated for low temperature use. The product's low-pressure airtight insulation foam prevents heat loss and repels drafts, moisture and insects without distending window and door frames. Once cured, will not shrink or expand. XtraFoam™ CC's advanced chemistry ensures excellent adhesion to most substrates and excellent water-resistance. This forms an airtight seal which provides outstanding thermal and acoustic insulation. The product contains no CFC's or HCFC's, so it is environmentally friendly.

- Excellent stability (no shrinking or post-expansion)
- Excellent adhesion to most substrates
- Will not warp or bend frames or jambs
- Provides water-resistant, airtight seal
- For professional gun applications
- Low expansion formula
- For extreme climates
- Supports installation temperatures as low as -12° C
- Minimum Application Temperature: -12 °C
- Method of Application: Gun Grade
- Ideal Use: Aluminum Windows, Wood Windows, Vinyl (PVC) Windows, and Curtain-Window Wall Systems
- Packaging: Pressurized cartridge
- Base: Polyurethane

Application: Product engineered for many applications, including: Air infiltration zones, Windows & doors, Electrical panels, Insulation, and Pipes.

Sold by unit

PRODUCT	FINISH	VOLUME	QTY/BOX
PRXFCC	Yellow	20 oz (590 ml)	1

### XtraFoam™ Gun Foam – Minimal Expanding Foam Sealant

XtraFoam™ is a very low expansion, one-component, multipurpose, polyurethane formulated to seal around window and door frames. The product's low pressure, airtight insulation foam blocks drafts, moisture and insects without distending window and door frames. Once cured, it will not shrink or expand. XtraFoam™'s advanced chemistry ensures excellent adhesion to most substrates, and an excellent water-resistant, airtight seal - as well as outstanding thermal and acoustical insulation. The product contains no CFC's or HCFC's, so it is environmentally friendly.

- Low expansion, closed cell formula
- Will not warp or bow frames or jambs
- For professional gun applications
- Provides water-resistant, airtight seal
- Excellent adhesion on most substrates
- High thermal and acoustical insulation
- Minimum Application Temperature: 15 °C
- Method of Application: Gun Grade
- Ideal Use: Aluminum Windows, Wood Windows, Vinyl (PVC) Windows, and Curtain-Window Wall Systems
- Packaging: Pressurized cartridge
- Base: Polyurethane

Application: This product is engineered for many applications, including: Wood, Aluminum and Vinyl Doors and Windows, Areas of air infiltration, Widows, and Doors.

Sold by unit

PRODUCT	FINISH	VOLUME	QTY/BOX
PRXFME	Yellow	20 oz (590 ml)	1



# Caulking, Insulating Foam & Glazing Spline |

## Insulation Foam

### UltraSeal® PF-100 Gun Foam

UltraSeal® PF-100 Gun Foam is the ideal low-expansion, UL-classified, one-component polyurethane foam for general sealing of gaps, holes, and crevices. Designed to be used with any of the UltraSeal® Professional Foam Dispensers. UltraSeal® Gun Foam's low-expansion feature greatly reduces the time for post cure clean-up and trimming if installed correctly. Forms a superior air seal which prevents heat loss and noticeable drafts. Ideal for a variety of application areas, PF-100 adheres to many substrates and can be easily installed with any of NUCO's line of dispensing foam guns.

- A true low-expansion foam
- The ideal product to seal, fill, and insulate around joints, base plates, mud sills, top plate penetrations, corner joints, T-joints, exterior cracks, utility panels, pipes and duct penetrations
- Closed cell structure reduces unwanted air & insect infiltration
- Helps reduce energy consumption
- Freeze-thaw stable
- Reusable when stored properly
- Excellent all-weather foam
- One-component polyurethane foam
- Minimum Application Temperature: 4 °C (40 °F)
- Method of Application: Gun Grade
- Ideal Use: Aluminum Windows, Wood Windows, and Vinyl (PVC) Windows
- Packaging: Pressurized cartridge
- Product Type: Polyurethane

Application: When applying Ultra Seal PF-100, follow instructions on container. Fill gaps, cracks and holes with sealant, making allowance for post-expansion (fill cavities to 30% of volume). Multiple layers may be necessary in large cavities, with successive layers being allowed to expand and cure before the next layer is applied. Curing may be accelerated by spray-misting the surrounding surface with water prior to application of the foam.

Sold by unit

PRODUCT	FINISH	VOLUME	QTY/BOX
947160040	Crepe	24 oz (710 ml)	1

### UltraSeal® PF-140 Black Gun Foam

UltraSeal® PF-140 Black Gun Foam is a multipurpose low-expansion, UL-classified, one-component polyurethane foam ideal for landscaping, RV, and transportation applications. Seals and hides any unwanted gaps, holes, or crevices. Designed for use with any of the UltraSeal® Professional Foam Dispensers. UltraSeal® Gun Foam's low-expansion feature greatly reduces the time required for clean-up and cutting if installed correctly. This product forms a superior air seal which prevents heat loss and noticeable drafts. Ideal for a variety of application areas, PF-140 adheres to most substrates and is easily applied with any of NUCO's foam-dispensing guns.

- A true low-expansion foam
- The ideal product to seal, fill, and insulate in areas where appearance may be a factor, such as landscaping and water feature design, RV under-carriages, etc
- Closed cell structure reduces unwanted air and insect infiltration
- Helps reduce energy consumption
- Freeze-thaw stable
- Reusable when stored properly
- Blends well with dark environments and applications
- VOC Content: Contains less than 30% VOCs by weight
- One-component polyurethane foam
- Minimum Application Temperature: 4 °C (40 °F)
- Method of Application: Gun Grade
- Ideal Use: Marine and Recreational Use
- Packaging: Pressurized cartridge
- Base: Polyurethane
- Product Type: Polyurethane

Application: When applying Ultra Seal PF-140 follow, the instructions on the container. Fill gaps, cracks, and holes with the sealant making allowance for post expansion (fill cavities to 30% of volume). Multiple layers may be necessary in large cavities, with successive layers being allowed to expand and cure before the next layer is applied. Curing may be accelerated by spray-misting the surrounding surface with water prior to application of the foam.

Sold by unit

PRODUCT	FINISH	VOLUME	QTY/BOX
947190390	Black	29 oz (858 ml)	1

## Richelieu Section 3C



# Caulking, Insulating Foam & Glazing Spline |

## Insulation Foam

## Richelieu Section 3C

### DAPtex® Plus Multipurpose Straw Foam

Designed to meet the tough standards for professional window and door installations while effectively filling and sealing large cracks, gaps and voids.

- Helps reduce energy loss as well as pest infiltration
- Ideal for sealing air leaks to improve energy efficiency and reduce heating and cooling costs. Non-clogging, reusable applicator
- Method of Application: Straw
- Ideal Use: Aluminum Windows, Wood Windows, and Vinyl (PVC) Windows

Application: Indoor/outdoor use. DAPtex® is the best choice for sealing around windows and doors. The minimally expanding latex formula cures to a flexible foam bead and is proven not to bow, buckle or distort window and door frames. DAPtex® is also ideal for sealing and insulating around pipes, ducts, vents and filling small gaps and voids around above grade foundations and crawl spaces. It can be used for touch-ups and spot insulation, as well as for perimeter sealing of electrical switch and outlet boxes. Not for use inside electrical switch and outlet boxes. DAPtex® provides an insulating seal to wood, concrete, brick, vinyl, steel and aluminum.

Sold by unit

PRODUCT	FINISH	PACKAGING	VOLUME	QTY/BOX
D015788	White	Pressurized cartridge	12 oz (355 ml)	1

### Enerfoam™ 32 Reusable Straw Foam

ENERFOAM™. Professional Foam. Adhesive & Sealant is a one-component, minimal-expanding, flexible polyurethane foam used for sticking insulated concrete forms, architectural foam and drywall. It also can be used for sealing cracks and voids such as pipe penetrations. The foam expands only enough to generate an effective seal, retaining elasticity as the structure expands and compresses.

- Minimum Application Temperature: -4 °C to 49 °C
- Method of Application: Straw
- Ideal Use: Aluminum Windows, Wood Windows, Vinyl (PVC) Windows, and Curtain-Window Wall Systems

Sold by unit

PRODUCT	VOLUME	QTY/BOX
ENERFOAM32	32 oz (946 ml)	1

### UltraSeal® PF-50 Straw Foam

UltraSeal® Straw Foam is a low-expansion, one-component polyurethane foam that is UL-classified and designed to be used with a straw dispenser. Ideal for general sealing of gaps, holes and crevices, this foam system can be used without a gun dispenser.

- A true low-expansion foam
- Ideal for sealing, filling, and insulating around joints, base plates, mud sills, top plate penetrations, corner joints, T-joints, exterior cracks, utility panels, pipes, and duct penetrations
- Closed cell structure reduces unwanted air and insect infiltration
- Helps reduce energy consumption
- Comes complete with a straw applicator
- One-component polyurethane foam
- Minimum Application Temperature: 4 °C (40 °F)
- Method of Application: Straw
- Ideal Use: Aluminum Windows, Wood Windows, and Vinyl (PVC) Windows
- Packaging: Pressurized cartridge
- Product Type: Polyurethane

Application: When applying Ultra Seal PF-50, follow the instructions on the container. Fill gaps, cracks and holes with the sealant making allowance for post-expansion (fill cavities to 30% of volume). Multiple layers may be necessary in large cavities, with successive layers being allowed to expand and cure before the next layer is applied. Curing may be accelerated by spray misting the surrounding surface with water prior to application of the foam.

Sold by unit

PRODUCT	FINISH	VOLUME	QTY/BOX
947030040	Crepe	12 oz (355 ml)	1
947060040	Crepe	24 oz (710 ml)	1





# Caulking, Insulating Foam & Glazing Spline |

## Insulation Foam

### UltraSeal® PF-100 Tank Foam

UltraSeal® PF-100 Tank Foam is the ideal low-expansion, UL-classified, one-component polyurethane foam designed for general sealing of gaps, holes, and crevices. Forms a superior air seal to prevent heat loss and noticeable drafts. Ideal for a variety of application areas.

- A truly low-expansion foam
- Closed cell structure reduces unwanted air & insect infiltration
- Helps reduce energy consumption
- Reusable when stored properly
- High-volume container
- Excellent all-weather foam
- Saves time & money
- One-component polyurethane foam
- Minimum Application Temperature: Refer to Spec Sheet
- Method of Application: Gun Grade
- Ideal Use: Aluminum Windows, Wood Windows, Vinyl (PVC) Windows, and Curtain-Window Wall Systems
- Packaging: Pressure tank
- Product Type: Polyurethane

Application: When applying Ultra Seal PF-100, follow the instructions on the container. Fill gaps, cracks, and holes with the sealant, making allowance for post-expansion (fill cavities to 30% of volume). Multiple layers may be necessary in large cavities, with successive layers being allowed to expand and cure before the next layer is applied. Curing may be accelerated by spray-misting the surrounding surface with water prior to application of the foam.

Sold by unit

PRODUCT	FINISH	WEIGHT	QTY/BOX
947016040	Creame	16 lb (7 kg)	1

### Industrial UltraSeal® PF-200 & PF-600 E-84 Class 1 Spray Foam

UltraSeal® PF-200 & PF-600 E-84 Class 1 is a two-component polyurethane foam-dispensing system intended for use as foamed-in-place insulating air barrier sealants for air leakage control and insulation of gaps, cracks, cavities and joints in the building envelope. This includes door and window perimeters, roof/wall intersections, and the sealing of mechanical, electrical and plumbing penetrations in walls, floors, ceilings, attics and roofs. The self contained, portable foam-dispensing system requires no outside power source and is disposable when empty (consult local authorities for proper disposal). All UltraSeal® PF-200 & PF-600, E-84 has been specifically formulated for flame retardancy and conforms to the requirements of ASTM E84 as a Class 1 system. The foam helps to lower heating and cooling costs by drastically reducing energy consumption.

- Class 1, E-84. CCMC # 13520-L (CAN/ULC-S711.2-05, Standard for Thermal Insulation - Bead-Applied Two-Component Polyurethane Air Sealant Foam).
- High density polyurethane foam
- Excellent thermal properties
- Quick curing
- All-in-one kits
- Applies easily
- Minimum Application Temperature: Refer to Spec Sheet
- Method of Application: Gun Grade
- Packaging: Pressure tank
- Product Type: Polyurethane

Application: UltraSeal® PF Series can be used in either interior or exterior industrial, commercial institutional and residential settings, for both new and retrofit construction. If used in an exterior setting, a coating must be applied for UV protection. UltraSeal® PF Series has been use in the following areas or industries: Construction, roofing, transportation, cold storage, marine / flotation, mining, pool/spa, HVAC, asbestos abatement, petro-chemical, aerospace, power utilities, telecommunications, radon mitigation, processing, plants, theatrical, and renovation.

#### Included Product(s):

- PF-600: includes 15' (4.5 m) flexible gun hose assembly, wrench kits, Vaseline packets and eight spray nozzles (five round nozzles and three flat nozzles)
- PF-200: includes 7'6" (2.25 m) flexible gun hose assembly, wrench kits, Vaseline packets and eight spray nozzles (five round nozzles and three flat nozzles)

Sold by unit

PRODUCT	FINISH	CAPACITY	QTY/BOX
947600240	Creame	Approx. 600 board feet	1
947200240	Creame	Approx. 200 board feet	1

## Richelieu Section 3C



**1**  
FRAMELESS  
SHOWER  
HARDWARE

**2**  
STANDOFFS &  
DECORATIVE  
GLASS SHELF  
HARDWARE

**3**  
CAULKING,  
INSULATING  
FOAM &  
GLAZING  
SPLINE

**4**  
TOOLS &  
MACHINERY

**5**  
SHOP  
SUPPLIES

**6**  
FASTENERS

**7**  
MIRROR  
HARDWARE

**8**  
CABINET &  
FURNITURE  
GLASS  
HARDWARE

**9**  
DOORS &  
WINDOWS  
HARDWARE

**10**  
WEATHER  
STRIPPING

**11**  
SCREEN &  
SCREENING  
SUPPLIES

**12**  
GLASS  
BALUSTER  
& RAILING

**13**  
GLASS  
ARCHITECTURAL  
HARDWARE

**14**  
SLIDING  
DOOR  
SYSTEMS

**15**  
MOLDINGS

**16**  
COMMERCIAL  
DISPLAY  
HARDWARE

**17**  
AUTOMOTIVE

**NOTES**

# Glazing Spline

## Curtain-Window Spline

### POLYSHIM® II Glazing Spline

Glazing Spline profiles are extruded 70 durometer dense EPDM wedge profiles designed for use in compression glazing systems with Tremco POLYshim™ II Glazing Tapes.

- Ideal Use: Curtain-Window Wall Systems

Application: Basic uses. Designed for use in compression glazing systems with Tremco POLYshim® Glazing Tapes.

Sold by linear foot or roll

PRODUCT	FINISH	WIDTH (A)	UNIT
WDFV090	Black	0.09" (2mm)	Linear Foot
WDFV120	Black	0.12" (3 mm)	Linear Foot
D031276	Black	0.12" (3 mm)	Roll of 500' (152.4 m)
D031278	Black	0.16" (4 mm)	Roll of 500' (152.4 m)
WDFV170	Black	0.17" (4.3 mm)	Linear Foot
WDFV170	Black	0.19" (4.8 mm)	Linear Foot
D031277	Black	0.2" (5 mm)	Roll of 500' (152.4 m)
WDFV230	Black	0.23" (6 mm)	Linear Foot



## Storm Window Spline


### Gray Glazing Spline

Storm window spline for double frame, 100% virgin vinyl extruded material.

- Material: Vinyl

Sold by roll

PRODUCT	FINISH	LENGTH	WIDTH	THICKNESS	QTY/BOX
WDFV3107	Gray	100' (30.5 m)	7/16" (11 mm)	1/4" (6 mm)	1



### Gray Glazing Spline

Storm window spline, 100% virgin vinyl extruded material. For secure insertion of the glass or screen in the door or window casing and helps protect against bad weather.

- For glass and screen

Sold by roll

PRODUCT	FINISH	LENGTH	WIDTH	THICKNESS	QTY/BOX
WDFV3109	Gray	100' (30.5 m)	1/4" (6 mm)	5/16" (8 mm)	1



## Richelieu Section 3D



1  
FRAMELESS  
SHOWER  
HARDWARE

2  
STANDOFFS &  
DECORATIVE  
GLASS SHELF  
HARDWARE

3  
CAULKING,  
INSULATING  
FOAM &  
GLAZING  
SPLINE

4  
TOOLS &  
MACHINERY

5  
SHOP  
SUPPLIES

6  
FASTENERS

7  
MIRROR  
HARDWARE

8  
CABINET &  
FURNITURE  
GLASS  
HARDWARE

9  
DOORS &  
WINDOWS  
HARDWARE

10  
WEATHER  
STRIPPING

11  
SCREEN &  
SCREENING  
SUPPLIES

12  
GLASS  
BALUSTER  
& RAILING

13  
GLASS  
ARCHITECTURAL  
HARDWARE

14  
SLIDING  
DOOR  
SYSTEMS

15  
MOLDINGS

16  
COMMERCIAL  
DISPLAY  
HARDWARE

17  
AUTOMOTIVE

## Glazing Spline

### Storm Window Spline

#### Glazing Spline

Storm window spline, 100% virgin vinyl extruded material. This is an extremely popular universal spline for "drop-in" glazing of metal storm windows. It fits 92% of all aluminum windows.

Sold by roll

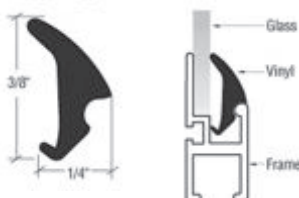
PRODUCT	FINISH	LENGTH	HEIGHT	QTY/BOX
WDFV3013	Black	100' (30.5 m)	7/16" (11 mm)	1
WDFV3113	Gray	100' (30.5 m)	7/16" (11 mm)	1



#### Glazing Spline

Storm window spline, 100% virgin vinyl extruded material.

Sold by roll




PRODUCT	FINISH	LENGTH	WIDTH	THICKNESS	QTY/BOX
WDFV3003	Black	100' (30.5 m)	3/8" (10 mm)	1/4" (6 mm)	1
WDFV3103	Gray	100' (30.5 m)	3/8" (10 mm)	1/4" (6 mm)	1

#### Glazing Spline

Storm window spline, 100% virgin vinyl extruded material.

Sold by roll




PRODUCT	FINISH	LENGTH	WIDTH	THICKNESS	QTY/BOX
WDFV3102	Gray	100' (30.5 m)	15/32" (12 mm)	1/4" (6 mm)	1

#### Gray Glazing Spline

Storm window spline, 100% virgin vinyl extruded material.


- Material: Flexible Vinyl

Sold by roll



PRODUCT	FINISH	LENGTH	WIDTH	THICKNESS	QTY/BOX
WDFV3106	Gray	100' (30.5 m)	1/2" (12 mm)	1/8" (3 mm)	1

## Richelieu Section 3D



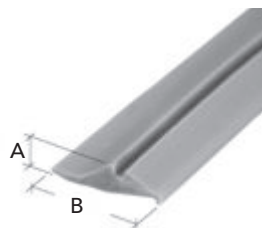
# Glazing Spline

## Storm Window Spline

### Universal Glazing Spline

Glazing Spline is 100% extruded virgin vinyl used to repair, re-glaze or manufacture windows. The spline fills the gap between the glass and the outer window channel to hold the glass securely in the channel. Once in place, the glazing spline gives the window a neat, clean sight line.

Sold by roll



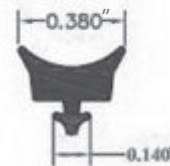
PRODUCT	FINISH	LENGTH	WIDTH (B)	THICKNESS (A)	QTY/BOX
WDFV3108	Gray	100' (30.5 m)	17/32" (13.5 mm)	1/8" (3 mm)	1
WDFV3105	Gray	100' (30.5 m)	1/2" (13 mm)	1/8" (3 mm)	1

### Back Vinyl

#### Back Vinyl Compression Gasket

Used for a variety of glazing applications. 0.120 Compression

Sold by linear foot

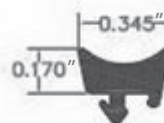


PRODUCT	FINISH	LENGTH	WIDTH	HEIGHT	QTY/BOX
WDFV2407	Black	500' (152.4 m)	3/8" (10 mm)	11/32" (9 mm)	linear foot

#### Back Vinyl Compression Gasket

Commercial glazing back vinyl. 0.100 Compression.

Sold by linear foot

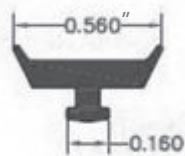


PRODUCT	FINISH	LENGTH	WIDTH	QTY/BOX
WDFV2330	Black	500' (152.4 m)	11/32" (9 mm)	linear foot

#### Back Vinyl Compression Gasket



Used for a variety of glazing applications. 0.100 Compression.

Sold by linear foot



PRODUCT	FINISH	LENGTH	WIDTH	QTY/BOX
WDFV2086	Black	500' (152.4 m)	9/16" (14 mm)	linear foot

## Richelieu Section 3D

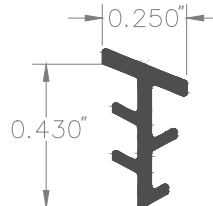


## Glazing Spline

### Window Spline

#### Insert Vinyl

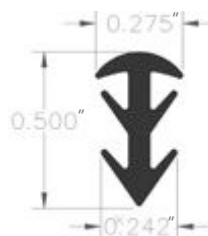
Small wedge vinyl.



Sold by linear foot

PRODUCT	FINISH	WIDTH	THICKNESS	QTY/BOX
WDFV323	Black	1/4" (6 mm)	7/16" (11 mm)	linear foot

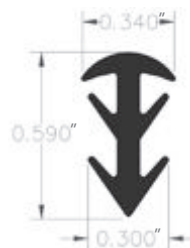
#### Pressure Glazing Caulking Seal - Small



Sold by linear foot

PRODUCT	FINISH	WIDTH	THICKNESS	HEIGHT	QTY/BOX
WDFV208A	Black	9/32" (7 mm)	1/4" (6 mm)	1/2" (12 mm)	linear foot
WDFV208AG	Gray	9/32" (7 mm)	1/4" (6 mm)	1/2" (12 mm)	linear foot

#### Tree Vinyl - Large



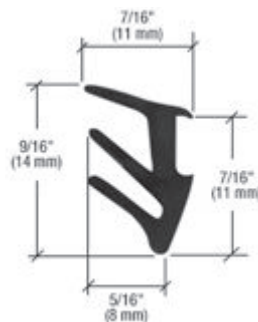
Sold by linear foot

PRODUCT	FINISH	WIDTH	THICKNESS	HEIGHT	QTY/BOX
WDFV208B	Black	11/32" (9 mm)	9/32" (7 mm)	19/32" (15 mm)	linear foot

#### Vinyl Commercial Roll

Universal store front roll-in vinyl glazed commercial metal systems. Offered in two options to cover varying metal openings or glass thickness. String core controls stretch and shrink.





- Two options available
- Ideal Use: Commercial System in Metal
- Material: Flexible Vinyl



Sold by roll

PRODUCT	FINISH	LENGTH	HEIGHT	THICKNESS	QTY/BOX
WDFV0211	Black	100' (30.5 m)	9/16" (14 mm)	3/8" (10 mm)	1

## Richelieu Section 3D





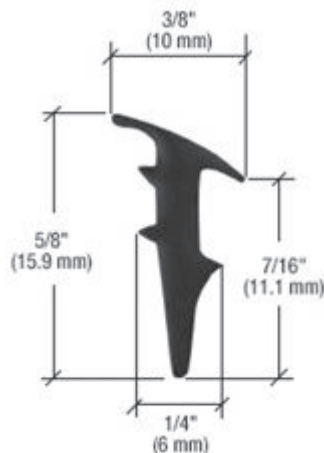
# Glazing Spline

## Window Spline

### Vinyl Commercial Roll

Universal store front roll-in vinyl glazed commercial metal systems. Offered in two options to cover varying metal openings or glass thickness. String core controls stretch and shrink.

- Two options available
- Ideal Use: Commercial System in Metal
- Material: Flexible Vinyl



Sold by roll

PRODUCT	FINISH	LENGTH	HEIGHT	THICKNESS	QTY/BOX
WDFV0214	Black	100' (30.5 m)	5/8" (16 mm)	1/2" (12 mm)	1

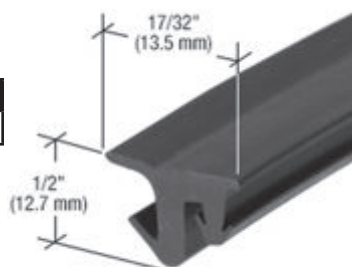
## Gasket

### Top Load Gasket


COMPRESSION PUSH-IN GASKET.

Sold by linear foot

PRODUCT	FINISH	HEIGHT	QTY/BOX
WDFVNP225	Black	1/2" (13 mm)	linear foot



## Richelieu Section 3D



- 1 FRAMELESS SHOWER HARDWARE
- 2 STANDOFFS & DECORATIVE GLASS SHELF HARDWARE
- 3 CAULKING, INSULATING FOAM & GLAZING SPLINE
- 4 TOOLS & MACHINERY
- 5 SHOP SUPPLIES
- 6 FASTENERS
- 7 MIRROR HARDWARE
- 8 CABINET & FURNITURE GLASS HARDWARE
- 9 DOORS & WINDOWS HARDWARE
- 10 WEATHER STRIPPING
- 11 SCREEN & SCREENING SUPPLIES
- 12 GLASS BALUSTER & RAILING
- 13 GLASS ARCHITECTURAL HARDWARE
- 14 SLIDING DOOR SYSTEMS
- 15 MOLDINGS
- 16 COMMERCIAL DISPLAY HARDWARE
- 17 AUTOMOTIVE

**NOTES**

## ETHAFOAM Open and Closed Cell Backer Rod

### ETHAFOAM Backer Rod

Low-density Polyethylene Foam Standard Backer Rod (101) with a non-absorbent skin-like outer texture. Compatibility: ITP Standard Backer Rod is compatible with butyl, polysulfide, acrylic, polyurethane, silicone and most other cold-applied sealant compositions.

- Insulates underside of sealant
- Ideal Use: Aluminum Windows, Expansion Joints, Curtain-Window Wall Systems
- Product Type: ETHAFOAM Flange
- Base: Polyolefin

Application: Basic Uses: ITP Standard Backer Rod is an ideal non-absorbant compressible backup material. It is inserted into a joint to control sealant depth to create a backstop to: Allow proper sealant tooling; Allow proper sealant wetting of the joint surfaces; Insulate underside of sealant; Yield proper bond breaker between the Backer Rod and sealant; It can also be used as a temporary joint seal.

Sold by box

PRODUCT	FINISH	Ø	LENGTH	QTY/BOX
D031001	Gray	1/4" (6 mm)	4000' (1219 m)	1
D031002	Gray	3/8" (10 mm)	2100' (640 m)	1
D031010	Gray	1/2" (12 mm)	2500' (762 m)	1
D031003	Gray	5/8" (16 mm)	1550' (472.4 m)	1
D031011	Gray	3/4" (19 mm)	1100' (335.3 m)	1
D031004	Gray	7/8" (22 mm)	850' (259 m)	1
D031005	Gray	1" (25 mm)	600' (182.8 m)	1
D031006	Gray	1 1/4" (32 mm)	400' (121.9 m)	1
D031007	Gray	1 1/2" (38 mm)	420' (128 m)	1

### ETHAFOAM Soft Rod

Soft-Type Backer Rod (104). Compatibility: ITP Soft Type Backer Rod is virtually an inert composition and therefore compatible with all known cold-applied sealants including butyl, polysulfide, acrylic, polyurethane and silicone.

- Create a backstop to allow proper sealant tooling
- Ideal Use: Aluminum Windows, Wood Windows, Vinyl (PVC) Windows; Expansion Joints, Curtain-Window Wall Systems
- Product Type: ETHAFOAM Flange
- Base: Polyolefin

Application: Basic Use: ITP Soft Type Backer Rod is a soft, pliable, non-gassing backup material inserted into an expansion or contraction joint to: Control sealant depth; Create a backstop to allow proper sealant tooling; Ensure sealant adhesion to joint surfaces only; Yield a proper break between backup material and sealant; It can also be used as a temporary joint seal.

Sold by box

PRODUCT	FINISH	Ø	LENGTH	QTY/BOX
D030025B	Gray	3/8" (10 mm)	230' (70.1 m)	1
D030025	Gray	3/8" (10 mm)	2100' (640 m)	1
D030026B	Gray	5/8" (16 mm)	75' (22.8 m)	1
D030026	Gray	5/8" (16 mm)	1550' (472.4 m)	2
D030027B	Gray	7/8" (22 mm)	35' (10.7 m)	1
D030027	Gray	7/8" (22 mm)	850' (259 m)	1
D031025B	Gray	1 1/8" (29 mm)	20' (6.1 m)	1
D031025	Gray	1 1/8" (29 mm)	500' (152.4 m)	1
D031026	Gray	1 1/2" (38 mm)	396' (120.7 m)	1

## Richelieu Section 3E



**NOTES**

# Caulking, Insulating Foam & Glazing Spline

## Butyl Tape, Polyshim II, Vision Strip

### Tremco 440 Butyl Sealant Tape

Tremco 440 Tape is a 100% solid Polyisobutylene cross-linked butyl, preformed sealant. It is unaffected by UV through glass and remains flexible at low temperatures. A 6" (150 mm) toe bead of compatible sealant at each corner is required to minimize potential for water infiltration.

- Butyl Preformed Sealant Tape
- Ideal Use: Curtain-Window Wall Systems
- Product Type: Butyl Tape
- Base: Butyl

Application: Can be used for non-compression glazing of vision lites and spandrel panels in PVC, metal and wood frames in low-rise building construction. Can be used for lap sealing between panels such as steel, aluminum and porcelain as well as a variety of other joints subject to shear between similar and dissimilar materials.

Sold by roll

PRODUCT	FINISH	LENGTH	WIDTH	THICKNESS	QTY/BOX
D030001	Black	500' (152.4 m)	1/2" (12 mm)	3/16" (5 mm)	20
D030083	Black	1000' (304.8 m)	1/2" (12 mm)	1/16" (2 mm)	20
D030000	Black	500' (152.4 m)	3/8" (10 mm)	3/16" (5 mm)	20
D012655	Black	500' (152.4 m)	3/8" (10 mm)	1/8" (3 mm)	20
D030005	Black	500' (152.4 m)	1/2" (12 mm)	1/8" (3 mm)	20
D012653	Black	1000' (304.8 m)	3/8" (10 mm)	1/16" (2 mm)	20
D012659	Black	1300' (396.2 m)	1/4" (6 mm)	1/16" (2 mm)	26
D012651	Gray	520' (158.5 m)	1/4" (6 mm)	1/4" (6 mm)	1
D030086	Gray	500' (152.4 m)	1/2" (12 mm)	3/16" (5 mm)	1
D030084	Gray	500' (152.4 m)	3/8" (10 mm)	3/16" (5 mm)	1
D012666	Gray	250' (76.2 m)	1" (25 mm)	1/8" (3 mm)	1
D030057	Gray	500' (152.4 m)	1/2" (12 mm)	1/8" (3 mm)	1
D030085	Gray	350' (106.68 m)	3/4" (19 mm)	1/8" (3 mm)	1
D012654	Gray	500' (152.4 m)	3/8" (10 mm)	1/8" (3 mm)	20
D012656	Gray	500' (152.4 m)	1" (25 mm)	1/16" (2 mm)	1
D012657	Gray	1000' (304.8 m)	1/2" (12 mm)	1/16" (2 mm)	1
D012660	Gray	26' (8 m)	1/4" (6 mm)	1/16" (2 mm)	26
D012652	Gray	1000' (304.8 m)	3/8" (10 mm)	1/16" (2 mm)	20

### POLYshim® II Glazing Tape

POLYshim® II Tape is a 100% solid, highly adhesive and elastic, cross-linked butyl preformed tape with a continuous integral EPDM shim. High - Performance Glazing Tape


- Ideal Use: Curtain-Window Wall Systems
- Product Type: Sealing Tape
- Base: Macro-polyisobutylene
- Finish: Black

Application: For use in compression glazing systems wherever the design calls for high-performance glazing. Curtainwalls, unitized curtainwalls, punched and ribbon window systems and sloped glazing applications.

Sold by roll

PRODUCT	LENGTH	WIDTH	THICKNESS	BLOCK	QTY/BOX
D0300031	400' (121.9 m)	3/8" (10 mm)	9/32" (7 mm)	1/4" (6 mm)	20
D0300021	500' (152.4 m)	3/8" (10 mm)	9/32" (7 mm)	3/16" (5 mm)	20
D0300171	800' (243.8 m)	3/8" (10 mm)	5/32" (4 mm)	1/8" (3 mm)	20
D030170	1000' (304.8 m)	3/8" (10 mm)	3/32" (2.3 mm)	1/16" (2 mm)	20

## Richelieu Section 3E



# Caulking, Insulating Foam & Glazing Spline |

## Butyl Tape, Polyshim II, Vision Strip

## Richelieu Section 3E

### VISIONstrip® Extruded Glazing Sealant tape

VISIONstrip® is a precision extruded glazing seal consisting of an EPDM rubber extrusion positioned at the sightline with a 100% solids, highly adhesive and elastic, cross-linked butyl preformed sealant bonded below. A single-component profile, it achieves a positive-wet seal. Custom shapes are available.

- Precision-Extruded Glazing Seal
- Ideal Use: Curtain-Window Wall Systems
- Product Type: Sealing Tape
- Base: Butyl

Application: Used in compression glazing systems wherever the design calls for high-performance glazing of curtain wall, unitized curtain walls, punched and ribbon window systems and sloped glazing applications. A mock-up is recommended by Tremco to verify acceptable mating between both VISIONstrip and metal nib.

Sold by roll

PRODUCT	FINISH	LENGTH	THICKNESS	QTY/BOX
D030091	Black	300' (91.4 m)	1/4" (6 mm)	10
D030090	Black	350' (106.7 m)	3/16" (5 mm)	10
D030089	Black	440' (134.1 m)	1/8" (3 mm)	11





# Caulking, Insulating Foam & Glazing Spline |

## Air Barrier

### EXOAIR™ Building Envelope Products

ExoAir™ 110 and 110LT Self-Adhered Air and Vapor Membranes are 36 mils (.90 mm) of self-adhering SBS rubber asphalt laminated to a 4 mil (0.10 mm) cross laminated high-density polyethylene film with a siliconized release liner.

- Manufactured to preset thickness to provide uniform coverage at a proper thickness across the entire application area
- Rugged PE film protects SBS membrane against incidental damage that may occur during the construction process
- Self-sealing nature of the SBS rubber allows for brick ties to be installed after the self-adhered air and vapor membrane, without creating holes in the membrane
- Variety of widths available allows the installer to adjust to meet the project needs and reduce on-site cutting and forming

Application: ExoAir™ 110/110LT is designed to be applied to exterior cavity walls to prevent air infiltration/exfiltration, vapor transmission and water penetration. ExoAir™ 110/110LT is typically applied to exterior sheathing boards and concrete block, but can also be applied to poured concrete, steel and wood substrates. It also serves as a transition membrane from ExoAir™ 120 Fluid Applied Air and Vapor Membrane or ExoAir™ 220 Fluid Applied Vapor Permeable Membrane into window and door openings.

Sold by roll

PRODUCT	MATERIAL	WIDTH	LENGTH	QTY/BOX
D030900	Polypropylene	4" (102 mm)	75' (22.8 m)	1
D030901	Polypropylene	6" (152 mm)	75' (22.8 m)	1
D030902	Polypropylene	9" (230 mm)	75' (22.8 m)	1

### Protecto Seal 45™ Waterproofing Membrane

Protecto Seal 45™ is a 45 mil SBS modified rubberized asphalt self-adhered waterproofing membrane with a tough cross laminated polyethylene film laminated to an aluminum foil for UV resistance and weatherability.

- UV rated for long term exposure
- Fully adhered system
- Aluminum foil facer film for added sealant adhesion
- Seals around properly installed fasteners

Application: Used as a complete waterproof membrane for commercial window and door flashings, skylights, parapet walls, vent stacks, metal buildings. Also used as a system for complete roof coverage on low-pitched and porch roofs, mobile home roofs, RV's, gutters, valleys and HVAC units. For window and door applications: Apply first piece of Protecto Seal 45™ to the rough opening sill and firmly roll into place using a hand roller (J-roller, Laminar roller) to smooth out any wrinkles, air bubbles or creases that would allow water to migrate behind the membrane.

Sold by roll

PRODUCT	WIDTH	LENGTH	QTY/BOX
SABLUESKINPRS4	4" (101 mm)	50'	1
SABLUESKINPRS6	6" (152 mm)	50'	1
SABLUESKINPRS9	9" (230 mm)	50'	1
SABLUESKINPRS12	12" (304 mm)	50'	1
SABLUESKINPRS36	36" (914 mm)	50'	1

### SopraSeal™ Self-Adhesive Air/Vapour Barrier Membranes

SOPRASEAL STICK 1100 T are self-adhesive air/vapour barrier membranes composed of SBS modified bitumen and a polyethylene woven complex. This surface is ideal for sprayed polyurethane foam insulation. The self-adhesive under face is covered with a silicone release sheet.

Material: SBS modified bitumen and a polyethylene woven complex.



Application:

- Available in "Summer Grade" for applications at temperatures above 10 °C and in "Winter Grade" for applications at temperatures between -10 °C and 10 °C.

Sold by roll

PRODUCT	WIDTH	LENGTH	QTY/BOX
SABLUESKINS6	6" (152 mm)	75' (22.8 m)	1
SABLUESKINS9	9" (230 mm)	75' (22.8 m)	1

## Richelieu Section 3G



1	FRAMELESS SHOWER HARDWARE
2	STANDOFFS & DECORATIVE GLASS SHELF HARDWARE
3	CAULKING, INSULATING FOAM & GLAZING SPLINE
4	TOOLS & MACHINERY
5	SHOP SUPPLIES
6	FASTENERS
7	MIRROR HARDWARE
8	CABINET & FURNITURE GLASS HARDWARE
9	DOORS & WINDOWS HARDWARE
10	WEATHER STRIPPING
11	SCREEN & SCREENING SUPPLIES
12	GLASS BALUSTER & RAILING
13	GLASS ARCHITECTURAL HARDWARE
14	SLIDING DOOR SYSTEMS
15	MOLDINGS
16	COMMERCIAL DISPLAY HARDWARE
17	AUTOMOTIVE

# Caulking, Insulating Foam & Glazing Spline |

## Air Barrier

## Richelieu Section 3G

### Air/Vapor Barrier Tape and Thru Wall Flashing

A peel and stick membrane for use as a positive air/vapor stop in everyday construction. 40 mil SBS modified rubberized asphalt sheet waterproofing membrane fully bonds to most substrates through the primer course.

- Proprietary recycled butyl hybrid adhesive
- 120 day exposure rating
- Fully adhered system
- Seals around properly installed fasteners
- Forms a positive air/vapor barrier
- Compatible with and will adhere to most construction surfaces: steel, wood, concrete, building paper, block wall, dry wall and insulation board
- Paper release backing and the variety of roll widths contributes to the ease of application
- White, polyethylene-topped membrane has excellent conforming capabilities to irregular surfaces

Application: As a thru wall flashing; As a full building wrap in envelope applications in cavity wall construction; Sealing window and door perimeters to the building substrates; Sealing around skylights; As a vapor barrier in mechanically fastened roofing systems; Sealing joints in exterior gypsum board; Sealing joints in insulation systems; Sealing penetrations in roof and wall systems.

Sold by roll

PRODUCT	WIDTH	LENGTH	QTY/BOX
SABLUESKINPR4	4" (101 mm)	75' (22.8 m)	1
SABLUESKINPR6	6" (152 mm)	75' (22.8 m)	1
SABLUESKINPR9	9" (230 mm)	75' (22.8 m)	1

### Blueskin® Self-Adhering Membrane

Blueskin® SA is a self-adhering membrane consisting of an SBS rubberized asphalt compound, which is integrally laminated to a blue polyethylene film. The membrane is specifically designed to be self-adhered to a prepared substrate, providing an air/vapour/rain barrier. Eliminate drafts and water leakage in critical areas such as window openings or skylights.

Application: Blueskin® SA is designed for use as a self-adhered sheet air and vapour barrier. Its principal application is on walls of either masonry, concrete or gypsum board. It can also be used as a transition sheet in conjunction with Bakor Liquid Membranes where greater movement is anticipated, due to its high strength. Blueskin® SA is also used for tying into metal on curtain walls, windows and door frames.

Sold by roll

PRODUCT	WIDTH	LENGTH	QTY/BOX
SABLUESKIN4	4" (101 mm)	75' (22.8 m)	1
SABLUESKIN6	6" (152 mm)	75' (22.8 m)	1
SABLUESKIN9	9" (230 mm)	75' (22.8 m)	1
SABLUESKIN12	12" (305 mm)	75' (22.8 m)	1
SABLUESKIN18	18" (45.72 cm)	75' (22.8 m)	1
SABLUESKIN36	36" (91.44 cm)	75' (22.8 m)	1

### Blueskin® PE 200 High Temp Underlayment

Henry Blueskin® PE 200 HT High Temperature Roof Underlayment is a self-adhered roofing underlayment consisting of a high softening point, SBS rubberized asphalt compound, which is integrally laminated to a blue cross-laminated polyethylene film. Henry Blueskin PE 200 HT adheres directly to roof decks or certain insulation panels prior to the application of finished roof coverings including architectural metal, shingles or tile.

- Serves as a full coverage-waterproofing layer in architectural metal roof assemblies
- Suitable for high temp applications often found under metal
- Self-seals when punctured by mechanical fasteners or roofing nails
- Prevents lateral moisture migration
- Provides premium slip-resistant surface for applicator safety
- Tough, "heel puncture" resistant film for use on fluted steel decking
- Eliminates concern for damage to architectural metal finish during application with non-granular surface

Sold by roll

PRODUCT	LENGTH	HEIGHT	QTY/BOX
SABLUESKIN36HT	65' (20 m)	36" (91.44 cm)	1



# Caulking, Insulating Foam & Glazing Spline |

## Air Barrier

### Blueskin® Primer

Blueskin® Primer is a rubber based adhesive primer for self-adhesive membranes. It is the primer of choice on above grade applications of self-adhered membranes where a quick setting, aggressive tack, solvent-based primer is required.

- Quick setting
- Aggressive tack provides adhesion of membrane
- Suitable for application at normal and low temperatures
- Easily applied

Application: Used as a primer for self-adhesive membranes such as Blueskin® SA, WP200, or RF200 when applied to masonry, concrete, wood, gypsum board, DensGlass Gold® and metal surfaces. Designed for applications above -12 °C.

Sold by unit

PRODUCT	VOLUME	QTY/BOX
SABLUESKINP	0.9 gal. (3.5 L)	1
SABLUESKINP17	4.5 gal. (17 L)	1

### Blueskin® Primer Ultra

Blueskin® Primer Ultra is a rubber based adhesive primer for self -adhesive membranes.

- Quick setting
- Aggressive tack provides adhesion of membrane
- Suitable for application at normal and low temperatures
- Easily applied
- Packaging: Spray can

Sold by unit

PRODUCT	WEIGHT	QTY/BOX
SABLUESKINPA	15 oz (425 g)	1

### Low VOC Primer

High tack, SBS rubber based primer for use in vertical applications under several Protecto Wrap waterproofing products.

Sold by unit

PRODUCT	VOLUME	QTY/BOX
SABLUESKINPVOC	1 gal. (4 L)	1
SABLUESKINPVOC5	5 gal. (19 L)	1

### Soprema Primer

A solvent based primer to prepare surfaces before the installation of self-adhesive membranes.

Average coverage:

- porous surfaces: 0.3 to 0.5 L/m<sup>2</sup>,
- non-porous surfaces: 0.1 to 0.25 L/m<sup>2</sup>

Sold by unit

PRODUCT	VOLUME	QTY/BOX
SABLUESKINSP1	1 gal. (4 L)	1
SABLUESKINSP	5 gal. (19 L)	1

## Richelieu Section 3G



**NOTES**

# Caulking, Insulating Foam & Glazing Spline | Mastic

## Dap 33 Glazing Mastic

Sticks tightly to glass and wood or metal sash. Dap 33 Glazing is the foremost name in glazing compounds. It's a long lasting compound for face glazing wood and metal sash. Smooth and ready mixed, Dap outlasts ordinary putty. It sticks tight to sash for air and water tight seals. Dap also stays flexible, resists cracking and allows for expansion and contraction.

Dap 1021 sets quickly and smoothly without priming. It's colored to match finished metal and doesn't need painting. Formulated especially for face glazing on aluminum, steel or galvanized metal sash. Widely used by stained glass craftsman to fill the space between glass and lead came.

- Product Type: Glazing Putty and Water base

Sold by unit

PRODUCT	FINISH	VOLUME	QTY/BOX
D015815	White	8 oz (237 ml)	1
D015818	Off White	10 oz (300 ml)	1
D015814	White	32 oz (946 ml)	1
D015816	Off White	1 gal. (4 L)	1
SAP71098A	Satin Aluminum	1 gal. (4 L)	1
D015817	Off White	3.5 gal. (13 L)	1

## Tapeseal 202 Putty Tape


Tapeseal 202 is a general purpose, low cost, non-drying, tacky, putty tape with excellent adhesion to most clean, dry surfaces. It is supplied in extruded rolls with a strippable backing. It will not sag or run out of joint and is used for providing effective seal alone or in combination with other materials.

- To seal butt and overlay joints in prefabricated homes, mobile homes, campers, motor homes, recreational vehicles, trailer bodies, industrial structures, farm buildings and prefab metal buildings
- To provide seal for window frames, doors, storm sash, air conditioners, refrigeration units, greenhouses, hot beds
- To seal windows, panels, mullions and other joints on curtain wall construction
- To provide economy in combination glazing and interior partition systems
- To provide protective sealing and cushioning to eliminate dust and vibration between glass and metal, between lighting fixture and metal, between plastic and metal on signs, low velocity duct work system
- To glaze windows in preformed channels; to embed glass in rabbits; to seal panels; to seal electrical and telephone cables
- Material: Macro-polyisobutylene

Sold by roll

PRODUCT	FINISH	LENGTH	WIDTH	THICKNESS	QTY/BOX
SAPT1834	Gray	30' (9.144 m)	3/4" (19 mm)	1/8" (3 mm)	1

## Richelieu Section 3H



**1**  
FRAMELESS  
SHOWER  
HARDWARE

**2**  
STANDOFFS &  
DECORATIVE  
GLASS SHELF  
HARDWARE

**3**  
CAULKING,  
INSULATING  
FOAM &  
GLAZING  
SPLINE

**4**  
TOOLS &  
MACHINERY

**5**  
SHOP  
SUPPLIES

**6**  
FASTENERS

**7**  
MIRROR  
HARDWARE

**8**  
CABINET &  
FURNITURE  
GLASS  
HARDWARE

**9**  
DOORS &  
WINDOWS  
HARDWARE

**10**  
WEATHER  
STRIPPING

**11**  
SCREEN &  
SCREENING  
SUPPLIES

**12**  
GLASS  
BALUSTER  
& RAILING

**13**  
GLASS  
ARCHITECTURAL  
HARDWARE

**14**  
SLIDING  
DOOR  
SYSTEMS

**15**  
MOLDINGS

**16**  
COMMERCIAL  
DISPLAY  
HARDWARE

**17**  
AUTOMOTIVE

**NOTES**



# Caulking, Insulating Foam & Glazing Spline | Cleaners and Solvents for Sealants and Caulking

## Richelieu Section 3I

### Isopropyl Alcohol

- 99% pure, commonly referred to as rubbing alcohol
- General all-purpose cleaner sold in a 4L bottle
- Safe on plastics

Application: For use on: PC Boards, Connectors and contacts, Fibre optics, Semi-conductors, Printed circuit boards, Tape heads, Light oils, Office and medical equipment, Relays, and Flux.

Sold by unit

PRODUCT	VOLUME	QTY/BOX
SA1000	4 L (1.1 gal.)	1

### Methyl Hydrate (Methanol)

Recochem's Methyl Hydrate is a 99.9% pure versatile product with so many uses that all hardware and paint departments as well as automotive, camping equipment and general merchandise retailers regularly stock it.

Application: Methyl Hydrate is used for: Thinning shellac, cleaning brushes that have been used with shellac, cleaning windows, when mixed with water, defrosting air line hoses on tractor trailers and commercial vehicles during extreme cold temperatures, fondue fuel, fuel for marine unpressurized alcohol stoves, dissolving gums, resins, and celluloid.

Sold by unit

PRODUCT	VOLUME	QTY/BOX
SA1004	4 L (1.1 gal.)	1
SA10045	18.9 L (5 gal.)	1

### Acetone

Acetone (4L) is a relatively strong solvent and is excellent for dissolving two part epoxies before they set, for cleaning fiberglass repair tools and for thinning fiberglass resins. It removes the sticky residue left on glass and porcelain by price stickers and other adhesive labels and it cleans lacquer application tools. A highly volatile solvent, acetone evaporates very quickly so it is not suitable as a thinner for most oil based paints and coatings. To clean vinyl or fiberglass surfaces, mix with water to reduce its strength and slow down the evaporation rate.

Application: Do-it-yourself enthusiasts use acetone when repairing fiberglass boat hulls, auto bodies and other projects where fiberglass and epoxies are used. Use caution when handling and storing acetone because it is flammable. Recochem Acetone has a very low odor quality and fumes from spills may not be easily detected. Use only in a well ventilated area.

Sold by unit

PRODUCT	VOLUME	QTY/BOX
SA1002	4 L (1.1 gal.)	1

### Mineral Spirits

Mineral Spirits is a low odor, versatile solvent derived from petroleum. It blends with paints and varnishes for optimal consistency for brushing and spraying without a strong odor, making it ideal for indoor use.

- Convenient, economical thinner and cleaner
- Excellent cleaner for paint brushes and rollers
- Easily removes grease and wax from ceramic tiles and linoleum and for tackling grease on parts, tools, hands and in the garage
- Can be used in place of Xylene / Xylol

Sold by unit

PRODUCT	VOLUME	QTY/BOX
SA1001	4 L (1.1 gal.)	1



# Caulking, Insulating Foam & Glazing Spline |

## Cleaners and Solvents for Sealants and Caulking

## Richelieu Section 31

### Re-Mov Silicone and Adhesive Remover

Safe on the following surfaces:

- Metals all types, tools
- Glass, reflective glass, mirrors
- Wood: furniture, floors, cabinets
- Fiberglass / gel coat
- Plexiglas / polycarbonates, most plastics
- Most carpets, clothing, fabrics, vinyl and upholstery
- Varnished, urethaned or painted surfaces
- Stone surfaces / cultured marble / tiles
- Formica, Corian®, Ceramics, Enamel and Porcelain surfaces

Application: Products that can be removed with Re-mov: Silicone; caulk uncured or cured adhesives, gaskets, waterproofing, lubricants and protective coatings; Polyurethane adhesives and caulk uncured or cured; Glue residue from most types of adhesive, tapes, labels, sticker, and decals from equipment to books and binders; Safely removes silicone, polyurethane and adhesives from your hands, tools and equipment; Removes tape, double face tape and carpet adhesives from floors or anywhere else; Safely removes adhesives and chewing gum from carpets, upholstery or clothing; Removes graffiti (spray type, enamel paint) from most concrete, brick and metal surfaces; Removes cleanly and completely all silicone residue from glass and Plexiglas cured or uncured; Removes the paper or plastic protective coating from Lexa® sheets; Polyurethane expanding foams; and Contact adhesives.

Sold by unit

PRODUCT	VOLUME	QTY/BOX
SA1200	8 oz (237 ml)	1

### Gun and Insulating Foam Cleaner

Great Stuff Pro Foam Gun Cleaner

- Method of Application: Gun Grade
- Packaging: Pressurized cartridge

Sold by unit

PRODUCT	VOLUME	QTY/BOX
ENERFOAMCLEANER	12 oz (355 ml)	1

### UltraSeal PF-10 Foam Cleaner

Used to clean uncured polyurethane foam surpluses and is also used to clean the foam applicator. To clean surpluses, simply spray on the overturned foam using a moderate amount and rub. Repeat if necessary. To clean the gun, screw the bottle into the gun collar and pull the trigger of the applicator; Spray generously making sure to direct the tip of the nozzle into a waste container.

UltraSeal® PF-10 Foam Cleaner is designed to flush out any remaining uncured foam or adhesive from your gun, leaving it in good working condition and ready for your next project. Typical consumption is one can of cleaner per case of foam or adhesive. Please note that Ultra Clean will not dissolve cured foam or adhesive.

- Instantly cleans up uncured foam
- Helps maintain foam gun performance
- Essential for gun maintenance
- Attaches to foam gun, or can be used with a spray nozzle
- Packaging: Pressurized cartridge

Sold by unit

PRODUCT	WEIGHT	QTY/BOX
947340011	12 oz (340 g)	1



# Tools & Machinery

## Tools

### Section 4A



## Suction Cups

### Section 4B



**FRAMELESS SHOWER  
HARDWARE**

**1**

**STANDOFFS &  
DECORATIVE GLASS  
SHELF HARDWARE**

**2**

**CAULKING,  
INSULATING FOAM  
& GLAZING SPLINE**

**3**

**TOOLS &  
MACHINERY**

**4**

**SHOP SUPPLIES**

**5**

**FASTENERS**

**6**

**MIRROR HARDWARE**

**7**

**CABINET &  
FURNITURE GLASS  
HARDWARE**

**8**

**DOORS &  
WINDOWS  
HARDWARE**

**9**

**WEATHER STRIPPING**

**10**

**SCREEN &  
SCREENING SUPPLIES**

**11**

**GLASS BALUSTER  
& RAILING**

**12**

**GLASS  
ARCHITECTURAL  
HARDWARE**

**13**

**SLIDING DOOR  
SYSTEMS**

**14**

**MOLDINGS**

**15**

**COMMERCIAL  
DISPLAY HARDWARE**

**16**

**AUTOMOTIVE**

**17**

## SECTION 4

# Cordless Tools

## Drills

### 12V Max 3/8" Angle Drill Driver

- Ergonomically designed for effortless drilling and driving in hard-to-reach places
- 5-position pivoting head
- Articulates 90-180° for better balance and control of the tool in tight areas
- LED illumination: 2 articulated LED lights with chuck to effectively increase visibility in dark areas
- 3/8" auto-lock chuck allows simple bit replacement for a variety of applications
- Variable speed trigger for perfect speed regulation
- Motor brake for exact serial screw driving
- Battery fuel gauge for easy battery management
- Electronic cell protection for a longer life and run time
- Soft-grip optimized handle for a secure grasp
- 0 - 1,300 RPM; 101" - lb max. torque
- Compact and lightweight: only 2 lb 12 oz
- Voltage Type: 12V
- Chuck: 3/8"



Application: Working overhead in tight areas; Drilling holes in wood and metal; Fixation on metal construction frames; Driving mid-size screws in soft wood; Drilling with spade and twist bits; and Driving wood screws and self-tapping metal screws.

#### Included Product(s):

- One 30-minute charger
- 1 lithium-ion battery, 12 V max.
- One-year limited warranty from date of purchase

Sold by unit

PRODUCT	QTY/BOX
BSPS112A	1

## Richelieu Section 4A



## Saws

### 3 3/8" Glass and Tile Circular Saw - 12 V

Specifically designed for cutting glass and ceramic tile.

- Battery Protection System shuts tool off when overloaded or when battery capacity is low
- Left and Right Hand Lock-Off Lever for maximum operator safety
- Water Supply Tank (500 ml) features large cap for quick and easy refilling
- Nickel-Plated Base Plate prevents staining and corrosion
- Bevel Capacity of 45°
- Ergonomic Soft Rubber Grip design for vibration absorption and comfortable operation
- Voltage Type: 12V



#### Included Product(s):

- 2 12V Max (1.3Ah) Li-Ion Batteries BL1014
- 1 Charger
- 1 3-3/8" Diamond Blade
- 1 Hexagonal Wrench 4

Sold by unit

PRODUCT	QTY/BOX
MKTCC01	1



# Cordless Tools

## Saws

### Cordless Barrel-Grip Jig Saw

The Bosch JS120BN 12 V Max Barrel-Grip Jig Saw's high-speed cutting and long runtime make it ideal for cutting out unique shapes in multiple materials. Measuring just 9.4" long and weighing only 3.3 lb, this is an indispensable tool for carpenters, cabinet-makers, and kitchen installers. This light jig saw can cut through wood and aluminum; it delivers a 2" maximum capacity in wood.



- Wireless and compact for easy manoeuvrability, including curve cuts
- High performance with a long runtime and fast cutting
- Variable-speed dial for matching speed to task; no-load speed of 1,500-2,800 spm
- Small grip diameter reduces user fatigue during extended use
- Multi-directional blade clamp provides superior grip of T-shank blades (does not accept U-shank blades)
- Counterbalanced low-vibration plunge mechanism ensures extremely smooth operation
- Toolless blade change with one-hand insertion and ejection, eliminating the need to touch a hot blade
- Switchable LED lighting for enhanced visibility of cutting area
- Three orbital-action settings provide different blade strokes for smooth to aggressive cuts
- Die-cast aluminum footplate with no-mar plastic overshoe for enhanced glide properties and protection of fine workpiece surface
- Footplate adjusts for bevel cuts up to 45°
- On-board bevel wrench storage for convenience
- On/Off slide switch
- Standards and Certifications: CSA
- Battery and charger not included.
- Carrying case is not included.

#### Included Product(s):

- 1 no-mark plastic overshoe
- 1 anti-splinter insert
- 1 exact-fit insert tray
- 1 blade

Sold by unit

PRODUCT	QTY/BOX
BSJS120BN	1

# Power Tools

## Heat Gun

### Heat Gun - Variable Speed - 1400 W

- Variable temperature dial provides stepless electronic temperature adjustment to achieve precise heating requirements
- Thermocouple control maintains temperature for consistent and efficient operation
- Ceramic core protects the heating element for maximum durability and operational longevity
- 2-stage air volume control provides versatility in a wide range of applications
- Rear housing design with integrated rubber bumpers allows tool to be positioned upright for use as a static heating source during two-handed operations
- Ergonomic soft rubber grip design for comfortable operation



Application: Ideal for welding and shaping plastics, heat-shrink tubing, soldering copper pipe, bending plastic pipes, defrosting metal pipes, activating and deactivating adhesives and putties, stripping paint, and more!

#### Included Product(s):

- 1 plastic carrying case

Sold by unit

PRODUCT	QTY/BOX
MKTHG551V	1

## Richelieu Section 4A



## Power Tools

### Saws

#### 7 1/4" Circular Saw

New and improved with high power to weight ratio.

- Two-stage safety trigger switch prevents accidental start up
- Aluminum baseplate for added durability
- Flat motor housing provides stability during blade changes
- Rear dust port exhausts sawdust away from operator for clean and comfortable operation
- Bevel capacity of 45°
- Ergonomic soft rubber grip design for vibration absorption and comfortable operation
- Very light and compact



#### Included Product(s):

- 1 7-1/4" Blade 16 Teeth
- 1 Hex Wrench

Sold by unit

PRODUCT	QTY/BOX
MKTHS7600	1

#### Barrel Grip Jig Saw

- Powerful 7.0-amp motor: top jigsaw amp rating
- Variable speed: dial sets operating speed
- Constant Response circuitry maintains desired speed for consistent performance and precision
- Aluminum gearbox with insulated cover
- Ergonomic body with front soft-grip area for maximum comfort and control
- Toolless blade-change system: fast insertion, blade ejection lever eliminating need to touch hot blade.
- The most secure jigsaw clamping system
- Internal precision control: precision-machined plunging system and low-vibration design for enhanced accuracy and extremely smooth operation
- Large, sturdy die-cast foot with steel insert and on-board bevel wrench
- Exclusive multidirectional blade clamp provides superior grip on T-shank blades
- Four orbital-action settings: different blade strokes for smooth to aggressive cuts
- Adjustable dust blower keeps cutting line clear
- Ergonomic top handle with soft-grip areas for a solid, comfortable grip
- Ambidextrous lock-on button for steady long cuts and user comfort and control
- Grip/Handle: Barrel grip



Application: Construction and remodeling.

#### Included Product(s):

- 1 non-marring overshoe
- 1 anti-splinter insert
- 1 blade
- 1 bevel wrench
- 1 carrying case

Sold by unit

PRODUCT	QTY/BOX
BSJS470EB	1



# Power Tools

## Saws



## Richelieu Section 4A

### D-Handle Jig Saw

The Bosch JS365 Top-Handle Jig Saw provides plenty of power coupled with outstanding handling and accuracy. Finish carpenters and kitchen and bath installers will appreciate the powerful 6.5-amp motor and variable-speed control, making this saw an excellent choice for curve-cutting.

- Powerful jig saw: with a 6.5-amp rating
- Sturdy die-cast aluminum footplate: provides a steel insert and on-board storage of bevel hex key
- Variable-speed control: includes a dial for max speed and accelerator trigger to control operating speed
- Toolless blade-change system: affords fast blade insertion and removal
- Multidirectional blade clamp: produces superior grip of T-shank blades (does not accept U-shank blades)
- Four orbital-action settings: provides varied blade strokes for smooth to aggressive cuts
- Precision-machined plunging mechanism and low-vibration design: delivers enhanced accuracy and extremely smooth operation
- Dust blower with on/off switch: for keeping the cut line visible and free of dust
- Ergonomic top handle with soft-grip areas: provides a solid, comfortable grip
- Ambidextrous lock-on button: for steady long cuts and user comfort and control

#### Included Product(s):

- Jig saw blade
- Anti-splinter insert - 2601016093
- Plastic overshoe - 1619P07958
- Allen bevel wrench
- Carrying case

Sold by unit

PRODUCT	QTY/BOX
BSJS365	1

### 8 1/2" Single Bevel Compound Miter Saw

- Ultimate portability - Bosch exclusive design delivers a well-balanced saw with a top carry handle, and a weight of only 37 lb easily provides one-handed portability on and off the job
- Easy access bevel controls - bevel lock lever and bevel turret stops are located on side of tool for quick and easy adjustments
- Integrated expanding base extensions - expands up to 29" left to right for additional work-piece support
- Large easy-to-read miter and bevel scales - uniform marks from 52° left to 60° right with 10 adjustable miter detents set at most common cuts
- Adjustable front stabilizing foot - maintains saw stability when performing slide cuts allowing maximum capacity: cross cut 12 1/4" at 0°, 8" at 45°, 2 3/4" upright, 3 1/2 crown
- Miter detent override - intuitive easy to access thumb-actuated override
- Ergonomic ambidextrous trigger handle - form fitting handle provides comfort for all day use
- Clear lower guard - for unobstructed view throughout the cut
- Power handsaws for blade: 8 1/2"

#### Included Product(s):

- 1 CM8S miter saw
- 1 Dust bag
- 1 Blade change wrench
- 1 8-1/2" blade

Sold by unit

PRODUCT	QTY/BOX
BSCM8S	1



# Power Tools

## Sanders



## Richelieu Section 4A

### 3" x 24" Belt Sander

Durable design for heavy-duty applications:

- Extended base allows flush sanding
- Innovative design for sanding flush to walls using nose and side of sander
- Quick and easy belt changes using belt tensioning lever
- Precision belt tracking knob for easy adjustment of belt position
- Extra-long power cord for easy maneuverability

**Included Product(s):**

- 3" x 24" abrasive belt 80G
- Dust bag
- Cork rubber plate
- Carbon plate

Sold by unit

PRODUCT	QTY/BOX
MKT9924DB	1



### 4" x 24" Variable-Speed Belt Sander

Flat-top design for use as an inverted stationary sander.

- Variable speed dial adjusts sanding speed according to material and application
- Quick and easy belt changes with the belt tensioning lever
- Auto-track belt system centers sanding belt automatically
- Streamlined right-side design enables easy flush sanding against walls
- Ergonomically designed front grip for increased operator control and comfort

**Included Product(s):**

- 1 4" x 24" abrasive belt, 80G
- 1 dust bag
- 1 cork rubber plate
- 1 carbon plate

Sold by unit

PRODUCT	QTY/BOX
MKT9404	1



### Variable Speed Belt Sander - 1 3/16" x 21"

- Narrow belt and exposed front pulley for use in close quarters or on irregular shapes
- Multi-position side handle for comfortable operational versatility
- Lock-On button enables easy continuous operation

**Included Product(s):**

- 2 of each abrasive belt: Grit 40, 60, 80, 100, 120
- 1 Side handle (153489-2)

Sold by unit

PRODUCT	QTY/BOX
MKT9031	1



# Power Tools

## Tools and Blades



## Richelieu Section 4A

**1**  
FRAMELESS  
SHOWER  
HARDWARE

**2**  
STANDOFFS &  
DECORATIVE  
GLASS SHELF  
HARDWARE

**3**  
CAULKING,  
INSULATING  
FOAM &  
GLAZING  
SPLINE

**4**  
TOOLS &  
MACHINERY

**5**  
SHOP  
SUPPLIES

**6**  
FASTENERS

**7**  
MIRROR  
HARDWARE

**8**  
CABINET &  
FURNITURE  
GLASS  
HARDWARE

**9**  
DOORS &  
WINDOWS  
HARDWARE

**10**  
WEATHER  
STRIPPING

**11**  
SCREEN &  
SCREENING  
SUPPLIES

**12**  
GLASS  
BALUSTER  
& RAILING

**13**  
GLASS  
ARCHITECTURAL  
HARDWARE

**14**  
SLIDING  
DOOR  
SYSTEMS

**15**  
MOLDINGS

**16**  
COMMERCIAL  
DISPLAY  
HARDWARE

**17**  
AUTOMOTIVE

### E-Cut Standard Saw Blades

Fine teeth for all wood, drywall, and plastics, flush cut.

Main Application: Door and window sector and wall panels.

- Classification 135
- Blade Type: E-Cut Blade

Sold by unit

PRODUCT	LENGTH	QTY/BOX
D030290	1 3/8"	1

### E-Cut Universal Saw Blades

Bi-metal teeth, recessed, high speed cuts, sheet metal (56,000 lbf/in<sup>2</sup>) up to about 14 gauge, aluminum profiles, copper pipes, wood, drywall and almost all plastics, flush cut.

Main Application: Construction materials and door and window sector

- Classification: 147
- Blade Type: E-Cut Blade
- Material: Bi-Metal

PRODUCT	LENGTH	WIDTH	QTY/BOX
D030298	2 3/8" (60 mm)	1 3/32" (28 mm)	1
D031153	2 3/8" (60 mm)	1 3/32" (28 mm)	5

### Saw Blades

HSS, offset, recessed clamping screw for flush cuts. Pack of 5.

Main Application: Automobile sector

- Blade Type: Circular

Sold by pack of 5

PRODUCT	DIAMETER	QTY/BOX
D030295	3 15/16" (100 mm)	5


### L-Shaped Cutting Blade

Main Application: Commercial Vehicule, Automobile Sector.

- Blade Type: Serrated blade

Sold by box of 2

PRODUCT	CLASSIFICATION	LENGTH	QTY/BOX
D030306	207	1" (25 mm)	2
D030307	208	3/4" (19 mm)	2



**Power Tools****Tools and Blades****Richelieu  
Section 4A****Straight Cutting Blade**

Suitable for removal of assembled parts. Z-bend, serrated, 2-pack

- Blade Type: Serrated blade

Sold by box of 2

PRODUCT	LENGTH	QTY/BOX
D030315	2 1/4" (57 mm)	2

**Straight Cutting Blade**

- Main Application: Automobile Sector
- Curved
- Classification: 109
- Blade Type: Other blade

Sold by box of 2

PRODUCT	LENGTH	QTY/BOX
D030317	5/8" (16 mm)	2

**Longlife E-Cut Blade - 32 mm (162)**

Bi-metal teeth, offset, high cutting speed. Extremely durable and robust. For hardwood, softwood and all other wood materials - even with nails. Also very suitable for plastics and drywall.

- Main Application: Wood
- Classification: 162
- Blade Type: Longlife E-Cut blade

Sold by box of 5

PRODUCT	MATERIAL	LENGTH	WIDTH	QTY/BOX
D031622	Bi-Metal	3 1/16" (78 mm)	1 1/4" (32 mm)	5

**Longlife E-Cut Blade - 35 mm (164)**

Bi-metal teeth, offset, high cutting speed. Extremely durable and robust. For hardwood, softwood and all other wood materials - even with nails. Also very suitable for plastics and drywall.

- Main Application: Wood
- Blade Type: Longlife E-Cut blade
- Classification: 164

Sold by box of 5

PRODUCT	MATERIAL	LENGTH	WIDTH	QTY/BOX
D031642	Bi-Metal	1 31/32" (50 mm)	1 3/8" (35 mm)	5



# Power Tools

## Tools and Blades

### Mushroom Blade for SuperCut Window Tool (5/Pack) (128)

Mushroom shaped, for cutting elastic silicon or acrylic connecting joints as well as for separation of insulating glass. 5-pack

- Main Application: All-Purpose, caulking and sealant repair
- Blade Type: Other blade
- Classification: 128

Sold by box of 5

PRODUCT	MATERIAL	LENGTH	QTY/BOX
D030125	Bi-Metal	1 13/32" (36 mm)	5

### Professional Set FSC 2.0 X for Sealant Repair

The highest performance system for interior construction and renovation, with special accessories for the most common applications in caulking/ sealant repair.

- Highest quality and stability due to the use of ball and needle bearings together with a motor and gearbox designed for continuous use and heavy loads
- Hexagonal tool mount for outstanding torque transfer between tool and accessories
- Powerful oscillation motion (2x 2° range) for maximum work progress
- Ergonomic design for fatigue-free work
- Vibration-absorbing bail handle to minimize physical strain
- Dust extraction assembly attaches without tools

#### Included Product(s):

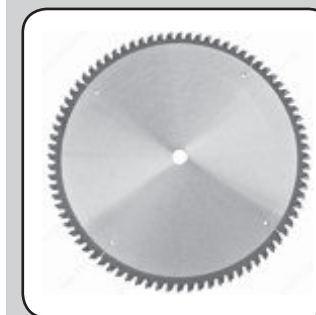

- 1 FEIN SuperCut Construction in a metal tool case
- 1 Vibration-reducing handle
- 5 Cutter blades, straight (type 117)
- 1 Elongated pointed blade (type 116)
- 1 Suction device
- 2 Cleaning blades, diamond, straight (Type 161)
- 1 Block cleaning

Sold by unit

PRODUCT	WEIGHT	QTY/BOX
D070390	2.8 lb (1.3 kg)	1



## Richelieu Section 4A



### Chop Saw Blade

Premium quality blades designed for cutting aluminum, especially designed for the handrail and aluminum extrusion industry.

- Blade Type: Circular Blade
- Main Application: Aluminum, Non-Ferrous Metals
- Teeth: 80
- Grind: TCG
- Material: Carbide
- For Material: Aluminum
- Kerf: 0.11 in
- Bore: 1 in

- With hard body and T.C.G. Grind tooth for heavy duty
- The tooth form will cut both with the grain and across the grain

Application: Professional applications on aluminum, copper, brass, lead and plastic.

Sold by unit

PRODUCT	DIAMETER	QTY/BOX
GTBLADE10	10"	1

# Hand Tools

## Tools and Blades

### Circular Blade for Non-Ferrous Metals

Industrial quality circular blade for cutting aluminum and other non-ferrous metals.

- Blade Type: Circular Blade
- Main Application: Aluminum, Non-Ferrous Metals
- Grind: TCG
- Material: Carbide
- Bore: 1"
- Hook angle: -7 degrees

Application: Professional use for aluminum, brass, lead and plastic.

Sold by unit

PRODUCT	DIAMETER	TEETH	KERF	PLATE	QTY/BOX
1213012	12"	100	3.6 mm	3 mm	1
1213014	14"	86	3 mm	2.5 mm	1

### Drill Accessories - Metal Drill Bits

#### Aluminum Countersink

- Standard countersink, made in the USA, a trade standard in the glass industry
- Countersinks available in multiple sizes for aluminum
- 82 degree angle

Application: for Aluminum

Sold by unit

PRODUCT	DIAMETER	SCREW SIZE	QTY/BOX
GTCS6S	5/32" (4 mm)	No.6	1
GTCS8S	11/32" (9 mm)	No.8	1
GTCS10S	3/8" (10 mm)	No.10	1
GTCS18	9/16" (14 mm)	No.10,12,14	1
GTCS26	13/16" (21 mm)	No.26	1

#### Cross Hole Countersink for Aluminum (Set of 4)

High quality countersink set.

- GT-CS-6S for No. 6 screws. 9/64" Diameter @ 82°
- GT-CS-8S for No. 8 screws. 11/32" Diameter @ 82°
- GT-CS-10S for No. 10 screws. 3/8" Diameter @ 82°
- GT-CS-18 for No. 10, 12, 14 screws. 9/16" Diameter @ 82°
- Material: High speed steel

Application: for Aluminum

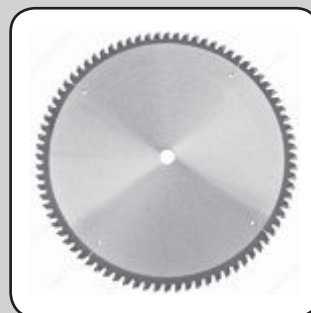
Included Product(s):

- Includes 4 pieces and a handy plastic carrying case.

Sold by unit

PRODUCT	QTY/BOX
GTCS4	1 set

## Richelieu Section 4A





# Hand Tools

## Drill Accessories - Concrete Drill Bits

### Concrete Drill Bit

We recommend using an impact drill.

Sold by blister of 5 units

PRODUCT	SHANK DIAMETER (D)	BIT LENGTH (L)	QTY/BOX
TMD532312NMK	5/32" (4 mm)	3 1/2" (89 mm)	5
TMD532512NMK	5/32" (4 mm)	5 1/2" (140 mm)	5
TMD316312NMK	3/16" (5 mm)	3 1/2" (89 mm)	5
TMD316512NMK	3/16" (5 mm)	5 1/2" (140 mm)	5

## Drill Accessories - Glass Drill Bits

### Adapter Shaft - Belgium to Straight

Precision machined core drill adapter allows Belgium Mount core drills to be used with conventional drill press chuck (3/8" minimum). Adapter increases overall length of core drill by approximately 1 1/8" inch.

Sold by unit

PRODUCT	QTY/BOX
GTDDADAPT	1

### Belgian Extension Fitting

Solid brass, precision machined core drill extensions increase the overall length of any Belgium Mount core drill by 20 millimeters.

Sold by unit

PRODUCT	QTY/BOX
GTDDEXTEND	1


### Silicone Carbide

Silicone carbide's hardness and sharpness make it the ideal abrasive for grinding or drilling.

Sold by unit

PRODUCT	GRIT	QTY/BOX
GTDDCARB100	100	1
GTDDCARB120	120	1
GTDDCARB080	80	1

## Richelieu Section 4A



**1**  
FRAMELESS  
SHOWER  
HARDWARE

**2**  
STANDOFFS &  
DECORATIVE  
GLASS SHELF  
HARDWARE

**3**  
CAULKING,  
INSULATING  
FOAM &  
GLAZING  
SPLINE

**4**  
TOOLS &  
MACHINERY

**5**  
SHOP  
SUPPLIES

**6**  
FASTENERS

**7**  
MIRROR  
HARDWARE

**8**  
CABINET &  
FURNITURE  
GLASS  
HARDWARE

**9**  
DOORS &  
WINDOWS  
HARDWARE

**10**  
WEATHER  
STRIPPING

**11**  
SCREEN &  
SCREENING  
SUPPLIES

**12**  
GLASS  
BALUSTER  
& RAILING

**13**  
GLASS  
ARCHITECTURAL  
HARDWARE

**14**  
SLIDING  
DOOR  
SYSTEMS

**15**  
MOLDINGS

**16**  
COMMERCIAL  
DISPLAY  
HARDWARE

**17**  
AUTOMOTIVE

# Hand Tools

## Drill Accessories - Glass Drill Bits

### Cast Iron Retainer Rings

Cast iron rubber based retaining rings lie firmly upon the glass area to be drilled. They contain and control the abrasive grain slurry or drilling coolant as the tube cuts into the glass. These retainer rings promote proper tube drilling of glass while providing coolant leak protection and slurry containment.

Sold by unit

PRODUCT	INTERIOR Ø	QTY/BOX
GTRING3	3" (76 mm)	1

### Diamond Countersink

These diamond countersinks will create a 45° chamfer around existing holes in glass. A chip free taper will result in any hole up to the maximum of the countersink diameter. A clean chip line always yields a better cosmetic finish to a drilled hole. The pointed countersinks are more popular with small glass shop operations.

Sold by unit

PRODUCT	Ø	QTY/BOX
GTDDCS13	1/2" (13 mm)	1
GTDDCS25	1" (25 mm)	1
GTDDCS40	1 9/16" (40 mm)	1

### Dressing Stone for Diamond Drill


The dressing stone is a white aluminum oxide compound. (Only production bits can be dressed - Impregnated diamond). This dressing stone removes waste particles and creates a new cutting edge.

- 120 grit

Sold by unit

PRODUCT	LENGTH	WIDTH	THICKNESS	QTY/BOX
GTDDSTONE821	8" (203 mm)	2" (51 mm)	1" (25 mm)	1
GTDDSTONE861	8 1/2" (216 mm)	6" (152 mm)	3/4" (19 mm)	1

## Richelieu Section 4A



# Power Tools

## Drill Accessories - Glass Drill Bits

### Glass & Tile Bits

Glass and tile applications have never been easier! These bits are used heavily by glass installers, remodelers, plumbers and general contractors. Our product features a unique product geometry with a precision tip, high-quality carbide and reinforced head that gives best-in-class speed and life for cutting in glass and tile.

- Solves bit wander and bit walking problems
- Available in sizes not offered elsewhere
- High-quality carbide to prevent cracking
- Three flat shanks to prevent slippage
- Drills significantly faster than the competition

#### Application:

- Relief holes for glass cutting
- Bathroom/shower installations
- Towel/shower rods and soap dishes
- Drilling and fastening mirrors
- Setting concrete screws in tile

Sold by unit

PRODUCT	Ø	QTY/BOX
BSGT100	1/8" (3 mm)	1
BSGT200	3/16" (5 mm)	1
BSGT300	1/4" (6 mm)	1
BSGT400	5/16" (8 mm)	1
BSGT500	3/8" (10 mm)	1
BSGT600	1/2" (12 mm)	1
BSGT700	5/8" (16 mm)	1
BSGT800	3/4" (19 mm)	1
BSGT900	7/8" (22 mm)	1
BSGT1000	1" (25 mm)	1

### Impregnated Core Drill Bit

Production quality multi-layer diamond 3/8" shank core drill bit, drills faster and cooler than conventional drill bits. Hundreds and even thousands of holes can be drilled (depending on diameter of bit) when sharpened/dressed, allowing a fresh layer of diamonds to be exposed.

- Material: Steel

Sold by unit

PRODUCT	Ø	QTY/BOX
GTDD315SL	1/8" (3 mm)	1
D010417	3/16" (5 mm)	1
GTDD48SL	3/16" (5 mm)	1
D010419	1/4" (6 mm)	1
GTDD634SL	1/4" (6 mm)	1
D010418	5/16" (8 mm)	1
GTDD8SL	5/16" (8 mm)	1
D010420	3/8" (10 mm)	1
GTDD95SL	3/8" (10 mm)	1
D010422	1/2" (12 mm)	1
GTDD126SL	1/2" (12 mm)	1
D010423	5/8" (16 mm)	1
GTDD158SL	5/8" (16 mm)	1
D010424	3/4" (19 mm)	1
GTDD195SL	3/4" (19 mm)	1
GTDD223SL	7/8" (22 mm)	1
D010426	1" (25 mm)	1
GTDD254SL	1" (25 mm)	1
D010421	1 1/32" (26 mm)	1
GTDD26SL	1 1/32" (26 mm)	1
GTDD286SL	1 1/8" (29 mm)	1

PRODUCT	Ø	QTY/BOX
GTDD30SL	1 3/16" (30 mm)	1
D010428	1 1/4" (32 mm)	1
GTDD32SL	1 1/4" (32 mm)	1
GTDD35SL	1 3/8" (35 mm)	1
D010429	1 1/2" (38 mm)	1
GTDD38SL	1 1/2" (38 mm)	1
GTDD412SL	1 5/8" (41 mm)	1
D010430	1 3/4" (44 mm)	1
GTDD45SL	1 3/4" (44 mm)	1
D010431	2" (51 mm)	1
GTDD508SL	2" (51 mm)	1
GTDD54SL	2 1/8" (54 mm)	1
GTDD57SL	2 1/4" (57 mm)	1
GTDD603SL	2 3/8" (60 mm)	1
GTDD635SL	2 1/2" (63 mm)	1
GTDD67SL	2 5/8" (67 mm)	1
GTDD76SL	3" (76 mm)	1
D014098	4" (102 mm)	1
GTDD102SL	4" (102 mm)	1
GTDD108SL	4 1/4" (108 mm)	1

## Richelieu Section 4A



# Power Tools

## Drill Accessories - Glass Drill Bits

### Impregnated Production Drill Bit

Production quality, multi-layer diamond Belgium core drill bit, drills faster and cooler than conventional drill bits. Hundreds and even thousands of holes can be drilled (depending on diameter of bit) when sharpened/dressed, allowing a fresh layer of diamonds to be exposed.

- Diamond Impregnated drill bit
- Material: Steel

Sold by unit

PRODUCT	Ø	LENGTH	QTY/BOX
GTDD315	1/8" (3 mm)	2 15/16" (75 mm)	1
GTDD48	3/16" (5 mm)	2 15/16" (75 mm)	1
GTDD634	1/4" (6 mm)	2 15/16" (75 mm)	1
GTDD634L	1/4" (6 mm)	3 3/4" (95 mm)	1
GTDD8	5/16" (8 mm)	2 15/16" (75 mm)	1
GTDD8L	5/16" (8 mm)	3 3/4" (95 mm)	1
GTDD95	3/8" (10 mm)	2 15/16" (75 mm)	1
GTDD11	7/16" (11 mm)	2 15/16" (75 mm)	1
GTDD126	1/2" (12 mm)	2 15/16" (75 mm)	1
GTDD126L	1/2" (12 mm)	3 3/4" (95 mm)	1
GTDD143	9/16" (14 mm)	2 15/16" (75 mm)	1
GTDD195	3/4" (19 mm)	2 15/16" (75 mm)	1
GTDD223	7/8" (22 mm)	2 15/16" (75 mm)	1
GTDD254	1" (25 mm)	2 15/16" (75 mm)	1
GTDD254L	1" (25 mm)	3 3/4" (95 mm)	1
GTDD26	1 1/32" (26 mm)	2 15/16" (75 mm)	1
GTDD286	1 1/8" (29 mm)	2 15/16" (75 mm)	1
GTDD30	1 3/16" (30 mm)	2 15/16" (75 mm)	1
GTDD38L	1 3/8" (35 mm)	3 3/4" (95 mm)	1
GTDD38	1 1/2" (38 mm)	2 15/16" (75 mm)	1
GTDD412	1 5/8" (41 mm)	2 15/16" (75 mm)	1
GTDD45	1 3/4" (44 mm)	2 15/16" (75 mm)	1
GTDD475	1 7/8" (48 mm)	2 15/16" (75 mm)	1
GTDD508	2" (51 mm)	2 15/16" (75 mm)	1
GTDD54	2 1/8" (54 mm)	2 15/16" (75 mm)	1
GTDD57	2 1/4" (57 mm)	2 15/16" (75 mm)	1
GTDD635	2 1/2" (64 mm)	2 15/16" (75 mm)	1
GTDD67	2 5/8" (67 mm)	2 15/16" (75 mm)	1
GTDD70	2 3/4" (70 mm)	2 15/16" (75 mm)	1
GTDD76	3" (76 mm)	2 15/16" (75 mm)	1
GTDD889	3 1/2" (89 mm)	2 15/16" (75 mm)	1
GTDD102	4" (102 mm)	2 15/16" (75 mm)	1
GTDD102L	4" (102 mm)	3 3/4" (95 mm)	1

## Richelieu Section 4A



## Power Tools

### Drill Accessories - Glass Drill Bits

#### Rubber Suction-Grip Coolant Retaining Ring

These soft rubber retainer rings protect glass and mirror from scratches while providing a leak-proof seal. The bottom of these rubber retainer rings are "suction cup" designed to grip the glass tightly and prevent drilling coolant or grain slurry leakage. Won't break glass if dropped and won't splash as sidewalls are angled to direct coolant back to centre.

Application: Simply wet base of ring with coolant and press onto glass with palm of your hand.

Sold by unit

PRODUCT	INTERIOR Ø	QTY/BOX
GTRING3R	3" (76 mm)	1
GTRING45R	4 1/2" (114 mm)	1

#### Spear Point Bits

These economy grade spear-style glass drills produce clean, precise holes in all types of glass, sheet, plate and mirrors. Holes are drilled fast and accurately in bottles, china, tile and ceramics.

- Economy grade
- Material: Carbide

Sold by unit

PRODUCT	Ø	QTY/BOX
D015027	1/8" (3 mm)	1
D015028	3/16" (5 mm)	1
D015084	1/4" (6 mm)	1
D015085	5/16" (8 mm)	1
D015086	3/8" (10 mm)	1
D015087	1/2" (12 mm)	1

#### Synthetic Coolant Powder

Industrial Dry Coolant offers high lubricity, dissipates heat, and inhibits rust. It is also anti-foaming, anti-bacterial, and biodegradable. Small glass shops and new users will find this 1 pound bag ideal. One pound mixed with shop water yields 100 gallons of coolant.

Sold by unit

PRODUCT	QTY/BOX
GTDDCOOLANT	1

#### Tungsten Carbide Prismatic Glass Drill

These glass drills will outlast and outperform all others in the U.S. or European markets. Because of the high quality of these drills, drill time can be significantly reduced. Use coolant when drilling.

Sold by unit

PRODUCT	Ø	QTY/BOX
GTPRISMATIC18	1/8" (3 mm)	1
GTPRISMATIC316	3/16" (5 mm)	1
GTPRISMATIC38	3/8" (10 mm)	1

## Richelieu Section 4A



## Power Tools

### Drill Accessories - Glass Drill Bits

#### Tri-Pod Variable Speed Drill and Parts

All ball-bearing construction (double sealed). The original Baldwin Tripod Drill Press: often copied but never duplicated. Introduced to the glass industry by Baldwin Machine Works over sixty years ago, it is still the most widely used drilling machine in the industry. The drill can easily be positioned over any area to be drilled. Special soft, concave, rubber feet hold machine firmly to the drilling surface.

- Easy to use depth adjustment, the drill housing moves up and down on four, double-sealed ball bearings
- Lightweight and portable, this drill press can be used at the shop or on the job site
- Weighs only 25 lb

Application: The variable-speed machine is for use with all steel, brass and diamond-core drills (1300 rpm), as well as spear point and prismatic carbide drills (400-600 rpm).

Sold by unit

PRODUCT	PART	QTY/BOX
GTTRIPODB	Roller Bearings	1
GTTRIPOD3VS	Variable Speed Drill	1

### Dust Collectors & Air Cleaners

#### ChopShop Saw Hood

The ChopShop Saw Hood saves valuable time by helping you keep your work area clean. This innovative product, designed by a contractor, is easy to set up and prevents dust from billowing through your customer's home. It also works as an excellent protective cover when working outside in inclement weather. The ChopShop Saw Hood saves you time and money because it lets you stop the struggle and do your work easily and professionally.



- Works with most saws
- Portable, weighs only 13 lb
- Helps keep work environment clean
- Material: Ballistic nylon

Sold by unit

PRODUCT	WIDTH	DEPTH	HEIGHT	QTY/BOX
916919	44" (1.1 m)	31" (790 mm)	32" (813 mm)	1

## Richelieu Section 4A





## Power Tools

### Dust Collectors & Air Cleaners

#### Turbo 1 Dust Extractor Set (22L)

Compact wet and dry vacuum cleaner with connection for power tools during workshop and installation use and extensive accessory set.

- High performance turbine for 71 l/s flow rate and 243 mbar vacuum pressure
- Low volume of 67 dB (A)
- Large range due to 6 m power cord and 4 m vacuum hose
- Large wheels rotate 360° for optimal maneuverability, even in tight conditions
- Tool coupling with suction control for easy control of suction power
- Autostart outlet with power-on delay to prevent current spikes
- Practical storage area with rim
- Approval for dust class L

#### Included Product(s):

- 1 Turbo 1 vacuum
- 1 suction hose 4 m, 35 mm diameter
- 1 filter bag
- 2 metal extension tubes
- 1 combination tool with interchangeable inserts
- 1 crevice tool
- 1 dusting brush
- 1 elbow

Sold by unit

PRODUCT	CAPACITY	HEIGHT	WEIGHT	QTY/BOX
D090290	5.8 gal. (22 L)	22.4" (570 mm)	8.1 lb (4 kg)	1



## Richelieu Section 4A



#### Replacement Table Felt

Felt for glass working tables. Used for attachment with a contact cement.

Sold by the square foot

PRODUCT	WIDTH	QTY/BOX
914727300	15' (4.57 m)	1



# Sanders/Polishers

## Richelieu Section 4A

### Upright Sander

- Precision built wet glass grinding machine
- Solenoid activated dust eliminating spray
- Positive tracking with quick release belt tension
- Quick-Change belt change lever
- All steel welded construction
- Precision machined and balanced steel drive pulley and idler pulley
- Rubber-coated support wheel
- Removable roller rest
- All sealed ball bearing
- For wet glass grinding
- Finish: Green
- Material: Steel

Sold by unit

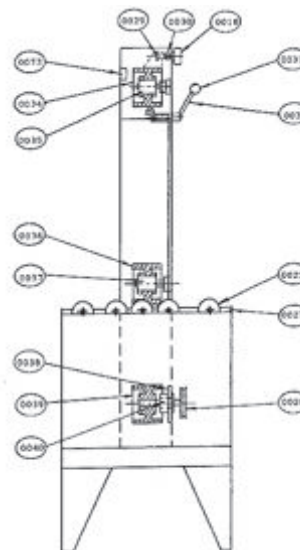
PRODUCT	DESCRIPTION	HEIGHT	DEPTH	WIDTH	QTY/BOX
GTBEEGL4	Unwired	72" (1.8 m)	22" (560 mm)	24" (610 mm)	1
GTBEEGL4W	Wired	72" (1.8 m)	22" (560 mm)	24" (610 mm)	1

### BEE Replacement Parts

Quality OEM Replacement parts for BEE Metal Upright sanders.

Sold by unit

PRODUCT	DESCRIPTION	QTY/BOX
GTBEE0025	3" Rubber Roller	1
GTBEE0026	Axle - Roller Bar	1
GTBEE0040	Bearing Only - Bottom	1
GTBEE0035	Bearing Only - Top	1
GTBEE0039	Bottom Pulley	1
GTBEE0007	Brass Adapter	1
GTBEE0037	Contact Wheel Bearing	1
GTBEE0036	Contact Wheel with Bearing	1
GTBEE0027K	Roller Bar Complete with Wheels	1
GTBEE0004	Solenoid - 115V	1
GTBEE0006	Spray Nozzle	1
GTBEE0001	Tension Spring	1
GTBEE0002	Tension Spring Eyebolt	1
GTBEE0034	Top Pulley with Bearing	1
GTBEE0017	Top Wheel Bracket	1
GTBEE0029	Tracking Bolt	1
GTBEE0030	Tracking Spring	1
GTBEE0009	V - Belt for Motor	1



### Somaca BM-106 Parts

Sold by unit

PRODUCT	DESCRIPTION	QTY/BOX
GTBAELS205	Somaca grease bearing for belt machine	1



# Glass and Mirror Handling

## Dolly

### Premium Plate Glass Dolly

Wooden dollies were developed expressly for the glass industry to handle and transport glass. The unique design allows the dolly to turn in its own length, an asset for moving glass into tight areas. Constructed of select hardwood, with a 1 1/2" groove traversing the entire length of the base. Two thick felt pads are adhered near each end, to cushion the load. All wheels move on oil-less roller bearings. The perfect method for moving plate and safety glass, mirrors, plastic, marble and formica sheets. Dolly has a 300 lb capacity and rides 6" high from floor to bottom of 1 1/2" wide groove.

Sold by unit

PRODUCT	LENGTH	QTY/BOX
GTDOLLY72	6' (1.8 m)	1

## Glass Protectors

### Adhesive Backed Marbled Foam Shipping Pad

This firm, high density foam rubber pad is for separating glass, mirrors, frames, tiles and marble during processing, storing and shipping. Protectors have a pressure sensitive adhesive developed for the tempering industry. Packaged on quick release paper. The product features marbled foam and an adhesive back.

- Width: 1/4" (6 mm)

Sold by roll

PRODUCT	DESCRIPTION	LENGTH	QTY/BOX
GMPADS1930	1,000 pcs per roll	1/2" (12 mm)	1
GMPADS1932	1,000 pcs per roll	3/4" (19 mm)	1
GMPADS1941	20,000 pcs per roll	1/2" (12 mm)	1
GMPADS1943	9,000 pcs per roll	3/4" (19 mm)	1


### Cork Non-Adhesive Static Hold Shipping Pads

During transporting, packing, storage and installation, set between the glass sheets, the pads adsorb vibration, maintain position and prevent breakage. Static pads have a non-adhesive, high density white foam layer with a cork bottom layer.

Sold by roll

PRODUCT	DESCRIPTION	OVERALL SIZE	QTY/BOX
GMPADS1434	1,000 pcs per roll	1/4" x 3/4"	1
GMPADS1834	1,000 pcs per roll	1/8" x 3/4"	1
GMPADS31634	1,000 pcs per roll	3/16" x 3/4"	1
GMPADS1434B	11,667 pcs per roll	1/4" x 3/4"	1
GMPADS31634B	21,500 pcs per roll	3/16" x 3/4"	1
GMPADS1834B	25,600 pcs per roll	1/8" x 3/4"	1
GMPADS1368	10,000 pcs per roll	3/16" x 45/64"	1
GMPADS1375	6,125 pcs per roll	3/16" x 29/32"	1

## Richelieu Section 4A



1  
FRAMELESS  
SHOWER  
HARDWARE

2  
STANDOFFS &  
DECORATIVE  
GLASS SHELF  
HARDWARE

3  
CAULKING,  
INSULATING  
FOAM &  
GLAZING  
SPLINE

4  
TOOLS &  
MACHINERY

5  
SHOP  
SUPPLIES

6  
FASTENERS

7  
MIRROR  
HARDWARE

8  
CABINET &  
FURNITURE  
GLASS  
HARDWARE

9  
DOORS &  
WINDOWS  
HARDWARE

10  
WEATHER  
STRIPPING

11  
SCREEN &  
SCREENING  
SUPPLIES

12  
GLASS  
BALUSTER  
& RAILING

13  
GLASS  
ARCHITECTURAL  
HARDWARE

14  
SLIDING  
DOOR  
SYSTEMS

15  
MOLDINGS

16  
COMMERCIAL  
DISPLAY  
HARDWARE

17  
AUTOMOTIVE

# Glass and Mirror Handling

## Glass Protectors

### Glass Corner Protectors

These corner protectors are designed to protect glass and mirror edges during shipping, handling or storing. Black plastic corner protectors will not scratch or damage glass or mirror surfaces, and they help protect large cut-offs from breakage or becoming scrap. Protectors are re-usable, they simply slide on and off the corners of glass and mirror. Ensure your customers are getting a quality piece of glass. Available in economical bulk packs or handy boxes of 100 each.

Sold by box of 100

PRODUCT	THICKNESS	QTY/BOX
GMBCP316	3/16" (5 mm)	100
GMBCP14	1/4" (6 mm)	100
GMBCP38	3/8" (10 mm)	100
GMBCP12	1/2" (12 mm)	100

### Vinyl Non-Adhesive Stactic Hold Shipping Pads

During transporting, packing, storage, and installation, set between the glass sheets, the pads adsorb vibration, maintain position and prevent breakage. Static pads have a non-adhesive, high density white foam layer with a vinyl bottom layer. Bright color for easy visibility and safe for laminated surfaces.

- Material: Plastic and rubber
- 10,000 pcs per roll

Sold by roll

PRODUCT	FINISH	ROLL SIZE	THICKNESS	LENGTH	WIDTH	QTY/BOX
GMPADS1373	Red and white	10,000 sqft.	3/16" (4.5 mm)	23/32" (18 mm)	23/32" (18 mm)	1

## Richelieu Section 4A



# Hand Tools

## Glass Cutting Accessories - Circle Cutters

### Fletcher Circle / Oval Cutter

Precise, accurate, and dependable.

- Works equally well with regular or stained glass up to 1/4
- Scores oval and circles on flat and stained glass
- Easy-to-operate suction cup securely adheres the cutter to the glass
- Scale lets you set accurate measurements with a turn of a knob
- Adjust offset setting for ovals from 4 1/2" (113 mm) to 24" (600 mm) and offset circles up to 21" (530 mm) in diameter
- Uses a 134 degree tungsten carbide wheel

Sold by unit

PRODUCT	QTY/BOX
GTCIRCLE05221	1

### Fletcher Lens Cutter

Scores perfect circles from 1/2" (12 mm) to 5" (127 mm) in diameter. Scores regular and stained glass up to 1/4" (6 mm) thick.

Sold by unit

PRODUCT	QTY/BOX
GTCIRCLE05211	1


### SILBERSCHNITT Circle Cutter Cutting Head

Metal with 6 SILBERSCHNITT steel wheels in a turret. Designed for Silberschnitt circle cutters.

Sold by unit

PRODUCT	QTY/BOX
GTCIRCLE518	1

## Richelieu Section 4A



**1**  
FRAMELESS  
SHOWER  
HARDWARE

**2**  
STANDOFFS &  
DECORATIVE  
GLASS SHELF  
HARDWARE

**3**  
CAULKING,  
INSULATING  
FOAM &  
GLAZING  
SPLINE

**4**  
TOOLS &  
MACHINERY

**5**  
SHOP  
SUPPLIES

**6**  
FASTENERS

**7**  
MIRROR  
HARDWARE

**8**  
CABINET &  
FURNITURE  
GLASS  
HARDWARE

**9**  
DOORS &  
WINDOWS  
HARDWARE

**10**  
WEATHER  
STRIPPING

**11**  
SCREEN &  
SCREENING  
SUPPLIES

**12**  
GLASS  
BALUSTER  
& RAILING

**13**  
GLASS  
ARCHITECTURAL  
HARDWARE

**14**  
SLIDING  
DOOR  
SYSTEMS

**15**  
MOLDINGS

**16**  
COMMERCIAL  
DISPLAY  
HARDWARE

**17**  
AUTOMOTIVE

# Hand Tools

## Glass Cutting Accessories - Circle Cutters

### SILBERSCHNITT Circle Cutter with a 6-steel Wheel Turret

High quality brass circle cutter crafted in Germany. The suction feature gives positive holding action when the lever is depressed. Bar is scaled in inches and centimeters. Minimum circle is 2 1/2" (6.35 cm). Wheels and turret can be easily exchanged. Includes (1) 6-steel wheel turret.

Sold by unit

PRODUCT	CIRCLE Ø	QTY/BOX
GTCIRCLE100	2 1/2" to 24" (635 to 650 mm)	1
GTCIRCLE120	2 1/2" to 40" (635 to 1000 mm)	1
GTCIRCLE160	2 1/2" to 48" (635 to 1200 mm)	1
GTCIRCLE200	2 1/2" to 80" (635 to 2000 mm)	1

## Glass Cutting Accessories - Cutting Oils

### Cutting Oil - Synthetic Lubricant

An odorless, synthetic lubricant, specifically designed for oil cutters. Non corrosive and water soluble.

Sold by unit

PRODUCT	SIZE	QTY/BOX
GTCUTOIL1006	4 oz (118 ml)	1

### Glass Cutting Oil

Specially formulated viscosity for cutting machines and hand cutting.

- No-mix formula is ready to use
- Cleans up easily
- Improves cutter blade/head life

Sold by unit

PRODUCT	SIZE	QTY/BOX
GTCUTOIL410	1 gal. (3.78 L)	1

### SILBERSCHNITT® Cutting Oil

For manual cutting of glass. Low surface tension allows easy penetration into the cut and ensures a soft break. Glass particles are bound. Smooth running of wheel.

Sold by unit

PRODUCT	SIZE	QTY/BOX
GTCUTOIL026	33.8 oz (1 L.)	1
D017224	1.69 oz (50 ml)	1

## Richelieu Section 4A





# Hand Tools

## Glass Cutting Accessories - Glass Cutters

### 6-Wheel Glass Cutter

Glass cutter for general cutting tasks, especially economical as wheels are exchangeable. Turrets and cutting heads are nickel-plated · 6 cutting wheels made of stainless steel and tempered by a patented method guaranteeing high cutting quality and long service life. Straight edge stand-off distance: 2.5 mm.

- Cutting Head: Exchangeable
- Material: Stainless steel
- Cutting Angle: 130 degrees
- Handle: Wood

Sold by unit

PRODUCT	SAFETY GLASS THICKNESS	QTY/BOX
D010309	1/8 to 1/4" (3 to 6 mm)	1

### Original Brass Supercutter®

The Supercutter is the industry standard of the stained glass and glazing industry. It features a precision-ground carbide cutting wheel in a replacement head. The wheel is automatically lubricated by an igneous, constant oil feed system. Narrow head is prized by art glass craftsmen to make intricate scores while doing pattern work. Wide head is designed for normal everyday straight line cutting.

- Material: Carbide
- Cutting Angle: 140°
- Handle: Brass

Sold by unit

PRODUCT	CUTTING HEAD	QTY/BOX
GTOYO1405	Narrow	1
GTOYO1407	Wide	1

### Carbide Glass Cutter Silberschnitt®

- Perfect for every type of glass
- Wood-handled
- Replaceable, tempered turret
- High wear resistance
- Straight edge stand-off distance: 2.5 mm
- Carbide Cutting Wheels: 5/16" (5 mm)
- Suitable for thick or hard glass
- Material: Carbide
- Handle: Wood

Sold by unit

PRODUCT	CUTTING ANGLE	SAFETY GLASS THICKNESS	QTY/BOX
D010313	135 degrees	1/8 to 1/4" (3 to 6 mm)	1

## Richelieu Section 4A



1  
FRAMELESS  
SHOWER  
HARDWARE

2  
STANDOFFS &  
DECORATIVE  
GLASS SHELF  
HARDWARE

3  
CAULKING,  
INSULATING  
FOAM &  
GLAZING  
SPLINE

4  
TOOLS &  
MACHINERY

5  
SHOP  
SUPPLIES

6  
FASTENERS

7  
MIRROR  
HARDWARE

8  
CABINET &  
FURNITURE  
GLASS  
HARDWARE

9  
DOORS &  
WINDOWS  
HARDWARE

10  
WEATHER  
STRIPPING

11  
SCREEN &  
SCREENING  
SUPPLIES

12  
GLASS  
BALUSTER  
& RAILING

13  
GLASS  
ARCHITECTURAL  
HARDWARE

14  
SLIDING  
DOOR  
SYSTEMS

15  
MOLDINGS

16  
COMMERCIAL  
DISPLAY  
HARDWARE

17  
AUTOMOTIVE

# Hand Tools

## Glass Cutting Accessories - Glass Cutters

### Toyo Comfort Grip Supercutter®

The Comfort-grip Supercutter utilizes a simplified oil-feed system to allow a compact, lightweight design. The tapered and molded barrel fits all hand sizes and can be gripped in a traditional manner, or like a pencil.

- Most comfortable pencil type glass cutter available
- Cutting Head: Narrow
- Material: Carbide
- Cutting Angle: 140°
- Handle: Plastic

Sold by unit

PRODUCT	QTY/BOX
GTOYO1421	1

### DIAMANTOR® Economical Glass Cutter with Rounded Wooden Handle

Straight edge stand-off distance: 1/16 in (1.5 mm).

- With one steel wheel
- Material: Steel
- Handle: Wood

Sold by unit

PRODUCT	CUTTING ANGLE	SAFETY GLASS THICKNESS	QTY/BOX
D010311	130 degrees	1/8 to 1/4" (3 to 6 mm)	1

### Gold Tip Designer Series Oil Cutter

Designer II features the innovative Fiberlock, anti-leak, fluid dispensing valve system that lays down a perfect bead of cutting fluid as you score. Each comes with a 140° tungsten carbide cutting wheel and the option for fixed or swivel head scoring. Solid brass and plastic contoured handle cutters include a tapping ball for easy break-out of glass. Interchangeable wide and narrow heads for straight line or pattern scoring are available.

- Material: Carbide
- Cutting Angle: 140 degrees

Sold by unit

PRODUCT	CUTTING HEAD	HANDLE	QTY/BOX
GTCUTTER01711	Narrow	Plastic	1
GTCUTTER01712	Wide	Brass	1
GTCUTTER01716	Wide	Plastic	1

### Classic Hand Glass Cutter - Gold Tip

Fletcher-Terry ball end classic glass cutter. Cast from superior grade steel. Features "Classic" contoured comfort grip handle in straight or ball end handle styles.

- Handle: Steel

Sold by unit

PRODUCT	MATERIAL	CUTTING ANGLE	QTY/BOX
GTCUTTER01266	Carbide	148 degrees	1
GTCUTTER01118	Steel	120 degrees	1

## Richelieu Section 4A



# Hand Tools

## Glass Cutting Accessories - Glass Cutters

### Metal Handle Diamantor - Carbide Wheel

All-metal ball-end with a specially wear-resistant carbide wheel with 135° cutting angle and straight edge stand-off distance of 2.5 mm.

- Cutting Angle: 135 degrees
- Handle: Steel

Sold by unit

PRODUCT	MATERIAL	QTY/BOX
D030131	Carbide	1

### Oil Glass Cutter Silberschnitt®

Solid brass model with rubber collar. Straight edge stand-off distance 2,5 mm. Glass thickness 1/8" to 1/2" (3 - 12 mm). Cutting head turns 30°.

- Cutting Head: Wide
- Material: Carbide
- Cutting Angle: 140 degrees
- Handle: Brass and rubber

Sold by unit

PRODUCT	QTY/BOX
D017223	1

### Oil Glass Cutter Silberschnitt® 4000

Transparent blue plastic handle. Straight edge stand-off distance 2,5 mm. Glass thickness 1/8" to 3/8" (3 - 10 mm). Cutting head turns 30°.

- Cutting Head: Narrow
- Cutting Angle: 138 degrees
- Handle: Plastic

Sold by unit

PRODUCT	QTY/BOX
D032000	1

### TC-600 Pistol Grip Supercutter®

The Pistol-grip Supercutter features an improved oil flow valve for precise oil feed control. The Pistol-grip's unique handle is engineered to provide greater leverage with less effort. The added leverage makes it possible to score glass for hours with little hand fatigue. In the classroom, this tool is popular with beginners and those with limited hand and finger strength.

- Cutting Head: Narrow
- Cutting Angle: 140 degrees
- Handle: Plastic

Sold by unit

PRODUCT	QTY/BOX
GTTOYO1420	1

## Richelieu Section 4A



1  
FRAMELESS  
SHOWER  
HARDWARE

2  
STANDOFFS &  
DECORATIVE  
GLASS SHELF  
HARDWARE

3  
CAULKING,  
INSULATING  
FOAM &  
GLAZING  
SPLINE

4  
TOOLS &  
MACHINERY

5  
SHOP  
SUPPLIES

6  
FASTENERS

7  
MIRROR  
HARDWARE

8  
CABINET &  
FURNITURE  
GLASS  
HARDWARE

9  
DOORS &  
WINDOWS  
HARDWARE

10  
WEATHER  
STRIPPING

11  
SCREEN &  
SCREENING  
SUPPLIES

12  
GLASS  
BALUSTER  
& RAILING

13  
GLASS  
ARCHITECTURAL  
HARDWARE

14  
SLIDING  
DOOR  
SYSTEMS

15  
MOLDINGS

16  
COMMERCIAL  
DISPLAY  
HARDWARE

17  
AUTOMOTIVE

# Hand Tools

## Glass Cutting Accessories - Squares for Glass Cutting

### L-Square with Brace

These BOHLE L-squares are manufactured in one piece from high-quality material. The integrated brace guarantees an especially high precision.

Sold by unit

PRODUCT	FINISH	LENGTH	QTY/BOX
GTSQ24B	Black	24" (0.61 m)	1
GTSQ32B	Black	32" (0.813 m)	1
GTSQ42B	Black	42" (1.1 m)	1
GTSQ53B	Black	53" (1.3 m)	1
GTSQ59B	Black	59" (1.5 m)	1
GTSQ69B	Black	69" (1.8 m)	1

### L-Square without Brace

These L-squares made of high quality material have two pegs made of blue plastic allowing the glass edge to be fully visible when positioned. The light grey material provides good contrast to the black felt on the cutting table.

Sold by unit

PRODUCT	FINISH	LENGTH	QTY/BOX
GTSQ24NB	Gray	24" (0.61 m)	1
GTSQ32NB	Gray	32" (0.813 m)	1
GTSQ42NB	Gray	42" (1.1 m)	1
GTSQ53NB	Gray	53" (1.3 m)	1
GTSQ59NB	Gray	59" (1.5 m)	1
GTSQ69NB	Gray	69" (1.8 m)	1

## Richelieu Section 4A



# Hand Tools

## Glass Cutting Accessories - Replacement Heads and Turrets

### Fletcher Circle / Oval Cutter Replacement Wheel

Replacement wheel for the Fletcher Circle / Oval Cutter #GTCIRCLE05221. If precision, accuracy and dependability are high on your list of priorities, then why not add this to your list: the Fletcher-Terry Oval/Circle Glass Cutter.

- Works equally well with regular or stained glass up to 1/4
- Scores oval and circles on flat and stained glass
- Easy-to-operate suction cup that adheres the cutter to the glass securely
- Scale let you set accurate measurements with a turn of a knob
- Adjust offset setting for ovals from 4 1/2" (11.25 cm) to 24" (60 cm) and offset circles up to 21" (52.5 cm) in diameter
- Uses a 134 degree tungsten carbide wheel

Sold by unit

PRODUCT	QTY/BOX
GTCUTTER03131	1

### Fletcher Circle / Lens Cutter Replacement Wheel

Replacement wheel for the Fletcher Circle / Lens Cutter #GTCIRCLE05211.

Sold by unit

PRODUCT	QTY/BOX
GTCUTTER02612	1

### Replacement Head

Replacement head for oil glass cutter.

Sold by unit

PRODUCT	CUTTING ANGLE	QTY/BOX
D032001	138 degrees	1
GTSTRIPCUT138	130 degrees	1

### Replacement Head

Wide, 30°-rotating replacement head for oil cutter #D017223.

Sold by unit

PRODUCT	QTY/BOX
D017229	1

## Richelieu Section 4A



1  
FRAMELESS  
SHOWER  
HARDWARE

2  
STANDOFFS &  
DECORATIVE  
GLASS SHELF  
HARDWARE

3  
CAULKING,  
INSULATING  
FOAM &  
GLAZING  
SPLINE

4  
TOOLS &  
MACHINERY

5  
SHOP  
SUPPLIES

6  
FASTENERS

7  
MIRROR  
HARDWARE

8  
CABINET &  
FURNITURE  
GLASS  
HARDWARE

9  
DOORS &  
WINDOWS  
HARDWARE

10  
WEATHER  
STRIPPING

11  
SCREEN &  
SCREENING  
SUPPLIES

12  
GLASS  
BALUSTER  
& RAILING

13  
GLASS  
ARCHITECTURAL  
HARDWARE

14  
SLIDING  
DOOR  
SYSTEMS

15  
MOLDINGS

16  
COMMERCIAL  
DISPLAY  
HARDWARE

17  
AUTOMOTIVE

# Hand Tools

## Glass Cutting Accessories - Replacement Heads and Turrets

### Replacement Oil Cutting Heads

Ideal for pattern cutting and general purpose use.

Sold by unit

PRODUCT	CUTTING ANGLE	CUTTING HEAD	QTY/BOX
GTTOYO3106	134 Degrees	Pattern	1
GTTOYO3140	134 Degrees	Wide	1
GTTOYO3141	155 Degrees	Wide	1

### Replacement Turret

Replacement cutter wheel for the Fletcher CircleMate II glass cutter #GTCIRCLE102.

Sold by unit

PRODUCT	MATERIAL	QTY/BOX
GTCUTTER02614	Carbide	1

### Scoremaster Replacement Heads

- 03-701: Small size wheel for general purpose glass work
- 03-702: Small size wheel for general purpose glass work
- 03-703: Medium size wheel for cutting hard thin glass

Sold by unit

PRODUCT	CUTTING ANGLE	CUTTING HEAD	QTY/BOX
GTCUTTER03703	114 Degrees	Narrow	1
GTCUTTER03702	134 Degrees	Narrow	1
GTCUTTER03701	140 Degrees	Narrow	1
GTCUTTER03712	140 Degrees	Narrow	1
GTCUTTER03706	140 Degrees	Wide	1
GTCUTTER03711	140 Degrees	Wide	1
GTCUTTER03707	154 Degrees	Wide	1


### SILBERSCHNITT Spare Turret with 6 Steel Wheels

Suitable for all SILBERSCHNITT glass cutters as well as circle cutters.

Sold by unit

PRODUCT	QTY/BOX
D010310	1

## Richelieu Section 4A





# Hand Tools

## Glass Cutting Accessories - Replacement Heads and Turrets

### SILBERSCHNITT Spare Turret with Carbide Cutting Wheel

With carbide wheel ø 5 mm.

Sold by unit

PRODUCT	MATERIAL	CUTTING ANGLE	QTY/BOX
GTCUTTER401	Carbide	120 degrees	1
D010314	Carbide	135 degrees	1

## Glass Cutting Accessories - Strip Cutters

### Speed Cutter Replacement Head

For quick and easy cutting of large glass panes · with integrated oil supply and Silberschnitt® cutting head with Toplife cutting wheel.

Sold by unit

PRODUCT	QTY/BOX
GTSTRIPCUT49	1

### Production Strip Cutter Replacement Thumb Screw

Replacement brass thumb screw for cutter head. Can be used with either TC-10 or TC-17 cutting head. Note: For use with TC10 leave the BLUE spacer on the thumb screw. For use with TC 17 remove the Blue spacer.

Sold by unit

PRODUCT	QTY/BOX
GTSTRIPCUT50	1


### Replacement Adhesive Measuring Tape

Tape measure sticks to almost any work surface for convenient, at-a-glance measurements. High quality precision steel rule is flat with permanent adhesive back. Cut to size with scissors. Mount on workbenches, saw tables, drafting tables, etc. Unique width has been designed to fit in groove of our production speed cutters. Can be used with 24", 48" and 72" cutters.

Sold by unit

PRODUCT	LENGTH	QTY/BOX
GTSTRIPTAPE144	12' (3.7 m)	1

## Richelieu Section 4A



# Hand Tools

## Glass Cutting Accessories - Strip Cutters

### Speed Cutter

For quick and easy cutting of large glass panes - with integrated oil supply and Silberschnitt® cutting head with Toplife cutting wheel. 3 different cutting widths.

- Cutting Angle: 138 degrees

Sold by unit

PRODUCT	CUTTING WIDTH	QTY/BOX
GTSTRIPCUT24O	110 to 600 mm (4 11/32 to 23 5/8")	1
GTSTRIPCUT48O	110 to 1200 mm (4 11/32 to 47 1/4")	1
GTSTRIPCUT72O	110 to 1800 mm (4 11/32 to 70 7/8")	1

### Cutters (Knives) and Blades

#### Auto-Lock Extra-Heavy-Duty Cutter - 25 mm

This extra-heavy-duty utility knife is a powerful anti-slip utility knife, featuring a professional-grade fiberglass rubber grip for maximum comfort and control.

- Heavy-gauge stainless steel blade channel protects and holds blade tight, auto-lock for secure blade positioning
- Acetone-resistant handle for easy cleaning
- Easy, tool-free blade changing
- Satisfaction guaranteed

Application: Cutting leather, rubber, cardboard, rope, paper, carpet, fiberglass, acetates, linoleum, plastic, etc.

#### Included Product(s):

Includes the double-honed UltraSharp Black snap-blade

- 25% sharper than the Silver OLFA HB blades
- Made of high-quality Japanese-grade carbon tool steel, designed for unparalleled sharpness and superior edge retention

Sold by unit

PRODUCT	FINISH	BLADE WIDTH	MATERIAL	QTY/BOX
901052	Yellow and black	1" (25 mm)	Stainless Steel, fiberglass Rubber	1


#### Extra-Heavy-Duty OLFA Cutters and Blades

- Ratchet-wheel blade lock
- Rubber grip handle Insert
- Unlimited blade adjustment
- Includes HB extra heavy-duty blade
- Fits any OLFA extra heavy-duty blade

Sold by unit

PRODUCT	FINISH	BLADE WIDTH	MATERIAL	QTY/BOX
901049	Yellow	1" (25 mm)	Plastic, Steel	1

## Richelieu Section 4A



# Hand Tools

## Cutters (Knives) and Blades

### Heavy-Duty OLFA Cutters and Blades

- Anti-slip cushion grip handle
- Chemical resistant handle
- Automatic blade lock
- Metal pick for opening paint cans and removing switch plates
- Comes with LBB ultramax blade

Sold by unit

PRODUCT	FINISH	BLADE WIDTH	MATERIAL	QTY/BOX
901042	Yellow	23/32" (18 mm)	Plastic, Steel	1

### Heavy-Duty OLFA Cutters and Blades - 18 mm

The original heavy-duty cutter including a LB blade (18 mm). Contoured handle includes a ratchet wheel blade locking mechanism.

Sold by unit

PRODUCT	FINISH	BLADE WIDTH	MATERIAL	QTY/BOX
901041	Yellow	23/32" (18 mm)	Plastic, Steel	1

### Heavy-Duty Plastic and Acrylic Cutter

- Designed for scoring acrylics
- Ergonomic comfort grip handle
- Replaceable scoring blades available (GTPCB713)

Sold by unit

PRODUCT	QTY/BOX
GTPC4311	1

### High-End Richelieu Knives and Blades - 18 mm

High Quality Richelieu Knives and Blades

Sold by blister of 1 unit

PRODUCT	FINISH	BLADE WIDTH	MATERIAL	QTY/BOX
91291042	Yellow	23/32" (18 mm)	Plastic, Stainless Steel	1

## Richelieu Section 4A



1  
FRAMELESS  
SHOWER  
HARDWARE

2  
STANDOFFS &  
DECORATIVE  
GLASS SHELF  
HARDWARE

3  
CAULKING,  
INSULATING  
FOAM &  
GLAZING  
SPLINE

4  
TOOLS &  
MACHINERY

5  
SHOP  
SUPPLIES

6  
FASTENERS

7  
MIRROR  
HARDWARE

8  
CABINET &  
FURNITURE  
GLASS  
HARDWARE

9  
DOORS &  
WINDOWS  
HARDWARE

10  
WEATHER  
STRIPPING

11  
SCREEN &  
SCREENING  
SUPPLIES

12  
GLASS  
BALUSTER  
& RAILING

13  
GLASS  
ARCHITECTURAL  
HARDWARE

14  
SLIDING  
DOOR  
SYSTEMS

15  
MOLDINGS

16  
COMMERCIAL  
DISPLAY  
HARDWARE

17  
AUTOMOTIVE

# Hand Tools

## Cutters (Knives) and Blades

## Richelieu Section 4A

### High-Quality Richelieu Knife and Blade - 25 mm

- SK4 master blade
- SK4 exclusive triple-ground cutting edge
- Positive blade auto-lock
- Blade storage lock
- Comfortable ABS handle

Sold by blister of 1 unit

PRODUCT	FINISH	BLADE WIDTH	MATERIAL	QTY/BOX
91291051	Yellow	1" (25 mm)	Plastic, Stainless Steel	1

### High-Quality Richelieu Knives and Blades - 18 mm

High Quality Richelieu Knives and Blades

Sold by blister of 1 unit

PRODUCT	FINISH	BLADE WIDTH	MATERIAL	QTY/BOX
91291041	Yellow	23/32" (18 mm)	Plastic, Stainless Steel	1

### OLFA Extended Reach Ratchet-Lock Utility Knife (XL-2)

- Ratchet-lock mechanism
- High-impact ABS handle
- Extended stainless steel blade channel support adds 5-1/2" of reach
- No tool blade change
- Preloaded with an LB silver snap-off blade

Application: Good For applications such as flooring, drywall and roofing repair or replacement. Cuts carpeting, linoleum, drywall, roofing shingles and more.

Sold by unit

PRODUCT	FINISH	BLADE WIDTH	MATERIAL	QTY/BOX
901045	Yellow	23/32" (18 mm)	Plastic, Stainless Steel	1

### PC-L Plastic and Laminate Cutter - 13 mm

This heavy-duty plastic/laminate cutter is designed as a scoring tool for sheet plastics and laminates, allowing precise breaking of plastics. Features a ratchet wheel for secure blade extension and retraction as well as unlimited blade positioning. For right- and left-handed use. Satisfaction guaranteed!

- Retractable tungsten steel blade and ratchet wheel lock
- Precision cutting of plastics and laminates
- For right- and left-handed use

Application: Cutting plastics, lighted ceiling tiles, laminates and Plexiglas for construction and industrial applications.

#### Included Product(s):

- 1 reversible tungsten steel blade (inserted)
- 2 replacement blades in the handle

Sold by unit

PRODUCT	FINISH	BLADE WIDTH	MATERIAL	QTY/BOX
921200	Yellow	1/2" (13 mm)	Plastic, Steel	1



# Hand Tools

## Cutters (Knives) and Blades

### Extra Heavy-duty Replacement Breakaway Blades

PRODUCT	FINISH	BLADE WIDTH	MATERIAL	QTY/BOX
901050	Natural	1" (25 mm)	Steel	5
901075	Natural	1" (25 mm)	Steel	20
91291075	Natural	1" (25 mm)	Stainless Steel	10

Required product:

901052 - Auto-Lock Extra-Heavy-Duty Cutter - 25 mm

### Heavy-duty Replacement Breakaway Blades

PRODUCT	FINISH	BLADE WIDTH	THICKNESS	MATERIAL	QTY/BOX
901074	Black	23/32" (18 mm)	1/32" (0.5 mm)	Carbon	50
901061	Natural	23/32" (18 mm)	1/32" (0.5 mm)	Steel	10
901073	Natural	23/32" (18 mm)	1/32" (0.5 mm)	Steel	50
91291061	Natural	23/32" (18 mm)	1/32" (0.5 mm)	Stainless Steel	10
91291073	Natural	23/32" (18 mm)	1/32" (0.5 mm)	Stainless Steel	50
GTKB650	Natural	23/32" (18 mm)	1/32" (0.5 mm)	Stainless Steel	650

Required product:

901041 - Heavy-Duty OLFA Cutters and Blades - 18 mm

### OLFA Replacement Blade for Plastic and Laminate

PRODUCT	FINISH	BLADE WIDTH	THICKNESS	MATERIAL	QTY/BOX
921201	Natural	33/64" (13 mm)	1/32" (1 mm)	Carbide	3

Required product:

921200 - PC-L Plastic and Laminate Cutter - 13 mm

### Plastic Cutter Replacement Blades

- Ideal for cutting acrylic, plastic and plexiglass
- Sold 10 blades per tube

PRODUCT	QTY/BOX
GTPCB713	10

Required product:

GTPC4311 - Heavy-Duty Plastic and Acrylic Cutter

## Richelieu Section 4A



1  
FRAMELESS  
SHOWER  
HARDWARE

2  
STANDOFFS &  
DECORATIVE  
GLASS SHELF  
HARDWARE

3  
CAULKING,  
INSULATING  
FOAM &  
GLAZING  
SPLINE

4  
TOOLS &  
MACHINERY

5  
SHOP  
SUPPLIES

6  
FASTENERS

7  
MIRROR  
HARDWARE

8  
CABINET &  
FURNITURE  
GLASS  
HARDWARE

9  
DOORS &  
WINDOWS  
HARDWARE

10  
WEATHER  
STRIPPING

11  
SCREEN &  
SCREENING  
SUPPLIES

12  
GLASS  
BALUSTER  
& RAILING

13  
GLASS  
ARCHITECTURAL  
HARDWARE

14  
SLIDING  
DOOR  
SYSTEMS

15  
MOLDINGS

16  
COMMERCIAL  
DISPLAY  
HARDWARE

17  
AUTOMOTIVE

# Hand Tools

## Applicator Guns for Expanding Sealant, Caulking and Foam

### Adhesive Gun C/W 16 OZ. Can

Features zinc die-cast caps, zinc plated spouts and heavy-duty triggers. Interchangeable, replaceable spouts complete with wire closure tips. Spout tips have 12-32 threads. Spout bases have 3/8"-24 threads. Brush tip available. Durable epoxy finish bodies. Pumps most non-corrosive fluid which will seek its own level.

- Not recommended for water based adhesives

Sold by unit

PRODUCT	QTY/BOX
SAG30955	1

#### Suggested Products:

SAJS5504C / SAJS5504C5 - Small joint sealer

### Adhesive Gun With Threaded Adapter

Features zinc die-cast caps, zinc plated spouts and heavy-duty triggers. Interchangeable, replaceable spouts complete with wire closure tips. Spout tips have 12-32 threads. Spout bases have 3/8"-24 threads. Brush tip available. Durable epoxy finish bodies. Pumps most non-corrosive fluid which will seek its own level.

- Not recommended for water based adhesives

Sold by unit

PRODUCT	QTY/BOX
SAG30960	1

#### Suggested Products:

SAJS5504C / SAJS5504C5 - Small joint sealer

### Adjustable Caulking Gun Nozzle

BB45 Nozzle System for hard to reach places: Extended, 45 degree angle, and standard. For bulk and sausage guns. The BeadBuddy 45 has the benefit of being used as an everyday regular nozzle or you can extend it and bend it to any configuration making a difficult job easy. With a high degree of articulation reaches areas regular nozzles find impossible. With the yellow adapter included this product can be fitted to Newborn, Cox and Albion barrel guns.

Sold by unit

PRODUCT	QTY/BOX
SAG507	1

### Albion Nozzle

Albion styled tips for sausage and bulk guns.

Sold by unit

PRODUCT	QTY/BOX
SAG500	1

## Richelieu Section 4A





# Hand Tools

## Applicator Guns for Expanding Sealant, Caulking and Foam

### Black Threaded End Piece for Cox Gun Barrel

Replacement part for aluminum barreled Cox sealant guns.

Sold by unit

PRODUCT	QTY/BOX
SAG00022	1

### Corner Caulking Nozzle

Corner Caulking Nozzles are durable polyethylene nozzles with a 90 degree bend that allows for the application of sealants or caulks to places standard nozzles can't reach. Firmly grips the nozzle of both 1/10 gallon (300 ml) and 1 quart (946 ml) size cartridges. Reusable and easy to clean.

Sold by unit

PRODUCT	QTY/BOX
SAG508	10

### Flextension Caulking Tube Tip

- Bends around corners up to 90 degrees
- Snap two or more together to create extensions
- Is easy to install
- Reaches into confined areas
- Can be trimmed to obtain the desired bead size
- Low cost, huge time savings

Sold by unit

PRODUCT	QTY/BOX
SAG504	1

### NewTip for Caulking and Adhesive

The NewTip gives new life to your tubes clogged of caulking and adhesive. Simply slice off the old tip and press the NewTip in place. The universal fit eliminates leaks in standard caulking tubes and solves the problem of dried up tips.

- Fits any standard caulking tube
- Works with almost any material
- 4" long tip - great range and flow

Application: Ideal for caulking and adhesives.

Sold by blister of 1 unit

PRODUCT	QTY/BOX
918950	1

## Richelieu Section 4A



1  
FRAMELESS  
SHOWER  
HARDWARE

2  
STANDOFFS &  
DECORATIVE  
GLASS SHELF  
HARDWARE

3  
CAULKING,  
INSULATING  
FOAM &  
GLAZING  
SPLINE

4  
TOOLS &  
MACHINERY

5  
SHOP  
SUPPLIES

6  
FASTENERS

7  
MIRROR  
HARDWARE

8  
CABINET &  
FURNITURE  
GLASS  
HARDWARE

9  
DOORS &  
WINDOWS  
HARDWARE

10  
WEATHER  
STRIPPING

11  
SCREEN &  
SCREENING  
SUPPLIES

12  
GLASS  
BALUSTER  
& RAILING

13  
GLASS  
ARCHITECTURAL  
HARDWARE

14  
SLIDING  
DOOR  
SYSTEMS

15  
MOLDINGS

16  
COMMERCIAL  
DISPLAY  
HARDWARE

17  
AUTOMOTIVE

# Hand Tools

## Applicator Guns for Expanding Sealant, Caulking and Foam

### Plunger Replacement for Cox Gun

Replacement part for aluminum barrelled Cox sealant guns.

Sold by unit

PRODUCT	QTY/BOX
SAG5111	1

### Problem Solver Caulking Nozzles

Problem Solver Nozzles fit virtually any caulking cartridge by sliding over the existing nozzle, or screwing onto the threaded nipple. Choose from either rigid or flexible nozzles.

Sold by bag of 4 units

PRODUCT	QTY/BOX
SAG509	4

### Replacement Caulking Nozzle

Replacement 4-1/4" nozzle for Tremco Silicone and other threaded caulking tube tips.

Sold by unit

PRODUCT	QTY/BOX
SA1003	1

### Side Ejection Caulking Nozzle


Designed to be used with Cox or comparable sealant guns. Locally designed and manufactured for the application of caulking in vertical or horizontal joints.

- Square

Sold by unit

PRODUCT	FINISH	MATERIAL	QTY/BOX
SAG506	Gray	Plastic	1

## Richelieu Section 4A



# Hand Tools

## Applicator Guns for Expanding Sealant, Caulking and Foam

### White Cone Plastic Nozzle

Cox styled tips for sausage and bulk guns.

Sold by unit

PRODUCT	FINISH	MATERIAL	QTY/BOX
91340503	White	PE Plastic	1

### Yellow Cone Plastic Nozzle

Application: Adhesive, sealant, caulking

Sold by unit

PRODUCT	QTY/BOX
913421006	1

### Ascot Heavy Duty Caulking Gun 310 ml Cartridge

- Wear compensating device
- Support straps - Secure cartridge fit
- Body - Die cast zinc alloy
- Built-in ladder hook
- Patented catch plate
- High viscosity materials
- Thumb activated instant pressure release
- Professional, industrial and auto after-market use
- Rating: High Viscosity Material
- Thrust Ratio: 26:1
- Capacity: 310 ml Cartridge

Sold by unit

PRODUCT	MATERIAL	QTY/BOX
91346826	Die cast zinc	1

### Cradle Barrel Caulking Gun 310 ml Cartridge

- Single Component Applicator
- Handle: Aluminum
- Trigger : Aluminum
- Carriage: Metal
- Twin gripping plate
- Spot welding carriage
- Attached puncture tool
- 360° Rotary type handle
- Rating: Medium Viscosity Material
- Thrust Ratio: 12:1
- Capacity: 310 ml Cartridge

Sold by unit

PRODUCT	MATERIAL	QTY/BOX
91346829	Metal, aluminum	1

## Richelieu Section 4A



1	FRAMELESS SHOWER HARDWARE
2	STANDOFFS & DECORATIVE GLASS SHELF HARDWARE
3	CAULKING, INSULATING FOAM & GLAZING SPLINE
4	TOOLS & MACHINERY
5	SHOP SUPPLIES
6	FASTENERS
7	MIRROR HARDWARE
8	CABINET & FURNITURE GLASS HARDWARE
9	DOORS & WINDOWS HARDWARE
10	WEATHER STRIPPING
11	SCREEN & SCREENING SUPPLIES
12	GLASS BALUSTER & RAILING
13	GLASS ARCHITECTURAL HARDWARE
14	SLIDING DOOR SYSTEMS
15	MOLDINGS
16	COMMERCIAL DISPLAY HARDWARE
17	AUTOMOTIVE

## Hand Tools

### Applicator Guns for Expanding Sealant, Caulking and Foam

#### Cradle Barrel Caulking Gun for 300 ml Cartridge

- Standard 300 ml cartridge
- Switchable flow control
- Wear compensating device
- Built-in ladder hook
- High volume usage
- Catch plate - sintered steel
- Barrel turns - application around corners
- Low-medium viscosity materials
- Thumb activated instant pressure release
- All component replaceable parts
- Dimension: 27.9 cm x 10.2 cm x 10.2 cm
- Weight: 907 g
- Rating: Medium Viscosity Material
- Thrust Ratio: 12:1
- Capacity: 300 ml Cartridge

Application: Medium Viscosity Material 12:1 for: Acrylic, adhesives, butyl, silicone

Sold by unit

PRODUCT	QTY/BOX
913441004	1

#### Cradle Barrel Extra Thrust Caulking Gun for 300 ml Cartridge

- Standard 300 ml cartridge
- Wear compensating device
- Built-in ladder hook
- Catch plate - sintered steel
- Barrel turns - application around corners
- Medium-high viscosity materials
- Thumb activated instant pressure release
- Professional and industrial using
- All component replaceable parts
- Dimension: 35.56 cm x 21.33 cm x 4.82 cm
- Weight: 500 g
- One year warranty
- Rating: High Viscosity Material
- Thrust Ratio: 18:1
- Capacity: 300 ml Cartridge
- Material: Metal

Application: High Viscosity Material - 18:1 for: Acrylic, adhesives, butyl, urethanes

Sold by unit

PRODUCT	MATERIAL	QTY/BOX
91346825	Metal	1

## Richelieu Section 4A



# Hand Tools

## Applicator Guns for Expanding Sealant, Caulking and Foam

### High-performance Industrial Caulking Gun

This is our enhanced-power smooth rod gun. It is substantial, and great for heavy duty jobs. The rotating barrel, Drip/Dripless feature and strong construction make this a reliable go-to tool for everyday use in construction or manufacturing.

- Heavy duty metal dispensing tool
- 16:1 thrust ratio for extra power with thicker materials
- Recommended for acrylics, silicones, elastomerics and latex
- Optional Drip/Dripless feature for gunning various materials
- Rating: High Viscosity Material
- Capacity: 310 ml Cartridge

Sold by unit

PRODUCT	QTY/BOX
PSSI300W	1

### High Viscosity Caulking Gun 310 ml Cartridge

- Easily press high viscosity materials
- Single component applicator
- Capacity: 10 oz / 310 ml
- Handle: Aluminum
- Trigger: Metal
- Carriage: Metal
- Twin gripping plate
- Riveted of reinforce carriage
- Attached puncture tool
- 360° rotary type handle
- Thrust Ratio: 18:1
- Rating: High Viscosity Material

Sold by unit

PRODUCT	MATERIAL	QTY/BOX
91343402	Metal, Aluminum	1

### Avon 600 - 20/10 oz. Sausage, 10 oz. Cartridge, Bulk Applicator

- Pre-Configured for sausage application
- Plungers included for cartridge and bulk (G2) applications
- Switchable flow control
- Plunger extension - Reduces waste
- Wear compensating device
- Drawn aluminum barrel
- Interchangeable pull handle
- Quick release end cap
- Thrust ratio 12:1
- Capacity: 300 ml cartridge, 600 ml sausage
- Material: Aluminum and steel

Application: Low viscosity material - 12:1 for: Latex, silicone

#### Included Product(s):

- Six yellow cone nozzles
- Ladder hook
- Spanne wrench
- One year warranty

Sold by unit

PRODUCT	MATERIAL	QTY/BOX
913451001	Aluminum, Steel	1

## Richelieu Section 4A



1  
FRAMELESS  
SHOWER  
HARDWARE

2  
STANDOFFS &  
DECORATIVE  
GLASS SHELF  
HARDWARE

3  
CAULKING,  
INSULATING  
FOAM &  
GLAZING  
SPLINE

4  
TOOLS &  
MACHINERY

5  
SHOP  
SUPPLIES

6  
FASTENERS

7  
MIRROR  
HARDWARE

8  
CABINET &  
FURNITURE  
GLASS  
HARDWARE

9  
DOORS &  
WINDOWS  
HARDWARE

10  
WEATHER  
STRIPPING

11  
SCREEN &  
SCREENING  
SUPPLIES

12  
GLASS  
BALUSTER  
& RAILING

13  
GLASS  
ARCHITECTURAL  
HARDWARE

14  
SLIDING  
DOOR  
SYSTEMS

15  
MOLDINGS

16  
COMMERCIAL  
DISPLAY  
HARDWARE

17  
AUTOMOTIVE

# Hand Tools

## Applicator Guns for Expanding Sealant, Caulking and Foam

### Generic Caulking Barrel Applicator

- Single component applicator
- Capacity: 20 oz / 600 ml
- Thrust Ratio: 18:1
- Handle: Aluminum alloy
- Trigger: Metal
- Carriage: Aluminum barrel
- Twin gripping plate
- Attached puncture tool
- Rating: High Viscosity Material
- Material: Aluminum and Steel

#### Included Product(s):

- 1 nozzle and 1 piston.

Sold by unit

PRODUCT	MATERIAL	QTY/BOX
91340250	Aluminum, Metal	1

### Fenwick 600 Single Component 20 oz. Sausage Gun

- 20 oz. sausage
- Floating plunger action with secure cord
- Series 3 air system
- True adjustable air regulator
- 125 PSI maximum output
- 145 PSI maximum input
- Plunger extension
- Reduces waste
- Drawn aluminum barrel
- Instant dump valve
- Silencer
- Quick release end cap
- All component replaceable parts
- Rotating air hose connector and six white cone nozzles included
- Capacity: 600 ml sausage

Sold by unit

PRODUCT	QTY/BOX
91346887	1

### Tyne Air Pneumatic Caulk Gun 300 ml - Capacity: 300 ml Cartridge

- Standard 10.3 Oz. cartridge
- Air action on cartridge plunger
- Drawn aluminum barrel
- Series 2 air system
- True adjustable air regulator - 75 PSI maximum output
- 145 PSI maximum input
- Instant dump valve
- Silencer
- Quick release end cap
- All component replaceable parts
- Air hose connector included
- Capacity: 300 ml cartridge

Sold by unit

PRODUCT	QTY/BOX
91346886	1

## Richelieu Section 4A





# Hand Tools

## Applicator Guns for Expanding Sealant, Caulking and Foam

### Skeleton Steel Caulking Gun 310 ml Cartridge

- Single Component applicator
- Capacity: 10 oz / 310 ml
- Handle: Zinc alloy
- Trigger: Metal
- Single gripping plate
- Hardness rod
- Hardness push disc
- Attached puncture tool
- Skeleton and ladder hook designs is easy to use.
- Drip free device.
- Thrust Ratio: 7:1
- Rating: Low Viscosity Material

Sold by unit

PRODUCT	MATERIAL	QTY/BOX
91340496	Metal	1

### Wexford Steel Caulking Gun 310 ml Cartridge

- Standard 10.3 Oz. Cartridge
- Wear compensating device
- Retractable seal puncturing device
- Corrosion resistant epoxy finish
- Hex drive rod
- Built-in ladder hook
- Steel catch plate
- D-I-Y, professional and industrial model
- Skeleton and ladder hook designs is easy to use.
- Drip free device.
- Thrust ratio: 7:1
- Capacity: 310 ml cartridge
- Rating: Low viscosity material

Sold by unit

PRODUCT	MATERIAL	QTY/BOX
913441001	Metal	1

### Wexfor II Nylon Caulking Gun

- Standard 10.3 Oz. cartridge
- Retractable seal puncturing device
- Injection mold, nylon-fiberglass
- Hex drive rod
- Built-in ladder hook
- Steel catch plate
- D-I-Y and professional model
- Skeleton and ladder hook designs is easy to use
- Drip free device
- Thrust ratio: 7:1
- Rating: Low viscosity material

Sold by unit

PRODUCT	MATERIAL	QTY/BOX
91346836	Heavy Duty Plastic	1

### Spray Foam Applicator Gun

- Semi-steel construction
- Economical
- Foam control dial
- Ergonomically correct
- Professional choice
- Long lasting
- Swiss made
- Compatible with IPF gun foams
- Designed for maximum performance
- Best Quality

Sold by unit

PRODUCT	QTY/BOX
SAG03208	1

## Richelieu Section 4A



1  
FRAMELESS  
SHOWER  
HARDWARE

2  
STANDOFFS &  
DECORATIVE  
GLASS SHELF  
HARDWARE

3  
CAULKING,  
INSULATING  
FOAM &  
GLAZING  
SPLINE

4  
TOOLS &  
MACHINERY

5  
SHOP  
SUPPLIES

6  
FASTENERS

7  
MIRROR  
HARDWARE

8  
CABINET &  
FURNITURE  
GLASS  
HARDWARE

9  
DOORS &  
WINDOWS  
HARDWARE

10  
WEATHER  
STRIPPING

11  
SCREEN &  
SCREENING  
SUPPLIES

12  
GLASS  
BALUSTER  
& RAILING

13  
GLASS  
ARCHITECTURAL  
HARDWARE

14  
SLIDING  
DOOR  
SYSTEMS

15  
MOLDINGS

16  
COMMERCIAL  
DISPLAY  
HARDWARE

17  
AUTOMOTIVE

# Hand Tools

## Applicator Guns for Expanding Sealant, Caulking and Foam

### Foam Reducer

The foam reducer nozzle easily attaches to our IPF-ECO gun with no tools. It allows for you to reduce the gun tip to 1/83 wide. Great for minimal clearances. By reducing the gun tip to 1/83 wide, you can get foam into those hard to reach places. Never damage the tip of your gun again! Use over and over again. The foam reducer is completely re-usable and incredibly easy to clean with our Lubri-Clean foam cleaner.

Sold by unit

PRODUCT	QTY/BOX
SAG03215	1

### Heavy-Duty Spray Foam Applicator Gun

Heavy-duty gun to be used with gun grade cans. Universal thread pattern allows this gun to be used in a variety of other manufacturers foam sprays.

Sold by unit

PRODUCT	QTY/BOX
D029994	1

### Spray Foam Applicator Gun

- Heavy duty construction with steel parts
- Economical
- Flow control
- Ergonomic
- Choice of professionals
- Durable
- Medium quality

Sold by unit

PRODUCT	QTY/BOX
SAG03801	1

## Clamps

### Richelieu Spring Clamp

Heavy-duty, nickel-plated spring clamps with vinyl tips and handles. These clamps are designed to hold everything in place when boring a wood piece and to let you work efficiently, accurately, and safely.

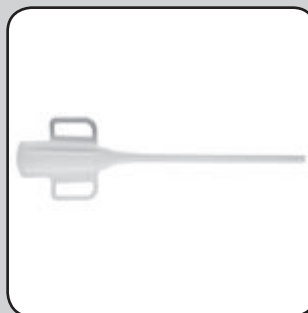
The Richelieu metal spring clamp offers:

- High-tech resin construction for strength and durability
- Non-marring pads to protect your workpiece

Sold by unit

PRODUCT	FINISH	OPENING DEPTH	OPENING WIDTH	MATERIAL	QTY/BOX
9129001	Nickel	1" (25 mm)	1" (25 mm)	Metal	1
9129002	Nickel	2" (51 mm)	2" (51 mm)	Metal	1
9129003	Nickel	3" (76 mm)	3" (76 mm)	Metal	1

## Richelieu Section 4A



# Hand Tools

## Trimmers and Pliers

### End Nip Trimmers

The End Nip Trimmer is the latest addition to a line of innovative cutters that trim flush with the surface. The End Nip Trimmers were first used by Paul back in his guitar building days for trimming fret wire. Today they can be used in a variety of different applications, including trimming the edge of edgebanding/veneers, and soft metals.

Sold by unit

PRODUCT	FINISH	QTY/BOX
918901	Steel	1

### Heavy-Duty Flush Cut Trimmer

The Heavy-Duty Flush Cut Trimmers cut nails flush. Once you use them, you'll throw your other cutters out!

Sold by unit

PRODUCT	FINISH	QTY/BOX
918902	Steel	1

### Macro Flush Cut Trimmer

New Macro Flush Cut Trimmers let you trim edgebanding or veneer flush with the surface. These innovative new trimmers stop the struggle, saving you time and money. The first tool you will pull out of your bag, every time! If for any reason you don't get the perfect cut the first time, these amazing trimmers allow you to make a micro cut for the perfect nip and tuck. Works great with wood and PVC edgebanding with standard thicknesses of .018" - .025". Not recommended for 3 mm edgebanding, nails, or screws.

Sold by unit

PRODUCT	FINISH	QTY/BOX
918835	Steel	1

### Micro Flush Cut Trimmer

These trimmers have rounded, flush side cutting surfaces. This design allows you to get into tight areas when removing brad nails or small slivers. Gently pull the nail out by rolling the Micro Flush Cut Pliers without marring or denting the wood.

Not recommended for cutting nails.

Sold by unit

PRODUCT	FINISH	QTY/BOX
918903	Steel	1

## Richelieu Section 4A



1  
FRAMELESS  
SHOWER  
HARDWARE

2  
STANDOFFS &  
DECORATIVE  
GLASS SHELF  
HARDWARE

3  
CAULKING,  
INSULATING  
FOAM &  
GLAZING  
SPLINE

4  
TOOLS &  
MACHINERY

5  
SHOP  
SUPPLIES

6  
FASTENERS

7  
MIRROR  
HARDWARE

8  
CABINET &  
FURNITURE  
GLASS  
HARDWARE

9  
DOORS &  
WINDOWS  
HARDWARE

10  
WEATHER  
STRIPPING

11  
SCREEN &  
SCREENING  
SUPPLIES

12  
GLASS  
BALUSTER  
& RAILING

13  
GLASS  
ARCHITECTURAL  
HARDWARE

14  
SLIDING  
DOOR  
SYSTEMS

15  
MOLDINGS

16  
COMMERCIAL  
DISPLAY  
HARDWARE

17  
AUTOMOTIVE

# Hand Tools

## Trimmers and Pliers

### Laminate Shear

These innovative new trimmers stop the struggle and save you time and money.

Whether you are cutting wood veneer, laminate, or lace, these laminate shears are the most incredible you'll ever use. Small and compact, yet razor sharp to cut through the toughest material.

Sold by unit

PRODUCT	QTY/BOX
00085	1

### Power Shears Precision Scissors

Whether you are cutting wood veneer or laminate, the Power Shears are the most incredible scissors you will ever use. Small and compact, yet razor sharp to cut through the toughest material.

Sold by unit

PRODUCT	FINISH	QTY/BOX
918906	Steel	1

### Vinyl Cutters

Quickly and easily cut window vinyl flat trim at a perfect 90 degree angle. No need for a chop saw. This tool has a convenient platform for correctly aligning the flat bar in the blade.

Sold by unit

PRODUCT	QTY/BOX
GTTSQKUT90	1

### Drop Jaw Glass Pliers

These pliers are heavy duty and full bodied, for work on glass up to 1/2" thick. Drop head jaw provides powerful leverage under slight hand pressure. Vinyl covered handle.

Sold by unit

PRODUCT	THICKNESS	QTY/BOX
GTP5215	1/2" (12 mm)	1

## Richelieu Section 4A



# Hand Tools

## Trimmers and Pliers

### Fletcher Nip and Run Pliers

Running and Nipping Pliers 6" (15.2 cm). A high quality tool with superior action for cut running and break-out of glass to 1/4" thick. Made of molded, reinforced fibreglass for extra strength, leverage and less hand fatigue. If dropped, pliers will not break or fracture glass. Pliers come with a set of interchangeable plastic jaw inserts for cut running, a set of steel inserts for nipping. Designed with 3/4" wide, interchangeable jaws, the pliers easily convert from a nipping to a running (or break out) tool.

Sold by unit

PRODUCT	QTY/BOX
GTP111	1

### Glass Breaking Pliers

For breaking glass to a scored line. Jaw width: 1" (25 mm), lacquered black, ground head. Length: 7 7/8" (200 mm long).

Sold by unit

PRODUCT	QTY/BOX
GTP080	1

### Heavy Duty Running Pliers

Self aligning floating jaws. Keeps jaws at a constant 90 degree eliminating any flares or shells caused by conventional pliers. Excellent for long cuts.

- 2" Jaw width
- For use with 4-19 mm glass
- Floating jaws

Sold by unit

PRODUCT	LENGTH	WIDTH	THICKNESS	QTY/BOX
GTP5194	9 1/2" (240 mm)	2" (51 mm)	5/32 to 3/4" (4 to 19 mm)	1

### Large Glass Breaking Pliers - Leponitt

Made of chrome-vanadium material featuring serrated jaws. For breaking glass up to 1/2". Jaw width of 1". Drop jaw styled plier.

Sold by unit

PRODUCT	LENGTH	WIDTH	THICKNESS	QTY/BOX
GTP220	11" (280 mm)	1" (25 mm)	1/2" (12 mm)	1

### MACH Glass Breaking Pliers 200 x 24 mm

Pliers 3-Button running.

Sold by unit

PRODUCT	QTY/BOX
GTP5115	1

## Richelieu Section 4A



1  
FRAMELESS  
SHOWER  
HARDWARE

2  
STANDOFFS &  
DECORATIVE  
GLASS SHELF  
HARDWARE

3  
CAULKING,  
INSULATING  
FOAM &  
GLAZING  
SPLINE

4  
TOOLS &  
MACHINERY

5  
SHOP  
SUPPLIES

6  
FASTENERS

7  
MIRROR  
HARDWARE

8  
CABINET &  
FURNITURE  
GLASS  
HARDWARE

9  
DOORS &  
WINDOWS  
HARDWARE

10  
WEATHER  
STRIPPING

11  
SCREEN &  
SCREENING  
SUPPLIES

12  
GLASS  
BALUSTER  
& RAILING

13  
GLASS  
ARCHITECTURAL  
HARDWARE

14  
SLIDING  
DOOR  
SYSTEMS

15  
MOLDINGS

16  
COMMERCIAL  
DISPLAY  
HARDWARE

17  
AUTOMOTIVE

# Hand Tools

## Trimmers and Pliers

### Offset Cavity Pliers - Leponitt

Gooseneck glass plier made of chrome-vanadium alloy, for use with 1/8" - 1/2" glass. Jaw width of 7/8". Perfect for custom fits on the job site, they make trimming glass easy, even when the lite is already in a vertical position close to the ceiling. A real time and labor saver, they have hardened steel jaws and cushion-grip handles.

Sold by unit

PRODUCT	LENGTH	WIDTH	THICKNESS	QTY/BOX
GTP310	8 1/2" (216 mm)	7/8" (22 mm)	1/8" to 1/2" (3 to 12 mm)	1

### Premium Glass Breaking Drop Jaw Pliers

- Lacquered blue, ground head, drop jaw design
- Jaw width 3/4" (20 mm)

Sold by unit

PRODUCT	LENGTH	WIDTH	QTY/BOX
GTP100	7 7/8" (200 mm)	3/4" (19 mm)	1

### Soft Jaw Grozing Pliers

Soft jaw grozing pliers are made especially for working with thin or art glass. A must for stained glass work. Top angled jaw and curved lower jaw are serrated. Polished head.

Sold by unit

PRODUCT	QTY/BOX
GTP5084	1

### Straight Jaw (Flare Jaw) Glass Pliers

An extremely popular glass plier, sturdily made and well balanced. It's drop-forged with polished head and "war-bow" vinyl coated handles. 1" jaw width.

Sold by unit

PRODUCT	LENGTH	WIDTH	QTY/BOX
GTP5234	8" (203 mm)	1" (25 mm)	1

### TOYO Power Breaker Set

The Power Breaker produces a 16:1 power ratio to run scores in thick glass with light hand pressure. Using a Tap Wheel Supercutter with the Power Breaker results in edges with very little flare, requires less finishing.

Sold by unit

PRODUCT	QTY/BOX
GTTOYO1500	1

## Richelieu Section 4A





# Hand Tools

## Trimmers and Pliers

### Fletcher Thick Glass Breaker

Cutting thick glass, 3/8" to 1" thick is always a challenge, but the Fletcher Breaker Tool simplifies your job. Detailed instructions with pictures for various applications are packed in the kit. After glass scoring, mount the breaker on the glass with the screw knob facing down. Spread the two silver round anvils as far apart as possible, locating the pointed silver fulcrum directly under the score line. Turn the black knob so that the fulcrum presses upward on the glass from below.

#### Included Product(s):

- Kit includes: Heavy glass breaker tool and 148' carbide wheel cutter for scoring 1/2" and thicker glass

Sold by unit

PRODUCT	QTY/BOX
GTCUTTERBR1	1

### SILBERSCHNITT Style Scalloping Tool

Quickly produces a regular scallop design on flat glass edges - without the need for expensive machinery. The tool is suitable for glass thicknesses of 3 to 25 mm. The depth and width of the scallops can be adjusted to the desired dimensions regardless of the glass thickness. Again and again, different new glass edges can be produced, each piece being unique and hand-made, they allow a substantial profit margin for you! Known as "Scalloper".

Sold by unit

PRODUCT	QTY/BOX
GTCUTTER7190	1

## Hammers, Mallets

### Dead Blow Hammer

The inner part of the hammer is manufactured with a steel structure, while the outer part of hammer is synthetic plastic steel. A double steel tube and AB glue make up the neck which contributes to lower resistance to breakage and shock. Features a TPR rubber handle for easy grip. Hammer handles well in both cold and warm temperatures from -6 °C to 32 °C and will not spark when striking.

Sold by unit

PRODUCT	WEIGHT	QTY/BOX
GT80451	16 oz (453.6 g)	1
GT80452	24 oz (680.4 g)	1
GT80453	32 oz (907.2 g)	1


### Dead Blow Hammer

Does not mar surface and is non-sparking.

Sold by unit

PRODUCT	WEIGHT	QTY/BOX
91269016	16 oz (453.6 g)	1
91269024	24 oz (680.39 g)	1
91269032	32 oz (907.2 g)	1

## Richelieu Section 4A



1  
FRAMELESS  
SHOWER  
HARDWARE

2  
STANDOFFS &  
DECORATIVE  
GLASS SHELF  
HARDWARE

3  
CAULKING,  
INSULATING  
FOAM &  
GLAZING  
SPLINE

4  
TOOLS &  
MACHINERY

5  
SHOP  
SUPPLIES

6  
FASTENERS

7  
MIRROR  
HARDWARE

8  
CABINET &  
FURNITURE  
GLASS  
HARDWARE

9  
DOORS &  
WINDOWS  
HARDWARE

10  
WEATHER  
STRIPPING

11  
SCREEN &  
SCREENING  
SUPPLIES

12  
GLASS  
BALUSTER  
& RAILING

13  
GLASS  
ARCHITECTURAL  
HARDWARE

14  
SLIDING  
DOOR  
SYSTEMS

15  
MOLDINGS

16  
COMMERCIAL  
DISPLAY  
HARDWARE

17  
AUTOMOTIVE

# Hand Tools

## Hammers, Mallets

### Hammer Dual Impact

Dual impact, 2 way rubber faced mallet / hammer with fibreglass handle.

Sold by unit

PRODUCT	QTY/BOX
GTM40	1

### White Rubber Mallet

Non-marking white rubber mallet. Ideal for use on autoglass channels, storefront sections, wood window and screen frames etc.

Sold by unit

PRODUCT	WEIGHT	QTY/BOX
GTM001	8 oz (226.8 g)	1
GTM004	16 oz (453.6 g)	1

### Nail Bar

### Heavy-Duty Scrape and Pry Bar

Heavy-duty trade quality prybar made of heat treated carbon steel. Combination tool features one chisel end, one bent end and a nail-puller.

Application: Use this to scrape, pry, chisel etc.

Sold by unit

PRODUCT	LENGTH	QTY/BOX
GTSPUS10SS	10" (254 mm)	1

### Scrape and Pry Bar

Multi-purpose tool for pulling nails, scraping paint and opening boxes.

- Chisel edge on both ends
- Finest hardened, tempered steel

Sold by unit

PRODUCT	LENGTH	WIDTH	QTY/BOX
GTSP4050	9 5/8" (244 mm)	1 3/4" (44 mm)	1

## Richelieu Section 4A



# Hand Tools

## Nail Bar

### Scrape and Pry Bar

Use this to scrape, pry, chisel or use it as a nail puller.

- High carbon tempered steel lever bar
- Combination tool features one chisel end, one bent end, and a nail-puller

Sold by unit

PRODUCT	LENGTH	THICKNESS	QTY/BOX
GTSPUS10	10" (254 mm)	3/32" (2 mm)	1

## Screwdrivers and Screwdriver Bits

### Angle Driver for Screwdrivers Bits

The Reliable Angle Driver allows contractors to drive screws and drill holes in tight, difficult work areas. This product is ideal for cordless drills and uses standard 1/4" hexagonal accessories. It has a durable all-metal housing and steel gears with ball bearing construction which allows this adapter to handle up to 235 in-lbs of torque. The compact design measures only 2" wide, allowing it to fit in tight spaces where work is difficult to perform. The convenient quick change chuck accepts standard 1/4" hexagonal drive accessories.

Sold by unit

PRODUCT	QTY/BOX
ANGLEDRIIVER	1

### Cross-Shaped Bit (Phillips) for Drywall Screw

Bits specially designed for drywall screw.

- Advanced coating, essential for tool life
- Prevents damage to screws
- More effective for work in hard-to-reach places
- Requires less effort from user
- Drive: Phillips
- Size: #2
- Compatible Screws: #7-8-9
- Category: Drywall Bit

PRODUCT	FINISH	LENGTH	QTY/BOX
DPDB21J	White	1" (25 mm)	25
DPDB22J	White	2" (51 mm)	25

## Richelieu Section 4A



1  
FRAMELESS  
SHOWER  
HARDWARE

2  
STANDOFFS &  
DECORATIVE  
GLASS SHELF  
HARDWARE

3  
CAULKING,  
INSULATING  
FOAM &  
GLAZING  
SPLINE

4  
TOOLS &  
MACHINERY

5  
SHOP  
SUPPLIES

6  
FASTENERS

7  
MIRROR  
HARDWARE

8  
CABINET &  
FURNITURE  
GLASS  
HARDWARE

9  
DOORS &  
WINDOWS  
HARDWARE

10  
WEATHER  
STRIPPING

11  
SCREEN &  
SCREENING  
SUPPLIES

12  
GLASS  
BALUSTER  
& RAILING

13  
GLASS  
ARCHITECTURAL  
HARDWARE

14  
SLIDING  
DOOR  
SYSTEMS

15  
MOLDINGS

16  
COMMERCIAL  
DISPLAY  
HARDWARE

17  
AUTOMOTIVE

# Hand Tools

## Screwdrivers and Screwdriver Bits

### Hanger Bolt Drivers

1/4" hexagonal shank.

Sold by unit

PRODUCT	DESCRIPTION	SIZE	LENGTH	FOR THREADS	QTY/BOX
GMSOD1024	10-24 Threaded Screwdriver Bit	#10	2" (51 mm)	10-24	1
HBD12	1/2" Threaded Screwdriver Bit	1/2	2" (51 mm)	1/2-13	1
HBD14	1/4" Threaded Screwdriver Bit	1/4	2" (51 mm)	1/4-20	1
HBD316	3/16" Threaded Screwdriver Bit	3/16	2" (51 mm)	10-24	1
HBD38	3/8" Threaded Screwdriver Bit	3/8	2" (51 mm)	3/8-16	1
HBD516	5/16" Threaded Screwdriver Bit	5/16	2" (51 mm)	5/16-18	1
GMSOD8	M8 Threaded Screwdriver Bit	M8-1,25	2" (51 mm)	M8	1

### Magnetic Adapter- 1/4" Diameter

• Drive: Hexagonal

Sold by bag of 5 units

PRODUCT	SIZE	LENGTH	COMPATIBLE SCREWS	QTY/BOX
MD14134PK	1/4"	1 3/4" (44 mm)	#6-7-8	5
MD38134PK	3/8"	1 3/4" (44 mm)	#14	5
MD516134PK	5/16"	1 3/4" (44 mm)	#10-12	5

### Magnetic Phillips Drive Bits

• Drive: Phillips

Sold by unit

PRODUCT	SIZE	LENGTH	COMPATIBLE SCREWS	QTY/BOX
GTP2X3R	#2	3" (76 mm)	#7-8-9	1
GTP3X6R	#3	6" (152 mm)	#10-12	1
GTP3X3R	#3	3" (76 mm)	#10-12	1
GTP1X3R	#1	3" (76 mm)	#5-6-7	1
GTP2X6R	#2	6" (152 mm)	#7-8-9	1
GTP1X6R	#1	6" (152 mm)	#5-6-7	1

## Richelieu Section 4A



# Hand Tools

## Screwdrivers and Screwdriver Bits

### Quadrex Drive Bits

- Drive: Quadrex

Sold by bag of 5 units

PRODUCT	FINISH	SIZE	LENGTH	COMPATIBLE SCREWS	QTY/BOX
QDB11B	Apple Green	#1	1" (25 mm)	#5-6-7	5
QDB12B	Apple Green	#1	2" (51 mm)	#5-6-7	5
QDB21B	Orange	#2	1" (25 mm)	#8-9-10	5
QDB22B	Orange	#2	2" (51 mm)	#8-9-10	5
QDB31B	Brown	#3	1" (25 mm)	#12-14	5
QDB32B	Brown	#3	2" (51 mm)	#12-14	5

### Square Bits

With their rounded shafts for better wood maneuverability

- Can be used with impact tools
- Color ring for easy selection
- Gun metallic finish
- ACR 2 for better hold (where applicable)
- Compatible with professional standard bases
- Advanced coating, essential for the life of the tool

PRODUCT	FINISH	SIZE	LENGTH	COMPATIBLE SCREWS	QTY/BOX
SDB01B	Yellow	#0	1" (25 mm)	#3-4	5
SDB02B	Yellow	#0	2" (51 mm)	#3-4	5
SDB03B	Yellow	#0	3" (76 mm)	#3-4	5
SDB11J	Green	#1	1" (25 mm)	#5-6-7	25
SDB11B	Green	#1	1" (25 mm)	#5-6-7	5
SDB12B	Green	#1	2" (51 mm)	#5-6-7	5
SDB12J	Green	#1	2" (51 mm)	#5-6-7	25
SDB13B	Green	#1	3" (76 mm)	#5-6-7	5
SDB13J	Green	#1	3" (76 mm)	#5-6-7	25
SDMB13B*	Green	#1	3" (76 mm)	#5-6-7	5
SDB16B	Green	#1	6" (152 mm)	#5-6-7	5
SDB16J	Green	#1	6" (152 mm)	#5-6-7	50
SDB18B	Green	#1	8" (203 mm)	#5-6-7	5
SDB21B	Red	#2	1" (25 mm)	#8-9-10	5
SDB21J	Red	#2	1" (25 mm)	#8-9-10	25
SDB22B	Red	#2	2" (51 mm)	#8-9-10	5
SDB22J	Red	#2	2" (51 mm)	#8-9-10	25
SDB23B	Red	#2	3" (76 mm)	#8-9-10	5
SDB23J	Red	#2	3" (76 mm)	#8-9-10	25
SDMB23B*	Red	#2	3" (76 mm)	#8-9-10	5
SDB26J	Red	#2	6" (152 mm)	#7-8-9	50
SDB26B	Red	#2	6" (152 mm)	#8-9-10	5
SDB28B	Red	#2	8" (203 mm)	#8-9-10	5
SDB31B	Black	#3	1" (25 mm)	#8-9-10	5
SDB31J	Black	#3	1" (25 mm)	#8-9-10	25
SDB32B	Black	#3	2" (51 mm)	#12-14	5
SDB32J	Black	#3	2" (51 mm)	#12-14	25
SDB33B	Black	#3	3" (76 mm)	#12-14	5
SDB33J	Black	#3	3" (76 mm)	#12-14	25
SDB36B	Black	#3	6" (152 mm)	#12-14	5

\* Magnetic bit

## Richelieu Section 4A



1  
FRAMELESS  
SHOWER  
HARDWARE

2  
STANDOFFS &  
DECORATIVE  
GLASS SHELF  
HARDWARE

3  
CAULKING,  
INSULATING  
FOAM &  
GLAZING  
SPLINE

4  
TOOLS &  
MACHINERY

5  
SHOP  
SUPPLIES

6  
FASTENERS

7  
MIRROR  
HARDWARE

8  
CABINET &  
FURNITURE  
GLASS  
HARDWARE

9  
DOORS &  
WINDOWS  
HARDWARE

10  
WEATHER  
STRIPPING

11  
SCREEN &  
SCREENING  
SUPPLIES

12  
GLASS  
BALUSTER  
& RAILING

13  
GLASS  
ARCHITECTURAL  
HARDWARE

14  
SLIDING  
DOOR  
SYSTEMS

15  
MOLDINGS

16  
COMMERCIAL  
DISPLAY  
HARDWARE

17  
AUTOMOTIVE

# Hand Tools

## Screwdrivers and Screwdriver Bits

## Richelieu Section 4A

### Richelieu Original Multi-Bit Driver (7 Bits/14 Tips)

The Original bit-load driver is our most popular. Loaded with 7 double ended professional quality bits, this assortment provides 14 of the most popular tips for driving screws. The shaft opening serves as a 1/4" hex driver, hence "15 in 1"!

#### Included Product(s):

- 2 Phillips S2 steel double end bit sizes: 1-2,0-3
- 1 Square (Robertson) S2 steel double end bit sizes: 1-2
- 1 Pozzi S2 steel double end bit size: 1-2
- 2 Torx (Star) S2 steel double end bit sizes: 10-15, 20-25
- 1 Flat (Slot) S2 steel double end bit sizes: 4-6

Sold by unit

PRODUCT	FINISH	QTY/BOX
642004	Red and Black	1

### Richelieu Ratcheting Driver (6 Bits/12 Tips)

The Ratcheting 13 in 1 Driver is made in Canada and is designed with a rubberized cushion grip handle. It features patent pending ZAD 8 Zinc Alloy SOLID-CORE™ ratchet that delivers over 225 inch-lbs of torque strength. A precision 28-Tooth ratchet design makes driving fasteners faster and easier. The only screwdriver bits using 1-inch (25 mm).

The Bit Assortment features 6 popular double end (12 tips) industrial grade durable S2 Steel bits with a HRC of 60 +/- 2. The Shaft opening serves as a 1/4" hexagonal driver.

#### Included Product(s):

- 2 Phillips S2 steel double end bit sizes: 1-2,0-3
- 1 Square (Robertson) S2 steel double end bit sizes: 1-2
- 1 Flat (Slot) S2 steel double end bit sizes: 4-6
- 1 Torx (Star) S2 steel double end bit sizes: 10-15
- 1 Pozzi S2 steel double end bit size: 1-2

Sold by unit

PRODUCT	FINISH	QTY/BOX
642005	Red and Black	1

### Richelieu Square Drive Screwdriver

- Style: Regular Size
- Bit length: 100 mm (3 15/16")

Sold by unit

PRODUCT	FINISH	SIZE	LENGTH	COMPATIBLE SCREWS	QTY/BOX
642105	Green	#1	7 7/8" (200 mm)	#5-6-7	1
642106	Red	#2	7 7/8" (200 mm)	#8-9-10	1

## Saw and Metal Chisels

### Heavy-Duty 12" Hacksaw

- Heavy-duty 12" hacksaw with quick change handle
- Adjustable for 45° and 90° cutting capability
- Supplied with 1 blade

Sold by unit

PRODUCT	QTY/BOX
GTHS6101	1



# Hand Tools

## Saws and Metal Chisels

### Offset Snips

- Offset blades keep hands clear of metal
- Non-slip serrated jaw of molybdenum steel for compound lever action
- Spring-action for fast, effortless feed
- High tensile strength alloy steel handle exceeds hand power limit
- Handy hang-up hole
- Non-slip, textured grips for safety
- Withstands strain of cutting heavy stock and tight curves
- Cuts low carbon cold rolled steel

Sold by unit

PRODUCT	HANDEDNESS	QTY/BOX
GTTS1018	Left hand	1
GTTS1017	Right hand	1

### Tin Snips

Rubberized handles reduce fatigue, increase comfort, control and safety. The blades are hot drop-forged and heat treated for strength and durability, and easily pivot for continuous cutting of sheet metal, plastic, wire and cloth. It has a one hand operated safety latch.

- Yellow cut straight.
- Red cut straight to left.
- Green cut straight to right.

Sold by unit

PRODUCT	COLOR	QTY/BOX
GTTS6055	Green	1
GTTS6048	Red	1
GTTS6031	Yellow	1

## Measuring and Layout

### 8-Inch Digital Protractor

The Wixey Digital Protractors can be used in any plane.

- 0.1 degree resolution, accuracy, and repeatability
- Sets both miter and bevel angles on almost any machine
- Strong magnets on all blade edges for ease of use
- Blades can be tightened for holding measurements


Long legs for added versatility:

- Measure work-piece or construction angles
- Use for marking and layout
- 2" wide x 7/8" thick x 9" long

Sold by unit

PRODUCT	QTY/BOX
91480410	1

## Richelieu Section 4A



1  
FRAMELESS  
SHOWER  
HARDWARE

2  
STANDOFFS &  
DECORATIVE  
GLASS SHELF  
HARDWARE

3  
CAULKING,  
INSULATING  
FOAM &  
GLAZING  
SPLINE

4  
TOOLS &  
MACHINERY

5  
SHOP  
SUPPLIES

6  
FASTENERS

7  
MIRROR  
HARDWARE

8  
CABINET &  
FURNITURE  
GLASS  
HARDWARE

9  
DOORS &  
WINDOWS  
HARDWARE

10  
WEATHER  
STRIPPING

11  
SCREEN &  
SCREENING  
SUPPLIES

12  
GLASS  
BALUSTER  
& RAILING

13  
GLASS  
ARCHITECTURAL  
HARDWARE

14  
SLIDING  
DOOR  
SYSTEMS

15  
MOLDINGS

16  
COMMERCIAL  
DISPLAY  
HARDWARE

17  
AUTOMOTIVE



# Hand Tools

## Measuring and Layout

### Digital Angle Gauge

The Wixey Digital Angle Gauge accurately sets saw blade bevel angles. It has 0.1 degree resolution, and works great for miter saws, table saws and other machinery set up.

Easy to Use:

- Super strong magnets securely attach the digital angle gauge to saw blades
- Press the ZERO button to calibrate the angle gauge to any reference surface

Sold by unit

PRODUCT	QTY/BOX
91480302	1

### Quick Angle Finder

A multi-functional revolutionary new tool for measuring angles and pitches. It's rare to find one tool that will accomplish so much (miter cuts for one and duplications for another). Use this one-in-all tool to compliment and enhance your tool box.

- Replaces a compass, framing squares, rafter squares and many other tools
- The Quick angle® will make a circle up to 24"
- Use Quick angle® to measure any angle easily
- Notches and cutouts 1 1/2" to 6" deep
- Pitches - vertical, horizontal and ridge methods are possible
- Lock the knob in place and draw a line
- Simple to use and easily fits in a pocket

Sold by unit

PRODUCT	QTY/BOX
GT21130	1

## Measuring and Layout - Levels

### PLS180 System

This plumb, level and square laser line level tool is brighter than most rotary lasers at a fraction of the cost. Fast, accurate and portable, the PLS180 Palm laser saves you time and money when your bubble vial level or rotary laser is tool is too cumbersome or too limited for the job.

Included Product(s):

- PLS180 laser unit
- Carrying case
- PLS180 pouch
- Wall bracket
- Operators manual
- Batteries
- 1 year warranty

Sold by unit

PRODUCT	QTY/BOX
GTPLS180	1
GTPLS180SYSTEM*	1

\* SLD laser detector included with GTPLS180SYSTEM

## Richelieu Section 4A



# Hand Tools

## Measuring and Layout - Laser Levels

### PLS360 Tool System with Case and Detector

- Accuracy: +/- 1/8 inch @ 100 feet (3 mm @ 30 meters)
- Working Range: +/- 250' (76 meters) w/ SLD Detector
- Operating time: +35 hrs
- Dimensions: 3-1/8" x 5" x 4 1/2"
- Weight: 2.0 lb
- Power supply: 3 "D" Batteries
- Leveling range: 6 degrees

#### Included Product(s):

- PLS360 laser unit
- Carrying case
- Ceiling wall bracket
- Operating manual
- SLD Laser detector

Sold by unit

PRODUCT	QTY/BOX
GTPLS360SYSTEM	1

### PLS3 Tool with Case

Provides fast and accurate point to point alignment information. Lay out reference points faster than traditional, labor intensive methods. No more swinging plumb bobs. Plumb instantly from floor to ceiling or from 50 feet off the ground! Use PLS as your partner on the job site. Self-leveling: no time wasted with bubble vials. Turn it on and go to work. Take clear, stable reference points indoors and outdoors.

- Working range: +/- 100 feet (30 meters)
- Accuracy (all beams): +/-1/4 inch @ 100 feet (6 mm @ 30 meters)
- Leveling: Automatic
- Self leveling range: 6 degrees
- Power supply: 3 "AA" Batteries
- Operating time: + 30 hrs. continuous
- Dimensions: 1 1/2" x 4 1/2" x 3 1/8"
- Weight: 12 oz. (.33 Kg)


#### Included product(s):

- PLS3 laser unit
- Operating manual
- Wall bracket
- Carrying pouch
- Floor stand
- 1 year warranty

Sold by unit

PRODUCT	QTY/BOX
GTPLS3	1

## Richelieu Section 4A



1  
FRAMELESS  
SHOWER  
HARDWARE

2  
STANDOFFS &  
DECORATIVE  
GLASS SHELF  
HARDWARE

3  
CAULKING,  
INSULATING  
FOAM &  
GLAZING  
SPLINE

4  
TOOLS &  
MACHINERY

5  
SHOP  
SUPPLIES

6  
FASTENERS

7  
MIRROR  
HARDWARE

8  
CABINET &  
FURNITURE  
GLASS  
HARDWARE

9  
DOORS &  
WINDOWS  
HARDWARE

10  
WEATHER  
STRIPPING

11  
SCREEN &  
SCREENING  
SUPPLIES

12  
GLASS  
BALUSTER  
& RAILING

13  
GLASS  
ARCHITECTURAL  
HARDWARE

14  
SLIDING  
DOOR  
SYSTEMS

15  
MOLDINGS

16  
COMMERCIAL  
DISPLAY  
HARDWARE

17  
AUTOMOTIVE

# Hand Tools

## Measuring and Layout - Laser Levels

## Richelieu Section 4A

### PLS4 Laser Tool with Case

The PLS 4 is a plumb, level, and square laser line tool with a combination of up and down points. It is fully self-leveling and has a range of +/-100 feet. Perfect for any alignment or leveling task. The PLS 4 comes with it's own dedicated floor base and magnetic wall bracket. Use outdoors with our exclusive SLD detector which is included in the PLS 4 System.

- Cross line accuracy: +/-1/8" @ 30 feet (+/-3 mm @ 10 meters)
- Point-to-point accuracy: +/-1/4" @ 100 feet (+/-6 mm @ 30 meters)
- Working range: +/-100 feet (outdoor w/detector)
- Weight: 16 oz. (.45 Kg) (including batteries)
- Power supply: 3AA Batteries alkaline or rechargeable
- Dimensions: 2" x 2 1/2" x 4 3/8"
- Leveling range: +/-6 degrees
- Operating time: +25 hours continuous use with single beam; 12.5 Hours both beams
- Class II laser product

#### Included product(s):

- PLS 4 laser unit
- PLS 4 pouch
- Magnetic wall bracket
- Carrying case
- Floor stand
- Operating manual
- Batteries

Sold by unit

PRODUCT	QTY/BOX
GTPLS4	1



### PLS5 Tool

Provides point to point alignment information so you can lay out reference points faster than traditional, labor intensive methods. No more 3-4-5. No more swinging plumb bobs. Plumb instantly from floor to ceiling or from 50 feet off the ground! Use PLS as your partner on the job site: just turn it on and go to work. Self-leveling: no time wasted with bubble vials. Take clear, stable reference points indoors and outdoors.

- Projects laser beams five ways
- Establishes plumb, level, and square
- Weather resistant and durable
- Clearly visible Indoors or outdoors
- Includes pendulum layout target

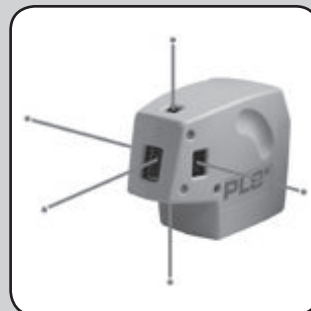
#### Included Product(s):

- PLS5 laser unit
- Magnetic wall bracket
- Pendulum target
- Floor stand
- Compact carrying case
- Operating manual

Exchange program is for over the counter swap for tools requiring repair. ETN's are repaired "Equivalent To New" standard. No downtime!

Sold by unit

PRODUCT	QTY/BOX
GTPLS5	1
GTPLS5ETN	1



# Hand Tools

## Measuring and Layout - Laser Levels

### PLS90 Tool with Case

Fully self leveling, the PLS90 is a unique laser level. No more 3-4-5. Use your PLS90 and our universal base-tripod adapter for fast, accurate and dependable square layout for flooring-tile, framing (metal stud or wood), concrete foundations, pads and more. The PLS 90 from Pacific Laser Systems is an interior and exterior laser level, designed specifically for laying out 90 degree angles. The PLS90 tool comes complete with carrying case, universal base, floor target, and operating manual. The PLS90 system and kit also includes a SLD laser detector.

- Accuracy: +/- 1/8 inch @ 100 feet (3 mm @ 30 meters)
- Working range: +/- 250 feet (76 meters) with SLD detector
- Operating time: 25 hrs
- Dimensions: 5" x 2 1/4" x 4 1/2"
- Weight: 1.7 lb (.77 kg)
- Power supply: 3 "AA" Batteries
- Self leveling range: 6 degrees
- Multiple functions
- No more 3-4-5, sagging string lines, or guesswork
- Get fast, accurate and dependable square layouts
- Use the PLS90 in bright sunlight or interior environments, square on slab or square on slope applications
- Easy to use with a working range of +/- 250 feet, a battery life of up to 30 hours and a self leveling range of 6 degrees
- Use the laser on the ground or on a tripod - save valuable layout time
- PLS lasers are designed by contractors for contractors

#### Included Product(s):

- PLS90 tool
- Carrying case
- Universal base
- Floor target
- Operating manual

Sold by unit

PRODUCT	QTY/BOX
GTPLS90	1

### PLS Elevator Tripod

PLS Elevator Tripod adjustable from 26-Inch to 114-Inch. Made for Interior work and works with all PLS Lasers.

#### Included Product(s):

- Tripod
- Canvas transport bag
- 2 Extension rods
- 5/8" x 11 1/4" x 20" tripod adapter (attached to one of the extension legs)

Sold by unit

PRODUCT	QTY/BOX
GTPLS205	1

## Richelieu Section 4A



# Hand Tools

## Measuring and Layout - Detection Devices

### Commercial Tin Side Detector Lamp

When placed on the tin side of glass, the fluorescing lamp image glows visibly. When placed on the non-tin side, the lamp image appears normal. The instrument can test clear float glass or glass that has other specialty coatings applied to it in most applications.

- Custom designed UV source that is more rugged and efficient than previous models
- Powered by 3-AA Batteries and runs 50% longer than competing models
- Patent-pending stencil insert makes it much easier to get definitive test results in well lit environments
- More durable - successfully drop tested from 5 feet
- Protective rubber boot included
- Momentary power switch helps conserve energy. Users can pulse the power on and off - making it easier to identify the milky white glow when placed on the tin side of glass

Sold by unit

PRODUCT	QTY/BOX
GTTS1320	1

### Digital Tin Side Detector

The new digital Tin Side Detector offers a new technology for identifying the tin surface of float glass. This new detector boasts a number of advantages over traditional bulb-style detectors.

- By placing the meter on both sides of the glass, the instrument will immediately determine which surface is the tin surface
- The user no longer has to interpret the reflection of a bulb-style lamp on the surface of the glass to make a subjective guess as to which surface is the tin side
- The TS2300 can be used in any lighting conditions
- More rugged, portable and energy efficient than previous products of its kind
- No need to frequently replace bulbs or batteries with this exciting new product
- Uses common 9-volt battery.

Sold by unit

PRODUCT	QTY/BOX
GTTS2300	1

### Glass-Check +

Double pane thickness measurement:

- Measure glass, air space and overall IG thickness of double pane windows - all at the single push of a button. The GTGC2001 works with single pane applications as well

Single pane Low-E sensor:

- Detect the presence of Low-E Coatings on the nearest lite of glass. Also determine whether the coating is on surface 1 or surface 2 of the glass

Enhanced compatibility means more applications:

- The Glass-Chek+ is compatible with tinted glass and the newest Low-E coatings, and the thickness range has been expanded to 1.5 inches. The GC2001 is also now compatible with automotive (windshield) applications

Completely portable:

- Powered by a common (and easily replaceable) 9-volt battery, the GLASS-CHEK+ goes where you go. With the included protective carrying case, you don't have to worry about the meter getting damaged in the field

Multiple display formats:

- You can set up the glass thickness meter to display measurement results in the format that works best for you. Choose from fractions (in inches), hundredths of an inch, decimal millimeters and more. Display example in fractions below

- Larger, easier to read display
- For triple pane applications and full Low-E detection capabilities, see the Glass-Chek PRO (GTGC3000)

Sold by unit

PRODUCT	QTY/BOX
GTGC2001	1

## Richelieu Section 4A



# Hand Tools

## Measuring and Layout - Detection Devices

### Glass-Chek PRO

The Glass-Chek PRO has a number of advantages over previous models. New and improved features include:

New - Triple pane thickness measurement:

- Measure glass, air space and overall IG thickness of triple pane windows - all at the single push of a button. The GC3000 works with single and double pane applications as well

Full Low-E detection capabilities:

- The Glass-Chek PRO is a fully equipped Low-E coating detector capable of locating a Low-E coating on any surface of a double pane window from a single side. There's no need to perform a test on both sides of a window because the Glass-Chek PRO tests the entire window with a single test. This is a major advantage while testing multi-story buildings where you only have access to the inside of the window

Enhanced compatibility means more applications:

- The Glass-Chek PRO has an expanded thickness range of 1.5 (improved from 1.2) inches and is compatible with residential and commercial glass. It's also compatible with new Low-E coatings, suspended film (i.e. Heat Mirror), tinted glass, laminated glass with Low-E coating against the laminate layer, and most commercial reflective glass. No other product in the world can handle this combination of applications

Multiple display formats:

- Set up the Glass-Chek PRO to display measurement results in the format that works best for you. Choose from actual values or rounded to ASTM Standards in fractions (in inches), thousandths of an inch, decimal millimeters and more. See product photo below for display example in fractions

Sold by unit

PRODUCT	QTY/BOX
GTGC3000	1

### Low-E Coating Detector

The ETEKT + Low-E Coating detector is the industry standard for instruments detecting the presence and location of thermal resistant coatings (Low E) used on energy efficient single and dual lite glass and window assemblies. The ETEKT+ is a rugged handheld device that is accurate, easy to use, and rarely requires calibration. Place the unit flat on the glass surface, press the button and read the results.

- Confirms the invisible Low-E coating is properly installed into your double pane IG units with a single test from a single side. You can also test a triple pane window by testing both sides of the window. For full triple pane Low-E detection, see the Glass-Chek PRO
- Ensures proper orientation of the Low-E coated glass during IG fabrication so it is not damaged by the brushes of the glass washer
- Proves to the customer that the invisible, money saving Low-E coating is present on their windows before installation
- New: Low Battery Indicator. The Low-E detector will indicate that the battery needs replaced by blinking the LED indicators
- New: A new temperature stability program maintains accurate results across a wider range of temperatures

Sold by unit

PRODUCT	QTY/BOX
GTAE1601	1

### Low-E Contact Meter

The CM1030 is a simple instrument that detects any conductive surface, including Low-E coatings on single sheets of glass. The tester has 4 non-scratch pads on the back-side of the meter that allow you to test for conductive coatings. Simply press the meter against a piece of glass to determine if the surface you are touching contains any conductive (Low-E) coatings. Unique design allows you to easily test hard coat (pyrolytic) or soft coat (sputter) Low-E coatings. Because of the ultra-sensitive design, the meter is even capable of detecting most coatings that are protected by a thin protective dielectric coating. To operate the meter, simply press the back side of the meter against the glass. If you are touching the conductive Low-E coating, the indicator will light to signal the coating is on the top surface. A battery test push-button is included for your convenience.

Application: An ideal product for the manufacturing environment. For production environments where hand-held products tend to disappear, and you need to purchase larger quantities of meters, the low cost GTCM1030 is a great addition. Due to the simplicity of the meter, production personnel do not require extensive training to understand the meters indication. The GTCM1030 is great for identifying the orientation of the Low-E glass as it is being placed into the washers or assembled into insulating glass assemblies.

Sold by unit

PRODUCT	QTY/BOX
GTCM1030	1

## Richelieu Section 4A



1  
FRAMELESS  
SHOWER  
HARDWARE

2  
STANDOFFS &  
DECORATIVE  
GLASS SHELF  
HARDWARE

3  
CAULKING,  
INSULATING  
FOAM &  
GLAZING  
SPLINE

4  
TOOLS &  
MACHINERY

5  
SHOP  
SUPPLIES

6  
FASTENERS

7  
MIRROR  
HARDWARE

8  
CABINET &  
FURNITURE  
GLASS  
HARDWARE

9  
DOORS &  
WINDOWS  
HARDWARE

10  
WEATHER  
STRIPPING

11  
SCREEN &  
SCREENING  
SUPPLIES

12  
GLASS  
BALUSTER  
& RAILING

13  
GLASS  
ARCHITECTURAL  
HARDWARE

14  
SLIDING  
DOOR  
SYSTEMS

15  
MOLDINGS

16  
COMMERCIAL  
DISPLAY  
HARDWARE

17  
AUTOMOTIVE



# Hand Tools

## Measuring and Layout - Detection Devices

### Low-E Single Pane Detector

Glass Detector senses the presence (or absence) and location of thermally resistant coatings used on single strength and double strength energy efficient glass (maximum air space of 1/2 inch (12.7 millimeters). This helps to ensure windows are manufactured correctly. Simple indicator lights check clear, near, or far surfaces.

- Reduce costly mistakes in manufacturing
- Identify Low-E coating in the field quickly
- Use as a sales tool to promote Low-E

Sold by unit

PRODUCT	QTY/BOX
GTAE3600	1

### Programmable Coating Detector

Program the meter to detect first surface coatings: Users can store calibrations of new coatings that can be tested in the field. After testing the new coating, the instrument displays whether the coating is detectable or not. Calibrations for these new coatings can be stored and even uniquely named. Then the coating can be selected from the menu system and detected. Consult the manufacturer for customized applications of the instrument. Detect up to 23 uniquely named coatings. Manage the coatings by adding, deleting or updating them at anytime (this includes the pre-loaded coatings). If the manufacturer makes changes to a coating, the meter can easily be re-calibrated in the field for the new coating. If the OPTO-CLEAN software detects the build-up of dirt on the lens that could affect the accuracy of the reading, the meter displays a warning that instructs the user to clean the lens. The warning stops once the lens is cleaned, so the operator knows the meter is working properly. The meter includes a single pane Low-E coating detector that will operate during all measurements testing surface 1 and 2 of the nearest pane of glass. LED indicators confirm the coating location.

The meter comes pre-loaded with the ability to detect:

- Low-E coatings (single pane)
- Tin side of clear (uncoated) float glass
- Self-clean coatings (Pilkington Activ® and PPG Sunclean®)
- Guardian ShowerGuard® coatings
- Guardian DiamondGuard® coatings
- Guardian surface 4 Low-E coatings (IS15 & IS20)
- Cardinal surface 4 Low-E coatings (i81 & i89)
- PPG AR (anti-reflective) coatings
- Saint-Gobain Bioclean® coatings

Sold by unit

PRODUCT	QTY/BOX
GTRX1550	1

### Strengthened/Tempered Glass Detector

Confirms if your single or double pane glass has been strengthened. Strengthened glass can include Heat Strengthened Glass, Tempered Glass and Safety Glass. It is also sometimes referred to as "Toughened Glass." Tests single or multiple panes. On double pane glass, you can test both panes at the same time. This is especially helpful with installed windows when one side of the glass is difficult or impossible to get to and also offers huge time savings and efficiency in the factory. Identify thickness of the first pane of glass. To use, simply slide the meter across the glass and conveniently watch the reflections from the glass head on. As the meter crosses stress lines in the glass (caused by the strengthening process), the resulting surface reflections from our wide array of light sources will change color. The special optics of the SG2700 product provide a robust change in color, and is great for applications where the stress lines are more difficult to view.

- Rugged LED technology allows the SG2700 to stand up to bumps and drops in the field. Filament lamp based technology as a light source is fragile and can break easily if it is dropped in the field. The use of LEDs in the SG2700 eliminates the need for expensive repairs and downtime caused by damaged instruments
- Specialized optics allow users to view the surface reflections head-on. There is no need to tilt your head to a specific angle to view the strengthened glass test results
- Energy efficient design. The SG2700 is powered by a standard 9-volt alkaline battery that is simple to purchase and replace. There are no inconvenient power cords involved. An automatic power-down feature also further extends battery life

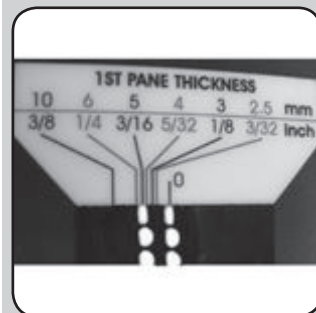
Included Product(s):

- Light blocking cloth for extreme lighting conditions is included
- Also comes with a protective carrying case

Sold by unit

PRODUCT	QTY/BOX
GTS2700	1

## Richelieu Section 4A





# Hand Tools

## Measuring and Layout - Detection Devices

### Tin Side Detector

Our NEW Tin Side Detector allows you to determine the tin side of float glass. The instrument can test clear float glass or glass that has other specialty coatings applied to it in most applications. During the production of float glass, one side of the molten glass comes into contact with a bath of molten tin. Traces of tin or tin oxide metal are deposited on the surface of glass as it is removed from the molten tin bath. This surface of the glass is identified as the "TIN SIDE" surface of the glass. The opposite side of the glass is denoted as the "AIR SIDE". The presence of the tin is invisible to the human eye. Glass processors find it beneficial to know which surface of the glass is the tin side surface, since the tin side of the glass results in a smoother surface (among other reasons). When the Tin Side Detector lamp is placed on the tin side surface, the tin will fluoresce and produce a milky white image that is visible to the human eye. If you place the lamp on the non-tin side of the glass, the lack of tin results in no fluorescence and therefore only the duller image of the lamp is seen.

- This new design is powered by only 3-AA batteries (included), however it runs 50% longer than competing models. This new instrument is centered around a custom designed UV source that is more rugged and efficient than previous models. A VALUABLE tool for laminated glass, screen printing, tempered glass, and specialty coating applications.
- Even while adding features and improving the quality from our previous tin side detector, we've kept the price the same. The GTTS1301 is budget friendly and a valuable tool suitable for most applications. For more demanding work environments, see the Commercial Model #GTTS1320.

Sold by unit

PRODUCT	QTY/BOX
GTTS1301	1

## Measuring and Layout - Line Lasers

### Laser Measure

Instant information for most common laser measure functions, including area, distance, length, volume, continuous measurement and addition/subtraction. User doesn't need two measurements to get the third for area measurement. Back lighting allows user to see information in dark areas with better resolution. Handy pocket-size design that makes unit easy to use anywhere. Measuring distance extends to 135'. with +/- 1/16 in. accuracy.

- Area, distance, length, volume, continuous measurement, addition
- Stores up to 10 measurements
- Backlight for increased visibility
- Pocket size for easy access anywhere

#### Included Product(s):

- Package includes pouch, hand strap, target cards and 2 x AAA batteries

Sold by unit

PRODUCT	QTY/BOX
BSGLM40	1

### Self-Leveling Cross-Line Laser

- Horizontal and vertical line modes - projects two lines independently or together for a wide array of level and/or alignment applications
- One button operation - easily select between horizontal, vertical, and cross line modes or turn the tool on/off
- Flexible mounting device - conveniently clamps to multiple surfaces for quick and easy setup
- Smart pendulum leveling system - self-levels, senses and indicated out-of level condition; switch slider to lock for transport

#### Included Product(s):

- (1) MM 2 Flexible mounting device
- (2) AA Batteries

Sold by unit

PRODUCT	QTY/BOX
BSGLL2	1

## Richelieu Section 4A



1  
FRAMELESS  
SHOWER  
HARDWARE

2  
STANDOFFS &  
DECORATIVE  
GLASS SHELF  
HARDWARE

3  
CAULKING,  
INSULATING  
FOAM &  
GLAZING  
SPLINE

4  
TOOLS &  
MACHINERY

5  
SHOP  
SUPPLIES

6  
FASTENERS

7  
MIRROR  
HARDWARE

8  
CABINET &  
FURNITURE  
GLASS  
HARDWARE

9  
DOORS &  
WINDOWS  
HARDWARE

10  
WEATHER  
STRIPPING

11  
SCREEN &  
SCREENING  
SUPPLIES

12  
GLASS  
BALUSTER  
& RAILING

13  
GLASS  
ARCHITECTURAL  
HARDWARE

14  
SLIDING  
DOOR  
SYSTEMS

15  
MOLDINGS

16  
COMMERCIAL  
DISPLAY  
HARDWARE

17  
AUTOMOTIVE

# Hand Tools

## Measuring and Layout - Measuring Tapes

### Auto-Lock Metric/Standard Tape Measure

The new ProCarpenter AutoLock tape measure has all the great features of the original ProCarpenter plus the new autolock and super-ergonomic design. Simply pull the blade out and it will stay in place. To retract the blade, just push the button and you're good to go!

- Write on the tape measure, erase with a thumb
- Lever action belt clip
- Loaded sharpener
- Type of Measure: Metric and imperial

Sold by unit

PRODUCT	LENGTH	WIDTH	QTY/BOX
916411	16' (4877 mm)	1" (25 mm)	1

### Lefty/Righty Story Pole ProCarpenter Tape Measure

ProCarpenter Tape Measures are developed with 7 innovative features: Lever action belt clip, Pencil sharpener, dual locking system, erasable notepad, heavy-duty 1-inch blade, high-contrast tape and rugged compact design.

- Write on the tape measure, erase with a thumb
- Type of Measure: Imperial

Sold by unit

PRODUCT	LENGTH	WIDTH	QTY/BOX
916417	16' (4877 mm)	1" (25 mm)	1
916427	25' (7620 mm)	1" (25 mm)	1

### Metric/Standard ProCarpenter Tape Measure

ProCarpenter Tape Measures are developed with 7 innovative features: Lever action belt clip, pencil sharpener, dual locking system, erasable notepad, heavy-duty 1-inch blade, high-contrast tape and rugged compact design.

- Write on the tape measure, erase with a thumb
- Type of Measure: Metric and imperial

Sold by unit

PRODUCT	LENGTH	WIDTH	QTY/BOX
916413	12' (3658 mm)	5/8" (16 mm)	1
916415	16' (4877 mm)	1" (25 mm)	1
916425	25' (7620 mm)	1" (25 mm)	1

### ProCarpenter AutoLock Tape Measure

The ProCarpenter AutoLock tape measure has all the features of the original ProCarpenter, plus the auto-lock and super-ergonomic design. Simply pull the blade out and it stays in place; then push the release button to retract the blade.

ProCarpenter Tape Measures are developed with 7 innovative features: Lever action belt clip, pencil sharpener, dual locking system, erasable notepad, heavy-duty 1-inch blade, high-contrast tape and rugged compact design.

- Write on the tape measure, erase with a thumb
- Type of Measure: Imperial

Sold by unit

PRODUCT	LENGTH	WIDTH	QTY/BOX
916416	16' (4877 mm)	1" (25 mm)	1

## Richelieu Section 4A



# Hand Tools

## Measuring and Layout - Measuring Tapes

### Reversible Improved Peel and Stick Tape Measure

This peel-and-stick tape measure puts a tape ruler right where you need it. The flat 16' tape measure is printed on both sides allowing for left or right read. Simply adhere the included SpeedTape to one side of the tape and stick it on!

Application: Workbenches, saw fences and tables and fabrication shops

Sold by unit

PRODUCT	TYPE OF MEASURE	LENGTH	WIDTH	QTY/BOX
917424	Imperial	16' (5 m)	7/8" (22 mm)	1
917425	Metric / Imperial	16' (5 m)	7/8" (22 mm)	1

### Standard ProCarpenter Tape Measure

ProCarpenter Tape Measures are developed with 7 innovative features: Lever action belt clip, pencil sharpener, dual locking system, erasable notepad, heavy-duty 1-inch blade, high-contrast tape and rugged compact design.

- Write on the tape measure, erase with a thumb
- Type of Measure: Imperial

Sold by unit

PRODUCT	LENGTH	WIDTH	QTY/BOX
916418	16' (4877 mm)	1" (25 mm)	1
916419	25' (7620 mm)	1" (25 mm)	1

### Story Pole ProCarpenter Tape Measure

ProCarpenter Tape Measures are developed with 7 innovative features: Lever action belt clip, pencil sharpener, dual locking system, erasable notepad, heavy-duty 1-inch blade, high-contrast tape and rugged compact design.

- Write on the tape measure, erase with a thumb
- Type of Measure: Imperial

Sold by unit

PRODUCT	LENGTH	WIDTH	QTY/BOX
916412	16' (4877 mm)	1" (25 mm)	1
916414	25' (7620 mm)	1" (25 mm)	1

## Measuring and Layout - Scanners

### Digital Multi-Scanner

- Multi-mode detection for wood studs, metal objects (rebar, studs and steel/copper pipes) and live wiring
- Illuminated graphical LCD display to indicate mode, detection strength, and more
- Deep metal-detection capability detects steel up to 4 3/4" (120 mm) deep in cured concrete
- Automatic center finder for locating the center of a detected wood or metal object
- 3 selection modes (wood, metal, and AC wiring) with automatic calibration for easy and precise detection
- Audible detection signal with on/off button
- Ergonomic soft-grip for a comfortable, secure grip
- Illuminated ring indicates detection status

Application: Use to detect wood studs, metal objects (rebar, studs, and steel/copper pipes) and live wiring.

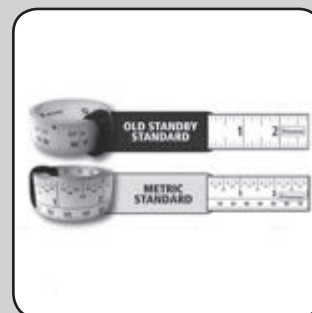
Included Product(s):

- 2-year warranty
- 1 hand strap
- 1 9 V battery

Sold by unit

PRODUCT	QTY/BOX
BSGMS120	1

## Richelieu Section 4A



# Hand Tools

## Measuring and Layout - Measuring Tools

### Glass Caliper Tool for IG Units

Manual glass thickness measuring device for single and double glazed units (IGs). Designed to fit around PVC (vinyl) and aluminum frame doors and windows - also with reflective device for measuring each pane in a double glazed unit - mm only. Easy, inexpensive tool for quick on-site checks. Great for truck stock and installers.

Sold by unit

PRODUCT	QTY/BOX
GT2304345	1

### Glass Thickness Gauge

This gauge measures glass thicknesses from 1/16" - 1" (2 mm to 25 mm) as well as the space between panes 15/16" (up to 24 mm) of double glazing. Also suitable for installed windows, works on the basis of the glass pane reflection. Available in metric only.

Sold by unit

PRODUCT	MATERIAL	QTY/BOX
GTTG649	Plastic	1

### Laser Glass Thickness Gauge

The 'MIG' Laser Glass Thickness Gauge is a durable tool used to measure glass and air space thickness in sealed insulating glass units. Lasers reflected off the surfaces of glass appear on the graduated scale of the gauge. These reflections allow you to easily determine the thickness of the glass, as well as the air space separating the pieces of glass in a sealed IG assembly. The measurements are taken from a single side of the IG unit and no additional tools are necessary. Easily measure glass thickness, air space, overall IG thickness, individual panes of glass in a laminated assembly, and triple pane assemblies. The gauge also has been successfully tested for measuring thickness of mirrors. Thin size of scales allows operator to carry numerous scales inside the carrying case and always be prepared for any glass application experienced in the field or factory. One set of metric and imperial scale is included with the meter. GTMG1503 is a replacement part containing one of each type of scales.

Application:

- IG units (triple glazed)
- IG units (double glazed)
- Single pane float glass
- Clear
- Low-E
- Tempered
- Reflective
- Bronzed
- Tinted
- Laminated
- Bullet-proof
- Mirrors


Included Product(s):

- Two standard AAA alkaline batteries
- Black nylon carrying case

Sold by unit

PRODUCT	TYPE	QTY/BOX
GTMG1503	Dual Scales	1
GTMG1500	Gauge	1

## Richelieu Section 4A



# Hand Tools

## Measuring and Layout - Rules

### Brass Straight Edge Holder

Practical help when cutting long dimensions. This product safely secures the straight edge and offers precise positioning by an adjustable square. Also used for positioning measuring instruments, displays or other products.

- Suction cup Ø 2 1/8" (Ø 55 mm).

Sold by unit

PRODUCT	QTY/BOX
GTSE670	1

### Grip Strip Tape

Black Grip-Strip prevents straight edges and squares from slipping on the glass while cutting. 1/32" thickness prevents them from scratching the glass. It will not leave a residue. A single spring clamp at each end is all that is needed. Comes in a 25 foot roll form, so you can easily apply it to almost anything.

Sold by unit

PRODUCT	FINISH	LENGTH	WIDTH	QTY/BOX
GTSE1100	Black	25' (7.6 m)	1/2" (12 mm)	1

### Phenolic Straight Edge

These tough and durable phenolic straight edges are made to last and withstand rough handling and usage. There is never a worry about fracturing or chipping. The edges are ground meticulously to produce cuts on glass. There are no numerical markings or calibrations on face. A must for every glass shop.

Sold by unit

PRODUCT	LENGTH	WIDTH	THICKNESS	QTY/BOX
GTSE96	8' (2.4 m)	2 7/8" (73 mm)	1/2" (12 mm)	1
GTSE144	12' (3.7 m)	2 7/8" (73 mm)	1/2" (12 mm)	1

## Screen Repair Tools

### Double-end Screen Rollers Hand Tool

For repeat tasks, twice the usability of single-end tools, one tool has two functions. Nylon or heavy duty steel wheels, double forks, enclosed bearings.

Sold by unit

PRODUCT	ROLLER MATERIAL	SPLINE ROLLER DIAMETER	SPLINE ROLLER WIDTH	SCREEN CLOTH ROLLER DIAMETER	SCREEN CLOTH ROLLER WIDTH	QTY/BOX
GTSR12155	Nylon	2" (51 mm)	3/32" (2 mm)	2 1/2" (635 mm)	1/16" (2 mm)	1
GTSR12120	Nylon	2" (51 mm)	1/8" (3 mm)	2" (635 mm)	3/32" (2 mm)	1
GTSR13290	Steel	2" (51 mm)	3/32" (2 mm)	2 1/2" (635 mm)	1/16" (2 mm)	1
GTSR13310	Steel	1-1/2" (38 mm)	1/8" (3 mm)	2 1/2" (635 mm)	1/16" (2 mm)	1
GTSR13320	Steel	2" (51 mm)	1/8" (3 mm)	2" (51 mm)	1/16" (2 mm)	1
GTSR13292	Steel	2" (51 mm)	5/32" (4 mm)	2" (51 mm)	1/16" (2 mm)	1

## Richelieu Section 4A



1  
FRAMELESS  
SHOWER  
HARDWARE

2  
STANDOFFS &  
DECORATIVE  
GLASS SHELF  
HARDWARE

3  
CAULKING,  
INSULATING  
FOAM &  
GLAZING  
SPLINE

4  
TOOLS &  
MACHINERY

5  
SHOP  
SUPPLIES

6  
FASTENERS

7  
MIRROR  
HARDWARE

8  
CABINET &  
FURNITURE  
GLASS  
HARDWARE

9  
DOORS &  
WINDOWS  
HARDWARE

10  
WEATHER  
STRIPPING

11  
SCREEN &  
SCREENING  
SUPPLIES

12  
GLASS  
BALUSTER &  
RAILING

13  
GLASS  
ARCHITECTURAL  
HARDWARE

14  
SLIDING  
DOOR  
SYSTEMS

15  
MOLDINGS

16  
COMMERCIAL  
DISPLAY  
HARDWARE

17  
AUTOMOTIVE

# Hand Tools

## Screen Repair Tools

### Economy Double Screen Roller Hand Tool

A combination tool with wood handle, steel convex, and concave rollers used to install most screening materials and vinyl spline into window screen frame. Ideal for counter sales or light production use.

- Spline size: 0.115 - 0.165"

Sold by unit

PRODUCT	Ø	WIDTH	QTY/BOX
GTSR10000	1 5/16" (33 mm)	3/32" (2 mm)	1

### Ergonomic Fork Concave Nylon Roller

Requires less wrist bending to reach awkward areas and allows for a more comfortable hand position.

- Spline size: 0.115 - 0.145"

Sold by unit

PRODUCT	Ø	WIDTH	QTY/BOX
GTSR12003	2" (51 mm)	3/32" (2 mm)	1

### Flat Seam Roller

Steel seam roller with polished steel wheels and enclosed bearings. Flat edge, slightly rounded corners, double forks.

Sold by unit

PRODUCT	QTY/BOX
GTSR02040	1

### Single Spline Concave Roller

Everhard's concave edge spline rollers are designed for screen retainer spline installation. These professional tools have enclosed ball bearings for smooth running action and steel forks. The options below are available on most rollers. 5" wood handle and straight double forks are standard.

Sold by unit

PRODUCT	ROLLER MATERIAL	THICKNESS	ROLLER DIAMETER	QTY/BOX
GTSR12640	Nylon	3/32" (2 mm)	1 1/2" (38 mm)	1
GTSR12000	Nylon	3/32" (2 mm)	2" (51 mm)	1
GTSR12010	Nylon	1/8" (3 mm)	2" (51 mm)	1
GTSR12020	Nylon	5/32" (4 mm)	2" (51 mm)	1
GTSR07300	Steel	3/32" (2 mm)	2" (51 mm)	1

## Richelieu Section 4A



# Hand Tools

## Screen Repair Tools

### Soft Grip Concave Nylon Roller

Soft grip roller with plastic handle that is larger, easier to grasp, and more comfortable than a wood handle.

- Spline size: 0.115 - 0.145"

Sold by unit

PRODUCT	ROLLER DIAMETER	ROLLER WIDTH	QTY/BOX
GTSR12004	2" (51 mm)	3/32" (2 mm)	1

## Applicators - Caulking Applicator

### Caulking Applicator Tool Set

High quality applicator tools that will not scratch glass. Two different sized sets of four applicators available. SAG505 for small applicators and SAG505L for large applicators.

Sold by unit

PRODUCT	QTY/BOX
SAG505	1
SAG505L	1

## Applicators - Glazing Shovels

### Glazing Shovel Premium Plastic

Plastic Bohle glazing shovel has a wooden handle and features a softer head which helps avoid scratches.

Sold by unit

PRODUCT	LENGTH	WIDTH	QTY/BOX
GTS5400	10 13/16" (275 mm)	2 19/32" (66 mm)	1

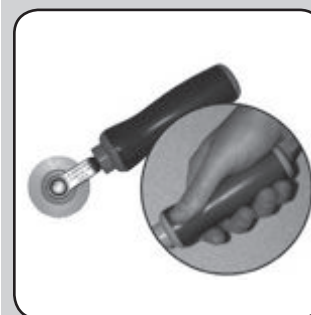
### Glazing Shovel Premium Plastic

No more broken or shelled glass when walking into opening. Excellent replacement for lead and metal pry bars! Made of shock-proof plastic with solid, blue, easy-grip handle.

Sold by unit

PRODUCT	FINISH	LENGTH	WIDTH	QTY/BOX
GTS5300	Blue	11" (280 mm)	2 15/16" (75 mm)	1

## Richelieu Section 4A



1  
FRAMELESS  
SHOWER  
HARDWARE

2  
STANDOFFS &  
DECORATIVE  
GLASS SHELF  
HARDWARE

3  
CAULKING,  
INSULATING  
FOAM &  
GLAZING  
SPLINE

4  
TOOLS &  
MACHINERY

5  
SHOP  
SUPPLIES

6  
FASTENERS

7  
MIRROR  
HARDWARE

8  
CABINET &  
FURNITURE  
GLASS  
HARDWARE

9  
DOORS &  
WINDOWS  
HARDWARE

10  
WEATHER  
STRIPPING

11  
SCREEN &  
SCREENING  
SUPPLIES

12  
GLASS  
BALUSTER  
& RAILING

13  
GLASS  
ARCHITECTURAL  
HARDWARE

14  
SLIDING  
DOOR  
SYSTEMS

15  
MOLDINGS

16  
COMMERCIAL  
DISPLAY  
HARDWARE

17  
AUTOMOTIVE



# Hand Tools

## Applicators - Putty Knives

### 1 1/8" Putty Knife

Heavy gauge tool with steel blade, bent to a 35° angle, extends through wood handle. Blade width 1 1/8" (29 mm).

Sold by unit

PRODUCT	QTY/BOX
GTPK7001	1

### 3/4" Glazier Putty Knife, Bent

This narrow blade knife is ideal for vertical glazing. It has a one piece, high carbon steel blade riveted to a polished hardwood handle. Knife has a heavy metal holster and hanging grommet.

Sold by unit

PRODUCT	BEND ANGLE	QTY/BOX
GTPK7280	20 Degrees	1
GTPK7282	35 Degrees	1

### Bohle Lead Putty Knife

Lead putty knife by Bohle. Light-colored wooden handle.

Sold by unit

PRODUCT	LENGTH	QTY/BOX
GTK4010	3 5/16" (100 mm)	1

### Hacking Knife with plastic handle

Putty hacking knife with plastic handle.

Sold by unit

PRODUCT	LENGTH	WIDTH	QTY/BOX
GTK4071	3 3/4" (95 mm)	1 3/16" (30 mm)	1

## Richelieu Section 4A



# Hand Tools

## Applicators - Putty Knives

### Lead Putty Knife

Crescent shape knife with light-colored wooden handle.

Sold by unit

PRODUCT	LENGTH	QTY/BOX
GTK4012	3 15/16" (100 mm)	1

### Lead Putty Knife "Don Carlos"

Shown in light wood handle, actual knife is a forged black wooden handle with lead inlay.

Sold by unit

PRODUCT	LENGTH	QTY/BOX
GTK4011	3 15/16" (100 mm)	1

### Premium Lead Putty Knife "Don Carlos"

Crescent shape- light-coloured wooden handle.

Sold by unit

PRODUCT	LENGTH	QTY/BOX
GTK4013	3 15/16" (100 mm)	1

### Premium Putty Knife with Pointed, Continuous Blade

Spear point, highly polished, continuous blade European putty knife. Black polished wooden handle.

Sold by unit

PRODUCT	LENGTH	WIDTH	QTY/BOX
GTK4019	4 1/8" (105 mm)	1 1/16" (27 mm)	1

## Richelieu Section 4A



1  
FRAMELESS  
SHOWER  
HARDWARE

2  
STANDOFFS &  
DECORATIVE  
GLASS SHELF  
HARDWARE

3  
CAULKING,  
INSULATING  
FOAM &  
GLAZING  
SPLINE

4  
TOOLS &  
MACHINERY

5  
SHOP  
SUPPLIES

6  
FASTENERS

7  
MIRROR  
HARDWARE

8  
CABINET &  
FURNITURE  
GLASS  
HARDWARE

9  
DOORS &  
WINDOWS  
HARDWARE

10  
WEATHER  
STRIPPING

11  
SCREEN &  
SCREENING  
SUPPLIES

12  
GLASS  
BALUSTER  
& RAILING

13  
GLASS  
ARCHITECTURAL  
HARDWARE

14  
SLIDING  
DOOR  
SYSTEMS

15  
MOLDINGS

16  
COMMERCIAL  
DISPLAY  
HARDWARE

17  
AUTOMOTIVE

# Hand Tools

## Applicators - Putty Knives

### Professional Putty Knives

The 4200 Professional Series of quality putty knives, wall scrapers, and taping knives. Black nylon solvent-resistant handle is designed for maximum safety and dependability. High-carbon, precision-ground steel blade is lacquered to prevent rust and extends through handle. The brass-plated, solid steel nail setting head can be used for setting drywall nails and other hammering jobs.

Sold by unit

PRODUCT	BLADE	WIDTH	QTY/BOX
GTPK4243	Bent	1 1/4" (32 mm)	1
GTPK4231	Chisel	1 1/4" (32 mm)	1
GTPK4202	Flexible	1 1/4" (32 mm)	1
GTPK4201	Stiff	1 1/4" (32 mm)	1

### Separating Knife for Sealed Units

Sickle-shaped knife with inner cutting edge for removing sealed units .

Sold by unit

PRODUCT	LENGTH	QTY/BOX
GTK51414	3 5/32" (80 mm)	1

## Scrapers

### 12" Razor Scraper Knife

12" extended scraper, handle stores extra blades. Comes with 3 blades.

Sold by unit

PRODUCT	QTY/BOX
GTRS4120	1

### EZ Glazer

Eliminate the need for putty or razor knives with the EZ Glazer deglazing tool. This "pizza-style" cutter has a 2 1/2" diameter blade designed to slice through silicone, foam tape, butyl tape and other flexible bedding materials. The cutting blade lies flat on the glass surface and slides into the glazing pocket. Tool has a plastic guard to protect user's hand. Blade and hand guard are replaceable.

Sold by unit

PRODUCT	TYPE OF TOOLS	QTY/BOX
GTDEGLAZER	Cutting Tool	1
GTDEGLAZER1	Replacement Blade	1

## Richelieu Section 4A



# Hand Tools

## Scrapers

### Metal Razor Scraper

Retractable blade in aluminum handle. Reduces fatigue on fingers and increases safety when cutting with razor blades.

Sold by unit

PRODUCT	QTY/BOX
GTRS4122	1

### Plastic Razor Scraper

Fluorescent colored plastic razor holders. High visibility colors for easy identification and locating. Colors will be shipped random.

- Lightweight plastic handle is great for hard-to-reach areas
- Comes with standard metal single edge razor blade
- Replace with more standard single edge blades or plastic scraper blades

Sold by unit

PRODUCT	QTY/BOX
GTRS100	1

## Miscellaneous

### Adjustable Spanner Wrench

The Adjustable Spanner Wrench is ideal for tightening and adjusting fittings on Laguna sliding door systems.

Sold by unit

PRODUCT	LENGTH	QTY/BOX
GTSW19	6" (152 mm)	1

### Inflatable Air Cushion WINBAG

The WINBAG® is a very powerful hand-operated inflatable air cushion made of fiber-reinforced material that will save you countless hours on the jobsite. It is designed to provide a maximum pressure of up to 135 kg (300 lbs.) and can be used in conjunction with shims and wedges in a wide variety of applications. The WINBAG® gives the user infinite adjusting possibilities; save time installing windows, positioning heavy doors and leveling furniture, kitchen cabinets and household appliances just to name a few practical uses.

Application: Installation of windows, mounting heavy doors and upgrading furniture, kitchen cupboards and electrical appliances.

Sold by unit

PRODUCT	QTY/BOX
915400	1

## Richelieu Section 4A



1  
FRAMELESS  
SHOWER  
HARDWARE

2  
STANDOFFS &  
DECORATIVE  
GLASS SHELF  
HARDWARE

3  
CAULKING,  
INSULATING  
FOAM &  
GLAZING  
SPLINE

4  
TOOLS &  
MACHINERY

5  
SHOP  
SUPPLIES

6  
FASTENERS

7  
MIRROR  
HARDWARE

8  
CABINET &  
FURNITURE  
GLASS  
HARDWARE

9  
DOORS &  
WINDOWS  
HARDWARE

10  
WEATHER  
STRIPPING

11  
SCREEN &  
SCREENING  
SUPPLIES

12  
GLASS  
BALUSTER  
& RAILING

13  
GLASS  
ARCHITECTURAL  
HARDWARE

14  
SLIDING  
DOOR  
SYSTEMS

15  
MOLDINGS

16  
COMMERCIAL  
DISPLAY  
HARDWARE

17  
AUTOMOTIVE

# Hand Tools

## Miscellaneous

### RB50 Fitting Swivel Nut Wrench

HR-RB50 Fitting Swivel Nut Wrench is used for tightening swivel nuts.

Sold by unit

PRODUCT	QTY/BOX
GTSNW3	1

### Screwdriver Magnetizer/Demagnetizer

Used to magnetize and demagnetize screwdrivers.

Sold by blister of 5 units

PRODUCT	FINISH	QTY/BOX
47838R	Black	Blister of 5 units

# Window and Frame Points

### CornerPro Nail, Framing Nails

The patented joining nails are designed to apply forces which hold the frame pieces firmly together creating a tight joint. Select the nail length which comes no closer to the top of the frame than 3/16" to 1/4".

Sold by unit

PRODUCT	SIZE	USE	QTY/BOX
GTPD08322	3/8" (10 mm)	Hardwood	1
GTPD08323	1/2" (12 mm)	Hardwood	1
GTPD08329	5/8" (16 mm)	Softwood	1

### Frame Master Point Gun

A professional quality point driver that won't double feed or jam. The Frame Master tool drives points into frames with ease. The magazine holds 100 stacked points which are driven into the frame, one at a time, flat against the surface. Uses "Framers" Fletcher points #GTPD1026..

Sold by unit

PRODUCT	QTY/BOX
GTPD1050	1

## Richelieu Section 4A



# Window and Frame Points

## Frame Master Waxless Spear Points

These stacked spear points are designed to lay flat to hold glass firmly. They will not split frames or rip backing.

Sold by unit

PRODUCT	TYPE	LENGTH	QTY/BOX
GTPD1026	Frainers	5/8" (16 mm)	1
GTPD1025	Glazier's	3/8" (10 mm)	1

## Glazier Master Point Gun

Glazier Master gun fires perfectly flat into window frame.

- Precision firing, fires one point at a time
- Tension adjustment allows you to tweak firing power
- Easy to load magazine holds 100 points for reduced down time
- Uses GTPD1025 Fletcher Points

Sold by unit

PRODUCT	QTY/BOX
GTPD1090	1

## Wax Free Stacked Points

Points for wood frames, window sash and mirrors.

Sold by unit

PRODUCT	POINTS	LENGTH	QTY/BOX
GTPD2101	#1 Diamond	3/8" (10 mm)	1
GTPD2102	#2 Diamond	1/2" (12 mm)	1
GTPD1212	#5 Triangle	3/8" (10 mm)	1

## Zinc Coated Steel Push Points

No special tools are needed. Simply push the points in with a putty knife, chisel or screwdriver. Points have super sharp edges for easy sash penetration. Use push points for wood sash glazing, greenhouses, picture frames, and mirrors.

Note:

GTPD3517 sold by retail box. 10 retail packages in a display carton containing 50 points per package.

GTPD3518 sold by one pound bulk carton containing approximately 1300 points.

Sold by unit

PRODUCT	FINISH	QTY/BOX
GP17MR	Zinc	Blister of 20 units
4528XR	Zinc	Blister of 40 units
GTPD3517	Zinc	Display box of 500 units (10 x 50 units)
GP17	Zinc	Box of 1000 units
GTPD3518	Zinc	Box of 1300 units

## Richelieu Section 4A



**1**  
FRAMELESS  
SHOWER  
HARDWARE

**2**  
STANDOFFS &  
DECORATIVE  
GLASS SHELF  
HARDWARE

**3**  
CAULKING,  
INSULATING  
FOAM &  
GLAZING  
SPLINE

**4**  
TOOLS &  
MACHINERY

**5**  
SHOP  
SUPPLIES

**6**  
FASTENERS

**7**  
MIRROR  
HARDWARE

**8**  
CABINET &  
FURNITURE  
GLASS  
HARDWARE

**9**  
DOORS &  
WINDOWS  
HARDWARE

**10**  
WEATHER  
STRIPPING

**11**  
SCREEN &  
SCREENING  
SUPPLIES

**12**  
GLASS  
BALUSTER  
& RAILING

**13**  
GLASS  
ARCHITECTURAL  
HARDWARE

**14**  
SLIDING  
DOOR  
SYSTEMS

**15**  
MOLDINGS

**16**  
COMMERCIAL  
DISPLAY  
HARDWARE

**17**  
AUTOMOTIVE

**NOTES**



# Suction Cups

## Simple Suction Cups

### 10" Refurbished Vacuum Pump Cup - Metal Handle

- Durable metal handle
- Deep, concave pad for easy attachment on curved or irregular nonporous surfaces
- Red-line indicator warns user of any vacuum loss
- Check valve allows repumping without loss of remaining vacuum
- Release valve lever permits quick and complete release
- Load Capacity: 174 lb (79 kg)
- Pad Type: Concave

#### Included Product(s):

- Supplied with protective carrying case

Sold by unit

PRODUCT	Ø	QTY/BOX
914791810	10" (254 mm)	1

### 10" Vacuum Cup with ABS Handle

- Lightweight, heavy-duty ABS handle
- Fast attachment on smooth, nonporous flat surfaces
- Red-line indicator warns user of any vacuum loss
- Check valve allows repumping without loss of remaining vacuum
- Release valve lever permits quick and complete release
- Easily replaceable handle / release valve and plunger
- Load Capacity: 174 lb (79 kg)
- Pad Type: Concave
- Model Number: N6000

#### Included Product(s):

- 1 carrying case

Sold by unit

PRODUCT	MATERIAL	Ø	QTY/BOX
914791760	Steel, rubber, and ABS	10" (254 mm)	1

### 10" Vacuum Cup with Metal Handle

- Durable metal handle
- Fast attachment on smooth, nonporous flat surfaces
- Red-line indicator warns user of any vacuum loss
- Check valve allows repumping without loss of remaining vacuum
- Release valve lever permits quick and complete release
- Load Capacity: 174 lb (79 kg)
- Pad Type: Concave
- Model Number: N6450

#### Included Product(s):

- 1 carrying case

Sold by unit

PRODUCT	MATERIAL	Ø	QTY/BOX
914791800	Steel and rubber	10" (254 mm)	1

### 3" x 6" Vacuum Cup with Handi-Grip Handle

- For handling small to medium size loads, such as glass, sheet metal, and plastics
- Oblong shape allows attachment on long, narrow objects
- Attaches to flat or slightly curved, smooth, nonporous surfaces
- Red-line indicator warns user of any vacuum loss
- Check valve allows repumping without loss of remaining vacuum
- Lift tab on pad edge permits instant release
- Load Capacity: 40 lb (18 kg)
- Model Number: RF36HG

Sold by unit

PRODUCT	MATERIAL	LENGTH	WIDTH	QTY/BOX
914791270	Aluminum and rubber	6" (152 mm)	3" (76 mm)	1

## Richelieu Section 4B



# Suction Cups

## Simple Suction Cups

### 4 1/2" Vacuum Cup with Threaded Stud

- Durable polycarbonate accessory mount with threaded stud for attaching equipment
- Compatible with Flexible Arms and other mounting accessories by RAM Mounts
- Studs available in various lengths
- Provides a reliable, temporary vacuum mount, without drilling holes
- Attaches to flat or curved, smooth, nonporous surfaces
- Rubber vacuum pad will not mark or damage most surfaces
- Red-line indicator warns user of any vacuum loss
- Check valve allows repumping without loss of remaining vacuum
- Lift tabs on vacuum pad edges permit instant release
- Load Capacity: 40 lb (18 kg)
- Pad Type: Concave
- Model Number: LJ45AMP1420T38L

#### Included Product(s):

- Supplied with vacuum pad protector

Sold by unit

PRODUCT	FINISH	Ø	THREAD	QTY/BOX
914791200	Black	4 1/2" (114 mm)	1/4-20 x 3/8"	1

### 4 1/2" Vacuum Cup with Aluminum Handle

Easily lifts and positions a wide variety of items, including windshields, stone tiles and sheet materials.

- Rugged and convenient aluminum handle
- Red-line indicator warns user of any vacuum loss
- Check valve allows repumping without loss of remaining vacuum
- Lift tabs on pad edges permit instant release
- Load Capacity: 40 lb (18 kg)
- Pad Type: Concave
- Model Number: LJ45HG

#### Included Product(s):

- Supplied with pad protector

Sold by unit

PRODUCT	MATERIAL	Ø	QTY/BOX
914791220	Aluminum and rubber	4 1/2" (114 mm)	1

### 6" Vacuum Cups with Rigid Handle

- For gripping smooth, curved panels
- Offset, fixed handle helps prevent load from swinging or changing orientation when lifted
- Strong enough for most jobs, yet small enough to fit in a tool box or large pocket
- Red-line indicator warns user of any vacuum loss
- Check valve allows repumping without loss of remaining vacuum
- Lift tabs on vacuum pad edges permit instant release
- Load Capacity: 71 lb (32 kg)
- Pad Type: Concave
- Model Number: TL6RH

#### Included Product(s):

- Supplied with vacuum pad protector

Sold by unit

PRODUCT	MATERIAL	Ø	QTY/BOX
914791320	Steel and rubber	6" (152 mm)	1

## Richelieu Section 4B



# Suction Cups

## Simple Suction Cups

### 6" Vacuum Cup with Vertical Handle

- Durable metal handle, designed for convenient hand placement
- Large-volume vacuum pump for quick attachment on curved or flat surfaces
- Red-line indicator warns user of any vacuum loss
- Check valve allows repumping without loss of remaining vacuum
- Lift tabs on vacuum pad edges permit instant release
- Load Capacity: 66 lb (30 kg)
- Pad Type: Concave
- Model Number: LJ6VH

#### Included Product(s):

- Supplied with vacuum pad protector

Sold by unit

PRODUCT	MATERIAL	Ø	QTY/BOX
914791380	Steel and rubber	6" (152 mm)	1

### 6" Vacuum Cup with Aluminum Handi-Grip Handle

Easily lifts and positions a wide variety of items, including windshields, stone tiles and sheet materials. For gripping smooth, curved or flat nonporous surfaces.

- Rugged and convenient aluminum handle
- Red-line indicator warns user of any vacuum loss
- Check valve allows repumping without loss of remaining vacuum
- Lift tabs on pad edges permit instant release
- Concave pad protector
- Load Capacity: 71 lb (32 kg)
- Pad Type: Concave
- Model Number: TL6HG

#### Included Product(s):

- Supplied with pad protector

Sold by unit

PRODUCT	MATERIAL	Ø	QTY/BOX
914791316	Aluminum and rubber	6" (152 mm)	1

### 8" Flat Vacuum Cup with Metal Handle for Textured Surfaces

Specially designed vacuum pad uses softer rubber for attaching to textured or irregular surfaces. Item has a durable metal handle and has a red-line indicator for vacuum loss warning. Fast attachment on smooth nonporous surfaces and features a quick release lever.

- Load Capacity: 77 lb (35 kg)
- Pad Type: Flat
- Model Number: N4950TS

#### Included Product(s):

- Supplied with protective carrying case

Sold by unit

PRODUCT	MATERIAL	Ø	QTY/BOX
914791506	Steel and rubber	8" (203 mm)	1

## Richelieu Section 4B



# Suction Cups

## Simple Suction Cups

### 8" Flat Vacuum Cup with ABS Handle and Deglazing Tool

- Combines Wood's Powr-Grip N4000 vacuum cup with Deglazing Tool apparatus for removing mirrors glued to walls and windows affixed in frames with butyl
- Increases control and safety by reducing user fatigue caused by jerking and injury caused by falling glass during deglazing operations
- Helps reduce damage to surrounding surfaces, such as vanity tops, bathroom fixtures, window sills, and walls
- 30" [760 mm] pry bar provides adequate leverage and control during removal procedure
- N4000 vacuum cup will not mark or damage most surfaces
- N4000 vacuum cup attaches to smooth, flat, nonporous surfaces
- Comes with 1 3/4" x 4 1/4" [50 x 110 mm] low-marking, natural rubber pad, to spread pressure over more than 7 sq. inches [47 sq. cm] of the surrounding material, preventing damage to most surfaces
- N4000 vacuum cup doubles as standard lifting cup when Deglazing Tool apparatus is removed
- Red-line indicator warns user of any significant vacuum loss in N4000 vacuum cup
- Check valve allows repumping without loss of remaining vacuum in N4000 vacuum cup
- Release valve on N4000 handle allows quick removal from glass
- Load Capacity: 126 lb (57 kg)
- Pad Type: Flat
- Model Number: N4000DGT

#### Included Product(s):

- N4000 vacuum cup supplied with protective carrying case

Sold by unit

PRODUCT	MATERIAL	Ø	QTY/BOX
914791408	Steel and rubber	8" (203 mm)	1

### 9" Vacuum Cup with Metal Handle

- Durable metal handle
- Fast attachment on smooth, nonporous flat surfaces
- Red-line indicator warns user of any vacuum loss
- Check valve allows repumping without loss of remaining vacuum
- Release valve lever permits quick and complete release
- Load Capacity: 150 lb (68 kg)
- Pad Type: Concave
- Model Number: N5450CS

#### Included Product(s):

- 1 carrying case

Sold by unit

PRODUCT	MATERIAL	Ø	QTY/BOX
914791720	Steel and rubber	9" (230 mm)	1

### 9" Flat Vacuum Cup with Metal Handle

- Durable metal handle
- Fast attachment on smooth, nonporous flat surfaces
- Red-line indicator warns user of any vacuum loss
- Check valve allows repumping without loss of remaining vacuum
- Release valve lever permits quick and complete release
- Load Capacity: 150 lb (68 kg)
- Model Number: N5450

#### Included Product(s):

- 1 carrying case

Sold by unit

PRODUCT	MATERIAL	Ø	QTY/BOX
914791700	Steel and rubber	9" (230 mm)	1

## Richelieu Section 4B



## Suction Cups

### Simple Suction Cups

#### HOD Handle on Demand

Stop straining your back trying to lift heavy stuff-- suck it up! With our single HOD (Handle on Demand), just fasten the suction pads to any non-porous surface and move it, lift it, place it, or transport it. You decide!

- Load Capacity: 99 lb (45 kg)
- Pad Type: Flat

#### Included Product(s):

- 1 carrying case

Sold by unit

PRODUCT	FINISH	Ø	QTY/BOX
918828	Black	4 5/8" (120 mm)	1

#### Rebuilt 9" Vacuum Pump Cup - Metal Handle

- Durable metal handle
- Fast attachment on smooth, nonporous flat surfaces
- Flexible pad edge for materials that may bend or flex when lifted
- Red-line indicator warns user of any vacuum loss
- Check valve allows repumping without loss of remaining vacuum
- Release valve lever permits quick and complete release
- Load Capacity: 150 lb (68 kg)

#### Included Product(s):

- Supplied with protective carrying case

Sold by unit

PRODUCT	MATERIAL	Ø	QTY/BOX
914791710	Steel and rubber	9" (230 mm)	1

#### Refurbished 8" Vacuum Pump Cup - Metal Handle

- Durable metal handle
- Fast attachment on smooth, nonporous flat surfaces
- Red-line indicator warns user of any vacuum loss
- Check valve allows repumping without loss of remaining vacuum
- Release valve lever permits quick and complete release
- Load Capacity: 126 lb (57 kg)
- Pad Type: Flat

#### Included Product(s):

- Supplied with protective carrying case

Sold by unit

PRODUCT	Ø	QTY/BOX
914791510	8" (203 mm)	1

#### Single Finger Suction Lifter

The rubber one finger suction cup is ideal for light objects or raising glass corners for a better grip. Cup has specially designed release tabs. Suitable for glass, metal, coated wood, marble, etc.

- Press-on Style Cups Little Grabber
- Load Capacity: 4 lb (1.8 kg)

Sold by unit

PRODUCT	MATERIAL	Ø	QTY/BOX
GTLC3824	Rubber	2 1/8" (54 mm)	1

## Richelieu Section 4B



1  
FRAMELESS  
SHOWER  
HARDWARE

2  
STANDOFFS &  
DECORATIVE  
GLASS SHELF  
HARDWARE

3  
CAULKING,  
INSULATING  
FOAM &  
GLAZING  
SPLINE

4  
TOOLS &  
MACHINERY

5  
SHOP  
SUPPLIES

6  
FASTENERS

7  
MIRROR  
HARDWARE

8  
CABINET &  
FURNITURE  
GLASS  
HARDWARE

9  
DOORS &  
WINDOWS  
HARDWARE

10  
WEATHER  
STRIPPING

11  
SCREEN &  
SCREENING  
SUPPLIES

12  
GLASS  
BALUSTER  
& RAILING

13  
GLASS  
ARCHITECTURAL  
HARDWARE

14  
SLIDING  
DOOR  
SYSTEMS

15  
MOLDINGS

16  
COMMERCIAL  
DISPLAY  
HARDWARE

17  
AUTOMOTIVE

# Suction Cups

## Simple Suction Cups

### Two Fingers Rubber Suction Lifter

This two finger rubber lifter aids in handling small pieces of glass. Worn on the first and second fingers, the Knuckle Saver Lifter stays out of the way to handle other objects without having to take it off of your hand. Two release tabs are built into the sides for easy removal from your glass.

- Press-on Style Cups Knuckle Saver
- Load Capacity: 10 lb (4.5 kg)

Sold by unit

PRODUCT	FINISH	MATERIAL	Ø	QTY/BOX
GTLC3825	Black	Rubber	3 1/4" (83 mm)	1

### Vacuum Cups with Handi-Grip Handle

Easily lifts and positions a wide variety of items, including windshields, stone tiles and sheet materials. For gripping smooth, flat nonporous surfaces.

- Rugged and convenient aluminum handle
- Red-line indicator warns user of any vacuum loss
- Check valve allows repumping without loss of remaining vacuum
- Lift tabs on pad edges permit instant release
- Press-on Style Cups Knuckle Saver
- Load Capacity: 71 lb (32 kg)
- Pad Type: Flat
- Model Number: LP6HG

Included Product(s):

- Supplied with pad protector.

Sold by unit

PRODUCT	MATERIAL	Ø	QTY/BOX
914791335	Aluminum and rubber	6" (152 mm)	1

### Vacuum Cup with ABS Handle - Diameter: 8"

- Lightweight, heavy-duty ABS handle
- Fast attachment on smooth, nonporous flat surfaces
- Red-line indicator warns user of any vacuum loss
- Check valve allows repumping without loss of remaining vacuum
- Release valve lever permits quick and complete release
- Easily replaceable handle / release valve and plunger
- Pad Type: Flat
- Model Number: N4000
- Finish: Black

Included Product(s):

- 1 carrying case

Sold by unit

PRODUCT	MATERIAL	Ø	LOAD CAPACITY	QTY/BOX
914791400	Steel, rubber and ABS	8" (203 mm)	121 lb (55 kg)	1
914791410	Steel, rubber and ABS	8" (203 mm)	123 lb (56 kg)	1

### Vacuum Cup with Metal Handle

- Durable metal handle
- Fast attachment on smooth, nonporous flat surfaces
- Red-line indicator warns user of any vacuum loss
- Check valve allows repumping without loss of remaining vacuum
- Release valve lever permits quick and complete release
- Load Capacity: 126 lb (57 kg)
- Pad Type: Flat
- Model Number: N4950

Included Product(s):

- 1 carrying case

Sold by unit

PRODUCT	MATERIAL	Ø	QTY/BOX
914791500	Steel and rubber	8" (203 mm)	1

## Richelieu Section 4B





## Suction Cups

### Simple Suction Cups

#### VERIBOR Blue Line 1-Cup Suction Lifter

VERIBOR Blue Line Vacuum Cup for handling loads of all kinds and suitable for all materials with smooth, flat, air-tight surfaces such as glass, plastic, metal, coated wood, marble. Made with high quality materials, strong durable aluminum together with the ergonomic, user-friendly plastic handle that allows 1 handed operation. Awarded the prestigious "red dot" design award.

- Load Capacity: 66 lb (30 kg)

Sold by unit

PRODUCT	Ø	QTY/BOX
GTVERIBOR1M	4 3/4" (120 mm)	1

#### Double Suction Cups

#### Double Suction Cup Lift Handle - Aluminum

Universal Vacuum Cups for handling all kinds of loads. Makes working with unwieldy parts quicker and more effective. Suitable for all materials with smooth, flat, airtight surfaces such as glass and plastic.

- Load Capacity: 132 lb (60 kg)
- Pad Type: Flat

Sold by unit

PRODUCT	FINISH	MATERIAL	Ø	QTY/BOX
D010394	Satin Aluminum	Aluminum	4 3/4" (120 mm)	1

#### Double Suction Cup Lift Handle - Nylon

For handling all kinds of loads. Makes working with unwieldy parts quicker and more effective.

- Load Capacity: 132 lb (60 kg)
- Pad Type: Flat

Application: Suitable for all materials with smooth, flat, airtight surfaces such as glass, plastic, metal, coated wood, marble, etc.

Sold by unit

PRODUCT	FINISH	MATERIAL	Ø	QTY/BOX
D010358	Yellow	Nylon	4 1/2" (114 mm)	1

#### Double Suction Cup Lift Handle - HOD Handle

Stop straining your back trying to lift heavy objects. These dual suction pads fasten to any non-porous surface to move, lift, place, or transport...as needed.

- Load Capacity: 200 lb (91 kg)
- Material: ABS
- Pad Type: Flat

Sold by unit

PRODUCT	FINISH	Ø	QTY/BOX
918827	Black	4 5/8" (118 mm)	1

## Richelieu Section 4B



1  
FRAMELESS  
SHOWER  
HARDWARE

2  
STANDOFFS &  
DECORATIVE  
GLASS SHELF  
HARDWARE

3  
CAULKING,  
INSULATING  
FOAM &  
GLAZING  
SPLINE

4  
TOOLS &  
MACHINERY

5  
SHOP  
SUPPLIES

6  
FASTENERS

7  
MIRROR  
HARDWARE

8  
CABINET &  
FURNITURE  
GLASS  
HARDWARE

9  
DOORS &  
WINDOWS  
HARDWARE

10  
WEATHER  
STRIPPING

11  
SCREEN &  
SCREENING  
SUPPLIES

12  
GLASS  
BALUSTER  
& RAILING

13  
GLASS  
ARCHITECTURAL  
HARDWARE

14  
SLIDING  
DOOR  
SYSTEMS

15  
MOLDINGS

16  
COMMERCIAL  
DISPLAY  
HARDWARE

17  
AUTOMOTIVE



# Suction Cups

## Triple Suction Cups

### Triple Aluminum Suction Cup Lift

Universal Vacuum 3-Cup Lift for handling all kinds of loads. Makes working with unwieldy parts quicker and more effective.

- Load Capacity: 220 lb (100 kg)

Application: Suitable for all materials with smooth, flat, airtight surfaces such as glass and plastic.

Sold by unit

PRODUCT	FINISH	MATERIAL	Ø	QTY/BOX
D010361	Satin Aluminum	Aluminum	4 3/4" (120 mm)	1

### Heavy Load Suction Cups

#### Forklift Adapter

This Forklift Adapter is designed for applications where a forklift is desired, such as installations under eaves and commercial, indoor applications, where using a crane is not possible.

- Load Capacity: 700 lb (318 kg)

Sold by unit

PRODUCT	WIDTH	QTY/BOX
914795722	1/4" (6 mm)	1

#### MRT411LDC Manual Rotator Lifter

Features:


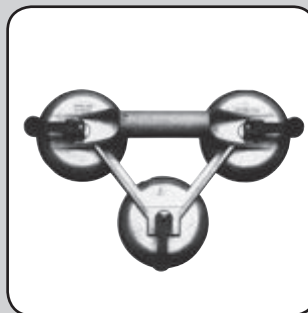
- 4 lipped pads
- Low vacuum warning light
- On-board battery and charger
- Battery energy gauge
- Vacuum gauge
- Vacuum line filter
- Vacuum reserve tank
- Spring-mounted pads
- Movable pad mounts
- Extension arms

- Operating Power: 12 V
- Load Capacity: 122 lb (55 kg)

Sold by unit

PRODUCT	Ø	QTY/BOX
914797786	11" (280 mm)	1

## Richelieu Section 4B



# Suction Cups

## Heavy Load Suction Cups

### MRTALPR Series Cladding Lifter

Panel Master Vacuum Lifter, low profile manual rotator/tilter 600 with pad frame t-arm assemblies. Features 4 foam rubber vacuum pads.

In addition to a low-profile design, the Vacuum Lifter feature flexible vacuum pads, moving pad mounts and adjustable pad frame T-arm assemblies. These advantages makes them ideal for installing insulated metal panels, composite panels and cold storage panels, as well as wall, roof and other architectural panels. Optional pad frame extensions and rocker arms increase capacity and support, when needed to install long and heavy roof panels. Other standard features include a Dual Vacuum System and an 18 amp-hour battery. The dual-circuit vacuum system helps reduce the risk of accidental load release, whereas the long-lasting battery significantly extends run time - eliminating the need for frequent recharging and providing more time to get the job done.

- Adjustable-position lift spool
- Dual vacuum system
- Low vacuum strobe light
- Low vacuum warning buzzer
- Green lift light
- On-board 18 amp-hour battery and charger
- Battery energy gauge
- Vacuum gauges
- Vacuum line filters
- Vacuum reserve tanks
- Blow-off for quick release
- Pad frame T-arm assemblies
- Sliding vacuum pad mounts
- Spring-mounted vacuum pads
- Operating Power: 12 V
- Load Capacity: 600 lb (272 kg)

Sold by unit

PRODUCT	QTY/BOX
914797736	1

### P11104DC Channel Lifter

In addition to a modular design, these Powr-Grip vacuum lifters provide 180° rotation and 90° tilt, for expandability and a full range of load motion at the installation site or on the shop floor.

Channel Lifters are comprised of one or more Pad Channels and interchangeable Lift Frames for manually rotating and tilting materials. These vacuum lifters may be ordered as complete units or as individual components to expand existing Channel Lifter systems. Lift Frames are available in single-channel or double-channel styles. Pad Channels can be switched from one frame to another in minutes.

Includes four 11" round lipped vacuum pads.

Each pad channel features:

- On-board battery and charger
- Battery energy gauge
- Low vacuum warning light
- Vacuum gauge
- Vacuum line filter
- Vacuum reserve tank
- Operating Power: 12 V
- Load Capacity: 700 lb (318 kg)

Included Product(s):

- Pad Channels: Each channel features an independent, on-board vacuum generating system, including vacuum pump, vacuum controls and all standard features listed above.

Sold by unit

PRODUCT	WIDTH	QTY/BOX
914796831	3/16" (5 mm)	1

## Richelieu Section 4B



1  
FRAMELESS  
SHOWER  
HARDWARE

2  
STANDOFFS &  
DECORATIVE  
GLASS SHELF  
HARDWARE

3  
CAULKING,  
INSULATING  
FOAM &  
GLAZING  
SPLINE

4  
TOOLS &  
MACHINERY

5  
SHOP  
SUPPLIES

6  
FASTENERS

7  
MIRROR  
HARDWARE

8  
CABINET &  
FURNITURE  
GLASS  
HARDWARE

9  
DOORS &  
WINDOWS  
HARDWARE

10  
WEATHER  
STRIPPING

11  
SCREEN &  
SCREENING  
SUPPLIES

12  
GLASS  
BALUSTER  
& RAILING

13  
GLASS  
ARCHITECTURAL  
HARDWARE

14  
SLIDING  
DOOR  
SYSTEMS

15  
MOLDINGS

16  
COMMERCIAL  
DISPLAY  
HARDWARE

17  
AUTOMOTIVE

## Suction Cups

### Heavy Load Suction Cups

#### MRT4 and MRT6 Protective Travel Case

Wood's Powr-Grip is pleased to announce the arrival of its NEW MRT4 & MRTA6 cases. Precisely designed to fit the Wood's Powr-Grip MRT4 and MRTA6 vacuum lifters, this heavy duty plastic case makes handling the lifter faster, easier and more efficient, whether in the shop or on the job site. The protective case also helps prevent incidental damage to your vacuum lifter during transport and while storing it in the shop when not in use.

Made from 100% recycled HDPE plastic, this new protective shipping case for the MRT4 and the MRTA6 vacuum lifters features twin sheet, vacuum formed construction, making it very durable, as well as waterproof. Inside, the case features a custom formed inner tray that enables the case to accommodate the MRT4 or MRTA6 vacuum lifter. A future tray is planned for the MRTALP6 vacuum lifter, as well. On the end of the tray, a special area has been specifically designed to house extension arms for these lifters.

Mounting points crafted into the inside lid of the case enable you to hang up to 4 extra vacuum pads with mounts, as may be needed for the lifter model and options selected. The case has internal nylon straps to hold the vacuum lifter and extension arms firmly in place, preventing them from rattling around while in transit. On the exterior of the case, heavy rubber straps securely hold the lid in place, to protect the equipment inside from the elements and jostling about during shipping.

Handles are molded into both ends of the black plastic case to facilitate manual handling of the vacuum lifter. Wheels have been incorporated on one end to make short distance movement of the vacuum lifter manageable by one worker. Forklift access has been designed into all four sides of the case for more expedient loading and unloading, and special grooves have been molded into the exterior to make multiple cases stackable.

Sold by unit

PRODUCT	LENGTH	WIDTH	THICKNESS	QTY/BOX
914753006	67 3/8" (1.7 m)	44 1/4" (1.1 m)	24 1/2" (622 mm)	1

#### P1 Protective Shipping Case

Vacuum formed from ABS plastic, the inner tray of the case is shaped to match the footprint of the P1 channel lifter. Three integrated nylon straps hold the lifter securely in place during transport, to prevent damage to controls or gauges. The exterior of the case is designed so as to leave forklift access points on the bottom, while molded handles on both ends ease handling. Nylon straps with sturdy plastic buckles firmly hold the two sections (top and bottom) of the case together, and an inside lip helps seal the case from the elements. Additionally, the case has been designed with exterior ribs to make stacking multiple units a breeze.

- Designed specifically for shipping and storing Powr-Grip P11104, P11004 and P1HV1104 Vacuum Lifters
- Durable thermo-formed ABS construction
- Three straps on inside of case hold vacuum lifter firmly in place
- Eight plastic buckles attached to nylon straps hold case in closed position
- Handles molded into the case structure enable convenient handling
- Ribbed exterior of case enables easy stacking of multiple lifters
- Case design incorporates grooves on the bottom to facilitate forklift handling

Sold by unit

PRODUCT	MATERIAL	QTY/BOX
914753005	ABS	1

## Richelieu Section 4B



# Suction Cups

## Accessories

### 11" Side-Feed Vacuum Pad

Standard rubber vacuum pad. Powr-Grip's standard rubber is our most affordable and widely used compound, with superior performance in a variety of temperatures and environments. This compound also features excellent abrasion resistance.

- Pad Type: Flat / Lipped

Sold by unit

PRODUCT	MATERIAL	Ø	QTY/BOX
914749646T	Rubber	11" (280 mm)	1

### Nylon Pad Cover for 9-11" Pads

Pad cover designed for large vacuum pads.

Sold by unit

PRODUCT	MATERIAL	Ø	QTY/BOX
914729353	Nylon	9 to 11" (230 to 280 mm)	1

### Vacuum Pad Replacement

Sold by unit

PRODUCT	MATERIAL	Ø	QTY/BOX
D010360	Rubber	4 1/2" (114 mm)	1

### Vacuum Lifter Battery

Battery: 12 Volts DC - 7 Amp-Hours.

Sold by unit

PRODUCT	QTY/BOX
914764664	1

## Richelieu Section 4B



1  
FRAMELESS  
SHOWER  
HARDWARE

2  
STANDOFFS &  
DECORATIVE  
GLASS SHELF  
HARDWARE

3  
CAULKING,  
INSULATING  
FOAM &  
GLAZING  
SPLINE

4  
TOOLS &  
MACHINERY

5  
SHOP  
SUPPLIES

6  
FASTENERS

7  
MIRROR  
HARDWARE

8  
CABINET &  
FURNITURE  
GLASS  
HARDWARE

9  
DOORS &  
WINDOWS  
HARDWARE

10  
WEATHER  
STRIPPING

11  
SCREEN &  
SCREENING  
SUPPLIES

12  
GLASS  
BALUSTER  
& RAILING

13  
GLASS  
ARCHITECTURAL  
HARDWARE

14  
SLIDING  
DOOR  
SYSTEMS

15  
MOLDINGS

16  
COMMERCIAL  
DISPLAY  
HARDWARE

17  
AUTOMOTIVE

**NOTES**

# Shop Supplies

## Two-Sided Foam Tape

### Section 5A



## Maintenance Products and Cleaners

### Section 5B



## Rags, Paper Towels, Bathroom Tissues and Dispensers

### Section 5C



## Glass Polishing and Sanding Accessories

### Section 5D



## Glass Polishing and Etching Accessories

### Section 5E



## Safety Products and Accessories

### Section 5F



## Packaging, Tapes and Dispensers

### Section 5G



## Safety Film and Mirror Backing

### Section 5H



## Glues for Glass, Acrylics and Mirrors

### Section 5I



## Aerosol Spray Paint

### Section 5J



## FRAMELESS SHOWER HARDWARE

1

## STANDOFFS & DECORATIVE GLASS SHELF HARDWARE

2

## CAULKING, INSULATING FOAM & GLAZING SPLINE

3

## TOOLS & MACHINERY

4

## SHOP SUPPLIES

5

## FASTENERS

6

## MIRROR HARDWARE

7

## CABINET & FURNITURE GLASS HARDWARE

8

## DOORS & WINDOWS HARDWARE

9

## WEATHER STRIPPING

10

## SCREEN & SCREENING SUPPLIES

11

## GLASS BALUSTER & RAILING

12

## GLASS ARCHITECTURAL HARDWARE

13

## SLIDING DOOR SYSTEMS

14

## MOLDINGS

15

## COMMERCIAL DISPLAY HARDWARE

16

## AUTOMOTIVE

17

# SECTION 5

# Two-Sided Foam Tape

## Structural Double-sided Foam Tapes

### Double-Face Tape

Mounting tape is a combination of urethane foam and acrylic adhesive. It offers superior adhesion and high sheer holding power. This tape retains strength under extreme heat and cold conditions and will not peel or absorb moisture. Apply to clean, dry, surfaces, smooth or irregular.

- Mirror Mounting Tape
- Adhesive Type: Acrylic
- Optimal Adhesion on Glass and Mirror
- Material: Urethane Foam

Sold by roll

PRODUCT	FINISH	LENGTH	WIDTH	THICKNESS	QTY/BOX
SAMT7210	White	216' (66 m)	1/2" (12 mm)	1/32" (1 mm)	1
SAMT7218	White	216' (66 m)	3/4" (19 mm)	1/32" (1 mm)	1
SAMT7219	White	216' (66 m)	1" (25 mm)	1/32" (1 mm)	1
SAMT7216	White	108' (33 m)	1/2" (12 mm)	1/16" (2 mm)	1
SAMT7217	White	108' (33 m)	3/4" (19 mm)	1/16" (2 mm)	1
SAMT7215	White	108' (33 m)	1" (25 mm)	1/16" (2 mm)	1

### Double-sided Foam Glazing Tape

Double sided foam glazing tape is engineered with a cross-linked PE foam carrier and an acrylic adhesive system. Especially designed for window glazing applications, this products unique construction allows for flexibility and softness in application.

- Adhesive Type: Acrylic
- Usage/Activity: Structural windows
- Liner: Vinyl/Blue PVC
- Standards and Certifications: AAMA
- Material: Polyethylene

Sold by roll

PRODUCT	FINISH	LENGTH	WIDTH	THICKNESS	QTY/BOX
SAFT03125B	Black	150' (46 m)	1/4" (6 mm)	1/16" (2 mm)	1
SAFT03116B	Black	150' (46 m)	3/8" (10 mm)	1/16" (2 mm)	1
SAFT03126B	Black	150' (46 m)	1/2" (12 mm)	1/16" (2 mm)	1
SAFT03118B	Black	75' (23 m)	3/8" (10 mm)	1/8" (3 mm)	1
SAFT03122B	Black	75' (23 m)	1/2" (12 mm)	1/8" (3 mm)	1
SAFT03127B	Black	150' (46 m)	1/32" (1 mm)	3/8" (10 mm)	1
SAFT03116W	White	150' (46 m)	3/8" (10 mm)	1/16" (2 mm)	1
SAFT03126W	White	150' (46 m)	1/2" (12 mm)	1/16" (2 mm)	1
SAFT03118W	White	75' (23 m)	3/8" (10 mm)	1/8" (3 mm)	1
SAFT03122W	White	75' (23 m)	1/2" (12 mm)	1/8" (3 mm)	1

### Double Adhesive PVC Foam Tape

The Gaska Tape V1520 Series product is a medium density closed-cell polyvinyl chloride foam coated on both sides with an aggressive, pressure-sensitive adhesive, A3, and an 84 lb polycoated two-sided, brown kraft liner. Optimal adhesion on Vinyl and PVC.

- Adhesive Type: Acrylic
- Usage/Activity: Window manufacturers, residential windows, structural windows, construction, industrial
- Liner: Paper
- Standards and Certifications: AAMA
- Material: Medium-Density PVC Foam

Sold by roll

PRODUCT	FINISH	LENGTH	WIDTH	THICKNESS	QTY/BOX
SAFT31638B	Black	50' (15 m)	3/8" (10 mm)	3/16" (5 mm)	1
SAFT1438B	Black	35' (11 m)	3/8" (10 mm)	1/4" (6 mm)	1

## Richelieu Section 5A





# Two-Sided Foam Tape

## Structural Double-sided Foam Tapes

### Double-sided Foam Glazing Tape

Double sided glazing tapes provide durable leak free seals, excellent adhesion to the sash and flexibility to resist mechanical forces acting on the window. Various combinations of liners and adhesive characteristics provide ease of application in a variety of environments. Our glazing tape has an aggressive acrylic adhesive that adheres to a wide variety of treated woods, vinyl, fiberglass and aluminum sashes.

- Optimal adhesion on: Vinyl and PVC
- Liner: Vinyl/Blue PVC
- Material: Polyethylene
- Poly Back
- Standards and Certifications: AAMA

Sold by roll

PRODUCT	FINISH	ADHSIVE TYPE	LENGTH	WIDTH	THICKNESS	QTY/ BOX
SAFT13238PB	Black	Acrylic	216' (66 m)	3/8" (10 mm)	1/32" (1 mm)	1
32DSFOAM13250T	White	Rubber	216' (66 m)	1/2" (12 mm)	1/32" (1 mm)	1
SAFT13278PB	Black	Acrylic	300' (91 m)	7/8" (22 mm)	1/32" (1 mm)	1
SAFT132138PB	Black	Acrylic	216' (66 m)	1 3/8" (35 mm)	1/32" (1 mm)	1
SAFT1614PB	Black	Acrylic	150' (46 m)	1/4" (6 mm)	1/16" (2 mm)	1
SAFT1638PB	Black	Acrylic	150' (46 m)	3/8" (10 mm)	1/16" (2 mm)	1
32DSFOAM11650T	White	Rubber	108' (33 m)	1/2" (12 mm)	1/16" (2 mm)	1
SAFT1612PB	Black	Acrylic	150' (46 m)	1/2" (12 mm)	1/16" (2 mm)	1
SAFT1634PB	Black	Acrylic	150' (46 m)	3/4" (19 mm)	1/16" (2 mm)	1
SAFT1678PB	Black	Acrylic	150' (46 m)	7/8" (22 mm)	1/16" (2 mm)	1
SAFT16138PB	Black	Acrylic	150' (46 m)	1 3/8" (35 mm)	1/16" (2 mm)	1
SAFT33238PB	Black	Acrylic	75' (23 m)	3/8" (10 mm)	1/16" (2 mm)	1
SAFT1814PB	Black	Acrylic	75' (23 m)	1/4" (6 mm)	1/8" (3 mm)	1
SAFT1838PB	Black	Acrylic	75' (23 m)	3/8" (10 mm)	1/8" (3 mm)	1
SAFT1812PB	Black	Acrylic	75' (23 m)	1/2" (12 mm)	1/8" (3 mm)	1
SAFT1834PB	Black	Acrylic	75' (23 m)	3/4" (19 mm)	1/8" (3 mm)	1
D031257	White	Acrylic	216' (66 m)	3/4" (19 mm)	1/32" (1 mm)	1
SAFT13278PW	White	Acrylic	300' (91 m)	7/8" (22 mm)	1/32" (1 mm)	1
SAFT1638PW	White	Acrylic	150' (46 m)	3/8" (10 mm)	1/16" (2 mm)	1
SAFT1838PW	White	Acrylic	75' (23 m)	3/8" (10 mm)	1/8" (3 mm)	1

### Structural Glazing Tape


Gaska Tape's VK Series products are available as a medium or high density closed-cell Polyvinyl Chloride foam. Designed specifically as a spacer in structural silicone curtain wall applications. Both products are coated on each side with an aggressive, high performance S3 solvent acrylic pressure-sensitive adhesive and covered with a 5-mil blue polypropylene film liner. Can also be used in a wide variety of other applications that previously relied on costly high-density urethane gaskets for spacing, vibration dampening or cushioning.

- VK Series (Spacer Tape). Dense foam double sided structural glazing tape
- Material: PVC
- Adhesive Type: Acrylic
- Optimal adhesion on Glass and Mirror
- Usage/Activity: Structural Windows
- Liner: Vinyl/Blue PVC

Sold by roll

PRODUCT	FINISH	LENGTH	WIDTH	THICKNESS	QTY/BOX
SAFTSGT1838	Black	50' (15 m)	3/8" (10 mm)	1/8" (3 mm)	1
SAFTSGT1812	Black	50' (15 m)	1/2" (12 mm)	1/8" (3 mm)	1
SAFTSGT31638	Black	50' (15 m)	3/8" (10 mm)	3/16" (5 mm)	1
SAFTSGT31612	Black	50' (15 m)	1/2" (12 mm)	3/16" (5 mm)	1
SAFTSGT1414	Black	25' (8 m)	1/4" (6 mm)	1/4" (6 mm)	1
SAFTSGT1438	Black	50' (15 m)	3/8" (10 mm)	1/4" (6 mm)	1
SAFTSGT1412	Black	50' (15 m)	1/2" (12 mm)	1/4" (6 mm)	1
SAFTSGT1434	Black	50' (15 m)	3/4" (19 mm)	1/4" (6 mm)	1
SAFTSGT141	Black	50' (15 m)	1" (25 mm)	1/4" (6 mm)	1

## Richelieu Section 5A



# Two-Sided Foam Tape

**3M™ VHB™ Acrylic Foam Double-sided Tapes**

## 3M™ VHB™ Tape 4905

This shelf-adhesive tape is a clear double-sided, pressure-sensitive, acrylic tape with PE film liner. 20 mil thick.

- High strength
- Durable
- Clean appearance
- Pressure-sensitive
- Adhesive Type: Acrylic
- Liner: Red Polypropylene
- Usage/Activity: General and Industrial
- Material: Acrylic Foam

Application: Bonds high surface energy substrates. Provides handling convenience, cushioning, damping, and impact resistance. UL listing 746C.

Sold by roll

PRODUCT	FINISH	LENGTH	WIDTH	THICKNESS	QTY/BOX
SAT4905	Transparent / Clear	216' (66 m)	1/4" (6 mm)	1/32" (1 mm)	1

## 3M™ VHB™ Tape 4910 Clear

This shelf-adhesive tape Clear is ideal for transparent materials or wherever a clear bond is needed, effectively replacing screws, rivets and studs when bonding materials; resulting in a permanent hold and clean appearance. Our 40.0 mil tape provides short-term temperature resistance up to 300°F (149°C) and long-term resistance of up to 200°F (93°C).

- Clear material is ideal for joining transparent material
- 3M VHB Tape adhesive formula bonds and seals on contact with no drying time
- Virtually invisible fastening helps keep surfaces smooth, with no unsightly rivet heads or weld marks
- Spreads stress load across length of the joint
- High dynamic stress absorption reduces vibration and impact stress
- Effectively replacing screws
- Adhesive Type: Acrylic
- Liner: Red Polypropylene
- Usage/Activity: General and Industrial
- Material: Acrylic Foam

Application: 3M VHB Tape can enhance the appearance of finished goods by eliminating rivets and screws while providing immediate handling strength. In most cases, fastening with 3M VHB tape is a quicker process than drilling, fastening, or using liquid adhesive. Our versatile line of tape can be used indoors or outdoors in a variety of applications, including window and door assembly, sign assembly, electronics, maintenance and dozens of other industrial applications.

Sold by roll

PRODUCT	FINISH	LENGTH	WIDTH	THICKNESS	QTY/BOX
SAT4910	Transparent / Clear	108" (33 m)	1/4" (6 mm)	1/32" (1 mm)	1
D030046	Transparent / Clear	108" (33 m)	1/2" (12 mm)	1/32" (1 mm)	1
D030047	Transparent / Clear	108" (33 m)	1" (25 mm)	1/32" (1 mm)	1

## Double-Sided Acrylic Foam Tape (VHB)


This self-adhesive tape is designed for interior and exterior industrial applications. It is ideal for a wide variety of substrates (like metal, wood, glass and many types of plastics and painted surfaces) because it is gray. This tape can withstand temperatures up to 149 °C (300 °F).

- Adhesive type: Acrylic
- Optimal adhesion on High Temperature
- Usage/Activity: Industrial
- Material: Acrylic Foam

Sold by roll

PRODUCT	FINISH	LENGTH	WIDTH	THICKNESS	QTY/BOX
D030048	Gray	108" (33 m)	3/4" (19 mm)	1/32" (1 mm)	1

## Richelieu Section 5A



# Two-Sided Foam Tape

**3M™ VHB™ Acrylic Foam Double-sided Tapes**

## High Performance Double Coated Tape, 9088FL

3M™ High Performance Double Coated Tape 9088FL is a 8.3 mil, double coated tape with 3M™ Adhesive 375. It is on a 0.5 mil polyester carrier and is clear in color on a red polypropylene film liner (no print).

3M™ High Performance Double Coated Tape 9088FL features an adhesive on both sides of a thin, flexible PET carrier for easy handling. It is a thick, double coated film tape with acrylic adhesive and a film liner. 3M™ High Performance Double Coated Tape 9088FL features high tack, immediate bond, quick stick, high adhesion and good initial adhesion to a wide variety of materials or surfaces. This is a high strength, solvent-resistant tape with high peel and shear strength.

- Adhesive on both sides of a thin, flexible PET carrier for easy handling
- Thick, double coated film tape with acrylic adhesive
- High tack, immediate bond, quick stick
- High adhesion and good initial adhesion to a wide variety of materials or surfaces
- Solvent resistant
- High peel and shear strength
- Clean, uniform consistent applications

Sold by roll

PRODUCT	FINISH	LENGTH	WIDTH	THICKNESS	QTY/BOX
49651050	Transparent / Clear	164' (50 m)	3/8" (10 mm)	1/32" (1 mm)	1
49651250	Transparent / Clear	164' (50 m)	1/2" (12 mm)	1/32" (1 mm)	1
49652450	Transparent / Clear	164' (50 m)	31/32" (25 mm)	1/32" (1 mm)	1
49654850	Transparent / Clear	164' (50 m)	1 31/32" (50 mm)	1/32" (1 mm)	1
4960375	Transparent / Clear	108' (33 m)	3/8" (10 mm)	1/16" (2 mm)	1

## Super High-Bond Tape

This acrylic foam tape ensures exceptional bonding to several surfaces such as glass, metal, or ceramic.

- Resistant to high temperature
- Optimal adhesion of glass and mirror, vinyl and PVC and metal
- Adhesive Type: Acrylic
- Liner: Red Polypropylene
- Material: Acrylic
- Usage/Activity: Shower head assembly

Sold by roll

PRODUCT	FINISH	LENGTH	WIDTH	THICKNESS	QTY/BOX
491402006	Transparent / Clear	108' (33 m)	1/4" (6 mm)	1/64" (0.5 mm)	1
491802012	Transparent / Clear	108' (33 m)	1/2" (12 mm)	1/64" (0.5 mm)	1
491504006	Transparent / Clear	108' (33 m)	1/4" (6 mm)	1/32" (1 mm)	1
491604012	Transparent / Clear	108' (33 m)	1/2" (12 mm)	1/32" (1 mm)	1
491206006	Transparent / Clear	108' (33 m)	1/4" (6 mm)	1/16" (2 mm)	1

## Double-Sided Adhesive Tapes

### Double-Sided Adhesive Tape

Tesa® 4970 is a thick white double-sided self-adhesive tape consisting of a PVC-film backing and a tackified acrylic adhesive.


- Excellent combination of high tack and immediate adhesion
- High coating weight for good bonding performance on rough or dusty surfaces
- Full suitability for longterm applications
- Thick
- Adhesive Type: Acrylic
- Liner: Paper
- Material: PVC

Application: Suitable for mounting and bonding applications in the appliance industry.

Sold by roll

PRODUCT	FINISH	WIDTH	LENGTH	QTY/BOX
497006	White	1/4" (6 mm)	50'	1
497024	White	1" (25 mm)	50'	1
497048	White	2" (51 mm)	50'	1

## Richelieu Section 5A



**NOTES**

# Maintenance Products and Cleaners

## Maintenance Products for Glass, Mirrors and Plastics

### Ammoniated Glass Cleaner

Sold by unit

PRODUCT	TYPE	SIZE	QTY/BOX
D010343	Glass mirror cleaner	19 oz (539 g)	12

### Richelieu Glass Cleaner

For cleaning and polishing glass, mirrors, windshields and windows. This easy-to-use, fast acting product uses a clinging foam to break up soils and hold them, even on vertical surfaces. There is no dripping, no running and no streaking. With an exclusive formulation using denaturated alcohol and no ammonia, this product cleans thoroughly, dries quickly, requires no rinsing and leaves a pleasant, fresh aroma.

- The most versatile glass cleaner available: cleans glass, windows, mirrors, and windshields
- Dissolves dirt, grease, grit, and grime
- Heavy-duty foam clings to vertical surfaces
- Contains perfume-grade alcohol for the best performance
- Guaranteed to leave no film on newly-installed mirrors, windows, or windshields

Sold by unit

PRODUCT	TYPE	SIZE	QTY/BOX
D010308	Cleaner	19 oz (539 g)	12

### Glass Cleaner

- The most versatile glass cleaner available. Cleans glass, windows, mirrors, and windshields
- Dissolves dirt, grease, grit, and grime
- Heavy-duty foam clings to vertical surfaces
- Contains perfume-grade alcohol for best performance
- Guaranteed to leave no film on newly-installed mirrors, windows, and windshields
- Removes residue from gummed tape. Also cleans mirrors, desktops, glass doors, etc

Sold by unit

PRODUCT	TYPE	SIZE	QTY/BOX
D010508	Cleaner	19 oz (539 g)	12

### WINDOW KLEEN Glass Cleaner

Use WINDOW KLEEN to clean glass, mirror, porcelain, chrome and stainless steel. WINDOW KLEEN's unique formula leaves surfaces sparkling clean and streak free. WINDOW KLEEN works instantly to cut through grease, smoke film, fingerprints and grime.

Sold by unit

PRODUCT	TYPE	SIZE	QTY/BOX
D010342	Cleaner	1 gal. (3.78 l.)	1

## Richelieu Section 5B



**1**  
FRAMELESS  
SHOWER  
HARDWARE

**2**  
STANDOFFS &  
DECORATIVE  
GLASS SHELF  
HARDWARE

**3**  
CAULKING,  
INSULATING  
FOAM &  
GLAZING  
SPLINE

**4**  
TOOLS &  
MACHINERY

**5**  
SHOP  
SUPPLIES

**6**  
FASTENERS

**7**  
MIRROR  
HARDWARE

**8**  
CABINET &  
FURNITURE  
GLASS  
HARDWARE

**9**  
DOORS &  
WINDOWS  
HARDWARE

**10**  
WEATHER  
STRIPPING

**11**  
SCREEN &  
SCREENING  
SUPPLIES

**12**  
GLASS  
BALUSTER  
& RAILING

**13**  
GLASS  
ARCHITECTURAL  
HARDWARE

**14**  
SLIDING  
DOOR  
SYSTEMS

**15**  
MOLDINGS

**16**  
COMMERCIAL  
DISPLAY  
HARDWARE

**17**  
AUTOMOTIVE

# Maintenance Products and Cleaners

## Maintenance Products for Glass, Mirrors and Plastics

### A-MAZ Ultra Gloss Sealant

A-MAZ Sealant's non-abrasive formula protects windows, safety glass, shower doors, mirrors, fiberglass, tile/grout, porcelain, painted surfaces and fixtures against water spotting, mineral stains, acid rain, black streak, soap scum, oxidation and more. A-MAZ Sealant fills pores and forms a static/fog free shield, sealing the surface immediately. A-MAZ Sealant is not a polymer (like a car wax) and since it contains no alcohol, it doesn't evaporate. A-MAZ Sealant is silicone with carnauba and really works, providing long-lasting protection.

- Can be used to seal tile and grout in your kitchen and bathroom
- Fills pores and forms a static/fog free shield
- Seals immediately with no drying time
- Sealant is very concentrated, one drop covers about 8-9 sq. in

Sold by unit

PRODUCT	WEIGHT	QTY/BOX
GMAMAZ9521	8 oz (227 g)	1

### A-MAZ Water Stain Remover

To clean difficult stains without using acids or harsh chemicals. Safe to use in non-ventilated areas and no mask or gloves required. No bleaches, chlorides or gritty pumice that can cause damage to delicate surfaces. It is also safe for Septic tanks. Because A-MAZ is made in a paste and not a liquid or a cream it's able to deep clean with great results and make surfaces like new again. Oxidation, black streak, bluing, calcium, tarnish, salt spray and water stains simply fade away. A-MAZ is a deep cleaner that goes below the surface and has a mild abrasive (polishers). Do not use on soft plastics (Plexiglas) or clear coats, lacquered surfaces or shiny paint.

Application: Safe to use on:

- House windows
- Windshields
- Shower doors
- Fiberglass
- Chrome
- Porcelain
- Tile grout
- Oxidized plating
- Brass
- Copperware
- Bath enclosures
- Sinks
- Toilets
- Fixtures
- Stovetops
- Oven
- Grills
- Pool tile

Sold by unit

PRODUCT	QTY/BOX
GMAMAZ9520	1

### Trigger Sprayer

Clear plastic spray bottle with trigger. Measuring scale printed on body.

Sold by unit

PRODUCT	SIZE (WEIGHT)	QTY/BOX
GMSB1003	24 oz (454 g)	1

## Richelieu Section 5B



# Maintenance Products and Cleaners

## Maintenance Products for Glass, Mirrors and Plastics

### 3M Aerosol Citrus-Based Cleaner

A heavy-duty cleaner that works effectively on hard-to-remove substances including grease, oils, grime, sludge, polymer compounds, and many adhesives. This unique product can be used on most painted or unpainted metals (including aluminum and stainless steel), ceramic, glass, porcelain, and many plastics. Ideal for cleaning and degreasing industrial equipment and work areas.

- Solvent-free: cleaner contains no petroleum distillates
- Non-corrosive: with a mild pH (7.5), metal corrosion problems are minimized
- Multipurpose: removes most dried adhesive (non-curing type), tape, and tape residue as well as cleaning and degreasing parts, work areas, walls, floors, equipment, and vehicles
- Cleans gently: contains no caustic, acidic, or chlorinated compounds and does not damage most painted surfaces or aluminum parts
- Fresh citrus scent: active ingredient derived from citrus oil, giving it an orange aroma

Sold by unit

PRODUCT	TYPE	SIZE	QTY/BOX
49305	Cleaner	18.5 oz (524 g)	12

### Plastic Cleaner

Cleans the majority of plastic surfaces. Repels finger smudges, dirt, and dust. Contains no chemicals or abrasives that cause damage to plastic. Anti-static and anti-fog. Dries fast without streaking.

- Application:
- Acrylics
  - Polycarbonates
  - Chrome
  - Formica
  - Porcelain
  - Fiberglass
  - Marble
  - Safety glazing
  - Plastic mirrors

Sold by unit

PRODUCT	TYPE	SIZE	QTY/BOX
D010346	Cleaner	19 oz	12

## Vehicule Cleaning Products

### Auto Care Instant Shine

A final detail product designed and specially formulated for the auto detailing professional. Spruces up tires, vinyl interiors, bumpers and bumper guards, body moldings, door jambs, engine compartments, and air-conditioner ducts. Designed not to collect dust.

Sold by unit

PRODUCT	SIZE	QTY/BOX
D010318	11 oz (312 g)	12

### Auto Care Non-Silicone Instant Shine

- Hi-gloss shine for general applications and hard to reach areas
- Great final detail product for use where paint is present
- Leaves a fast and long lasting shine
- Will not compromise freshly painted surfaces
- Contains no silicone

Sold by unit

PRODUCT	SIZE	QTY/BOX
D010319	312 g (11 oz)	12

## Richelieu Section 5B



**1**  
FRAMELESS  
SHOWER  
HARDWARE

**2**  
STANDOFFS &  
DECORATIVE  
GLASS SHELF  
HARDWARE

**3**  
CAULKING,  
INSULATING  
FOAM &  
GLAZING  
SPLINE

**4**  
TOOLS &  
MACHINERY

**5**  
SHOP  
SUPPLIES

**6**  
FASTENERS

**7**  
MIRROR  
HARDWARE

**8**  
CABINET &  
FURNITURE  
GLASS  
HARDWARE

**9**  
DOORS &  
WINDOWS  
HARDWARE

**10**  
WEATHER  
STRIPPING

**11**  
SCREEN &  
SCREENING  
SUPPLIES

**12**  
GLASS  
BALUSTER  
& RAILING

**13**  
GLASS  
ARCHITECTURAL  
HARDWARE

**14**  
SLIDING  
DOOR  
SYSTEMS

**15**  
MOLDINGS

**16**  
COMMERCIAL  
DISPLAY  
HARDWARE

**17**  
AUTOMOTIVE



# Maintenance Products and Cleaners

## Vehicule Cleaning Products

### Auto Glass Quick Release Agent

Softens and releases adhesive bonds for easy auto-glass, carpeting and weather strip removal. Removes adhered decals, chrome molding and bonded emblems. Softens several types of windshield sealers. Offers pinpoint accuracy for hard-to-reach applications.

Sold by unit

PRODUCT	SIZE	QTY/BOX
D010320	14 oz (397 g)	12

### Mirror Edge Sealant

A "must have" for glass/mirror professionals, artists, and picture framers. Protects edges from blackening on existing and newly-cut mirrors. Reduces silver deterioration which results from handling, humidity, moisture or storage. Easy to use; dries in minutes.

Sold by unit

PRODUCT	TYPE	SIZE	QTY/BOX
D010349	Sealing product	10.5 oz (298 g)	12

### Rubber Cleaner and Rejuvenator

Cleans and revitalizes ink-laden, hardened rubber rollers and blankets in the print shop. Restores smooth surfaces and increases productivity. Removes glaze from gum, friction, ink, coatings, oxidation, and light embossing. Regular use helps to prolong roller life. Ideal for cleaning glass lifting cups.

Sold by unit

PRODUCT	TYPE	SIZE	QTY/BOX
D010348	Multi-use Cleaner	13 oz (369 g)	12

## Lubricant Products

### Bearing Lubricant

Regular maintenance with Bostik Bearing Lubricant significantly reduces bearing load friction and burn-out. This product dries quickly and will not gum up even after several applications.

#### Benefits:

- Extends bearing life by 3 times
- Unfreezes frozen bearings
- Ideal for router work on wood and all solid surfaces
- Reduces operating friction by 25%
- Cuts down on glue buildup and makes clean-up easier
- Remains an effective lubricant twice as long as oil, up to 550 °F
- Lubricates under loads up to 50% greater than oil
- Contains NO silicone or petroleum oil
- Will not stain wood or interfere with glues or finishes
- Environmentally safer aerosol with no CFCs and no ODCs

#### Application:

- Woodworking
- Router bit bearings
- Roller bearings
- Ball bearings
- Wheel bearings
- Drawer slides

#### Also ideal for:

- Locks
- Hinges
- Latches
- Casters

Sold by unit

PRODUCT	TYPE	SIZE	QTY/BOX
00025	Lubricant whitout silicone	5.5 oz (163 ml)	12

## Richelieu Section 5B



# Maintenance Products and Cleaners

## Lubricant Products

### Dry Silicone Spray

Use on surfaces such as metal, glass, rubber, most plastics (except polystyrene), painted finishes, and fabrics. Makes cleaning easier and quicker and protects and preserves your equipment.

#### Directions:

Thoroughly clean metal surfaces to be treated. Use steel wool and wipe with a good cleaning solvent if necessary. Clean rubber surfaces with water and detergent. Dry before spraying and avoid overspraying. Spray a light thin film and remove excess with a clean cloth. Renew when necessary. For fabrics, test in an inconspicuous area first.

- Stops machinery from squealing, sticking, and binding
- Dries rapidly, leaving no greasy or oily film
- Retards corrosion and makes cleaning easier and quicker
- Protects and preserves equipment
- Prevents power tools from binding
- Long-lasting residual performance
- It is good to lubricate hinges

Sold by unit

PRODUCT	TYPE	SIZE	QTY/BOX
D010368	Lubricant with silicone	11 oz (312 g)	12

### Industrial Silicone Lubricant

Economical lubricant/release agent for professional, and industrial trade use. Stops squeaks; prevents corrosion; lubricates window channels, movable auto parts. Prevents sticking, speeds production, cuts cleanup time. Reduces friction on paper cutters, knives, drills, etc. Helps equipment last longer, work harder.

Sold by unit

PRODUCT	TYPE	SIZE	QTY/BOX
D020065	Lubricant with silicone	12 oz (340 g)	12

### Industrial Silicone Lubricant

Use on any surface: metal, glass, rubber, plastic, painted finishes, and fabrics.

- Stops sticking drawers, windows, doors, screens, zippers, locks, etc
- Eliminates annoying squeaks in hinges, latches, springs, etc
- Retards corrosion and protects tools, aluminum windows, and doors
- Helps prevent dirt and mud from sticking and keeps snow from sticking to snow shovels
- Dries fast, leaving no greasy or oily film
- Not affected by water, oil or solvents
- Heat stable: will not freeze or melt

Economical lubricant/release agent for professional and industrial trade use:

- Stops squeaks, prevents corrosion, and lubricates window channels and movable auto parts
- Prevents sticking, speeds production, and cuts cleanup time
- Reduces friction on paper cutters, knives, drills, etc
- Helps equipment last longer and work harder

Sold by unit

PRODUCT	TYPE	SIZE	QTY/BOX
D030065	Lubricant with silicone	12 oz (340 g)	12

## Richelieu Section 5B



1  
FRAMELESS  
SHOWER  
HARDWARE

2  
STANDOFFS &  
DECORATIVE  
GLASS SHELF  
HARDWARE

3  
CAULKING,  
INSULATING  
FOAM &  
GLAZING  
SPLINE

4  
TOOLS &  
MACHINERY

5  
SHOP  
SUPPLIES

6  
FASTENERS

7  
MIRROR  
HARDWARE

8  
CABINET &  
FURNITURE  
GLASS  
HARDWARE

9  
DOORS &  
WINDOWS  
HARDWARE

10  
WEATHER  
STRIPPING

11  
SCREEN &  
SCREENING  
SUPPLIES

12  
GLASS  
BALUST  
& RAILING

13  
GLASS  
ARCHITECTURAL  
HARDWARE

14  
SLIDING  
DOOR  
SYSTEMS

15  
MOLDINGS

16  
COMMERCIAL  
DISPLAY  
HARDWARE

17  
AUTOMOTIVE

# Maintenance Products and Cleaners

## Lubricant Products

### JIG-A-LOO Non-Silicone Performa PTFE

JIG-A-LOO Non-Silicon Performa PTFE is the superior ultra-dry lubricant. Primarily used where silicon-based lubricants are not tolerated. Performa PTFE is an ultra-dry lubricant containing a synthetic polymer (polytetrafluoroethylene or PTFE) with superior adhesion that displaces moisture and instantly lubricates where wet lubricants cannot be used. JIG-A-LOO Non-Silicon Performa PTFE reduces friction, helps reduce wear-and-tear between moving parts and reduces energy consumption of machinery. Performa PTFE can be used in temperatures from -40°C to 260°C. JIG-A-LOO Non-Silicon Performa PTFE offers superior adhesion to metal and wood surfaces and because it's a non-oil based product, Performa PTFE is ideal for table saws, mitre saws and all wood working equipment; it will not damage the wood.

- Primarily used where silicon-based lubricants are not tolerated
- Ideal for metal and glass

Sold by unit

PRODUCT	TYPE	SIZE	QTY/BOX
JIG130110	Lubricant without silicone	311 g (11 oz)	12

## Maintenance and Stain Removal Products

### Citrus All-Purpose Cleaner

For washable, painted surfaces including windowsills, venetian blinds, and all porcelain and tile surfaces. This versatile product, formulated with orange citrus solvents, removes dirty hand prints from walls and doors, scuff marks from floors, bathtub rings, soot, grease, smoke film, oil, light carbon, dust, lipstick and crayon marks, and deodorizes as it cleans.

Important: When used on plastic seat covers, leather, or plastic tile, RINSE with a clean, damp cloth.

Sold by unit

PRODUCT	TYPE	SIZE	QTY/BOX
D010985	Multi-use Cleaner	19 oz (539 g)	12

## Hand Cleanser Products

### Envirolab 61 Hand Cleaner

This Envirolab foaming hand soap is soft on hands, ideal for everyday use along with our foam dispenser. Envirolab 61 produces an abundant and unctuous foam that is easy to rinse and doesn't leave hands sticky. Formulated with natural, biodegradable, environmentally safe ingredients, meeting the certification criteria of Ecologo CCD-104.

- Color: Translucent
- Fragrance: Citrus
- Soft on hands
- Thick, abundant foam
- Easy to rinse
- Doesn't leave hands sticky
- Biodegradable and safe for the environment

Sold by unit

PRODUCT	TYPE	SIZE	QTY/BOX
92306104	Cleaner	1.06 gal. (4 l)	4

## Richelieu Section 5B



# Maintenance Products and Cleaners

## Hand Cleanser Products

### Envirolab 61 Hand Cleaner Kit - Soap & Dispenser

This Envirolab foaming hand soap is soft on hands, ideal for everyday use along with our foam dispenser. Envirolab 61 produces an abundant and unctuous foam that is easy to rinse and doesn't leave hands sticky. Formulated with natural, biodegradable, environmentally safe ingredients, meeting the certification criteria of Ecologo CCD-104.

- Color: Translucent
- Fragrance: Citrus
- Soft on hands
- Thick, abundant foam
- Easy to rinse
- Doesn't leave hands sticky
- Biodegradable and safe for the environment

#### Included Product(s):

- This start-up kit contains one dispenser and 4 liters of Envirolab 61 foam soap.

Sold by set of 1 x 4 L cleaner + 1 dispenser

PRODUCT	TYPE	QTY/BOX
92309304	1 x 4 L Cleaner + 1 dispenser	1 set

### JIG-A-CLEAN – New Heavy Duty Waterless & Rag-Free Hand Cleaner

Jig-A-Clean is very handy for a quick and easy cleanup. Keep a can in your car, in the garage, and in your backpack. Lose that dirt in seconds!

- No water needed
- Multi purpose
- Kind to the skin
- Removes ingrained dirt, grease, oil, tar, sludge, etc

#### Use it:

- After changing a tire or the oil in your car
- After a day of fishing or hunting
- While out on the mountain bike trails
- After a day of fun on your ATV
- After a clean up day in the garden shed, attic and garage
- At the barn after mucking stalls
- At the lumber yard while getting wood for home projects
- After mowing the lawn or gardening
- All outdoor sports activities

Sold by unit

PRODUCT	TYPE	SIZE	QTY/BOX
JIG70155	Cleaner	5.47 oz (155 g)	6

## Maintenance Products for Sanding Belts and Saw Blades

### Glide/Top-Cote Lubricant

- Eliminates hang-ups on sliding surfaces
- Protects all tools and equipment from rust
- Up to 30% slicker than paste wax
- Prevents rust 5 times longer than paste wax or silicone
- Easier and quicker to apply than paste wax
- Lasts 3 times longer than paste wax
- Contains NO SILICONE or petroleum oil. Will not stain wood or interfere with glues or finishes
- Perfect for table saw beds, drill presses, lathes, planers, band saws, miters, panel saws, and all hand tools
- Environmentally safer aerosols, no CFCs or ODCs

Sold by unit

PRODUCT	TYPE	SIZE	QTY/BOX
00027	Lubricant without silicone	10.75 oz	12

## Richelieu Section 5B



**1**  
FRAMELESS  
SHOWER  
HARDWARE

**2**  
STANDOFFS &  
DECORATIVE  
GLASS SHELF  
HARDWARE

**3**  
CAULKING,  
INSULATING  
FOAM &  
GLAZING  
SPLINE

**4**  
TOOLS &  
MACHINERY

**5**  
SHOP  
SUPPLIES

**6**  
FASTENERS

**7**  
MIRROR  
HARDWARE

**8**  
CABINET &  
FURNITURE  
GLASS  
HARDWARE

**9**  
DOORS &  
WINDOWS  
HARDWARE

**10**  
WEATHER  
STRIPPING

**11**  
SCREEN &  
SCREENING  
SUPPLIES

**12**  
GLASS  
BALUSTER  
& RAILING

**13**  
GLASS  
ARCHITECTURAL  
HARDWARE

**14**  
SLIDING  
DOOR  
SYSTEMS

**15**  
MOLDINGS

**16**  
COMMERCIAL  
DISPLAY  
HARDWARE

**17**  
AUTOMOTIVE

# Maintenance Products and Cleaners

## Maintenance Products for Sanding Belts and Saw Blades

### Industrial Polishing Oil

Formulated for glass/mirror and industrial tradesmen who grind and polish metals or glass. Minimizes belt loading and changing. Keeps belts soft and free-cutting. Extends working life of abrasive belts and wheels. Increases production. Improves finishes.

Sold by unit

PRODUCT	TYPE	WEIGHT	QTY/BOX
D010364	Polishing Oil	12.75 oz	12

### Saw Blade Cleaner

Works in minutes to clean pitch and gum from saws, router bits, and shaper cutters. This effective cleaner is safe to use on carbide, high speed steel, stainless steel, and cast-iron surfaces. Hold can upright and point spray button away from face.

Sold by unit

PRODUCT	TYPE	SIZE	QTY/BOX
D010355	Saw Blade Cleaner	18 oz (510 g)	12

### Coated Abrasive Grease Sticks

This is the original, ever-popular F-26 coated abrasive grease stick that is used universally. Standard polishing wheel grease sticks are made with high-melting point greases, but abrasive belts run so cool that these types of greases have a tendency to form a gummy surface, referred to as "loading" or "glazing". The use of F-26 on belts and discs prevents this. This is a light bodied grease that spreads out thinly, remains wet on the belt, and provides lubrication by penetrating the coated abrasive surface.

- Coated Abrasive Belt Lubricants
- Provides Finer and Brighter Finishes
- Prevents Belt Clogging
- Prolongs Belt Life
- Keeps Work Cool

Application: F-26 is recommended for all belt-polishing operations on metals, plastics, and glass.

Sold by unit

PRODUCT	SIZE	QTY/BOX
D030110	20 oz (567 g)	1

### Slip Stick Wax

An excellent metal working grease stick that provides lubrication, reduces friction, tool wear, and breakage, prevents burning, welding chatter, galling, and tearing. It is particularly good for saw cutting applications. It is compatible with all and non-ferrous metals. Biodegradable, non-irritating, and non-toxic.

Application: Uses: Drilling, grinding, sawing, tapping, cutting, spinning, pipe cutting, machining, lubricating draw dies, pulling wire through conduits, polishing with coated abrasives.

Sold by unit

PRODUCT	QTY/BOX
D030109	1

## Richelieu Section 5B



# Maintenance Products and Cleaners

## Maintenance Products for Sanding Belts and Saw Blades

### Saw Blade Wax Stick

F-168 is specifically formulated for applying to metal cutting saws. The tenacious, clinging grease film left on the cutting tool serves as a heat reducing coolant on the cutting teeth and work surface.

The anti-heating properties in the formulation work by keeping the wax on the saw blade or tool, reducing the tendency to spin off the saw blade. The result is a smooth and quick cut, adding longer life to the cutting teeth.

F-168 prevents burning, clogging, chatter, and tearing. It works well on all cutting operations of non-ferrous or ferrous metal. F-168 is soluble in water, non-toxic, non-irritating, and biodegradable. Cleans easily by wiping or hot water flushing. F-168's fiber tube is made with an extended hollow end "Safety-Grip" hand applicator allowing the operator to hold and push the F-168 wax stick safely against the saw or cutting tool.

- Prevents burning, clogging, chatter, and tearing
- Works well on all cutting operations of non-ferrous or ferrous metals
- F-168 is soluble in water, non-toxic, non-irritating, and biodegradable
- Cleans easily by wiping or hot water flushing
- F-168s fiber tube is made with an extended hollow end Safety-Grip hand applicator allowing the operator to hold and push the F-168 wax stick safely against the saw or cutting tool

Application: Uses: Band saws, circular saws, carpenter saws, hack saws. Other uses: Drilling, tapping, grinding, filing, cutting, metal spinning, polishing with coated abrasives.

Sold by unit

PRODUCT	QTY/BOX
9147001	1

## Richelieu Section 5B



**1**  
FRAMELESS  
SHOWER  
HARDWARE

**2**  
STANDOFFS &  
DECORATIVE  
GLASS SHELF  
HARDWARE

**3**  
CAULKING,  
INSULATING  
FOAM &  
GLAZING  
SPLINE

**4**  
TOOLS &  
MACHINERY

**5**  
SHOP  
SUPPLIES

**6**  
FASTENERS

**7**  
MIRROR  
HARDWARE

**8**  
CABINET &  
FURNITURE  
GLASS  
HARDWARE

**9**  
DOORS &  
WINDOWS  
HARDWARE

**10**  
WEATHER  
STRIPPING

**11**  
SCREEN &  
SCREENING  
SUPPLIES

**12**  
GLASS  
BALUSTER  
& RAILING

**13**  
GLASS  
ARCHITECTURAL  
HARDWARE

**14**  
SLIDING  
DOOR  
SYSTEMS

**15**  
MOLDINGS

**16**  
COMMERCIAL  
DISPLAY  
HARDWARE

**17**  
AUTOMOTIVE

# Maintenance Products and Cleaners

## Interior Multi-Surface Maintenance Products

### Granite and Marble Cleaner

Penetrating foam action removes grease, oil, fingerprints, smudges, dirt & streaks. Cleans granite and marble countertops, tabletops and sealed natural stone surfaces. 19oz Spray.

Sold by unit

PRODUCT	TYPE	SIZE	QTY/BOX
D010347	Multi-use Cleaner	19 oz (539 g)	12

### Stainless Steel Cleaner

Cleans, polishes, preserves, and protects stainless steel without hard rubbing and polishing. Resists finger prints, grease, and water spatter. Helps preserve the factory finish. Also excellent for chrome.

- Specially formulated for use on stainless steel fixtures, equipment, or trim
- Cleans, polishes, and protects stainless steel without scouring
- Resists fingerprints, grease, and water spatter; preserves factory finish
- Removes old or heavy accumulations of greasy film, food spatter, or oil stains
- Not for use on cooking utensils

Sold by unit

PRODUCT	TYPE	SIZE	QTY/BOX
D010841	Stainless Steel Cleaner	15 oz	12

## Richelieu Section 5B





## Rags, Paper Towels, Bathroom Tissues and Dispensers

### Cloth Wipers

#### Jersey Cloth - New & Washed

These performance wipers are designed for use with today's woodworking stains. Manufactured from a new seamless cotton material and treated for enhanced absorbency, a uniform lint-free surface delivers a smooth, streak-free finish every time. This wiper is very popular among furniture manufacturers, painters, and body shops.

- New material only, specially treated for better absorbency
- Large pieces only
- Seamless and lint-free
- Ideal for applying and removing stain

Sold by bag of 20 pounds

PRODUCT	LENGTH	WIDTH	QTY/BOX
2220030	18" (457 mm)	18" (457 mm)	Bag 20 lb

#### Recycled Cotton Cloths

White polo, also known as white t-shirt or white balbriggan, is a very popular wiper. Our white polo is cut to reduce seams and graded to remove all dirty pieces. This product is extremely well-received by furniture manufacturers (for staining) as well as by painters.

- These white recycled rags can be used for wiping stain
- Sizes: min. of 16" x 16" (406 mm x 406 mm)

Sold by bag of 20 pounds

PRODUCT	LENGTH	WIDTH	QTY/BOX
2221030	16" (406 mm)	16" (406 mm)	Bag 20 lb

### Paper Wiper and Dispensers

#### Like Rags Spunlace Roll

High-performance nonwoven towels, Like Rags are designed for durability, strength, and absorbency. Can be used in all cleaning and wiping situations from heavy-duty cleaning, polishing, and bondo removal to adhesive cleaning. Like Rags are the ideal choice for applications that require solvent resistance and virtually lint-free wiping, including applying solvents and furniture stains.

- Ply: 1
- Ply type: Perforated roll
- Item size: 10" x 13" (25.40 x 33.02 cm)

Sold by roll

PRODUCT	COLOR	LENGTH	WIDTH	QTY/BOX
92233761	Blue	1035' (315 m)	12" (305 mm)	9
922331012	White	1035' (315 m)	10" (254 mm)	9

## Richelieu Section 5C



## Rags, Paper Towels, Bathroom Tissues and Dispensers

### Paper Wiper and Dispensers

#### Tork 2-Ply Lint Free Towels for Dispenser

Tork Advanced Soft Centerfeed Towels offer one-at-a-time service, and reduces waste. High capacity, reduces labor and refills. High absorbency, means less towels used. Touch only the dispensing towel to reduce cross contamination. Made from 100% recycled fiber provides environmental benefits, and a positive image builder.

- Centerfeed Towels
- Color: White

Sold by roll

PRODUCT	LENGTH	WIDTH	QTY/BOX
SATOWELS	589'	9 1/32"	1
SATOWEL02	599'	8 9/32"	1

#### Tork Towels Dispenser

Dispenser is a wall mountable centre pull dispenser designed for shop, home or bathroom. This unit is lockable.

- Wall mountable

Sold by unit

PRODUCT	QTY/BOX
SATOWELDISP960	1

## Richelieu Section 5C



# Glass Polishing and Sanding Accessories

## Richelieu Section 5D

### Glass Polishing Cork Belts

Special belt for polishing glass.

- Bonding agent: Resin
- Grain: Cork
- Waterproof

- 30% better performance than competitor products
- Even cut/wear rate during grinding
- Backing: Polyester

Application: Glass and stone

Sold by box of 10 units

PRODUCT	WIDTH	LENGTH	QTY/BOX
1301182100	1 1/8" (29 mm)	21" (533 mm)	10
1300321000	3" (76 mm)	21" (533 mm)	10
1300410600	4" (101 mm)	106" (2.7 m)	10
1300324000	3" (76 mm)	24" (610 mm)	10

### Glass Sanding Belt - 1 1/8" x 21"

Norton glass sanding belts are made with silicone carbide for increased durability. The flexibility of a polyester backing allows for highly precise sanding.

- Silicone carbide
- Undyed stearate oversize
- Fast cut, increased durability

- Regular finish
- High flexibility
- Waterproof

- Reduced loading
- Long-lasting
- Backing: Polyester

Sold by box of 10 units

PRODUCT	WIDTH		LENGTH		GRIT	GRIT TEXTURE	QTY/BOX
	in	mm	in	mm			
1311821060	1 1/8	28	21	533	60	Coarse	10
1311821080	1 1/8	28	21	533	80	Medium	10
1311821100	1 1/8	28	21	533	100	Medium	10
1311821120	1 1/8	28	21	533	120	Medium	10
1311821180	1 1/8	28	21	533	180	Fine	10
1311821220	1 1/8	28	21	533	220	Very Fine	10
1311821400	1 1/8	28	21	533	400	Ultra Fine	10
1311821600	1 1/8	28	21	533	600	Ultra Fine	10
1311821800	1 1/8	28	21	533	800	Ultra Fine	10

### Glass Sanding Belt - 3" x 21"

Norton glass sanding belts are made with silicone carbide for increased durability. The flexibility of a polyester backing allows for highly precise sanding.

- Silicone carbide
- Undyed stearate oversize
- Fast cut, increased durability

- Regular finish
- High flexibility
- Waterproof

- Reduced loading
- Long-lasting
- Backing: Polyester

Sold by box of 10 units

PRODUCT	WIDTH		LENGTH		GRIT	QTY/BOX
	in	mm	in	mm		
1300321060	3	76	21	533	60	10
1300321080	3	76	21	533	80	10
1300321100	3	76	21	533	100	10
1300321120	3	76	21	533	120	10
1300321180	3	76	21	533	180	10
1300321220	3	76	21	533	220	10
1300321400	3	76	21	533	400	10



1  
FRAMELESS  
SHOWER  
HARDWARE

2  
STANDOFFS &  
DECORATIVE  
GLASS SHELF  
HARDWARE

3  
CAULKING,  
INSULATING  
FOAM &  
GLAZING  
SPLINE

4  
TOOLS &  
MACHINERY

5  
SHOP  
SUPPLIES

6  
FASTENERS

7  
MIRROR  
HARDWARE

8  
CABINET &  
FURNITURE  
GLASS  
HARDWARE

9  
DOORS &  
WINDOWS  
HARDWARE

10  
WEATHER  
STRIPPING

11  
SCREEN &  
SCREENING  
SUPPLIES

12  
GLASS  
BALUSTER  
& RAILING

13  
GLASS  
ARCHITECTURAL  
HARDWARE

14  
SLIDING  
DOOR  
SYSTEMS

15  
MOLDINGS

16  
COMMERCIAL  
DISPLAY  
HARDWARE

17  
AUTOMOTIVE

# Glass Polishing and Sanding Accessories

## Richelieu Section 5D

### Glass Sanding Belt - 3" x 24"

Norton glass sanding belts are made with silicone carbide for increased durability. The flexibility of a polyester backing allows for highly precise sanding.

- Silicone carbide
- Undyed stearate oversize
- Fast cut, increased durability
- Regular finish
- High flexibility
- Waterproof
- Reduced loading
- Long-lasting
- Backing: Polyester

Sold by box of 10 units

PRODUCT	WIDTH		LENGTH		GRIT	QTY/BOX
	in	mm	in	mm		
1300324060	3	76	24	610	60	10
1300324080	3	76	24	610	80	10
1300324120	3	76	24	610	120	10
1300324220	3	76	24	610	220	10

### Glass Sanding Belt - 4" x 106"

Norton glass sanding belts are made with silicone carbide for increased durability. The flexibility of a polyester backing allows for highly precise sanding.

- Silicone carbide
- Undyed stearate oversize
- Fast cut, increased durability
- Regular finish
- High flexibility
- Waterproof
- Durable
- Reduced loading
- Long-lasting
- Backing: Polyester

Sold by box of 10 units

PRODUCT	WIDTH		LENGTH		GRIT	GRIT TEXTURE	QTY/BOX
	in	mm	in	m			
1304106060	4	102	106	2.7	60	Coarse	10
1304106080	4	102	106	2.7	80	Medium	10
1304106100	4	102	106	2.7	100	Medium	10
1304106120	4	102	106	2.7	120	Medium	10
1304106180	4	102	106	2.7	180	Fine	10
1304106220	4	102	106	2.7	220	Very Fine	10
1304132100	4	102	132	3.4	100	Medium	10
1304132120	4	102	132	3.4	120	Medium	10
1304132220	4	102	132	3.4	220	Very Fine	10
1300424060	4	102	24	610	60	Coarse	10
1300424080	4	102	24	610	80	Medium	10
1300424100	4	102	24	610	100	Medium	10
1300424120	4	102	24	610	120	Medium	10
1300424180	4	102	24	610	180	Fine	10
1300424220	4	102	24	610	220	Very Fine	10
1300484120	4	102	84"	2.1	120	Medium	5



# Glass Polishing and Etching Accessories

## 3" Trizact Polishing Discs

3M Trizact Abrasive Film for the glass industry. This material uses natural abrasive formed in the shape of small pyramids, and provides uniform layers of abrasive throughout the pyramid. As abrasive particles are exposed and used, they fall down and are flushed away between the pyramids.

Sold by unit

PRODUCT	COLOR	QTY/BOX
GTTD3CP	White	1

## Cerium Oxide Polishing Compound

Salem 22 is a median grade, cerium oxide based polishing compound used in most glass polishing applications. Salem 22 is formulated with excellent suspension and stock removal characteristics. Compared to other economy grade polishes, Salem 22 exhibits low carry-out with exceptional ease of cleaning.

Sold by unit

PRODUCT	SIZE	QTY/BOX
GTPOLISH420	55 lb (25 kg)	1

## Cerium Oxide Polishing Compound

Bohle Cerium Oxide, polishing compound. For bevelling and polishing machinery, as well as removing small scratches or "blind" areas on glass in connection with a felt polishing wheel.

Application: Mix polishing compound with water to form a paste and apply to glass surface. Carefully polish with felt polishing wheel GT-POLISH7573.

Sold by unit

PRODUCT	SIZE	QTY/BOX
GTPOLISH421	1 lb (454 g)	1

## Flat Glass Scratch Repair Kit

Conventional coated abrasives tend to dull quickly in a glass repair operation. 3M's unique Trizact(TM) film provides long lasting, consistent cut and finish while minimizing the abrasive disc change-over and slurry clean-up. Trizact(TM) film consists of precisely shaped pyramids of fine grade mineral. As the top of these pyramids wear away fresh cutting mineral is continually exposed.

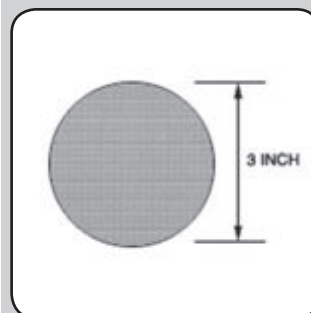
- Includes four 3" disc pads for quick change-out of discs

Application: Uses your hand-held electric drill.

Sold by unit

PRODUCT	QTY/BOX
GTZSRPSSKM	1

## Richelieu Section 5E



**1**  
FRAMELESS  
SHOWER  
HARDWARE

**2**  
STANDOFFS &  
DECORATIVE  
GLASS SHELF  
HARDWARE

**3**  
CAULKING,  
INSULATING  
FOAM &  
GLAZING  
SPLINE

**4**  
TOOLS &  
MACHINERY

**5**  
SHOP  
SUPPLIES

**6**  
FASTENERS

**7**  
MIRROR  
HARDWARE

**8**  
CABINET &  
FURNITURE  
GLASS  
HARDWARE

**9**  
DOORS &  
WINDOWS  
HARDWARE

**10**  
WEATHER  
STRIPPING

**11**  
SCREEN &  
SCREENING  
SUPPLIES

**12**  
GLASS  
BALUSTER  
& RAILING

**13**  
GLASS  
ARCHITECTURAL  
HARDWARE

**14**  
SLIDING  
DOOR  
SYSTEMS

**15**  
MOLDINGS

**16**  
COMMERCIAL  
DISPLAY  
HARDWARE

**17**  
AUTOMOTIVE

# Glass Polishing and Etching Accessories

## Richelieu Section 5E

### Polishing Head Assembly

An all wool white polishing felt wheel (1-1/2" thick x 3" diameter) mounted on the adapter with a 1/4" shank for chucking with power tool of at least 1300 RPM. Removes light scratches and water deposits from glass using any electric drill or power tool with a standard chuck or 5/8-11 thread mount.

Sold by unit

PRODUCT	DIAMETER	THICKNESS	QTY/BOX
GTPOLISH5031	3" (76 mm)	1 1/2" (38 mm)	1
GTPOLISH7573	3" (76 mm)	1 1/2" (38 mm)	1

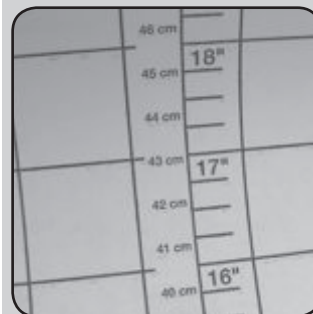


### Sandblast Tape

A thin, strong, vinyl tape formulated for stability and creep resistance. Readily accepts pen, pencil and carbon papers. Cuts cleanly and easily; holds intricate patterns.

Sold by unit

PRODUCT	MATERIAL	LENGTH	WIDTH	QTY/BOX
SAST1825	Vinyl	108' (33 m)	18" (457 mm)	1



### Acid Etching Cream

Armour Etch is a fast acting specially formulated glass etching compound that lets you create permanent etched designs on windows, mirrors and household glassware.

Sold by unit

PRODUCT	VOLUME	QTY/BOX
GMETCH1003	3 oz (89 ml)	1
GMETCH1010	10 oz (296 ml)	1



### Acid Etch Ink Stamp Pad/Kit

Used to permanently etch glass. Specially formulated rubber designed to withstand acid contact. Use sparingly then thoroughly clean stamp with clean water when not in use. Note: Dry stamp pad is shipped without ink.

Sold by unit

PRODUCT	DESCRIPTION	QTY/BOX
GMETCHAS1S	"AS-1 LAMI"	1
GMETCHAS2S	"AS-2 LAMI"	1
GMETCH5024	Acid Ink Dry Stamp Pad	1
GMETCHAS1	Laminated Safety Plate AS-1	1
GMETCHAS2	Laminated Safety Plate AS-2	1



# Safety Products and Accessories

## Hand Protection

### Atlas Fit Glove

The Atlas 300 is the most popular style of all Atlas Fit Gloves. The Atlas 300 provides excellent tear resistance along with solid abrasion and puncture resistance in a high dexterity glove. Atlas 300 gloves are most commonly sold with a blue latex coating and gray shell. The Atlas Fit 300 is a palm-dipped blue natural rubber glove that provides durable protection without sacrificing long-wearing comfort. The cotton/polyester lining provides a comfortable fit. The rough textured lightweight natural rubber coating provides outstanding grip. An elastic knit-wrist secures the glove above the wrist for comfort and prevents debris from entering the glove. When your job demands abrasion resistance and gripping power while maintaining maximum dexterity, choose Atlas Fit 300. Knuckles are not coated to provide more dexterity and coolness.

- High dexterity
- Category: - General-Purpose
  - Cut-Resistant
- Material: Cotton
- Finish: - Wrinkle/anti-slip grip
  - Seamless
- Cuff: Adjustable

Application: Construction, Landscaping, Carpentry, Floor Tiling, Maintenance, Masonry, Garbage collection, Highway work, Roofing, Shipping and receiving.

Sold by pair

PRODUCT	COLOR	SIZE	QTY/BOX
SFT300S	Blue	Small	Pair
SFT300M	Blue	Medium	Pair
SFT300L	Blue	Large	Pair
SFT300XL	Blue	Extra-Large	Pair

### Biodegradable Disposable Nitrile Gloves 4 mil

Crafted with revolutionary Eco Best Technology® (EBT), this biodegradable 0.10 mm (4 mil) nitrile disposable glove delivers unmatched comfort, dexterity and performance across a range of applications.

- 100% nitrile with Eco Best Technology® (EBT)
- Thickness: 0.10 mm (4 mil)
- 240 mm (9.5 in) long
- Zero natural rubber latex proteins
- Powder free
- Rolled cuff
- Grip embossed
- High dexterity
- Color: Green
- 100 gloves per dispenser box, 10 dispensers per case
- 100% biodegradable
- Performs same as non-EBT nitrile disposable gloves
- Decreased risk of allergies
- High performance protection
- Second-skin feel

Sold by box of 100 units

PRODUCT	FINISH	SIZE	QTY/BOX
D611007	Smooth	Small	Box of 100
D611008	Smooth	Medium	Box of 100
D611009	Smooth	Large	Box of 100
D611010	Smooth	Extra-Large	Box of 100

## Richelieu Section 5F



1  
FRAMELESS  
SHOWER  
HARDWARE

2  
STANDOFFS &  
DECORATIVE  
GLASS SHELF  
HARDWARE

3  
CAULKING,  
INSULATING  
FOAM &  
GLAZING  
SPLINE

4  
TOOLS &  
MACHINERY

5  
SHOP  
SUPPLIES

6  
FASTENERS

7  
MIRROR  
HARDWARE

8  
CABINET &  
FURNITURE  
GLASS  
HARDWARE

9  
DOORS &  
WINDOWS  
HARDWARE

10  
WEATHER  
STRIPPING

11  
SCREEN &  
SCREENING  
SUPPLIES

12  
GLASS  
BALUSTER  
& RAILING

13  
GLASS  
ARCHITECTURAL  
HARDWARE

14  
SLIDING  
DOOR  
SYSTEMS

15  
MOLDINGS

16  
COMMERCIAL  
DISPLAY  
HARDWARE

17  
AUTOMOTIVE



# Safety Products and Accessories

## Hand Protection

### Biodegradable Multi-Purpose Knit Nitrile Gloves

An industry-leader in general-purpose hand protection, it provides superior defense against oils, hydrocarbons, grease and abrasion, with an optimal long-lasting grip. Engineered with Eco Best Technology® (EBT).

- Ideal for multi-use applications across a range of industries
- Lightweight 15-gauge seamless polyester knit liner with biodegradable nitrile coating
- Liner and coating engineered with Eco Best Technology® (EBT)
- Ergonomic design
- Sponge grip
- Green color with green palm
- 100% biodegradable
- Protects the hands against oils, dirt, grease and abrasion
- Seamless and breathable for optimum comfort
- A flexible robust glove providing great dexterity and good resistance to abrasion
- Ergonomic design replicates the natural shape of the human hand, thus reducing fatigue and increasing comfort
- Cuff: Elastic Knit

Sold by pair

PRODUCT	FINISH	MATERIAL	SIZE	QTY/BOX
D455207	Seamless	Polyester/Nitrile	Small	Pair
D455208	Seamless	Polyester/Nitrile	Medium	Pair
D455209	Seamless	Polyester/Nitrile	Large	Pair
D455210	Seamless	Polyester/Nitrile	Extra-Large	Pair

### Black Hawk Premium Work Gloves

This is a premium, professional grade glove. Features a tough textured nitrile coated palm and a breathable, seamless knit nylon shell.

- Professional quality
- General-Purpose
- Material: - Nylon
- - 100% Nitrile
- Finish: Seamless
- Cuff: Adjustable

Sold by pair

PRODUCT	COLOR	SIZE	QTY/BOX
SFT380M	Black	Medium	Pair
SFT380L	Black	Large	Pair
SFT380XL	Black	Extra-Large	Pair

### Chemical-Resistant Biodegradable Nitrile Gloves, 15 mil

Created with premium-grade plasticizers and nitrile reinforcement, this glove brings you the best tactile precision and very high protection against solvents and acids.

- 100% nitrile biodegradable
- Engineered with Eco Best Technology® (EBT)
- Flock-lined with non-reinforced cotton
- Rough textured finish on fingers and palm
- Length: 14" (356 mm)
- Finish: Smooth
- 100% biodegradable
- Protection against chemicals, solvents and acids
- Tactile precision, excellent for handling small parts
- Suitable for use in wet, greasy and oily environments
- Category: - Chemical-Resistant
- - Biodegradable
- Cuff: Gauntlet

Sold by bag of 12 pairs

PRODUCT	COLOR	SIZE	QTY/BOX
D73108	Green	Medium	12 pairs / bag
D73109	Green	Large	12 pairs / bag
D73110	Green	Extra-Large	12 pairs / bag

## Richelieu Section 5F



# Safety Products and Accessories

## Hand Protection

### Chemical Resistant Gloves, 15 mil

- Superior resistance to abrasion, punctures, cuts, and snags, as well as to a large variety of solvents and other chemical products
- Anti-slip finish for better grip
- For work requiring solvent handling
- Chemical-Resistant
- Material: 100% Nitrile
- Finish: Smooth
- Cuff: Long

Sold by bag of 12 pairs

PRODUCT	COLOR	SIZE	QTY/BOX
D7308	Green	Medium	12 pairs / bag
D7309	Green	Large	12 pairs / bag
D73010	Green	Extra-Large	12 pairs / bag

### Disposable Gloves - Detailed & Dexterity Work, 4 mil

Most often used: For very detailed light work, providing better dexterity. Powder-Free. Not recommended for total immersion in hazardous products. Complies with standards \*21 CFR, 170-199.

- 100% nitrile throw-away glove
- Ultra-thin right or left hand, 9,5" long
- Perfect for people allergic to LATEX (hypoallergenic)
- Reduces manual fatigue caused by elastomeric materials
- Original N-Dex

Application: Tinting, stripping or painting.

Sold by box of 100 units

PRODUCT	COLOR	SIZE	QTY/BOX
D70057	Blue	Small	Box of 100
D70058	Blue	Medium	Box of 100
D70059	Blue	Large	Box of 100
D700510	Blue	Extra-Large	Box of 100

### Disposable Gloves - Detailed & Dexterity Work, 8 mil

Most often used: For very detailed light work, providing better dexterity. Powder-Free. Not recommended for total immersion in hazardous products. Complies with standards \*21 CFR, 170-199.

- 100% nitrile throw-away glove
- Ultra-thin right or left hand, 9,5" long
- Perfect for people allergic to LATEX (hypoallergenic)
- Reduces manual fatigue caused by elastomeric materials
- N-Dex Plus

Application: Tinting, stripping or painting.

Sold by box of 50 units

PRODUCT	COLOR	SIZE	QTY/BOX
D80058	Blue	Medium	Box of 50
D80059	Blue	Large	Box of 50
D800510	Blue	Extra-Large	Box of 50

## Richelieu Section 5F



1	FRAMELESS SHOWER HARDWARE
2	STANDOFFS & DECORATIVE GLASS SHELF HARDWARE
3	CAULKING, INSULATING FOAM & GLAZING SPLINE
4	TOOLS & MACHINERY
5	SHOP SUPPLIES
6	FASTENERS
7	MIRROR HARDWARE
8	CABINET & FURNITURE GLASS HARDWARE
9	DOORS & WINDOWS HARDWARE
10	WEATHER STRIPPING
11	SCREEN & SCREENING SUPPLIES
12	GLASS BALUSTER & RAILING
13	GLASS ARCHITECTURAL HARDWARE
14	SLIDING DOOR SYSTEMS
15	MOLDINGS
16	COMMERCIAL DISPLAY HARDWARE
17	AUTOMOTIVE

# Safety Products and Accessories

## Hand Protection

### Disposable Gloves - Light Work, 5 mil

Most often used: For very light work that only requires minimum protection. Lightly powdered. Not recommended for total immersion in hazardous products. Complies with standards \*21 CFR, 170-199.

- Natural latex glove, right or left hand, throw-away surgical type, allows great sensitivity
- Contains a small amount of powder
- Resists splashes (dyes, paint and non-hazardous products)

Sold by box of 100 units

PRODUCT	COLOR	SIZE	QTY/BOX
D50057	White	Small	Box of 100
D50058	White	Medium	Box of 100
D50059	White	Large	Box of 100
D500510	White	Extra-Large	Box of 100

### Disposable Gloves - Ultra-Light Work, 5 mil

Most often used: Ultra-light maintenance work that only requires minimum protection. Lightly powdered. Avoid contact with chemical products. Not recommended for total immersion in hazardous products. Complies with standards \*21 CFR, 170-199

- Vinyl gloves, right or left hand, contains a small amount of powder
- No lining
- Translucent textured finish

Sold by box of 100 units

PRODUCT	COLOR	SIZE	QTY/BOX
D20057	Natural	Small	Box of 100
D20058	Natural	Medium	Box of 100
D20059	Natural	Large	Box of 100
D200510	Natural	Extra-Large	Box of 100

### Disposable Latex Gloves, 11 mil

- 100% Latex
- Powder free
- Dispensor of 50 gloves per box
- Extended cuff

Sold by box of 50 units

PRODUCT	COLOR	SIZE	QTY/BOX
D33411L	Blue	Large	Box of 50
D33411XL	Blue	Extra-Large	Box of 50

### Disposable Nitrile Gloves, 6 mil, Diamond Textured

- 100% Nitrile
- Powder free
- Dispensor box contains 50 gloves
- Raised diamond textured palm for enhanced grip in wet or dry applications

Sold by box of 50 units

PRODUCT	COLOR	SIZE	QTY/BOX
D2456DL	Blue	Large	Box of 50
D2456DXL	Blue	Extra-Large	Box of 50
D2456DXXL	Blue	XX-Large	Box of 50

## Richelieu Section 5F



# Safety Products and Accessories

## Hand Protection

### Disposable Nitrile Gloves, 7 mil, Diamond Textured

- 100% Nitrile
- Powder free
- Dispenser box contains 50 gloves
- Raised diamond textured palm for enhanced grip in wet or dry applications

Sold by box of 50 units

PRODUCT	COLOR	SIZE	QTY/BOX
D2457DL	Orange	Large	Box of 50
D2457DXL	Orange	Extra-Large	Box of 50
D2457DXXL	Orange	XX-Large	Box of 50

### Disposable Nitrile Gloves, 8 mil, Diamond Textured

- 100% Nitrile
- Powder free
- Dispenser box contains 50 gloves
- Raised diamond textured palm for enhanced grip in wet or dry applications

Sold by box of 50 units

PRODUCT	COLOR	SIZE	QTY/BOX
D2458DL	Black	Large	Box of 50
D2458DXL	Black	Extra-Large	Box of 50
D2458DXXL	Black	XX-Large	Box of 50

### Dual Latex Breathable Gloves

Seamless knit gloves engineered full foam aerated latex with extra grip coating on palm, built to excel in the elements year-round, the dual latex technology offers everyday protection and performance for a versatile range of outdoor pursuits. Flexible construction enables high-performance dexterity across a range of outdoor tasks. Aerated latex foam coating reduces perspiration for maximum comfort. Creates an impenetrable barrier against water and liquids. Natural rubber coating offers superior grip. Anatomical hand shape design helps prevent hand fatigue.

- Anatomical handshape design
- Breathable
- Anti-slip finish for better grip
- Liner: Seamless 13-gauge Nylon/Polyester Knit
- Coating: Natural Rubber Latex
- Finish: Seamless
- Protects against: cold, liquid, dirt, general handling hazards
- No skin irritation
- General-Purpose
- Material: Nylon/Polyester

Sold by pair

PRODUCT	COLOR	SIZE	QTY/BOX
D30606	Blue/Black	Small	Pair
D30607	Blue/Black	Medium	Pair
D30608	Blue/Black	Large	Pair
D30609	Blue/black	Extra-Large	Pair

## Richelieu Section 5F



**1**  
FRAMELESS  
SHOWER  
HARDWARE

**2**  
STANDOFFS &  
DECORATIVE  
GLASS SHELF  
HARDWARE

**3**  
CAULKING,  
INSULATING  
FOAM &  
GLAZING  
SPLINE

**4**  
TOOLS &  
MACHINERY

**5**  
SHOP  
SUPPLIES

**6**  
FASTENERS

**7**  
MIRROR  
HARDWARE

**8**  
CABINET &  
FURNITURE  
GLASS  
HARDWARE

**9**  
DOORS &  
WINDOWS  
HARDWARE

**10**  
WEATHER  
STRIPPING

**11**  
SCREEN &  
SCREENING  
SUPPLIES

**12**  
GLASS  
BALUSTER  
& RAILING

**13**  
GLASS  
ARCHITECTURAL  
HARDWARE

**14**  
SLIDING  
DOOR  
SYSTEMS

**15**  
MOLDINGS

**16**  
COMMERCIAL  
DISPLAY  
HARDWARE

**17**  
AUTOMOTIVE

# Safety Products and Accessories

## Hand Protection

### Flannel Natural Rubber-Coated Gloves

Natural rubber-coated palm and cotton flannel lining. Recommended for rough work such as handling objects with sharp edges, glass, and sheet metal.

- Often imitated but never equaled, Nitty Gritty was the industry's first natural rubber glove
- 5-piece flannel lining
- Provides a strong grip and the best protection
- Complies with standards 21 CFR
- Cut resistant
- Size: Extra-Large
- Material: Rubber

Application: Glazier's model is the standard in the glass industry.

Sold by pair

PRODUCT	COLOR	FINISH	CUFF	QTY/BOX
D010168	Yellow	Smooth	Long/Extra large	Pair
D010175	Yellow	Smooth	Short/Extra large	Pair
D010099	Yellow	Wrinkle/anti-slip grip	Long/Extra large	Pair
D010179	Yellow	Wrinkle/anti-slip grip	Short/Extra large	Pair

### Disposable Grease Monkey Nitrile Gloves, 8 mil

- Made of black heavyweight nitrile
- Powder free
- 11" rolled cuff
- CFIA approved
- 50 gloves/dispenser
- Material: 100% Nitrile
- Finish: Smooth

Sold by box of 50 units

PRODUCT	COLOR	SIZE	QTY/BOX
SFT71XL	Black	Extra-Large	Box of 50

### Heavy-Duty "Skins" Gloves

SKINS HD Gloves are high-performance textured latex gloves: snag, puncture and abrasion resistant. The latex provides a superior grip in oily environments. Machine washable and extremely quick to dry.

- Superior grip in oily environments
- General-Purpose
- Material: Natural Latex
- Finish: - Wrinkle/anti-slip grip  
- Seamless
- Cuff: Adjusted
- Application:
- General construction
- Lumber and millwork
- Metal work

Sold by pair

PRODUCT	COLOR	SIZE	QTY/BOX
918413	Gray	Small	Pair
918408	Gray	Medium	Pair
918407	Gray	Large	Pair
918406	Gray	Extra-Large	Pair

## Richelieu Section 5F



# Safety Products and Accessories

## Hand Protection

### Heavy-Duty Work Gloves

These heavy-duty work gloves are highly popular gloves featuring a good grip latex palm and breathable knit back.

- Category: General-Purpose
- Material: - Cotton  
- Natural Latex
- Finish: - Wrinkle/anti-slip grip  
- Seamless
- Cuff: Adjusted

Sold by pair

PRODUCT	COLOR	SIZE	QTY/BOX
SFT301S	Blue	Small	Pair
SFT301XL	Blue	Extra-Large	Pair

### Insulated Atlas ThermaFit Gloves

Atlas ThermaFit gloves are the solution of choice for cold weather environments. A seamless, warm fleece-lined shell combines warmth, lightness, and flexibility. Unrivalled in both dry and wet conditions, they are the ideal gloves for cold weather or when superior protection from punctures is required. Providing exceptional warmth, the Therma Fit gives excellent dexterity and a better grip, wet or dry. Construction, recycling, general assembly and manufacturing.

- Perfect for work in cold environments
- Handling raw or finished wood
- Moving furniture and cabinets
- Handling wood, glass, metal or melamine panels
- Fleece-lined with gray rubber palm
- Excellent resistance to cuts
- Can be machine washed and dried
- Category: - Cut-Resistant  
- Insulated and Specialty
- Material: Acrylic
- Finish: - Wrinkle/anti-slip grip  
- Seamless
- Cuff: Adjusted

Sold by pair

PRODUCT	COLOR	SIZE	QTY/BOX
D4518	Gray	Medium	Pair
D4519	Gray	Large	Pair
D45110	Gray	Extra-Large	Pair

### Kevlar Glove

Atlas® KV350 Cut-Resistant glove provides excellent resistance to cuts while the durable oil-resistant nitrile coating provides high flexibility and durability. This high performing glove is excellent where there is a risk of cut, abrasion and puncture injury. The coated portion of the glove provides exceptional puncture resistance. The knuckles are not coated to provide more flexibility and cool comfortable wearing. For hazardous dirty conditions, this glove will protect and provide the grip and durability to get the job done.

- Flat dipped green nitrile coating
- Oil resistant grip
- Durable but flexible coating
- Kevlar knit liner
- High dexterity
- Cut-Resistant
- Material: - 100% Nitrile  
- Kevlar Mesh
- Finish: - Wrinkle/anti-slip grip  
- Seamless
- Cuff: Adjusted

Application: Mechanical and automotive, recycling, construction, bottling, machine assembly, glass handling, compartment assembly, sheet metal handling, cut resistance where cutting fluids are used.

Sold by pair

PRODUCT	COLOR	SIZE	QTY/BOX
SFT350L	Green	Large	Pair

## Richelieu Section 5F



# Safety Products and Accessories

## Hand Protection

### Knit Picker Gloves - General Work

Fully-coated PVC with seamless knit cotton liner. Restriction: Avoid contact with chemical products.

- Economical glove that lets you handle small objects
- Much more resistant than a cotton glove
- Gloves coated with light, porous PVC with a textured finish for better grip
- 100% seamless cotton lining for maximum comfort
- Can be machine washed and dried.
- Category: General-Purpose
- Material: PVC Rubber
- Finish: - Wrinkle/anti-slip grip  
- Seamless
- Cuff: - Short  
- Adjusted

Sold by pair

PRODUCT	COLOR	SIZE	QTY/BOX
D9619	Yellow	Large	Pair
D96110	Yellow	Extra-Large	Pair

### Latex Foam Dipped Palm on Polyester Gloves

- Latex foam dipped palm
- Orange hivi Polyester knit liner - 13 gauge
- General-Purpose
- Material: Polyester/Latex

Sold by bag of 12 pairs

PRODUCT	COLOR	SIZE	QTY/BAG
D1144SM	Orange/Black	Small/Medium	12 pairs / bag
D1144LXL	Orange/Black	Large/Extra-Large	12 pairs / bag

### Nitri-Flex Lite Gloves

Commonly used for general work. Flat-dipped nitrile, seamless nylon liner.

- Reusable knit nylon glove, the most flexible on the market.
- Nylon-lined glove with green nitrile palm
- Ultimate comfort with no seams
- Excellent resistance to cuts, scratches and wear
- Knit cuffs for better staying power
- Can be machine washed and dried
- General-Purpose
- Material: - Nylon  
- 100% Nitrile
- Finish: Seamless
- Cuff: Adjusted

Application: Ideal for handling wood moldings or carrying melamine, metal or cabinet panels.

Sold by pair

PRODUCT	COLOR	SIZE	QTY/BOX
D45007	Green	Small	Pair
D45008	Green	Medium	Pair
D45009	Green	Large	Pair
D450010	Green	Extra-Large	Pair

### Polyester/Cotton Gloves

- Fabricated with a blend of cotton and polyester
- 100% cotton jersey
- Knit wrist helps to keep dirt & debris out
- General-Purpose

Sold by bag of 12 pairs

PRODUCT	COLOR	SIZE	QTY/BAG
D0661M	White	Medium	12 pairs / bag
D0661L	White	Large	12 pairs / bag

## Richelieu Section 5F





# Safety Products and Accessories

## Hand Protection

### Polyester Gloves with Nitrile Dipping

Polyester gloves dipped in Nitrile offer excellent grip and dexterity in all conditions, and will keep your hands free from dirt and grime.

- Polyester gloves
- Palm & finger tips dipped in Nitrile
- Excellent grip
- High dexterity
- Breathable

Sold by bag of 10 pairs

PRODUCT	COLOR	SIZE	QTY/BOX
D1185QP	Red/Black	One size	10 pairs / bag

### Polyurethane Dipped on Industrial Cut-Resistant Gloves - Level 5

- Polyurethane dipped palm
- Salt and pepper Industrial cut resistant yarn liner
- Industrial quality
- Cut Protection Level 5
- Cut-Resistant

Sold by pair

PRODUCT	COLOR	SIZE	QTY/BOX
D1261M	Gray	Medium	Pair
D1261L	Gray	Large	Pair
D1261XL	Gray	Extra-Large	Pair

### Seamless Rubber-Coated Palm Gloves

- Handling raw or finished wood
- Moving furniture and cabinets
- Handling wood, glass, metal, or melamine panels
- Palm-coated green rubber with cotton lining
- Can be machine-washed and dried
- General-Purpose
- Cut-Resistant
- Finish: - Wrinkle/anti-slip grip  
- Seamless
- Cuff: Adjusted

Application: Construction, recycling, general assembly and manufacturing, Transportation and storage.

Sold by pair

PRODUCT	COLOR	SIZE	QTY/BOX
D3107	Green	Small	Pair
D3108	Green	Medium	Pair
D3109	Green	Large	Pair
D31010	Green	Extra-Large	Pair

## Richelieu Section 5F



**1**  
FRAMELESS  
SHOWER  
HARDWARE

**2**  
STANDOFFS &  
DECORATIVE  
GLASS SHELF  
HARDWARE

**3**  
CAULKING,  
INSULATING  
FOAM &  
GLAZING  
SPLINE

**4**  
TOOLS &  
MACHINERY

**5**  
SHOP  
SUPPLIES

**6**  
FASTENERS

**7**  
MIRROR  
HARDWARE

**8**  
CABINET &  
FURNITURE  
GLASS  
HARDWARE

**9**  
DOORS &  
WINDOWS  
HARDWARE

**10**  
WEATHER  
STRIPPING

**11**  
SCREEN &  
SCREENING  
SUPPLIES

**12**  
GLASS  
BALUSTER  
& RAILING

**13**  
GLASS  
ARCHITECTURAL  
HARDWARE

**14**  
SLIDING  
DOOR  
SYSTEMS

**15**  
MOLDINGS

**16**  
COMMERCIAL  
DISPLAY  
HARDWARE

**17**  
AUTOMOTIVE

# Safety Products and Accessories

## Eye Protection

### CatEyes Anti-Fog Safety Glasses

These safety glasses are ultra-comfortable, super-affordable and great-looking!

- Shatterproof wraparound lenses
- Anti-fog and anti-static coated lenses
- UV Protection - UVB 95% UVA 60%
- Scratch resistant lenses
- Reinforced temples
- Quality construction
- ANSI (Z87.1 rated) and OSHA approved
- 35% lighter than standard glasses
- Adjustable Length Arms Glasses
- Material: Plastic

Sold by unit

PRODUCT	COLOR	QTY/BOX
916843	Amber	12
916845	Black-Tinted	12
918848	Blue	12
916844	Clear	12
916447	Mirrored	12
918849	Red	12

### CatEyes Diopter Safety Glasses

These safety glasses are ultra-comfortable, super-affordable and great-looking!

- Shatterproof scratch resistant
- Reinforced temples
- Quality construction
- ANSI (Z87.1 rated)/OSHA approved
- Anti-fog and anti-static coated lenses
- UV protection - UVB 95% UVA 60%
- 35% lighter than standard glasses
- Material: Plastic
- Color: Clear
- Feature: Diopter Glasses

Sold by unit

PRODUCT	TYPE OF EYE PROTECTION	QTY/BOX
916846	1.5 diopter	12
916847	2.0 diopter	12
916848	2.5 diopter	12
916849	3.0 diopter	12

### Fully Adjustable BX Safety Glasses

With many adjustment options, BX eyewear gives your workers better-fitting glasses and promotes a positive attitude about wearing eyewear in the workplace.

- All the comfort at a very comfortable price
- Fully adjustable and high style
- Meets ANSI Z87.1-2003 and CSA Z94.3 standards
- Clear, anti-fog lenses
- Adjustable temple length, lens angle, and nose bridge
- Color: Clear
- Material: Plastic

Sold by unit

PRODUCT	FRAME COLOR	QTY/BOX
9609232	Silver/Black	20

## Richelieu Section 5F



# Safety Products and Accessories

## Eye Protection

### Virtua Ultra Light Safety Glasses

Versatile value: Virtua safety eyewear. This line combines outstanding style with protection and affordability.

- Sleek, sporty unisex styling
- 9 base curve lens
- Comfortable, ultra light frame
- High-impact polycarbonate filters 99.9% of UV rays
- Meets ANSI Z87.1-2003 and CSA Z94.1 standards
- Ultra-Light Glasses
- Color: Clear
- Material: Plastic

Sold by unit

PRODUCT	TYPE OF EYE PROTECTION	QTY/BOX
9609231	AP Safety Goggles	20

### Safety Squeeze Bottles

Dispensing bottle is constructed of polyethylene with a stainless steel wire that allows stem to be shaped to reach "hard-to-get-at" areas. Dispense flammable liquids directly on small components or sub assemblies with a minimum of over spray. Airtight design reduces spillage. Note: Check reference chart for compatibility.

- Size: 16 oz

Sold by unit

PRODUCT	QTY/BOX
SFTSB4724F	1

## Hearing Protection

### Classic Earplugs

The first earplugs in the world still remain the most popular today.

- Slow-recovery foam helps ensure comfort and minimize pressure
- Bright yellow color provides a quick visual compliance check
- Dermatologically safe foam is non-irritating, nonflammable, and moisture-resistant
- Moisture Resistant: Helps reduce moving and shifting problems when used in moist environments
- Reduced Pressure: Lower equilibrium pressure than many competitive earplugs
- Flame Retardant: Important for storage considerations
- ANSI S3.19-1974; CSA Class AL
- Performance: Good Attenuation of Noise

Sold by box of 200 units

PRODUCT	NRR RATING	SHAPE	QTY/BOX
9609217	29 dB	Cylindrical	200

### Corded Ultra-Fit Earplugs

- These durable, reusable corded earplugs are easy to use again and again thereby reducing waste
- Poly bag keeps earplugs clean before use
- Single size fits comfortably in most ear canals
- Pre-molded, triple-flange earplug design inserts easily
- No rolling or sizing needed to get a comfortable, protective fit
- Washable and reusable
- Noise Reduction Rating (NRR)\*: 25dB. CSA Class AL
- Performance: Good Attenuation of Noise

Sold by box of 100 units

PRODUCT	NRR RATING	SHAPE	QTY/BOX
9609227	25 dB	Premolded	100

## Richelieu Section 5F



**1**  
FRAMELESS  
SHOWER  
HARDWARE

**2**  
STANDOFFS &  
DECORATIVE  
GLASS SHELF  
HARDWARE

**3**  
CAULKING,  
INSULATING  
FOAM &  
GLAZING  
SPLINE

**4**  
TOOLS &  
MACHINERY

**5**  
SHOP  
SUPPLIES

**6**  
FASTENERS

**7**  
MIRROR  
HARDWARE

**8**  
CABINET &  
FURNITURE  
GLASS  
HARDWARE

**9**  
DOORS &  
WINDOWS  
HARDWARE

**10**  
WEATHER  
STRIPPING

**11**  
SCREEN &  
SCREENING  
SUPPLIES

**12**  
GLASS  
BALUSTER  
& RAILING

**13**  
GLASS  
ARCHITECTURAL  
HARDWARE

**14**  
SLIDING  
DOOR  
SYSTEMS

**15**  
MOLDINGS

**16**  
COMMERCIAL  
DISPLAY  
HARDWARE

**17**  
AUTOMOTIVE

# Safety Products and Accessories

## Hearing Protection

### "Lite-Band" Banded Ear Protection

Innovative and unique, soft, oval shape foam earplugs guarantee the most comfortable fit. The band is ergonomically shaped and its stability limits contact with clothing, which significantly reduces sound transmission.

The "Lite-Band" is the lightest banded ear protector on the market. Weighs just 8 g. (0.2 oz) and is ideal for short jobs, for people moving in and out of noisy areas and for visitors.

- Ergonomic pre-formed band
- Positioned under the chin
- Perfect fit
- Oval cap shape of the plug fits well over the ear canal
- Lightweight bands offer comfort
- Light, comfortable and secure fit
- Fixed position with reduced sound transmission
- Good fit without pressure
- Excellent stability once fitted
- Easy fitting, comfortable to wear for long periods
- Hygienic and economic

Sold by unit

PRODUCT	NRR RATING	QTY/BOX
DNNP105	20 dB	1

### E-A-RSoft FX Earplugs

Patented bell shape and super-soft foam is inserted more easily and seals more effectively to provide the highest NRR available in the industry.

- Custom polyurethane foam formulation provides slow recovery and extreme softness for optimum comfort
- Flanged end allows easy insertion and removal
- Performance: Best Available Noise Attenuation

Sold by box of 200 units

PRODUCT	NRR RATING	SHAPE	QTY/BOX
9609218	33 dB	Preformed	200

### Optime 101 Earmuffs (Helmet Mount)

- For noise levels up to 101 dBA, these cap-mount earmuffs provide effective hearing protection
- Cap-mounted design allows for easy use with most hard hats
- Liquid/foam filled ear cushions
- Color-coding for compliance sighting
- Cushions easily replaceable by snap bottom
- Performance: Good Attenuation of Noise

Sold by unit

PRODUCT	NRR RATING	QTY/BOX
9609229	24 dB	1

### Optime 98 Earmuffs

For noise levels up to 98dBA. Delivers effective protection for mid-range environments comfortably.

- Lightweight headband
- Ideal for environments including factories, sheet metal works, schools and power equipment
- Dual low-pressure bands improve comfort
- Broad foam cushions provide low surface pressure
- ANSI S3.19-1974/CSA Z94.2
- Performance: Good Attenuation of Noise

Sold by unit

PRODUCT	NRR RATING	QTY/BOX
9609219	25 dB	1

## Richelieu Section 5F



# Safety Products and Accessories

## Respiratory Protection

### Economical Dust Respirator 8200 N95

The basic features and lightweight construction of this style respirator make it an economical solution for a variety of dusty applications compared to other respirators and masks. Patented filter media with advanced electrostatically charged microfibers help make breathing easier for enhanced user comfort.

- Two-strap design with dual point attachment helps provide a secure fit
- Adjustable nose clip reduces eyewear fogging and helps ensure a better seal and fit
- Lightweight construction enhances worker comfort and wear time
- Meets NIOSH 42 CFR 84 N95 requirements with a 95% filtration efficiency
- Without Valve

Application: Bagging, Grinding, Sanding, Sawing, Sweeping, Woodworking, Other dusty applications.

Sold by box of 20 units

PRODUCT	TYPE	QTY/BOX
9609221	Dust Masks	20

### Filter Retainer for 6000, 6500QL & 7500 Series

This filter features the same characteristics as 9605071, but adds protection against oil-based particles and a longer useful life. This device is made for P95 #9605071 prefilters, extending the useful life of prefilters. Two devices required per respirator.

Application: Painting and pesticide spraying.

Sold by box of 20 units

PRODUCT	QTY/BOX
9605171	20

### Half-Face Respirator 6500QL Series

These reusable Half-Face Respirator 6500QL Series have been designed with tough and dirty work environments in mind. Stay productive and protected - the 6500 Series delivers durability and stability with a firm, lightly textured silicone faceseal and strong body construction. The 6500QL Series features the Quick Latch Drop Down mechanism. Available in three sizes. All masks have the Bayonet Connection System allowing connection to a broad range of twin lightweight filters to protect against gases, vapours, and particulates depending on your individual needs. Twin filter design provides lower breathing resistance.

- Feature: Respirator Only

Sold by unit

PRODUCT	SIZE	QTY/BOX
9606501	Small	1
9606502	Medium	1
9606503	Large	1

## Richelieu Section 5F



1  
FRAMELESS  
SHOWER  
HARDWARE

2  
STANDOFFS &  
DECORATIVE  
GLASS SHELF  
HARDWARE

3  
CAULKING,  
INSULATING  
FOAM &  
GLAZING  
SPLINE

4  
TOOLS &  
MACHINERY

5  
SHOP  
SUPPLIES

6  
FASTENERS

7  
MIRROR  
HARDWARE

8  
CABINET &  
FURNITURE  
GLASS  
HARDWARE

9  
DOORS &  
WINDOWS  
HARDWARE

10  
WEATHER  
STRIPPING

11  
SCREEN &  
SCREENING  
SUPPLIES

12  
GLASS  
BALUSTER  
& RAILING

13  
GLASS  
ARCHITECTURAL  
HARDWARE

14  
SLIDING  
DOOR  
SYSTEMS

15  
MOLDINGS

16  
COMMERCIAL  
DISPLAY  
HARDWARE

17  
AUTOMOTIVE

# Safety Products and Accessories

## Respiratory Protection

### Half-Face Respirator Series 6000

These half-face series 6000 respirators are the most lightweight and adjustable that you can find on the market. Manufactured with a soft, light material and offered in two convenient sizes with easy-to-adjust straps. Extremely comfortable with a low profile for a better view and the ability to wear safety glasses. No pieces to replace other than filters and cartridges-- simply replace when they reach capacity. If cleaned according to manufacturer recommendations, this respirator may be used from 20 to 30 times. Both sizes recognized by NIOSH/MSHA. Respirator comes with a convenient storage bag.

- The lightest, best-balanced respirators currently offered on the market
- Easy-adjust straps make respirator incredibly comfortable
- Low profile for a good view and no interference with safety glasses
- Can be used 20 to 30 times
- Only filters and cartridges need replacement
- Storage bag included
- Protection: Against Certain Oily Particles
- Type: Half-Face Respirators and Accessories

Application: Painting and pesticide spraying.

Sold by unit

PRODUCT	SIZE	TYPE	QTY/BOX
9606370	Medium	Complete Kit	1
9606200	Medium	Respirator Only	1
9606371	Large	Complete Kit	1
9606300	Large	Respirator Only	1

### Half-Face Siliconed Respirator Series 7500

This half-face piece reusable respirator, 7500 Series, uses advanced silicone material to help provide comfortable and durable respiratory protection. The 3M Cool Flow Valve helps make breathing easier and reduces heat and moisture build-up for cool, dry comfort. Advanced silicone material provides a softer feel on the face. Unique adjustment design helps reduce pressure points on the face for unsurpassed comfort. Unique head harness design adjusts easily so user has the option of wearing the respirator in either traditional or drop-down modes. Made from soft, resilient silicone and heat-resistant plastics. Unique valve design helps make breathing easier, and helps reduce heat and moisture buildup in the face piece.

- Protection: Against Certain Oily Particles
- Type: Half-Face Respirators and Accessories
- Respirator only

Application: Abatement, Painting, Welding, Chemical handling, Battery manufacturing, Construction, Utilities, Mining, Pharmaceutical, Smelting.

Sold by unit

PRODUCT	SIZE	QTY/BOX
9607502	Medium	1
9607503	Large	1

## Richelieu Section 5F



# Safety Products and Accessories

## Respiratory Protection

### Lightweight Valve Dust Respirator 8511 N95

The 3M™ Particulate Respirators 8511 N95 are uniquely designed to help provide comfortable, reliable worker protection. Ideally suited for work settings that involve heat, humidity, or long periods of wear, the 8511 offers a number of benefits to you and your workers. NIOSH N95 approved.

- At least 95% filtration efficiency against solid and liquid aerosols that do not contain oil
- 3M Cool Flow Exhalation Valve
- Patented one-way valve offers easy exhalation and cool, dry comfort
- M-noseclip
- Adjusts easily for fewer pressure points and greater comfort
- Reduces the potential for eyewear fogging
- Helps provide a custom fit and secure seal
- Braided headband
- Provides comfort and durability
- Lightweight construction
- Promotes greater worker comfort
- Contributes to increase wear time
- LATEX FREE
- With Valve

Application: Grinding, Sanding, Sweeping, Bagging, Other hot, dusty operations.

Sold by box of 10 units

PRODUCT	QTY/BOX
9608511	Box of 10

### MXV Adjustable Dust Mask (10/Pk)

FastCap's MXV Dust Masks are a superior-quality filtration system. These high quality dust masks are perfect for general purpose non-toxic applications where dust and particles are present. The Easy Breathe exhale valve keeps dust out and helps prevent the fogging of your safety glasses while you work. So comfortable, you may forget you're wearing a mask.

- Easy-breathe exhale valve
- High-quality construction
- Fully adjustable fit
- Comfortable
- Hygienic material
- With Valve

Sold by box of 10 units

PRODUCT	QTY/BOX
916552	Box of 10

### Low-Profile Valve Dust Respirator 9211+ N95

Workers want respirators that are comfortable, lightweight and convenient. That's why 3M, with its long experience in filtration technologies, designed a family of respirators that provides high levels of comfort and value.

- NIOSH N95 approved
- At least 95% filtration efficiency against solid and liquid aerosols that do not contain oil.
- Three-panel respirator with innovative design
- Low-profile for better visibility and compatibility with a wide variety of safety equipment
- Conforms to a wide range of face sizes
- Offers convenient storage and portability prior to use
- Soft cover web on inner panel
- Feels comfortable against the skin
- Soft nose foam pad and conformable nose clip
- Adjusts easily
- Helps provide a custom fit and secure seal
- Reduces the potential for eyewear fogging
- Individually packaged
- Helps prevent contamination during storage
- Helps increase worker acceptance
- Allows for easy dispensing
- 3M Cool Flow Exhalation Valve (9211 only)
- Patented one-way valve allows easy exhalation and cool, dry comfort
- Central positioning of the 3M Cool Flow Exhalation Valve allows for efficient performance
- Lightweight, collapse-resistant design
- Promotes greater worker comfort
- Contributes to increased wear time
- With valve

Application: Grinding, Sanding, Sweeping, Bagging, General maintenance, Other operations that create dust.

Sold by box of 10 units

PRODUCT	QTY/BOX
9609211	Box of 10

## Richelieu Section 5F



1  
FRAMELESS  
SHOWER  
HARDWARE

2  
STANDOFFS &  
DECORATIVE  
GLASS SHELF  
HARDWARE

3  
CAULKING,  
INSULATING  
FOAM &  
GLAZING  
SPLINE

4  
TOOLS &  
MACHINERY

5  
SHOP  
SUPPLIES

6  
FASTENERS

7  
MIRROR  
HARDWARE

8  
CABINET &  
FURNITURE  
GLASS  
HARDWARE

9  
DOORS &  
WINDOWS  
HARDWARE

10  
WEATHER  
STRIPPING

11  
SCREEN &  
SCREENING  
SUPPLIES

12  
GLASS  
BALUSTER  
& RAILING

13  
GLASS  
ARCHITECTURAL  
HARDWARE

14  
SLIDING  
DOOR  
SYSTEMS

15  
MOLDINGS

16  
COMMERCIAL  
DISPLAY  
HARDWARE

17  
AUTOMOTIVE



# Safety Products and Accessories

## Respiratory Protection

### Particulate Filter 2071 for 6000, 6500QL & 7500 Series

The 3M Particulate Filter 2071, P95 with advanced filtration technology has been developed with your respiratory needs in mind. NIOSH approved P95: At least 95% filtration efficiency against solid and liquid aerosols including oils. Comfort: 3M's advanced filter technology provides a lightweight, easy breathing combination not found in fiberglass containing filters. Versatile protection: The 2071 is well suited for a wide range of oil and non-oil based particulate contaminants and can be used as a prefilter for certain chemical exposures.

- Simplicity: The versatility of this filter reduces your inventory and training requirements
- Compatibility: The 2071 can be used with 3M's wide variety of half and full face pieces
- Durability: The unique flexible filter material resists abrasion and wetting. Filters are flame and water resistant

Application: Grinding, Welding, Sanding, Sawing, Sweeping, Bagging, Other dusty, oily operations, Welding, Torch cutting, Brazing, Soldering

Sold by pair

PRODUCT	QTY/BOX
9609224	1

### Pocket Dust Masks

FastCap's MXV Dust Masks are a superior-quality filtration system. These high quality dust masks are perfect for non-toxic, general purpose applications where dust and particles are present. The Easy Breathe exhale valve keeps the dust out and helps keep your safety glasses from fogging while you work. So comfortable, you may forget you're wearing a mask. See clearly and breathe easily with the easy-exhale valve. Extra-thick comfort foam. Fully adjustable.

- Soft, comfortable material
- Fully adjustable nosepiece
- Easy-breathe valve
- Super-thick multi-layer filtration membrane
- Fits flat in your pocket
- Hygienically clean material
- NIOSH N95 rated
- With Valve

Sold by box of 10 units

PRODUCT	QTY/BOX
916451	Box of 10

### Pre-Filter Replacement for 6000, 6500QL & 7500 Series

These pre-filters are made for the 6000, 6500QL & 7500 series half-face respirators. They are recognized by NIOSH and provide protection from oil-based and oil-free particles, including spray paint.

- High-tech electrostatic filter for use with cartridge 9606001
- Stick-proof
- NIOSH recognized
- Protects against some oil-free aerosol particles with 95% effectiveness
- Reduces lint formation

Application: Painting and pesticide spraying.

Sold by box of 10 units

PRODUCT	QTY/BOX
9605071	Box of 10

## Richelieu Section 5F



# Safety Products and Accessories

## Respiratory Protection

### Quality Dust Respirator 8210 N95

The 3M™ dust respirator 8210 N95 is designed to provide reliable, high-quality respiratory protection against certain non-oil based particles. The 8210 offers a number of benefits to you and your workers. NIOSH N95 approved. Because they are comfortable to wear and easy to use, workers are quick to accept and use maintenance free respirators like the 8210. These respirators can provide protection equivalent to a rubber face piece respirator at a much lower cost and greater convenience. Advanced electro-statically charged microfibers make breathing easier and cooler.

- At least 95% filtration efficiency against solid and liquid aerosols that do not contain oil
- Advanced electret media
- Helps provide worker protection
- Lightweight construction
- Promotes worker comfort
- Contributes to increased wear time
- Adjustable nose-clip
- Helps provide a custom fit and secure seal
- Reduces the potential for eyewear fogging
- Without Valve

Application: Grinding, Sanding, Sweeping, Bagging, Woodworking, Foundries, Other dusty operations

Sold by box of 20 units

PRODUCT	QTY/BOX
9608210	Box of 20

### Replacement Cartridge for 6000, 6500QL & 7500 Series

Replacement cartridge for Half-face Respirator 6000, 6500QL & 7500 series. Protects against some organic vapors from spray painting and pesticide spraying. This cartridge is compatible with 6000, 6500QL & 7500 series half-face respirators. Recognized protection against organic vapors such as those from spray painting, according to NIOSH TC-23C-1769 rules.

Application: Painting and pesticide spraying.

Sold by pair

PRODUCT	QTY/BOX
9606001	Pair

## Protective Clothing

### Cut-Resistant Sleeve with Thumb Hole

Outstanding resistance to cuts: this sleeve is ideal for work that involves high risk of cutting injury. The lightweight engineered yarn used in this product provides optimal dexterity and comfort.

- 18" length
- Silicum-reinforced fiber
- Meets EN388 level 5 standards
- Meets EN407 level 1 standards; contact heat 100° C >15 seconds
- Machine washable
- Durable : consistently outperforms other yarns for abrasive wear
- Easy dexterity and tactile sensitivity
- Material: Industrial Cut Resistant Yarn
- Category: Cut-Resistant
- One size

Application: Recommended for use in manufacturing/production environments in the metal and glass industries or wherever sharp objects and materials are handled.

Sold by unit

PRODUCT	COLOR	QTY/BOX
D4148TH	Gray	1

## Richelieu Section 5F



1  
FRAMELESS  
SHOWER  
HARDWARE

2  
STANDOFFS &  
DECORATIVE  
GLASS SHELF  
HARDWARE

3  
CAULKING,  
INSULATING  
FOAM &  
GLAZING  
SPLINE

4  
TOOLS &  
MACHINERY

5  
SHOP  
SUPPLIES

6  
FASTENERS

7  
MIRROR  
HARDWARE

8  
CABINET &  
FURNITURE  
GLASS  
HARDWARE

9  
DOORS &  
WINDOWS  
HARDWARE

10  
WEATHER  
STRIPPING

11  
SCREEN &  
SCREENING  
SUPPLIES

12  
GLASS  
BALUST &  
RAILING

13  
GLASS  
ARCHITECTURAL  
HARDWARE

14  
SLIDING  
DOOR  
SYSTEMS

15  
MOLDINGS

16  
COMMERCIAL  
DISPLAY  
HARDWARE

17  
AUTOMOTIVE

# Safety Products and Accessories

## Protective Clothing

### Kevlar Sleeve with Thumb Hole

This standard, two-ply knit sleeve with thumb hole pulls on easily, stays in place and stretches for a comfortable fit. Usually worn to the elbow or the middle of the upper arm.

Sold by pair

PRODUCT	LENGTH	QTY/BOX
SFT18	18" (457 mm)	Pair

### Nylon Cane Wrist Protector

These cane wrist protectors are a mandatory apparel item for individuals handling plate glass and mirror sheets. They offer protection to the forearm, where major veins are close to the skin's surface. It will protect these areas from small cuts, scratches, and abrasions caused by unfinished glass edges. The sleeve is lightweight and flexible enough not to restrict arm and wrist movement. A double layer of cane not only protects but also allows air to reach the skin. Each protector has an "easy lock" grip-on closer.

Sold by pair

PRODUCT	SIZE	LENGTH	QTY/BOX
SFT4427	Medium	7" (178 mm)	Pair
SFT4428	Medium	8" (203 mm)	Pair
SFT4429	Large	9" (229 mm)	Pair
SFT4430	Extra-Large	9" (229 mm)	Pair

### Shoulder Cap Sleeves

Richelieu offers a variety of different shoulder cap sleeves to provide optimum cut protection. These Shoulder Cap Sleeves are manufactured without eyelets. They feature a snap wrist closure and two 9-inch alligator clips to hold the sleeves together.

Sold by pair

PRODUCT	DESCRIPTION	LENGTH	QTY/BOX
SFTS31KY25I	With clips	25" (63.5 cm)	Pair
SFTS31KY27I	With clips	27" (68.58 cm)	Pair
SFTS31KY29I	With clips	29" (73.66 cm)	Pair
SFTS30KV25I	With eyelets	25" (63.5 cm)	Pair
SFTS30KV27I	With eyelets	27" (68.58 cm)	Pair
SFTS30KV29I	With eyelets	29" (73.66 cm)	Pair

### Heavy-Duty Leather Apron Bib Belt

- Made of durable split leather
- Adjustable waist 2" (5.08 cm) belt
- Large bench apron approx. 24" x 24" (60.96 cm x 60.96 cm)
- Vinyl backed on inside of apron

Sold by unit

PRODUCT	QTY/BOX
SFTAP640	1

## Richelieu Section 5F



# Safety Products and Accessories

## Protective Clothing

### Heavy Duty Leather Chap Style Apron

- Made of durable split leather
- Adjustable waist 2" (5.08 cm) belt with quick release buckle
- 3/4" leg strap
- Overall size 22" x 26" (55.88 cm x 60.96 cm)

Sold by unit

PRODUCT	QTY/BOX
SFTAP606	1

### Heavy Duty Leather Chaps with Full Bib Apron

Sold by unit

PRODUCT	QTY/BOX
SFTAP603	1

### Kevlar Dickey

Featuring a turtleneck-style collar, this Kevlar Dickey with 12-inch bib offers neck and upper torso protection.

Sold by unit

PRODUCT	QTY/BOX
SFTH01KK016	1

### Kevlar Split Leg Apron - 22 oz

Split-leg waist apron with leather strap closure in back and leather closures around legs. With added optional velcro strips (not shown) for the optional apron patch (SFTA06TC16I18I) which is sold separately. Kevbest twill material provides excellent cut protection. Note: Snaps together with the C28KV jackets.

Apron patch for Apron (SFTA03TC24I26I) sold separately. Kevbest twill material provides excellent cut protection.

Sold by unit

PRODUCT	DESCRIPTION	LENGTH	QTY/BOX
SFTA03TC24I26I	Split Leg Apron	24" (610 mm)	1
SFTA06TC16I18I	Split Leg Apron Patch	24" (610 mm)	1

### Protective Rubber Apron

A PVC, medium weight, acid proof apron. Thickly rubberized, but allows ease of movement. Perfect for protection of clothing against acids, paints, oils and solvents. Polyester lined. Approx: 35" wide x 45" long, comes complete with ties.

Sold by unit

PRODUCT	QTY/BOX
SFTAP4291	1

## Richelieu Section 5F



1  
FRAMELESS  
SHOWER  
HARDWARE

2  
STANDOFFS &  
DECORATIVE  
GLASS SHELF  
HARDWARE

3  
CAULKING,  
INSULATING  
FOAM &  
GLAZING  
SPLINE

4  
TOOLS &  
MACHINERY

5  
SHOP  
SUPPLIES

6  
FASTENERS

7  
MIRROR  
HARDWARE

8  
CABINET &  
FURNITURE  
GLASS  
HARDWARE

9  
DOORS &  
WINDOWS  
HARDWARE

10  
WEATHER  
STRIPPING

11  
SCREEN &  
SCREENING  
SUPPLIES

12  
GLASS  
BALUSTER  
& RAILING

13  
GLASS  
ARCHITECTURAL  
HARDWARE

14  
SLIDING  
DOOR  
SYSTEMS

15  
MOLDINGS

16  
COMMERCIAL  
DISPLAY  
HARDWARE

17  
AUTOMOTIVE

# Safety Products and Accessories

## Protective Clothing

### Kevlar Jacket with Eyelets

This 8 oz. Kevlar eyeleted Eisenhower-style jacket features a front zipper closure.

Sold by unit

PRODUCT	SIZE	CHEST	SLEEVE	QTY/BOX
SFTC35GKVM	Medium	50	31	1
SFTC35GKLG	Large	52	33	1
SFTC35GKXL	Extra-Large	54	35	1
SFTC35GKXXL	XX-Large	56	37	1
SFTC35GKXXXL	XXX-Large	58	39	1
SFTC35GKXXXXL	XXXX-Large	60	41	1

## Richelieu Section 5F



### Kevlar Open-Back Jacket

A popular cut protection uniform choice is our open-backed, surgeon-style jacket. This 8 oz. Kevbest coat is without eyelets and features a wide Velcro closure at the back of the neck. A series of snaps allows for fitting adjustments. This jacket is most often paired with our 22 oz. Thermobest split-leg apron or apron patch (as shown, not included).

Sold by unit

PRODUCT	SIZE	CHEST	SLEEVE	QTY/BOX
SFTC28KVMD31	Medium	42	33	1
SFTC28KVLG33	Large	46	33	1
SFTC28KVXL33	Extra-Large	48	33	1
SFTC28KVXL35	Extra-Large	48	35	1



### Kevlar Zip-Front Jacket

This 8 oz. Kevlar Eisenhower-style jacket without eyelets features a front zipper closure.

Sold by unit

PRODUCT	SIZE	CHEST	SLEEVE	QTY/BOX
SFTC35KVLG	Large	52	33	1



### Protection Hard Hat

Hard hat features accessory slots for ear muff attachment and/or headgear and face shield attachment.

- Comfortable 4-point ratchet suspension system with height adjustment
- Low-profile, short brim design for balance, stability, and upward visibility
- Replaceable brow pad
- Meets the requirements of ANSI/ISEA Z89.1-2009 Type I, Class C, G and E
- Material: Polyethylene

Sold by unit

PRODUCT	COLOR	SIZE	QTY/BOX
9609233	White	Adjustable	1
9609234	Yellow	Adjustable	1



# Safety Products and Accessories

## Protective Clothing

### Slip On Shoe Covers

- Tyvek shoe cover
- Booties
- Features non-slip material, elasticized cuff
- Sized XXL
- Material: Kevbest

Sold by pair

PRODUCT	QTY/BOX
SFTB901NSXXL	Pair

### Reflective Safety Vest

- 3M Reflective tape
- CSA approved, tearaway
- CSA 296 CLASS 2, LEVEL 2

Sold by unit

PRODUCT	QTY/BOX
SFTSV202	1

## Various Safety Equipment

### Glass Bandage

Broken glass panels represent a significant safety hazard within factories, retail stores, office buildings, schools, hotels, and homes. Glass Bandage(TM) 7100 is a temporary protective warning cover used to help prevent injuries until the broken glass is replaced. Glass Bandage(TM) 7100 has been providing highly visible warnings on broken glass for many years.

Sold by roll

PRODUCT	LENGTH	WIDTH	QTY/BOX
SFTGB7100	10' (3 m)	18" (457 mm)	1

### Barricade Tape - Caution

- Warns against the dangers in dangerous work areas
- Ideal for all temporary outdoor applications or permanent indoor
- Tape with very visible message, can be tied, stapled or nailed to posts, fences or metal barrier
- Printed on one side

Sold by roll

PRODUCT	COLOR	LENGTH	WIDTH	QTY/BOX
SAT100	Yellow	1000' (305 m)	3" (76 mm)	1

### Traffic Cone

- Meets MUTCD standards
- Wide body design with rugged black base
- Flow molded, dayglow orange PVC with white inner liner
- 18 inch height - 3 lb weight

Sold by unit

PRODUCT	QTY/BOX
SFTCONE	1

## Richelieu Section 5F



**1**  
FRAMELESS  
SHOWER  
HARDWARE

**2**  
STANDOFFS &  
DECORATIVE  
GLASS SHELF  
HARDWARE

**3**  
CAULKING,  
INSULATING  
FOAM &  
GLAZING  
SPLINE

**4**  
TOOLS &  
MACHINERY

**5**  
SHOP  
SUPPLIES

**6**  
FASTENERS

**7**  
MIRROR  
HARDWARE

**8**  
CABINET &  
FURNITURE  
GLASS  
HARDWARE

**9**  
DOORS &  
WINDOWS  
HARDWARE

**10**  
WEATHER  
STRIPPING

**11**  
SCREEN &  
SCREENING  
SUPPLIES

**12**  
GLASS  
BALUSTER  
& RAILING

**13**  
GLASS  
ARCHITECTURAL  
HARDWARE

**14**  
SLIDING  
DOOR  
SYSTEMS

**15**  
MOLDINGS

**16**  
COMMERCIAL  
DISPLAY  
HARDWARE

**17**  
AUTOMOTIVE

**NOTES**



# Packaging, Tapes and Dispensers

## Kraft Paper

40 lb brown Kraft paper. Ideal for templates or wrapping customers glass for transport. Core has removable bushing to allow for different sized rod diameters.

Sold by roll

PRODUCT	LENGTH	WIDTH	QTY/BOX
SAKRAFT24	1150' (350.5 m)	24" (607 mm)	1800 square foot roll
SAKRAFT30	1150' (350.5 m)	30" (762 mm)	2250 square foot roll
SAKRAFT36	1150' (350.5 m)	36" (914 mm)	2700 square foot roll
SAKRAFT48	1150' (350.5 m)	48" (1.2 m)	3600 square foot roll
SAKRAFT60	1150' (350.5 m)	60" (1.5 m)	4500 square foot roll

## Single Faced Cardboard

Cardboard single face, 23/23 C Flute, 250' per roll.

Sold by roll

PRODUCT	LENGTH	WIDTH	QTY/BOX
SAKRAFTBOARD36	250' (762 m)	36" (914 mm)	1
SAKRAFTBOARD48	250' (762 m)	48" (1.2 m)	1
SAKRAFTBOARD60	250' (762 m)	60" (1.5 m)	1
SAKRAFTBOARD72	250' (762 m)	72" (1.8 m)	1

## Manual Stretch Film

World Wrap is the thinner, stronger hand film. A premium-grade, cast co-extruded film, World Wrap performs with less neckdown for better coverage. Using narrower widths results in lighter rolls for ease of handling in application.

- Material: Plastic

Sold by roll

PRODUCT	FINISH	LENGTH	WIDTH	QTY/BOX
180033	Clear	1500' (457 m)	3" (76 mm)	18 rolls / box
180053	Clear	1500' (457 m)	5" (127 mm)	18 rolls / box

## Tape Dispenser Adjustable Stretch Film Dispenser

Lightweight film dispenser, 3" core.

Sold by unit

PRODUCT	MATERIAL	WIDTH	QTY/BOX
12578	Plastic	3" to 5"	1

## Richelieu Section 5G



1  
FRAMELESS  
SHOWER  
HARDWARE

2  
STANDOFFS &  
DECORATIVE  
GLASS SHELF  
HARDWARE

3  
CAULKING,  
INSULATING  
FOAM &  
GLAZING  
SPLINE

4  
TOOLS &  
MACHINERY

5  
SHOP  
SUPPLIES

6  
FASTENERS

7  
MIRROR  
HARDWARE

8  
CABINET &  
FURNITURE  
GLASS  
HARDWARE

9  
DOORS &  
WINDOWS  
HARDWARE

10  
WEATHER  
STRIPPING

11  
SCREEN &  
SCREENING  
SUPPLIES

12  
GLASS  
BALUSTER  
& RAILING

13  
GLASS  
ARCHITECTURAL  
HARDWARE

14  
SLIDING  
DOOR  
SYSTEMS

15  
MOLDINGS

16  
COMMERCIAL  
DISPLAY  
HARDWARE

17  
AUTOMOTIVE

# Packaging, Tapes and Dispensers

## Richelieu Section 5G

### Stretch Film

Sold by roll

PRODUCT	FINISH	LENGTH	WIDTH	QTY/BOX
1651815	Clear	1476' (450 m)	17" (432 mm)	4 rolls / box
1651315	Clear	1476' (450 m)	13-19/64" (338 mm)	4 rolls / box
PW20H	Clear	1000' (304 m)	20" (508 mm)	4 rolls / box
1802055	Clear	5000' (1.5 km)	20" (508 mm)	4 rolls / box
PS01A610	Clear	1500'	14"	4 rolls / box



### Adjustable Stretch Film Dispenser

Stretch film dispenser, 3" core.

Sold by unit

PRODUCT	MATERIAL	WIDTH	QTY/BOX
22276	Metal	12" to 18"	1



### 3M™ Red Construction Sheathing Tape - 8088

3M™ Construction Sheathing Tape 8088 is an excellent printed sheathing tape designed for use as a closure system and vapour seal on all interior and exterior sheathing materials.

3M™ Construction Sheathing Tape 8088 is a high performance sheathing tape that installs and performs well over a broad temperature range. It can be used for attaching and affixing, as well as bonding and offers a low moisture vapour transmission rate. It has terrific holding power that resists lifting and curling. The tape also offers a UV resistant film that helps protect against sunlight damage, and also provides great adhesion in cold temperatures.

- UV resistant film helps protect against sunlight damage
- Low moisture vapour transmission rate
- Excellent cold temperature adhesion to housewrap
- Good holding power that resists lifting and curling

#### Suggested Applications

- Designed as a closure system for interior and exterior sheathing materials
- Vapour barrier for interior and exterior sheathing materials

Sold by roll

PRODUCT	FINISH	LENGTH	WIDTH	QTY/BOX
80884866	Red	66 m	2" (51 mm)	1



### Packaging Tape Clear

Sold by roll

PRODUCT	FINISH	WIDTH	QTY/BOX
2034855C	Clear	1-7/8" (48 mm)	1
3024855	Clear	2" (51 mm)	1



# Packaging, Tapes and Dispensers

## Cardboard Sealing Tape

For non-critical packaging and sealing. Use to seal or bundle light weight boxes with low-value contents. This reliable, pressure-sensitive box-sealing tape can also be used with palletized loads.

- Adhesion: 32 oz./in. (32 N/100 mm)
- Strength: 19 lb./in. (333 N/100 mm)
- Thickness: 0.001614" (0.041 mm)

Sold by roll

PRODUCT	FINISH	LENGTH	WIDTH	QTY/BOX
36948100	Clear	328' (100 m)	2" (51 mm)	36 rolls / box

## Packing Tape Dispenser

Easy-to-use, refillable dispenser for box-sealing tape. Seal cartons easily with a smooth, one-handed roll-on motion. Adjustable braking mechanism. Constructed of metal and high-impact plastic for durability and long life.

- Core Diameter: 3" (76 mm)
- Maximum Width Tape: 2" (48 mm)

Sold by unit

PRODUCT	QTY/BOX
90300	1

## Cloth Duct Tape


A versatile and practical choice for conformable bundling, moisture resistance, and general repairs.

- Silver polyethylene backing over a cloth scrim conforms to most surfaces to resist moisture and prolong the tape bond in moist or humid environments
- Rubber pressure sensitive adhesive sticks well on contact to metal, plastic, concrete, and other surfaces
- Tears straight across easily with tack-free edges.
- Thickness: 0" (0.15 mm)

Sold by roll

PRODUCT	FINISH	LENGTH	WIDTH	QTY/BOX
29294845	Gray	150' (46 m)	2" (51 mm)	24 rolls / box

## Richelieu Section 5G



1  
FRAMELESS  
SHOWER  
HARDWARE

2  
STANDOFFS &  
DECORATIVE  
GLASS SHELF  
HARDWARE

3  
CAULKING,  
INSULATING  
FOAM &  
GLAZING  
SPLINE

4  
TOOLS &  
MACHINERY

5  
SHOP  
SUPPLIES

6  
FASTENERS

7  
MIRROR  
HARDWARE

8  
CABINET &  
FURNITURE  
GLASS  
HARDWARE

9  
DOORS &  
WINDOWS  
HARDWARE

10  
WEATHER  
STRIPPING

11  
SCREEN &  
SCREENING  
SUPPLIES

12  
GLASS  
BALUSTER  
& RAILING

13  
GLASS  
ARCHITECTURAL  
HARDWARE

14  
SLIDING  
DOOR  
SYSTEMS

15  
MOLDINGS

16  
COMMERCIAL  
DISPLAY  
HARDWARE

17  
AUTOMOTIVE

# Packaging, Tapes and Dispensers

## Richelieu Section 5G

### Heavy Duty Cloth Duct Tape

3M™ Heavy Duty Duct Tape - 3939 is composed of a waterproof polyethylene film over cloth scrim backing with a rubber adhesive, used for demanding duct tape applications.

- Adhesion to steel oz/in (N/100 mm): 55 (60)
- Adhesive type: Rubber
- Backing material: Polyethylene over cloth scrim/rubber
- Elongation: 17%
- Industry-use: Woodworking, automotive, electronics, furniture, general industrial, metalworking, military and government, MRO, specialty vehicle, transportation.
- Maximum operating temperature (Celsius): 93 Degree Celsius
- Maximum operating temperature (Fahrenheit): 200 Degree Fahrenheit
- Meets specifications: UL 723
- Tensile strength lb/in (N/100 mm): 25 (438)
- Thickness: 0" (0.2 mm)

#### Features:

- High tack adhesive for good, quick stick to many surfaces
- Conformable and moisture resistant backing that tears easily by hand
- Good moisture resistance with good tensile strength
- Tested according to UL 723 and ASTM E84
- Use for sealing, holding, bundling, reinforcing, identifying, tabbing, wrapping, splicing and protecting
- For use in transportation, aerospace, automotive, commercial vehicle, RV, bus, truck, ship yards, military, metal working, furniture, electronics, solar, trailer manufacturing and woodworking
- Individual roll wrap preserves integrity of the roll for less waste.

Sold by roll

PRODUCT	FINISH	LENGTH	WIDTH	QTY/BOX
39394855	Silver	180'-3 316" (55 m)	2" (51 mm)	24 rolls / box

### Electrical Tape

High-quality electrical tape available in multiple colors.

Sold by roll

PRODUCT	COLOR	QTY/BOX
SAMASK18ETB	Black	1
SAMASK18ETBL	Blue	1
SAMASK18ETG	Green	1
SAMASK18ETO	Orange	1
SAMASK18ETR	Red	1
SAMASK18ETW	White	1
SAMASK18ETY	Yellow	1

### Filament Tape

Tartan general-purpose filament tape 8932 has a clear polypropylene backing reinforced with fiberglass filaments for light-duty bundling, reinforcing, and pallet unitizing applications that require nick and abrasion resistance. Clear polypropylene backing, reinforced with fiberglass filaments for light-duty bundling, reinforcing and pallet unitizing applications where nick and abrasion resistance are needed. Tensile strength is 95 lb./in. width and adhesion to steel is 50 oz./in. width. General purpose, light-duty filament-reinforced strapping tape provides excellent resistance to nicks and abrasion. Synthetic rubber adhesive has good shear strength with fiberboard, plastics and most metal surfaces for bundling, strapping and reinforcing applications. Reinforced strapping tape for general-purpose applications. For general industrial as well as food and beverage use. Box closing, palletizing, box reinforcing, and general bundling.

- Adhesion: 50 oz./in. (55 N/100 mm)
- Adhesive type: Hot-melt synthetic rubber resin
- Core size: 3"
- Elongation: 3%
- Industry use: Food and beverage, general industrial
- Tensile strength: 95 lb./in (1662 N/100 mm)
- Thickness: 0.11 mm

Sold by roll

PRODUCT	FINISH	LENGTH	WIDTH	QTY/BOX
89321255	Clear	180' (55 m)	1/2" (13 mm)	72 Rolls / Case
89321855	Clear	180' (55 m)	3/4" (19 mm)	48 Rolls / Case
89322455	Clear	180' (55 m)	1" (25 mm)	36 Rolls / Case



# Packaging, Tapes and Dispensers

## Filament Tape Dispenser

A hand brake allows the operator to add tension for tighter, more secure wraps when bundling metal pipe, reinforcing boxes, and palletizing. This portable handheld unit is designed to cut through fiberglass-reinforced tape thanks to a special cutting edge. Made of durable high-impact plastic.

Sold by unit

PRODUCT	QTY/BOX
10000H	1

## Filament Tape

- Thickness: 5 mils (0.13 mm)
- Adhesion: 50 oz./in. (55 N/100 mm)
- Strength: 110 lb./in. (1750 N/100 mm)
- Temperature: 55 °C (130 °F)

Ideal for:

- Use as a bond breaker in the concrete industry
- Palletizing boxes
- Strapping rods, molding, tubes, and plywood without danger of scratches, stains, or damage
- Reinforcing boxes and protecting contents from pilferage

Features:

- Strong and waterproof
- High tack
- Excellent value
- Little stretch

Sold by roll

PRODUCT	WIDTH	QTY/BOX
89342455	1 mm	1
89344855	2 mm	1

## Lead Foil Tape

100% lead foil tape, coated with a specially designed, weather-resistant acrylic adhesive system. Highly malleable; can be shaped to the most intricate patterns. Used for simulated lead glass windows and other surface decoration.

- Thickness: 3 16" (5 mm)

Sold by roll

PRODUCT	LENGTH	WIDTH	QTY/BOX
SALT6340	108' (33 m)	3/8" (10 mm)	1
SALT6341	108' (33 m)	1/2" (12 mm)	1

## Painter's Grade Masking Tape

3M Industrial Painter's Tape 205 has a medium adhesion level and up to 5-day removability which makes it ideal for masking trim, woodwork, painted walls, glass, metal, etc.

- Thickness: 1/2" (0.13 mm)

Sold by roll

PRODUCT	FINISH	LENGTH	WIDTH	QTY/BOX
2051255	Lime	180' (55 m)	1/2" (12 mm)	72 Rolls / Case
2051855	Lime	180' (55 m)	3/4" (19 mm)	48 Rolls / Case
2052455	Lime	180' (55 m)	1" (25 mm)	36 Rolls / Case
2053655	Lime	180' (55 m)	1 1/2" (38 mm)	24 Rolls / Case
2054855	Lime	180' (55 m)	2" (51 mm)	24 Rolls / Case
2057255	Lime	180' (55 m)	3" (76 mm)	12 Rolls / Case

## Richelieu Section 5G



1  
FRAMELESS  
SHOWER  
HARDWARE

2  
STANDOFFS &  
DECORATIVE  
GLASS SHELF  
HARDWARE

3  
CAULKING,  
INSULATING  
FOAM &  
GLAZING  
SPLINE

4  
TOOLS &  
MACHINERY

5  
SHOP  
SUPPLIES

6  
FASTENERS

7  
MIRROR  
HARDWARE

8  
CABINET &  
FURNITURE  
GLASS  
HARDWARE

9  
DOORS &  
WINDOWS  
HARDWARE

10  
WEATHER  
STRIPPING

11  
SCREEN &  
SCREENING  
SUPPLIES

12  
GLASS  
BALUSTER  
& RAILING

13  
GLASS  
ARCHITECTURAL  
HARDWARE

14  
SLIDING  
DOOR  
SYSTEMS

15  
MOLDINGS

16  
COMMERCIAL  
DISPLAY  
HARDWARE

17  
AUTOMOTIVE

# Packaging, Tapes and Dispensers

## Richelieu Section 5G

### Papertape FP96 Packaging Tape

With a strong, flexible, and conformable backing that has high cross-direction tensile strength, FP 96 is designed for both hand and machine carton sealing and splicing of various substrates. It is also used for general purpose packaging, binding, holding, tabbing, reinforcing, banding, and patching of a variety of substrates.

- Very high adhesion
- Rubber-based adhesive
- ASTM D 6123/D 6123M-97 (2012) - Type II

Sold by roll

PRODUCT	WIDTH	QTY/BOX
SAMASK48FP96	2" (51 mm)	1




### Solvent & Temperature Masking Tape 203

Masking tape that can be used for paint masking up to 200 °F (93 °C).

- Easy, controlled unwinding from the roll
- Instantly adheres to a wide variety of surfaces
- Temperature: 93 °C (200 °F)
- Adhesion: 35 oz./in. (37 N/100 mm)
- Strength: 20 lb./in. (350 N/100 mm)
- Thickness: 1/2" (0.13 mm)

Sold by roll

PRODUCT	FINISH	LENGTH	WIDTH	QTY/BOX
2031855	Natural	180' (55 m)	3/4" (19 mm)	48 Rolls / Case
2032455	Natural	180' (55 m)	1" (25 mm)	36 Rolls / Case
2033655	Natural	180' (55 m)	1 1/2" (38 mm)	24 Rolls / Case
2034855	Natural	180' (55 m)	2" (51 mm)	24 Rolls / Case
2037255	Natural	180' (55 m)	3" (76 mm)	12 Rolls / Case
2039655	Natural	180' (55 m)	4" (102 mm)	8 Rolls / Case



### Superior Painter's Grade Masking Tape

Edge-Lock™ Paint Line Protector is not like other paint-blocking technologies. This protector is a 3M proprietary treatment designed to help improve paint lines.

- Leaves no chemical residue
- Does not have to be reapplied between coats
- Does not irritate your skin
- Leaves no paint ridges behind
- No need for a storage container to protect the tape
- Features Edge-Lock Paint Line Protector for super sharp paint lines
- UV-resistant for 60 days, even in direct sunlight
- 60-day clean removal
- Ideal for freshly painted surfaces (24 hours old)
- Ideal for accent walls, stripes, and hardwood floors

Application: ScotchBlue™ Delicate Surfaces Painter's Tape can be used on walls, trim and hardwood floors. It is ideal for freshly painted surfaces (24 hours old) and other delicate substrates, allowing clean removal without surface damage. Enhanced with Edge-Lock Paint Line Protector, this tape provides extra insurance for achieving super-sharp paint lines.

Sold by roll

PRODUCT	FINISH	LENGTH	WIDTH	QTY/BOX
20802455	Blue	179' 9-31/64" (54.8 m)	1" (25 mm)	36 Rolls / Case
20803655	Blue	179' 9-31/64" (54.8 m)	1 1/2" (38 mm)	24 Rolls / Case
20804855	Blue	179' 9-31/64" (54.8 m)	2" (51 mm)	18 Rolls / Case





# Packaging, Tapes and Dispensers

## Superior Painter's Grade Masking Tape - 2090

This tape removes cleanly without adhesive transfer or surface damage, even in direct sunlight. It is a medium-adhesion tape with up to 14-day removability, making it ideal for painted walls and trim, woodwork, glass, and metal.

- Ideal for painted walls and trim, woodwork, glass and metal
- 14-day clean removal
- For interior and exterior use
- UV and sunlight resistant
- Flexible crepe backing for exceptional conformability
- Adhesion to steel oz/in (N/100 mm): 23 (25)
- Adhesion level: Medium
- Backing material: Acrylic
- Tensile strength lb/in (N/100 mm): 27 (473)
- Removal time: 14 days
- Thickness: 0.135 mm

Sold by roll

PRODUCT	FINISH	LENGTH	WIDTH	QTY/BOX
20901855	Blue	180' 5-23/64" (55 m)	3/4" (19 mm)	48 Rolls / Case
20902455	Blue	180' 5-23/64" (55 m)	1" (25 mm)	36 Rolls / Case
20903655	Blue	180' 5-23/64" (55 m)	1 1/2" (38 mm)	24 Rolls / Case
20904855	Blue	180' 5-23/64" (55 m)	2" (51 mm)	18 Rolls / Case

## Value Masking Tape 101+

3MTM Value Masking Tape 101+ is a cost-effective crepe paper tape that holds, bundles, seals and performs other non-critical taping jobs where a pressure sensitive tape is needed. This tape offers controlled unwind to prevent shredding or splintering and tears off easily from the roll.

- Cost-effective solution for indoor light-duty applications
- Crepe paper backing provides easy tearing
- Provides conformability on irregular surfaces and around corners
- Hand tearable and sliver resistant, with one piece removal for easy use
- Ideal for marking, temporary holding, wrapping and sealing
- Temperature : 130°C (266°F)
- Adhesion 30 oz/in (33 N/100)
- Tensile strength : 18 lb/in (315 N/100m)
- Thickness: 0.13 mm
- Adhesion: Medium

Sold by roll

PRODUCT	FINISH	LENGTH	WIDTH	QTY/BOX
1011855	Tan	180' 5-23/64" (55 m)	3/4" (19 mm)	40 Rolls / Case
1012455	Tan	180' 5-23/64" (55 m)	1" (25 mm)	36 Rolls / Case
1013655	Tan	180' 5-23/64" (55 m)	1 1/2" (38 mm)	24 Rolls / Case
1014855	Tan	180' 5-23/64" (55 m)	2" (51 mm)	24 Rolls / Case
1017255	Tan	180' 5-23/64" (55m)	3"	12 Rolls / Case

## Polyethylene Tape

Polyflex 136 Polyethylene tape coated with a synthetic rubber adhesive. Good UV resistance. Maintains water tight seal, leaves no residue. Good for masking windows and doors, especially in stucco applications.

Sold by roll

PRODUCT	FINISH	LENGTH	WIDTH	QTY/BOX
SAMASK48W	White	55 m (180')	2" (51 mm)	1

## Richelieu Section 5G



1  
FRAMELESS  
SHOWER  
HARDWARE

2  
STANDOFFS &  
DECORATIVE  
GLASS SHELF  
HARDWARE

3  
CAULKING,  
INSULATING  
FOAM &  
GLAZING  
SPLINE

4  
TOOLS &  
MACHINERY

5  
SHOP  
SUPPLIES

6  
FASTENERS

7  
MIRROR  
HARDWARE

8  
CABINET &  
FURNITURE  
GLASS  
HARDWARE

9  
DOORS &  
WINDOWS  
HARDWARE

10  
WEATHER  
STRIPPING

11  
SCREEN &  
SCREENING  
SUPPLIES

12  
GLASS  
BALUSTER  
& RAILING

13  
GLASS  
ARCHITECTURAL  
HARDWARE

14  
SLIDING  
DOOR  
SYSTEMS

15  
MOLDINGS

16  
COMMERCIAL  
DISPLAY  
HARDWARE

17  
AUTOMOTIVE



**NOTES**

# Safety Film and Mirror Backing

## Mirror Safety Backing

Applied to mirrors and mirror doors to prevent injury from glass shards in the event of breakage. May be applied by hand or with automated laminating equipment. Mirror Safety Backing comes in several sizes.

Sold by roll

PRODUCT	LENGTH	WIDTH	QTY/BOX
D011147	300' (91 m)	12" (305 mm)	1
D011148	300' (91 m)	24" (610 mm)	1
D011150	300' (91 m)	36" (914 mm)	1

## Window Protection Film

This window protection PVC film is a specially designed, fully laminated self-adhering film for temporary protection of glass windows and frames. Easy to apply by hand without using cumbersome masking or duct tape. Simply roll on the product for maximum, durable protection and avoid costly clean up and repairs.

- Saves clean-up time and expense
- Protects window glass and frames; keeps them clean
- Tear resistant film
- Entirely laminated and self-adhesive

Sold by roll

PRODUCT	LENGTH	WIDTH	QTY/BOX
SATF4330365	330' (101 m)	4" (102 mm)	1
SATF6330365	330' (101 m)	6" (152 mm)	1
SATF8330365	330' (101 m)	8" (203 mm)	1
SATF12330365	330' (101 m)	12" (305 mm)	1
SATF24330365	330' (101 m)	24" (610 mm)	1
SATF36330365	330' (101 m)	36" (914 mm)	1
SATF48330365	330' (101 m)	48" (1219 mm)	1
SATF36600	600' (183 m)	36" (914 mm)	1

## Richelieu Section 5H



**1**  
FRAMELESS  
SHOWER  
HARDWARE

**2**  
STANDOFFS &  
DECORATIVE  
GLASS SHELF  
HARDWARE

**3**  
CAULKING,  
INSULATING  
FOAM &  
GLAZING  
SPLINE

**4**  
TOOLS &  
MACHINERY

**5**  
SHOP  
SUPPLIES

**6**  
FASTENERS

**7**  
MIRROR  
HARDWARE

**8**  
CABINET &  
FURNITURE  
GLASS  
HARDWARE

**9**  
DOORS &  
WINDOWS  
HARDWARE

**10**  
WEATHER  
STRIPPING

**11**  
SCREEN &  
SCREENING  
SUPPLIES

**12**  
GLASS  
BALUSTER  
& RAILING

**13**  
GLASS  
ARCHITECTURAL  
HARDWARE

**14**  
SLIDING  
DOOR  
SYSTEMS

**15**  
MOLDINGS

**16**  
COMMERCIAL  
DISPLAY  
HARDWARE

**17**  
AUTOMOTIVE

**NOTES**

# Glues for Glass, Acrylics and Mirrors

## Acrylic Adhesives

### Acrylic Glue Solvent Bottles

Plasticator bottle with 27 ga metal needle.

Sold by unit

PRODUCT	WEIGHT	QTY/BOX
GM3352134	1 oz (28.35 g)	1
GM33521342	2 oz (56.7 g)	1

### Acrylic Glue Solvent Cement

Craftics clear acrylic solvent cement for joining acrylic, styrene, butyrate, and polycarbonate and other plastics to themselves. Apply by capillary method using Craftics plasticators and syringes.

- 2-oz bottle
- Water-thin
- Fast-set
- Shelf life: 3 years
- For joining acrylic, styrene, butyrate, and polycarbonate

Sold by unit

PRODUCT	QTY/BOX
GM3352132	1

### Craftics #33 Acrylic Glue

Craftics thickened cement #33, 1.5-oz tube. Fast-setting high-strength, medium-bodied solvent cement. Bonds acrylics, rigid PVC, styrene, butyrate and polycarbonate to themselves, to each other, and other plastics and porous surfaces. Fills small gaps. Dries clear. Safe for water applications. Tube includes an applicator tip.

- Bonds acrylics, Rigid PVC, styrene, butyrate, and polycarbonate

Sold by unit

PRODUCT	WEIGHT	QTY/BOX
GM3352133	1.5 oz (42.5 g)	1
GM33521335	5 oz (141.75 g)	1

### Mirror Adhesive

Mirro-Mastic® is the industry standard for high-quality mastic adhesive. Formulated for adhering plate glass mirror and acrylic mirror to various substrates, Mirro-Mastic has been field and laboratory tested for compatibility with all major brands of mirror and backing paints.

- Formulated for use on plate glass and acrylic mirrors
- Will not damage mirror silvering
- Stays live and won't crack or dry
- Absorbs normal vibration
- Allows movement due to normal thermal changes
- Can be used on reinforced safety backings
- Shelf Life: Two years from the date on an unopened can. One year from the date on an unopened cartridge

Sold by unit

PRODUCT	VOLUME	QTY/BOX
D010003	10 oz (300 ml)	1
D010001	1 gal. (4 L)	1

## Richelieu Section 51



1  
FRAMELESS  
SHOWER  
HARDWARE

2  
STANDOFFS &  
DECORATIVE  
GLASS SHELF  
HARDWARE

3  
CAULKING,  
INSULATING  
FOAM &  
GLAZING  
SPLINE

4  
TOOLS &  
MACHINERY

5  
SHOP  
SUPPLIES

6  
FASTENERS

7  
MIRROR  
HARDWARE

8  
CABINET &  
FURNITURE  
GLASS  
HARDWARE

9  
DOORS &  
WINDOWS  
HARDWARE

10  
WEATHER  
STRIPPING

11  
SCREEN &  
SCREENING  
SUPPLIES

12  
GLASS  
BALUSTER &  
RAILING

13  
GLASS  
ARCHITECTURAL  
HARDWARE

14  
SLIDING  
DOOR  
SYSTEMS

15  
MOLDINGS

16  
COMMERCIAL  
DISPLAY  
HARDWARE

17  
AUTOMOTIVE

# Glues for Glass, Acrylics and Mirrors

## Acrylic Adhesives

### Titebond Premium Construction Adhesive

Titebond's premium polyurethane construction adhesive is an advanced urethane adhesive. It is the highest-performing product of its kind and offers unmatched strength and durability. This waterproof, VOC-compliant formula features a fast set-up time as well as a smooth bead for effortless extrusion-- even in near-freezing temperatures. Exceeds the requirements of the APA's AFG-01, ASTM D3498, and ASTM C557 standards. Non-flammable, non-toxic and provides exceptionally strong bonds on virtually all common building materials, including wet, frozen and treated lumber. It is also ideal for use with non-porous substrates. For interior or exterior use, even in severe weather.

- VOC compliant: safe for the environment
- Fast initial grab
- Waterproof
- Indoor and outdoor use
- Application Temperature: 0 °C to 48.9 °C (32 °F to 120 °F)
- VOC Concentration (EPA Method 24): 20 grams per liter
- Special Application: Construction Grade, Bonding Porous Surface to Non-Porous Surface
- Freeze/Thaw Stability: Does Not Freeze
- Open Time: 1 to 2 hours, Firm set

Application: Can be used on porous and non-porous surfaces; Can be used on wet, frozen, or treated lumber; Safe for plastic or foam; Excellent adhesion, even to mirrors

Sold by unit

PRODUCT	FINISH	VOLUME	MATERIAL	QTY/BOX
15004221	Tan	10.5 oz (311 ml)	Polyurethane	1
15004222	Tan	28 oz (828 ml)	Polyurethane	1

## UV Curing Adhesives

### Application Needle Set with Adaptor

Set of one adaptor with 5 application needles of different diameters of 0.013", 0.016", 0.023", 0.033", 0.054" (0.33 mm, 0.41 mm, 0.58 mm, 0.84 mm, 1.37 mm).

Sold by unit

PRODUCT	QTY/BOX
GMUV5209319	1

### UV Adhesive Verifix® B 665-0

UV curing · thin and crystal clear · good capillary action · for bonding glass to glass · low viscosity · time-saving · not waterproof over time. Two and three dimensional glass constructions · static loads · quick, efficient production cycles.

Sold by unit

PRODUCT	FINISH	WEIGHT	QTY/BOX
GMUV5209327	Crystal Clear	0.71 oz (20 g)	1

## Richelieu Section 51



# Glues for Glass, Acrylics and Mirrors

## UV Adhesive Verifix® B 682-T

This UV-curing adhesive is translucent but not completely clear. It is medium-viscosity and must therefore be applied to the bonding surface prior to assembling the parts. Due to the very high final strength of this adhesive, it is especially suitable for statically demanding bonds. Glass/metal bonds work especially well-- this product is ideal for bonding metal hinges to glass doors. Many other materials can be bonded with this adhesive; other than metal to glass, it can also bond stone, wood, and a variety of thermoplastics to glass. As not all thermoplastics can be bonded, prior trials are always recommended when working with these materials.

- EVA Copolymer
- Forward speed from 8 to 20 m/min
- Only one step
- Will not yellow
- Glass to Metal UV Glue

Application: Suitable bonding materials: Glass to metal, Glass to glass, Glass to wood, Glass to stone, Tempered glass to tempered glass, Glass to thermoplastics

Sold by unit

PRODUCT	FINISH	WEIGHT	QTY/BOX
D030143	Transparent / Clear	0.71 oz (20 g)	1
D030142	Transparent / Clear	3.53 oz (100 g)	1
D030144	Transparent / Clear	8.82 oz (250 g)	1

## UV Adhesive Verifix® LV 740

Due to its excellent capillary action, this UVA curing adhesive is exceptionally suitable for glass/glass and tempered glass/tempered glass bonds. This adhesive is used when looks are extremely important, e.g. in the construction of display cabinets, glass furniture, etc. The main areas of application are objects or glass constructions subject to static as well as dynamic forces. Reduced clean-up time means that production cycles can be done quickly and efficiently.

- EVA Copolymer
- Glass/glass and tempered glass/tempered glass bonds

Sold by unit

PRODUCT	FINISH	WEIGHT	QTY/BOX
GMUVLV74002	Crystal Clear	0.71 oz (20 g)	1
GMUVLV74025	Crystal Clear	8.82 oz (250 g)	1

## UV Adhesive Verifix® MV 760

Due to its outstanding properties, the UVA curing adhesive Verifix® MV 760 is extremely versatile and therefore ideal for glass/metal and glass/glass bonds. Verifix® MV 760 is mainly used for constructions that are subject to high static or dynamic forces. Its high elongation at break compensates for the expansion of different bonded materials without loss of adhesion.

- EVA Copolymer
- Ideal for glass/metal and glass/glass bonds

Sold by unit

PRODUCT	FINISH	WEIGHT	QTY/BOX
GMUVMV76002	Transparent / Clear	0.71 oz (20 g)	1
GMUVMV76010	Transparent / Clear	3.53 oz (100 g)	1
GMUVMV76025	Transparent / Clear	8.82 oz (250 g)	1

## Richelieu Section 51



# Glues for Glass, Acrylics and Mirrors

## UV Curing Adhesives

### UV Glue Activator 9ml

This activator allows the curing of Verifix® B 682-T UV adhesive where it is not possible under normal circumstances using UVA radiation, e.g. with colored glass, screen printed glass, laminated safety glass, metal/metal bonds, etc. When activator is used, slight yellowing of the bond can occur.

- EVA Copolymer
- Using an additional UV lamp is not required

Sold by unit

PRODUCT	FINISH	VOLUME	QTY/BOX
GMUV5209365	Transparent / Clear	0.3 oz (9 ml)	1

## Polyurethane Glues

### Construction Adhesive LionGrip PU Plus

LionGrip PU Plus Polyurethane Glue is a single-component, 100% polyurethane-based, VOC-compliant adhesive. It can be used for interior or exterior projects and is three times as strong as conventional solvent-based construction adhesives. The advanced formula produces a permanent overnight bond to almost any substrate. LionGrip PU Plus Polyurethane Glue is specially designed for water-resistant substrate assemblies.

- VOC compliant
- Contributes to LEED credit
- Excellent adhesion strength
- Nonfreezing
- Viscosity: 160,000 cps
- Waterproof
- Quick setup
- Adheres to dry, wet, or frozen wood
- Open Time: 30 minutes
- Application Temperature: 4 °C (40 °F)
- Slab Temperature: 10 °C to 38 °C (50 °F to 100 °F)
- Freeze/Thaw Stability: Does Not Freeze
- Solid Content: 90%
- Flash Point: 121 °C (250 °F)

Special Application:

- Eco-Friendly (Low-VOC)
- Construction Grade
- Bonding Porous Surface to Non-Porous Surface

Application: Wood, Hardwood flooring, Concrete, Stone, Marble, Slate, Masonry, Brick, Foam insulation, Carpets, Metal, Lead, Cement-based products, Ceramics, Mirrors, Drywall, Fiberglass

Sold by unit

PRODUCT	FINISH	VOLUME	QTY/BOX
R519300PU	Brown	10 oz (296 ml)	1

## Contact Glues

### Spray Adhesive 66

For the art studio; print, picture framing, screen print, or signs/display shop; sewing trades personnel, woodworkers, and office and industrial settings. Prevents paper patterns and stencils from shifting. Quick or long tack for temporary or permanent bonds. Non-wrinkling; repositionable; water-resistant. Does not stain. Ideal for quick layouts, paste-ups.

Sold by unit

PRODUCT	SIZE	SIZE (WEIGHT)	QTY/BOX
D010345	11 oz	11 oz (312 g)	12

## Richelieu Section 51





# Glues for Glass, Acrylics and Mirrors

## Multi-Purpose Citrus Adhesive Remover - LIONGRIP RCCAR

LIONGRIP RCCAR is a cleaner and adhesive remover. It may be used to remove adhesives, grease, decal residue, soap film and much more.

- Fast drying
- Provides easy coverage in all types and sizes of operations
- Non- corrosive
- Base: Solvent
- VOC Concentration (EPA Method 24): 729 g per liter

Application: This product can be safely used on most surfaces including: glass, painted surfaces, porcelain, and most plastics. It can also be used to remove adhesives, grease, decal residue, and soap film.

Sold by unit

PRODUCT	COLOR	WEIGHT	QTY/BOX
RCCAR13C	Transparent / Clear	13 oz (368 g)	12

## Aerosol Spray Paint

### Aerosol Spray Paint

MG Touch up spray paint is a fast-drying acrylic lacquer which offers excellent adhesion, flexibility and cold check resistance. The finish is extremely hard and durable. In addition, it offers good resistance to detergent, water, abrasion, heat and alcohol.

- Vehicle: Modified acrylic lacquer
- Tack-free aerosol: 8 minutes
- Recoat aerosol: 2 minutes or any time thereafter
- Full cure: 24 hours to one week depending on the number of recoats, temperature and humidity.  
Full cure can be accelerated with heat. Full cure is complete when finish is odorless. Do not cure at temperatures above 65°C
- Recommended film thickness:
  - Wet 3.9 to 5.6 mils (100 to 140 microns)
  - Dry 0.7 to 1.0 mils ( 18 to 25 microns)

Sold by unit

PRODUCT	FINISH	QTY/BOX
D010301	Anodized Aluminum	1
D010304	Bronze	1
D010305	Dark Bronze	1
D010306	Rideau Brown	1
D010302	Sandlewood Qu-Coat	1
D010303	Satin Black	1
D010307	White	1

## Richelieu Section 5I



## Section 5J



1  
FRAMELESS  
SHOWER  
HARDWARE

2  
STANDOFFS &  
DECORATIVE  
GLASS SHELF  
HARDWARE

3  
CAULKING,  
INSULATING  
FOAM &  
GLAZING  
SPLINE

4  
TOOLS &  
MACHINERY

5  
SHOP  
SUPPLIES

6  
FASTENERS

7  
MIRROR  
HARDWARE

8  
CABINET &  
FURNITURE  
GLASS  
HARDWARE

9  
DOORS &  
WINDOWS  
HARDWARE

10  
WEATHER  
STRIPPING

11  
SCREEN &  
SCREENING  
SUPPLIES

12  
GLASS  
BALUSTER  
& RAILING

13  
GLASS  
ARCHITECTURAL  
HARDWARE

14  
SLIDING  
DOOR  
SYSTEMS

15  
MOLDINGS

16  
COMMERCIAL  
DISPLAY  
HARDWARE

17  
AUTOMOTIVE

**NOTES**

# Fasteners

## Screws

### Section 6A



## Screw Plugs

### Section 6B




## Finishing Washers

### Section 6C



## Anchors

### Section 6D



# SECTION 6

FRAMELESS SHOWER HARDWARE	1
STANDOFFS & DECORATIVE GLASS SHELF HARDWARE	2
CAULKING, INSULATING FOAM & GLAZING SPLINE	3
TOOLS & MACHINERY	4
SHOP SUPPLIES	5
<b>FASTENERS</b>	<b>6</b>
MIRROR HARDWARE	7
CABINET & FURNITURE GLASS HARDWARE	8
DOORS & WINDOWS HARDWARE	9
WEATHER STRIPPING	10
SCREEN & SCREENING SUPPLIES	11
GLASS BALUSTER & RAILING	12
GLASS ARCHITECTURAL HARDWARE	13
SLIDING DOOR SYSTEMS	14
MOLDINGS	15
COMMERCIAL DISPLAY HARDWARE	16
AUTOMOTIVE	17

## Screws

## Concrete Screws

Richelieu  
Section 6A

## Concrete Screw, Flat Head, Hi-Low Thread

Gator drive screws are the optimal solution for a wide range of concrete, hollow block, or brick applications. Quick installation and high resistance to tearing and corrosion.

- Hi-lo threads mechanically link to concrete or masonry
- Environmentally friendly, corrosion resistant blue coating
- Resist ACQ in pressure treated lumber
- Available in 3/16" and 1/4" diameters
- Drive required: Quadrex
- Drive Size: #2 (Red)
- Material, Coating or Finish: Blue ECO Coating
- Minimum Hole Depth: 2" (51 mm)
- Minimum Insertion: 1 1/4" (31.75 mm)
- Maximum Insertion: 1 3/4" (44.45 mm)
- Shear: 200 lbs\*
- Standards and Certifications: ACQ Treatment and ASTM B117 Test
- Number of threads (PITCH/TPI): 16

Application: Wood furring strips, exterior insulation systems, electrical components (clips or boxes), hose reels, lighting fixtures.

PRODUCT	SCREW LENGTH	HEAD SIZE	THREADING	QTY/BOX
FQCBL316114	1 1/4"	3/16"	Full thread	4500
FQCBL316134	1 3/4"	3/16"	Full thread	3500
FQCBL316214	2 1/4"	3/16"	Full thread	2500
FQCBL316234	2 3/4"	3/16"	Partial thread	2000

## Concrete Screw, Flat Head, Hi-Low Thread

Use the drill tip with a percussive tool. Gold Tap.

- Material: Steel
- Drive required: Square
- Drive Size: #2 (Red)
- Finish: Yellow Zinc Plated
- Standards and Certifications: CR6 Treatment Ultra Seal Coating
- Number of threads (PITCH/TPI): 16

PRODUCT	SCREW LENGTH	HEAD SIZE	THREADING	CONCRETE DRILL BIT	BIT DIMENSIONS	QTY/BOX
FKCS316234J	2 3/4"	3/16"	Partial thread	Included	3/16 x 4-1/2	100
FKCS316314J	3 1/4"	3/16"	Partial thread	Included	5/32 x 5-1/2	100
FKCS3164J	4"	3/16"	Partial thread	Included	5/32 x 5-1/2	100



# Screws

## Wood Screws

### Treated Wood Screw, Bugle Head, Coarse Thread, Regular Wood Point - Green ACQ

- Material: Steel
- Drive required: Square
- Drive Size: #2 (Red)
- Type of wood: Softwood
- Head Size: no. 10
- Number of threads (PITCH/TPI): 9
- Application: Structure Assembly

PRODUCT	SCREW SIZE	SCREW LENGTH	THREADING	QTY/BOX
FKWD105	10	5"	Partial thread	600
FKWD106	10	6"	Partial thread	500

### Wood Screw, Flat Head with Nibs, Hi-Low Thread, Regular Wood Point

- Material: Steel
- Finish: Zinc
- Type of Wood: Engineered Wood, Softwood
- Drive required: Square
- Threading: Partial thread




PRODUCT	SCREW SIZE	SCREW LENGTH	DRIVE SIZE	HEAD SIZE	QTY/BOX
FKNPZ6134	6	1 3/4"	#1 (Green)	no 6	5000

### Wood Screw, Pan Head, Regular Thread, Regular Wood Point

- Material: Steel
- Finish: Zinc
- Type of Wood: Engineered Wood, Softwood
- Drive required: Square
- Thread Type: Regular "Twin Lead"
- Threading: Partial thread

PRODUCT	SCREW SIZE	SCREW LENGTH	DRIVE SIZE	HEAD SIZE	QTY/BOX
PKWZ81	8	1"	#2 (Red)	No. 8	8000
PKWZ8114	8	1 1/4"	#2 (Red)	No. 8	6000
PKWZ8112	8	1 1/2"	#2 (Red)	No. 8	6000
PKWZ82	8	2"	#2 (Red)	No. 8	4000
PKWZ10112	10	1 1/2"	#2 (Red)	No. 10	3000
PKWZ102	10	2"	#2 (Red)	No. 10	2500
PKWZ10212	10	2 1/2"	#2 (Red)	No. 10	2500


## Richelieu Section 6A

1  
FRAMELESS  
SHOWER  
HARDWARE2  
STANDOFFS &  
DECORATIVE  
GLASS SHELF  
HARDWARE3  
CAULKING,  
INSULATING  
FOAM &  
GLAZING  
SPLINE4  
TOOLS &  
MACHINERY5  
SHOP  
SUPPLIES6  
FASTENERS7  
MIRROR  
HARDWARE8  
CABINET &  
FURNITURE  
GLASS  
HARDWARE9  
DOORS &  
WINDOWS  
HARDWARE10  
WEATHER  
STRIPPING11  
SCREEN &  
SCREENING  
SUPPLIES12  
GLASS  
BALUSTER  
& RAILING13  
GLASS  
ARCHITECTURAL  
HARDWARE14  
SLIDING  
DOOR  
SYSTEMS15  
MOLDINGS16  
COMMERCIAL  
DISPLAY  
HARDWARE17  
AUTOMOTIVE

**Screws****Wood Screws****Richelieu  
Section 6A****Wood Screw, Flat Head, Regular Thread, Regular Wood Point**

- Material: Steel
- Finish: Zinc
- Type of Wood: Engineered Wood, Softwood
- Drive required: Square
- Thread Type: Regular "Twin Lead"

PRODUCT	SCREW SIZE	SCREW LENGTH	DRIVE SIZE	HEAD SIZE	THREADING	QTY/BOX
FKWZ834	8	3/4"	#2 (Red)	no. 8	Full thread	15000
FKWZ81	8	1"	#2 (Red)	no. 8	Partial thread	10000
FKWZ8114	8	1 1/4"	#2 (Red)	no. 8	Partial thread	7500
FKWZ8112	8	1 1/2"	#2 (Red)	no. 8	Partial thread	5000
FKWZ82	8	2"	#2 (Red)	no. 8	Partial thread	3500
FKWZ8212	8	2 1/2"	#2 (Red)	no. 8	Partial thread	2500
FKWZ83	8	3"	#2 (Red)	no. 8	Partial thread	2000
FKWZ8312	8	3 1/2"	#2 (Red)	no. 8	Partial thread	1000
FKWZ102	10	2"	#2 (Red)	no. 10	Partial thread	2500
FKWZ10212	10	2 1/2"	#2 (Red)	no. 10	Partial thread	2000
FKWZ103	10	3"	#2 (Red)	no. 10	Partial thread	1500
FKWZ10312	10	3 1/2"	#2 (Red)	no. 10	Partial thread	1000
FKWZ104	10	4"	#2 (Red)	no. 10	Partial thread	800
FKWZ12212	12	2 1/2"	#3 (Black)	no. 12	Partial thread	1500
FKWZ12312	12	3 1/2"	#3 (Black)	no. 12	Partial thread	1000
FKWZ124	12	4"	#3 (Black)	no. 12	Partial thread	500

**Flat Head with Nibs, Double Coarse Thread, Regular Wood Point**

Our doors and windows adjustable shim screws are double threaded, this allows quick and easy adjustment and ensuring secure installation!

The first thread fits on the door frame and second one holds solidly in the drywall.

- Material: Steel
- Finish: Zinc Plated
- Type of Wood: Engineered Wood, Softwood
- Drive required: Square
- Threading: Full thread

Application: Door and Window

PRODUCT	SCREW SIZE	SCREW LENGTH	DRIVE SIZE	HEAD SIZE	QTY/BOX
SLFKCNZ143C1	14	3"	#3 (Black)	no .14	100



## Screws

## Metal Screws

## Metal Screw, Hex Head with Washer, Self-Tapping Thread, Self-Drilling Point

- Material: Steel
- Finish: Zinc
- Head Type: Hexagon with Washer
- Threading: Full thread
- Zinc plated self-tapping (TEK) Ducts

Application: Ventilation Ducts

PRODUCT	SCREW SIZE	SCREW LENGTH	DRIVE SIZE	NUMBER OF THREADS (PITCH/TPI)	QTY/BOX
HTZ10114	10	1 1/4"	5/16" (Hex)	16	5000

## Metal Screw, Oval Head, Self-Tapping Thread, Self-Drilling Point

- Material: Steel
- Finish: Zinc
- Drive required: Square
- Threading: Full thread
- Zinc plated self-tapping (TEK) screw

Application: Door and Window


PRODUCT	SCREW SIZE	SCREW LENGTH	DRIVE SIZE	NUMBER OF THREADS (PITCH/TPI)	QTY/BOX
OKTZ6114	6	1 1/4"	#1 (Green)	20	8000

## Metal Screw, Flat Head, Self-Tapping Thread, Type A Point

- Material: Steel
- Zinc plated
- Drive required: Quadrex
- Threading: Full thread

Application: Door and Window

PRODUCT	SCREW SIZE	SCREW LENGTH	DRIVE SIZE	NUMBER OF THREADS (PITCH/TPI)	QTY/BOX
FQAZ612	6	1/2"	#1 (Green)	18	15000
FQAZ634	6	3/4"	#1 (Green)	6	15000
FQAZ61	6	1"	#1 (Green)	18	12000
FQAZ81	8	1"	#2 (Red)	15	8000
FQAZ8114	8	1 1/4"	#2 (Red)	15	7500
FQAZ8112	8	1 1/2"	#2 (Red)	15	5000
FQAZ1034	10	3/4"	#2 (Red)	12	8000
FQAZ101	10	1"	#2 (Red)	12	8000
FQAZ10114	10	1 1/4"	#2 (Red)	12	5000
FQAZ10112	10	1 1/2"	#2 (Red)	12	4000
FQAZ102	10	2"	#2 (Red)	12	3000
FQAZ12112	12	1 1/2"	#3 (Black)	11	3000

Richelieu  
Section 6A1  
FRAMELESS  
SHOWER  
HARDWARE2  
STANDOFFS &  
DECORATIVE  
GLASS SHELF  
HARDWARE3  
CAULKING,  
INSULATING  
FOAM &  
GLAZING  
SPLINE4  
TOOLS &  
MACHINERY5  
SHOP  
SUPPLIES6  
FASTENERS7  
MIRROR  
HARDWARE8  
CABINET &  
FURNITURE  
GLASS  
HARDWARE9  
DOORS &  
WINDOWS  
HARDWARE10  
WEATHER  
STRIPPING11  
SCREEN &  
SCREENING  
SUPPLIES12  
GLASS  
BALUSTER  
& RAILING13  
GLASS  
ARCHITECTURAL  
HARDWARE14  
SLIDING  
DOOR  
SYSTEMS15  
MOLDINGS16  
COMMERCIAL  
DISPLAY  
HARDWARE17  
AUTOMOTIVE



**Screws****Metal Screws****Richelieu  
Section 6A****Metal Screw, Pan Head, Self-Tapping Thread, Self-Drilling Point**

- Material: Steel
- Finish: Zinc
- Drive required: Square
- Threading: Full thread


PRODUCT	SCREW SIZE	SCREW LENGTH	DRIVE SIZE	HEAD SIZE	NUMBER OF THREADS (PITCH/TPI)	QTY/BOX
PKTZ612	6	1/2"	#1 (Green)	no. 6	20	15000
PKTZ812	8	1/2"	#2 (Red)	no. 8	18	12000
PKTB812*	8	1/2"	#2 (Red)	no. 8	—	10000
PKTZ858	8	5/8"	#2 (Red)	no. 8	18	10000
PKTZ81	8	1"	#2 (Red)	no. 8	18	8000
PKTZ8114	8	1 1/4"	#2 (Red)	no. 8	18	7500
PKTZ8112	8	1 1/2"	#2 (Red)	no. 8	18	6500
PKTZ1058	10	5/8"	#2 (Red)	no. 10	16	8000
PKTZ1034	10	3/4"	#2 (Red)	no. 10	16	5000
PKTZ101	10	1"	#2 (Red)	no. 10	16	5000
PKTZ10114	10	1 1/4"	#2 (Red)	no. 10	16	4000
PKTZ10112	10	1 1/2"	#2 (Red)	no. 10	16	3000
PKTZ102	10	2"	#2 (Red)	no. 10	16	2000

\*Black Phosphate

**Metal Screw, Pan Head, Self-Tapping Thread, Type A Point**

- Material: Steel
- Finish: Zinc
- Drive required: Square
- Threading: Full thread

PRODUCT	SCREW SIZE	SCREW LENGTH	DRIVE SIZE	HEAD SIZE	NUMBER OF THREADS (PITCH/TPI)	QTY/BOX
PKAZ612	6	1/2"	#1 (Green)	no. 6	18	15000
PKAZ634	6	3/4"	#1 (Green)	no. 6	18	15000
PKAZ61	6	1"	#1 (Green)	no. 6	18	10000
PKAZ6112	6	1 1/2"	#1 (Green)	no. 6	18	6000
PKAZ834	8	3/4"	#2 (Red)	no. 8	15	10000
PKAZ81	8	1"	#2 (Red)	no. 8	15	8000
PKAZ8114	8	1 1/4"	#2 (Red)	no. 8	15	6000
PKAZ8112	8	1 1/2"	#2 (Red)	no. 8	15	5000
PKAZ8134	8	1 3/4"	#2 (Red)	no. 8	15	4500
PKAZ82	8	2"	#2 (Red)	no. 8	15	3000
PKAZ8212	8	2 1/2"	#2 (Red)	no. 8	15	2500
PKAZ1058	10	5/8"	#2 (Red)	no. 10	12	8000
PKAZ1034	10	3/4"	#2 (Red)	no. 10	12	6000



# Screws

## Metal Screws

### Metal Screw, Undercut Head, Self-Tapping Thread, Type B Point

- Material: Steel
- Finish: Zinc
- Drive required: Quadrex
- Threading: Full thread

Application: Door and Window

PRODUCT	FINISH	MATERIAL	SCREW SIZE	SCREW LENGTH	DRIVE SIZE	NUMBER OF THREADS (PITCH/TPI)	QTY/BOX
FQUBZ1012	Zinc	Steel	10	1/2"	#2 (Red)	16	10000

### Metal Screw, Wafer Head, Self-Tapping Thread, Self-Drilling Point

The very large, flat head of this screw is specially designed to provide a smooth and discreet finish. What's more, it's self-tapping point will handle pre-drilling for you!

- Material: Steel
- Finish: Zinc
- Drive required: Square
- Point Type: #3 Self-Drilling
- Threading: Full thread

PRODUCT	SCREW SIZE	SCREW LENGTH	DRIVE SIZE	NUMBER OF THREADS (PITCH/TPI)	QTY/BOX
WKTZ1034	10	3/4"	#2 (Red)	24	5000
WKTZ101	10	1"	#2 (Red)	24	5000
WKTZ10114	10	1 1/4"	#2 (Red)	24	4000
WKTZ123	12	3"	#3 (Black)	24	1000

### Metal Screw, Wafer Head, Self-Tapping Thread, Self-Drilling Point with Reamer



This screw is specially designed to fasten wood to metal.

The reamer on the self-tapping point widens the hole when penetrating the wood for easier drilling. The TEK point then pierces the metal and provides solid fastening.

- Material: Steel
- Finish: Zinc
- Drive required: Square
- Threading: Full thread

PRODUCT	SCREW SIZE	SCREW LENGTH	DRIVE SIZE	NUMBER OF THREADS (PITCH/TPI)	QTY/BOX
WKRTZ12212	12	2 1/2"	#3 (Black)	24	1500
WKRTZ123	12	3"	#3 (Black)	24	1000

## Richelieu Section 6A



1  
FRAMELESS  
SHOWER  
HARDWARE

2  
STANDOFFS &  
DECORATIVE  
GLASS SHELF  
HARDWARE

3  
CAULKING,  
INSULATING  
FOAM &  
GLAZING  
SPLINE

4  
TOOLS &  
MACHINERY

5  
SHOP  
SUPPLIES

6  
FASTENERS

7  
MIRROR  
HARDWARE

8  
CABINET &  
FURNITURE  
GLASS  
HARDWARE

9  
DOORS &  
WINDOWS  
HARDWARE

10  
WEATHER  
STRIPPING

11  
SCREEN &  
SCREENING  
SUPPLIES

12  
GLASS  
BALUSTER  
& RAILING

13  
GLASS  
ARCHITECTURAL  
HARDWARE

14  
SLIDING  
DOOR  
SYSTEMS

15  
MOLDINGS

16  
COMMERCIAL  
DISPLAY  
HARDWARE

17  
AUTOMOTIVE

# Screws

## Screws for Imperial Machine


### Machine Screw, Pan Head, TPI 20, Type B Point

Our range of machine screws respects the Industrial Fasteners Institute's ASME B18.6.3 standards.

- Screw Size: 1/4
- Number of threads (PITCH/TPI): 20
- Thread Type: Imperial Machine
- Threading: Full thread

PRODUCT	MATERIAL, COATING OR FINISH	SCREW LENGTH	DRIVE REQUIRED	DRIVE SIZE	STANDARDS AND CERTIFICATIONS	QTY/ BOX
PPMS1434	Stainless Steel	3/4"	Phillips	#3 (Phillips)	Series 18-8	1000
PPMS1434MR	Stainless Steel	3/4"	Phillips	#3 (Phillips)	Series 18-8	3
PPMS1434VP	Stainless Steel	3/4"	Phillips	#3 (Phillips)	Series 18-8	100
PQMZ1438	Zinc Plated	3/8"	Quadrex	#3 (Black)	ASME B18.6.3	4000
PQMZ1412	Zinc Plated	1/2"	Quadrex	#3 (Black)	ASME B18.6.3	3000
PQMZ1458	Zinc Plated	5/8"	Quadrex	#3 (Black)	ASME B18.6.3	3000
PQMZ1434	Zinc Plated	3/4"	Quadrex	#3 (Black)	ASME B18.6.3	3000
PKMZ1434VP	Zinc Plated	3/4"	Quadrex	#3 (Black)	ASME B18.6.3	100
PQMZ141	Zinc Plated	1"	Quadrex	#3 (Black)	ASME B18.6.3	2500
PQMZ14114	Zinc Plated	1 1/4"	Quadrex	#3 (Black)	ASME B18.6.3	2000
PQMZ14112	Zinc Plated	1 1/2"	Quadrex	#3 (Black)	ASME B18.6.3	2000
PQMZ14134	Zinc Plated	1 3/4"	Quadrex	#3 (Black)	ASME B18.6.3	1500
PQMZ142	Zinc Plated	2"	Quadrex	#3 (Black)	ASME B18.6.3	1500
PKMZ144VP	Zinc Plated	4"	Quadrex	#3 (Black)	ASME B18.6.3	75

## Richelieu Section 6A

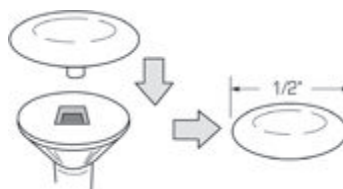


# Screw Plugs

## Plastic Cover Caps for #6 Square Drive Screws - 1.27 cm (1/2") in Diameter

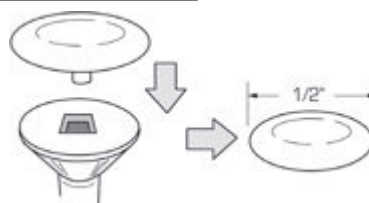
• For #6 screw

PRODUCT	FINISH	Ø	QTY/BOX
PPCB6VP	Black	1/2"	50
CP760030	White	1/2"	100
MP760030	White	1/2"	1000



## Plastic Cover Caps for #8 Square Drive Screws - 1.27 cm (1/2") in Diameter

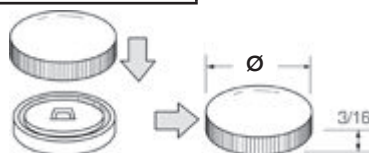
PRODUCT	FINISH	Ø	QTY/BOX
CP750040	Almond	1/2"	100
MP750040	Almond	1/2"	1000
CP750090	Black	1/2"	100
MP750090	Black	1/2"	1000
CP750060	Brown	1/2"	100
MP750060	Brown	1/2"	1000
MP750065	Caramel	1/2"	1000
CP7500100	Dark Gray	1/2"	100
MP7500100	Dark Gray	1/2"	1000
CP7500105	Gray	1/2"	100
MP7500105	Gray	1/2"	1000
MP7500992	Hardrock Maple	1/2"	1000
CP750030	White	1/2"	100
MP750030	White	1/2"	1000



## Metal Cover Cap

Metal screw plug for #6 and #8 screws (types FH, FHL, and SHL).

PRODUCT	FINISH	Ø	QTY/BOX
66180	Acier, Nickel	12 mm	400
CP66180	Acier, Nickel	12 mm	100
BP66180	Acier, Nickel	12 mm	8
67180	Acier, Nickel	18 mm	200



## Richelieu Section 6B



**1**  
FRAMELESS  
SHOWER  
HARDWARE

**2**  
STANDOFFS &  
DECORATIVE  
GLASS SHELF  
HARDWARE

**3**  
CAULKING,  
INSULATING  
FOAM &  
GLAZING  
SPLINE

**4**  
TOOLS &  
MACHINERY

**5**  
SHOP  
SUPPLIES

**6**  
FASTENERS

**7**  
MIRROR  
HARDWARE

**8**  
CABINET &  
FURNITURE  
GLASS  
HARDWARE

**9**  
DOORS &  
WINDOWS  
HARDWARE

**10**  
WEATHER  
STRIPPING

**11**  
SCREEN &  
SCREENING  
SUPPLIES

**12**  
GLASS  
BALUSTER  
& RAILING

**13**  
GLASS  
ARCHITECTURAL  
HARDWARE

**14**  
SLIDING  
DOOR  
SYSTEMS

**15**  
MOLDINGS

**16**  
COMMERCIAL  
DISPLAY  
HARDWARE

**17**  
AUTOMOTIVE

# Screw Plugs

## Richelieu Section 6B

### Plastic Screw Plug


PRODUCT	FINISH	Ø	DRILLING DEPTH	DRILLING Ø	QTY/BOX
32035090	Black	6 mm	4 mm	5"	5000
BP3200503890	Black	1/2"	1/8"	3/8"	25
MP3200503890	Black	1/2"	1/8"	3/8"	1000
BP32035030	White	6 mm	4 mm	5 mm	25
MP32035030	White	6 mm	4 mm	5 mm	1000
32035030	White	6 mm	4 mm	5"	5000
MP32008030	White	12 mm	5 mm	8 mm	1000
BP3200503830	White	1/2"	1/8"	3/8"	25
CP3200503830	White	1/2"	1/8"	3/8"	100
MP3200503830	White	1/2"	1/8"	3/8"	1000
BP32010030	White	5/8"	1/4"	1/2"	25
CP32010030	White	5/8"	1/4"	1/2"	100
MP32010030	White	5/8"	1/4"	1/2"	1000



### Plastic Screw Plug - 1.42 cm (9/16") in Diameter

For #6 to #10 screws.

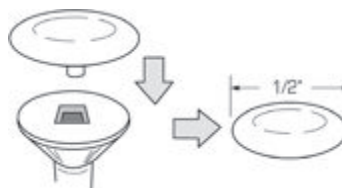
PRODUCT	FINISH	Ø	HEIGHT	QTY/BOX
CP72530	White	9/16"	1/4"	100
MP72530	White	9/16"	1/4"	1000



### Plastic Cover Caps for #6 Square Drive Screws - 1.27 cm (1/2") in Diameter

• For #6 screw.

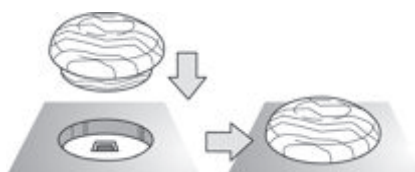
PRODUCT	FINISH	Ø	QTY/BOX
PPCB6VP	Black	1/2"	50
CP760030	White	1/2"	100
MP760030	White	1/2"	1000



# Screw Plugs

## Wooden Screw Plug

PRODUCT	FINISH	Ø	DRILLING DEPTH	DRILLING Ø	QTY/BOX
CP150B15	Maple	1/2"	3/16"	3/8"	100
MP150B15	Maple	1/2"	3/16"	3/8"	1000
CP149B15	Maple	5/8"	3/16"	7/16"	100
MP149B150	Maple	5/8"	3/16"	7/16"	1000
CP151B15	Maple	5/8"	3/16"	1/2"	100
MP151B15	Maple	5/8"	3/16"	1/2"	1000
CP152C25	Oak	1/2"	3/16"	3/8"	100
MP152C25	Oak	1/2"	3/16"	3/8"	1000
CP153C25	Oak	5/8"	3/16"	1/2"	100
MP153C25	Oak	5/8"	3/16"	1/2"	1000



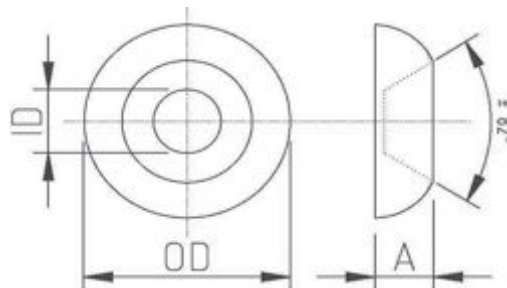
# Finishing Washers

## Metal Finishing cup washer, Nickel plating

Flat head screw washer

- Type of washers: Trim ring
- Finish: Nickel
- Material: Steel

PRODUCT	BOLT Ø	INSIDE Ø	OUTSIDE Ø	THICKNESS	QTY/BOX
FCN6J	#6	0.161 to 0.2 mm	0.424 to 0.469 mm	0.078 to 0.103 mm	1000
FCN8M1	#8	0.18 to 0.22 mm	0.518 to 0.543 mm	0.086 to 0.11 mm	1000
FCN10M1	#10	0.235 to 0.279 mm	0.581 to 0.606 mm	0.103 to 0.126 mm	1000



## Richelieu Section 6B



## Richelieu Section 6C



**NOTES**



# Anchors

## Hollow Wall Anchors

### Self-Drilling Anchor for Drywall

- Easy to use
- Compatible Materials: Drywall
- Mounting Location: Wall
- Screw Size: #8
- Length: 1-5/8"
- Load Capacity - Wall Mounted/Drywall: 10 kg

Application: Drywall

PRODUCT	FINISH	SCREW INCLUDED	MINIMUM ORDER QTY	QTY/BOX
MA8L	Zinc Plated	No	1	1500
MA8LVVA	Zinc Plated	Yes	1	40
MA8LVP	Zinc Plated	No	1	50
MA8LVMX	Zinc Plated	Yes	5	15
MA8LVMK	Zinc Plated	Yes	5	5
MA8LJ	Zinc Plated	No	1	150

### SnapSku

Self-drilling expanding anchor for drywall. The quickest and easiest anchor to install.

- Compatible Materials: Drywall
- Mounting Location: Wall
- Screw Size: #8
- Load Capacity - Wall Mounted/Drywall: 29 kg

Application: For drywall only.

PRODUCT	MATERIAL	SCREW INCLUDED	QTY/BOX
TGSS8VA	Plastic	No	30
TGSS8VJ	Plastic	Yes	70

### Snap-Toggle



Adjustable heavy duty strap toggle bolt. Ideal for ceiling applications thanks to a high load capacity.

- Compatible Materials: Drywall, Tile, Plaster and Block
- Mounting Location: Wall and Ceiling
- Load Capacity - Wall Mounted/Concrete: 90 kg
- Load Capacity - Ceiling Mounted/Concrete: 90 kg
- Load Capacity - Wall Mounted/Drywall: 56 kg
- Load Capacity - Ceiling Mounted/Drywall: 27 kg

Application: For drywall, tile, plaster, and block.

PRODUCT	FINISH	MATERIAL	SCREW SIZE	SCREW INCLUDED	QTY/BOX
TGST316	Ultra Seal, Yellow Zinc	Plastic	10-24	No	100

## Richelieu Section 6D



**1**  
FRAMELESS  
SHOWER  
HARDWARE

**2**  
STANDOFFS &  
DECORATIVE  
GLASS SHELF  
HARDWARE

**3**  
CAULKING,  
INSULATING  
FOAM &  
GLAZING  
SPLINE

**4**  
TOOLS &  
MACHINERY

**5**  
SHOP  
SUPPLIES

**6**  
FASTENERS

**7**  
MIRROR  
HARDWARE

**8**  
CABINET &  
FURNITURE  
GLASS  
HARDWARE

**9**  
DOORS &  
WINDOWS  
HARDWARE

**10**  
WEATHER  
STRIPPING

**11**  
SCREEN &  
SCREENING  
SUPPLIES

**12**  
GLASS  
BALUSTER  
& RAILING

**13**  
GLASS  
ARCHITECTURAL  
HARDWARE

**14**  
SLIDING  
DOOR  
SYSTEMS

**15**  
MOLDINGS

**16**  
COMMERCIAL  
DISPLAY  
HARDWARE

**17**  
AUTOMOTIVE

# Anchors

## Hollow Wall Anchors

### Wall-It

Drywall self-drilling toggle bolt.

- Quick installation: no drilling
- High strength
- Vibration resistance
- Compatible Materials: Drywall
- Mounting Location: Wall and Ceiling
- Load Capacity - Wall Mounted/Drywall: 40 kg
- Load Capacity - Ceiling Mounted/Drywall: 18 kg

Application: For drywall only.

PRODUCT	FINISH	SCREW SIZE	LOAD CAPACITY - WALL MOUNTED/DRYWALL	LOAD CAPACITY - CEILING MOUNTED/DRYWALL	QTY/BOX
WIT18212VJ	Zinc Plated	6-32	40 kg	18 kg	50

## Universal Anchors

### Alligator

All-purpose expandable anchor. The strongest anchor in concrete and solid walls.

- Compatible Materials: Drywall, Tile, Plaster, Concrete, Block and Brick
- Mounting Location: Wall and Ceiling
- Load Capacity - Wall Mounted/Drywall: 31 kg
- Load Capacity - Ceiling Mounted/Drywall: 9 kg
- Load Capacity - Wall Mounted/Concrete: 127 kg
- Load Capacity - Ceiling Mounted/Concrete: 116 kg

Application: For drywall, tile, plaster, concrete, block, and brick.

PRODUCT	MATERIAL	SCREW SIZE	INCLUDED PRODUCTS	QTY/BOX
TGA14	Polymer	#6-8-10-12	Screws Not Included	1000
TGA14J	Polymer	#6-8-10-12	Screws Not Included	75
TGA14VDJ	Polymer	#6-8-10-12	Screws Included	75
TGA516	Polymer	#8-10-12-14-1/4	Screws Not Included	1000
TGA516VDJ	Polymer	#8-10-12-14-1/4	Screws Included	50
TGA516J	Polymer	#8-10-12-14-1/4	Screws Not Included	50


## Masonry Anchors

### Cylindrical Anchor

Self-lubricating anchors expand in the hole for a firm fit. Never split or shatter and can be hammer driven. Cut to any length. 1/4" drill size.

PRODUCT	FINISH	MATERIAL	LENGTH	SCREW SIZE	QTY/BOX
FAANCHOR1459	Green	Plastic	1"	10-12	100

## Richelieu Section 6D



# Anchors

## Masonry Anchors

### Plastic Anchor

Wall anchor.

- Mounting Location: Wall and Ceiling
- Material: Plastic

PRODUCT	FINISH	COMPATIBLE MATERIALS	LOAD CAPACITY - WALL MOUNTED/ CONCRETE	LOAD CAPACITY - CEILING MOUNTED/ CONCRETE	Ø	SCREW SIZE	QTY/ BOX
PAG516	Gray	Concrete	148 lb (67 kg)	77 lb (35 kg)	5/16"	#12-14	10 000
PA316	Yellow	Concrete, Block and Brick	75 lb (34 kg)	35 lb (16 kg)	3/16"	#5-6-7-8	5000
PAS316VP	Yellow	Concrete, Block and Brick	75 lb (34 kg)	35 lb (16 kg)	3/16"	#5-6-7-8	50
PA316VA	Yellow	Concrete, Block and Brick	75 lb (34 kg)	35 lb (16 kg)	3/16"	#5-6-7-8	150
PA316VMK	Yellow	Concrete, Block and Brick	75 lb (34 kg)	35 lb (16 kg)	3/16"	#5-6-7-8	10
PA316MK	Yellow	Concrete, Block and Brick	75 lb (34 kg)	35 lb (16 kg)	3/16"	#5-6-7-8	20
PA14	Blue	Concrete, Block and Brick	110 lb (50 kg)	55 lb (25 kg)	1/4"	#8-9-10	4000
PAS14VP	Blue	Concrete, Block and Brick	110 lb (50 kg)	55 lb (25 kg)	1/4"	#8-9-10	50
PA14VA	Blue	Concrete, Block and Brick	110 lb (50 kg)	55 lb (25 kg)	1/4"	#8-9-10	100
PA14VMK	Blue	Concrete, Block and Brick	110 lb (50 kg)	55 lb (25 kg)	1/4"	#8-9-10	8
PA14MK	Blue	Concrete, Block and Brick	110 lb (50 kg)	55 lb (25 kg)	1/4"	#8-9-10	16
PA14J	Blue	Concrete, Block and Brick	110 lb (50 kg)	55 lb (25 kg)	1/4"	#8-9-10	400
PA516	Green	Concrete, Block and Brick	148 lb (67 kg)	77 lb (35 kg)	5/16"	#12-14	2500
PA516VA	Green	Concrete, Block and Brick	148 lb (67 kg)	77 lb (35 kg)	5/16"	#12-14	100
PAS516VP	Green	Concrete, Block and Brick	148 lb (67 kg)	77 lb (35 kg)	5/16"	#12-14	50
PA516VMK	Green	Concrete, Block and Brick	148 lb (67 kg)	77 lb (35 kg)	5/16"	#12-14	6
PA516MK	Green	Concrete, Block and Brick	148 lb (67 kg)	77 lb (35 kg)	5/16"	#12-14	12

## Richelieu Section 6D



# Anchors

## Masonry Anchors

### Expansion Sleeve Anchor

- Mounting Location: Wall and Ceiling
- Specific Application: Concrete
- Material: Steel
- Finish: Zinc
- Compatible material: Concrete and block



PRODUCT	LOAD CAPACITY - WALL MOUNTED/ CONCRETE	LOAD CAPACITY - CEILING MOUNTED/ CONCRETE	Ø	LENGTH	DRILL BIT	BOLT SIZE	QTY/ BOX
SA516112	500 lb (227 kg)	423 lb (192 kg)	5/16"	1-1/2"	5/16"	1/4"	1000
SA516112J	500 lb (227 kg)	423 lb (192 kg)	5/16"	1-1/2"	5/16"	1/4"	50
SA516212	500 lb (227 kg)	423 lb (192 kg)	5/16"	2-1/2"	5/16"	1/4"	600
SA516212J	500 lb (227 kg)	423 lb (192 kg)	5/16"	2-1/2"	5/16"	1/4"	50
SA38178	752 lb (341 kg)	602 lb (273 kg)	3/8"	1-7/8"	3/8"	5/16"	700
SA38178J	752 lb (341 kg)	602 lb (273 kg)	3/8"	1-7/8"	3/8"	5/16"	25
SA383	752 lb (341 kg)	602 lb (273 kg)	3/8"	3"	3/8"	5/16"	350
SA383VP	752 lb (341 kg)	602 lb (273 kg)	3/8"	3"	3/8"	5/16"	25
SA383J	752 lb (341 kg)	602 lb (273 kg)	3/8"	3"	3/8"	5/16"	25
SA12214	1294 lb (587 kg)	1173 lb (532 kg)	1/2"	2-1/4"	1/2"	3/8"	250
SA12214J	1294 lb (587 kg)	1173 lb (532 kg)	1/2"	2-1/4"	1/2"	3/8"	25
SA123	1294 lb (587 kg)	1173 lb (532 kg)	1/2"	3"	1/2"	3/8"	200
SA123J	1294 lb (587 kg)	1173 lb (532 kg)	1/2"	3"	1/2"	3/8"	25
SA124	1294 lb (587 kg)	1173 lb (532 kg)	1/2"	4"	1/2"	3/8"	200
SA124CT	1294 lb (587 kg)	1173 lb (532 kg)	1/2"	4"	1/2"	3/8"	15
SA124J	1294 lb (587 kg)	1173 lb (532 kg)	1/2"	4"	1/2"	3/8"	20
SA126	1294 lb (587 kg)	1173 lb (532 kg)	1/2"	6"	1/2"	3/8"	150
SA126CT	1294 lb (587 kg)	1173 lb (532 kg)	1/2"	6"	1/2"	3/8"	15
SA126J	1294 lb (587 kg)	1173 lb (532 kg)	1/2"	6"	1/2"	3/8"	20
SA58214	2520 lb (1143 kg)	1470 lb (667 kg)	5/8"	2-1/4"	5/8"	1/2"	150
SA58214J	2520 lb (1143 kg)	1470 lb (667 kg)	5/8"	2-1/4"	5/8"	1/2"	15
SA58414	2520 lb (1143 kg)	1470 lb (667 kg)	5/8"	4-1/4"	5/8"	1/2"	130
SA58414J	2520 lb (1143 kg)	1470 lb (667 kg)	5/8"	4-1/4"	5/8"	1/2"	10
SA586	2520 lb (1143 kg)	1470 lb (667 kg)	5/8"	6"	5/8"	1/2"	70
SA586J	2520 lb (1143 kg)	1470 lb (667 kg)	5/8"	6"	5/8"	1/2"	10

### Stainless Steel Expansion Sleeve Anchor

- Mounting Location: Wall and Ceiling
- Specific Application: Concrete
- Material: Stainless steel 18/8
- Finish: Stainless steel
- Compatible material: Concrete and block

PRODUCT	LOAD CAPACITY - WALL MOUNTED/ CONCRETE	LOAD CAPACITY - CEILING MOUNTED/ CONCRETE	Ø	LENGTH	DRILL BIT	BOLT SIZE	QTY/ BOX
SAS123CT	1294 lb (587 kg)	1173 lb (532 kg)	1/2"	3"	1/8"	3/8"	25
SAS123	1294 lb (587 kg)	1173 lb (532 kg)	1/2"	3"	1/2"	3/8"	200
SAS124CT	1294 lb (587 kg)	1173 lb (532 kg)	1/2"	4"	1/2"	1/2"	15
SAS126CT	1294 lb (587 kg)	1173 lb (532 kg)	1/2"	6"	1/2"	3/8"	15
SAS126	1294 lb (587 kg)	1173 lb (532 kg)	1/2"	6"	1/2"	3/8"	150

## Richelieu Section 6D



# Anchors


## Masonry Anchors

### Expansion Sleeve Anchor

- Mounting Location: Wall and Ceiling
- Specific Application: Concrete
- Material: Steel
- Finish: Zinc
- Compatible material: Concrete, block and brick

PRODUCT	LOAD CAPACITY - WALL MOUNTED/ CONCRETE	LOAD CAPACITY - CEILING MOUNTED/ CONCRETE	Ø	LENGTH	DRILL BIT	BOLT SIZE	QTY/ BOX
SA516112VA	500 lb (227 kg)	423 lb (192 kg)	5/16"	1-1/2"	5/16"	1/4"	20
SA516112MK	500 lb (227 kg)	423 lb (192 kg)	5/16"	1-1/2"	5/16"	1/4"	4
SA516212VA	500 lb (227 kg)	423 lb (192 kg)	5/16"	2-1/2"	5/16"	1/4"	20
SA516212MK	500 lb (227 kg)	423 lb (192 kg)	5/16"	2-1/2"	5/16"	1/4"	4
SA38178VA	752 lb (341 kg)	602 lb (273 kg)	3/8"	1-7/8"	3/8"	5/16"	15
SA38178MK	752 lb (341 kg)	602 lb (273 kg)	3/8"	1-7/8"	3/8"	5/16"	2
SA383VA	752 lb (341 kg)	602 lb (273 kg)	3/8"	3"	3/8"	5/16"	12
SA383MK	752 lb (341 kg)	602 lb (273 kg)	3/8"	3"	3/8"	5/16"	2
SA384	752 lb (341 kg)	602 lb (273 kg)	3/8"	4"	3/8"	5/16"	300
SA384VA	752 lb (341 kg)	602 lb (273 kg)	3/8"	4"	3/8"	5/16"	12
SA384MK	752 lb (341 kg)	602 lb (273 kg)	3/8"	4"	3/8"	5/16"	2
SA12214VA	1294 lb (587 kg)	1173 lb (532 kg)	1/2"	2-1/4"	1/2"	3/8"	10
SA12214MK	1294 lb (587 kg)	1173 lb (532 kg)	1/2"	2-1/4"	1/2"	3/8"	2
SA123VA	1294 lb (587 kg)	1173 lb (532 kg)	1/2"	3"	1/2"	3/8"	10
SA123MK	1294 lb (587 kg)	1173 lb (532 kg)	1/2"	3"	1/2"	3/8"	2
SA124VA	1294 lb (587 kg)	1173 lb (532 kg)	1/2"	4"	1/2"	3/8"	10
SA124MK	1294 lb (587 kg)	1173 lb (532 kg)	1/2"	4"	1/2"	3/8"	2
SA126MK	1294 lb (587 kg)	1173 lb (532 kg)	1/2"	6"	1/2"	3/8"	2
SA58414MK	2520 lb (1143 kg)	1470 lb (667 kg)	5/8"	4-1/4"	5/8"	1/2"	2

## Richelieu Section 6D



**NOTES**

# Mirror Hardware


## Mirror Clip Accessories

### Section 7A




## Mirror Finishing, Aluminum Extrusions

### Section 7B



## Acrylic Plates and Registers

### Section 7C



## Clear Setting Block

### Section 7D



## Mirror Adhesive

### Section 7E



## Double-Face Tape

### Section 7F



## Mirror Safety Backing

### Section 7G



# SECTION 7

FRAMELESS SHOWER  
HARDWARE

1

STANDOFFS &  
DECORATIVE GLASS  
SHELF HARDWARE

2

CAULKING,  
INSULATING FOAM &  
GLAZING SPLINE

3

TOOLS &  
MACHINERY

4

SHOP SUPPLIES

5

FASTENERS

6

**MIRROR HARDWARE**

**7**

CABINET &  
FURNITURE GLASS  
HARDWARE

8

DOORS  
& WINDOWS  
HARDWARE

9

WEATHER STRIPPING

10

SCREEN &  
SCREENING SUPPLIES

11

GLASS BALUSTER  
& RAILING

12

GLASS  
ARCHITECTURAL  
HARDWARE

13

SLIDING DOOR  
SYSTEMS

14

MOLDINGS

15

COMMERCIAL  
DISPLAY HARDWARE

16

AUTOMOTIVE

17



# Mirror Clip Accessories

## Metal Mirror Clips

### Vancouver Mirror Clips

Made of 21 gauge steel then plated to resist corrosion. A slotted back allows for height adjustment to 1/2". Commonly called Vancouver Mirror Clips.

- Width: 1 1/4" (32 mm)
- Thickness: 1/4" (6 mm)

PRODUCT	FINISH	LENGTH	MIRROR THICKNESS	QTY/BOX
CP62018140	Chrome	2" (51 mm)	1/8" (3 mm)	100
CP620182G	Zinc	2" (51 mm)	1/8" (3 mm)	100
CP620316140	Chrome	2" (51 mm)	3/16" (5 mm)	100
CP6203162G	Zinc	2" (51 mm)	3/16" (5 mm)	100
CP623162GL	Zinc	2" (51 mm)	3/16" (5 mm)	100
6203162G	Zinc	2" (51 mm)	3/16" (5 mm)	1000
7XR	Zinc	2" (51 mm)	3/16" (5 mm)	4
CP62014140	Chrome	2" (51 mm)	1/4" (6 mm)	100
CP620142G	Zinc	2" (51 mm)	1/4" (6 mm)	100
620142G	Zinc	2" (51 mm)	1/4" (6 mm)	1000
6XR	Zinc	2" (51 mm)	1/4" (6 mm)	4

### Channel Clip

To hang pictures or mirrors on the wall.

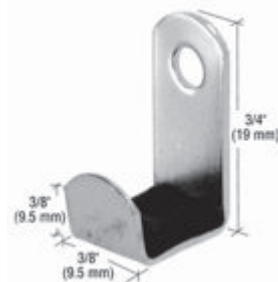
- 2 holes
- Type: Universal

Sold by box of 100 units

PRODUCT	FINISH	WIDTH	LENGTH	MIRROR THICKNESS	QTY/BOX
GMMC1774	Chrome	1/2" (12 mm)	1 1/2" (38 mm)	1/4" (6 mm)	100
GMMC1775	Nickel	1/2" (12 mm)	1 1/2" (38 mm)	1/4" (6 mm)	100

### Felt-Lined Mirror Clip

- In 20 gauge steel



Sold by box of 100 units

PRODUCT	LENGTH	WIDTH	GLASS THICKNESS	QTY/BOX
GMMC1282	3/4" (19 mm)	3/8" (10 mm)	3/8" (10 mm)	100

## Richelieu Section 7A



# Mirror Clip Accessories

## Metal Mirror Clips

### Mirror Clip Adjustable

Nickel plated 1/4" (6 mm) slotted round lip mirror clip.

- Material: Steel
- Allows height to be adjusted up to 1/2" (12 mm)
- Fastener: #5 Screw
- Range: 1/2" (12 mm)
- Length: 1 1/4" (32 mm)

Sold by unit

PRODUCT	FINISH	MIRROR THICKNESS	WIDTH	QTY/BOX
10NR	Nickel	1/4" (6 mm)	19/32" (15 mm)	4
318143	Anochrome	5/16" (8 mm)	9/16" (14 mm)	1

### Mirror Clips, Zinc 1/4", Adjustable

Set of mirror clips designed with a slotted back to allow for height adjustments.

- Material: Steel

Sold by blister of 4 units

PRODUCT	FINISH	MIRROR THICKNESS	QTY/BOX
MH14MR	Zinc	1/4" (6 mm)	1


### Felt-Lined 90° Angle Clip

Felt-lined with 3/8" lip and 9/16" hole to bend.

- 16 gauge steel

Sold by box of 100 units

PRODUCT	LENGTH	WIDTH	QTY/BOX
GMMC1030	3/4" (19 mm)	1/2" (12 mm)	100



### Felt-Lined 90° Angle Mirror Clip

Felt-lined, 16 gauge steel, right angle mirror clip with a 3/8" lip and a 5/32" x 1/4" long slot.

Sold by box of 100 units

PRODUCT	LENGTH	WIDTH	QTY/BOX
GMMC1327	3/4" (19 mm)	1/2" (12 mm)	100

## Richelieu Section 7A



# Mirror Clip Accessories

## Metal Mirror Clips

### E-Z Mount Mirror Clips

The ideal method to mount small to medium sized mirrors. Clamps are used on beveled, polished or seamed mirrors and designed to compensate for uneven walls by allowing a 1/4" air space between wall and mirror. Heavy (20 gauge) metal provides additional support and safety.

- Material: Steel
- Set includes 2 upper spring-loaded, 2 stationary, and 4 No. 9 FH x 1 1/4" screws

Sold by unit

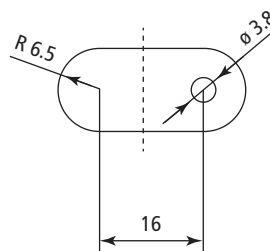
PRODUCT	FINISH	QTY/BOX
GMMC2650	Nickel	1



## Richelieu Section 7A



### Mirror Clip - 3/16"



Sold by blister of 8 units

PRODUCT	FINISH	MATERIAL	WIDTH	QTY/BOX
11NR	Nickel	Steel	3/16" (5 mm)	8



### Mirror Clip

- Material: Steel

PRODUCT	FINISH	MIRROR THICKNESS	QTY/BOX
MC14MR	Anochrome	1/4" (6 mm)	blister of 4 units
MC14	Anochrome	1/4" (6 mm)	1000



### Offset Mirror Clip

Used to mount glass behind wooden frames. 1/4" hole to bend. 5/32" hole. 16 gauge steel, nickel plated.

Sold by box of 100 units

PRODUCT	FINISH	LENGTH	WIDTH	MIRROR THICKNESS	QTY/BOX
GMMC1827	Nickel	1 1/8" (29 mm)	1/2" (12 mm)	1/8" (3 mm)	100
GMMC1826	Nickel	1 1/8" (29 mm)	1/2" (12 mm)	1/4" (6 mm)	100
GMMC1828	Nickel	1 1/8" (29 mm)	1/2" (12 mm)	3/8" (10 mm)	100
GMMC1829	Nickel	1 1/8" (29 mm)	1/2" (12 mm)	1/2" (12 mm)	100

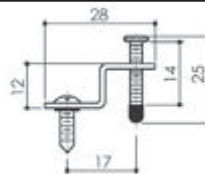


# Mirror Clip Accessories

## Metal Mirror Clips

### Glass Support

Sold by box of 100 units



PRODUCT	FINISH	MATERIAL	LENGTH	THICKNESS	QTY/BOX
CP58510M41	Antique Copper	Steel	1 7/64" (28 mm)	5/6" (8 mm)	100

### Victorian Mirror Pivot

Enhance your bathroom or dressing room and install these pivots where wall space is available. Full length vanity mirrors can be mounted and tilted to view any height. Mirror Pivots will accommodate 1/8" to 1/4" (3 to 6 mm) thick mirror of just about any configuration, and will hold up to 30 lb (13.6 kg). Pivots are made of heavy plated cast brass, and beautifully finished.

- Not designed for use with beveled mirror. Mirror Pivots work best with flat polished or pencil polished edges
- Easy to install
- Mounting hardware is included

Sold by unit

PRODUCT	FINISH	MATERIAL	Ø	MIRROR THICKNESS	LOAD CAPACITY	QTY/BOX
GMMP6408	Chrome	Brass	2" (51 mm)	1/8 to 1/4" (3 to 6 mm)	30 lb (13 kg)	1

### Plastic Mirror Clips

#### Plastic Mirror Clip

Square beveled clear plastic mirror clip. Always a favorite of mirror installers due to their style and functionality. They are a secure way to mount on doors, walls, and vanity mirrors. Crystal clear, they're attractive without being obtrusive. Easy-to-install.

- Finish: Transparent / Clear
- Fastener: #6 Screw

PRODUCT	MIRROR THICKNESS	QTY/BOX
CP5852111	1/8" (3 mm)	100
MP5852111	1/8" (3 mm)	1000
PMC18MR	1/8" (3 mm)	8
9PR	1/8" (3 mm)	6
9PIP	1/8" (3 mm)	1000
MP5852311	3/16" (5 mm)	1000
PMC316MR	3/16" (5 mm)	8
85PR	3/16" (5 mm)	6
85PIP	3/16" (5 mm)	1000
CP5852311	3/16" (5 mm)	100
CP5852211	1/4" (6 mm)	100
MP5852211	1/4" (6 mm)	1000
PMC14MR	1/4" (6 mm)	8
8PR	1/4" (6 mm)	6
8PIP	1/4" (6 mm)	1000

## Richelieu Section 7A



1  
FRAMELESS  
SHOWER  
HARDWARE

2  
STANDOFFS &  
DECORATIVE  
GLASS SHELF  
HARDWARE

3  
CAULKING,  
INSULATING  
FOAM &  
GLAZING  
SPLINE

4  
TOOLS &  
MACHINERY

5  
SHOP  
SUPPLIES

6  
FASTENERS

7  
MIRROR  
HARDWARE

8  
CABINET &  
FURNITURE  
GLASS  
HARDWARE

9  
DOORS &  
WINDOWS  
HARDWARE

10  
WEATHER  
STRIPPING

11  
SCREEN &  
SCREENING  
SUPPLIES

12  
GLASS  
BALUSTER  
& RAILING

13  
GLASS  
ARCHITECTURAL  
HARDWARE

14  
SLIDING  
DOOR  
SYSTEMS

15  
MOLDINGS

16  
COMMERCIAL  
DISPLAY  
HARDWARE

17  
AUTOMOTIVE

# Mirror Clip Accessories

## Plastic Mirror Clips

### Mirror Retainer

Used to hold panes of glass, mirrors or thin panels in place, these polyethylene retaining clips attach to a frame.

- Finish: Transparent / Clear
- Installed on the back of a frame

PRODUCT	LENGTH	WIDTH	THICKNESS	QTY/BOX
BP10411	1-1/16" (27 mm)	1/2" (12 mm)	5/32" (4 mm)	8
CP10411	1-1/16" (27 mm)	1/2" (12 mm)	5/32" (4 mm)	100
MP10411	1-1/16" (27 mm)	1/2" (12 mm)	5/32" (4 mm)	1000
MP10511	1" (25 mm)	3/8" (10 mm)	1/8" (3 mm)	1000

### Plastic Rosettes

6 plastic rosettes per card with screws.

- Finish: Transparent / Clear
- Flower-shaped

Sold by blister of 6 units

PRODUCT	LENGTH	WIDTH	QTY/BOX
GMR223301	1 1/8" (29 mm)	1 1/8" (29 mm)	6

### Decorative Mirror Trim Plastic 1/4"

Mirrored plastic strips enhance and beautify the edges of decorative mirrors in mirrored wall installations by presenting the appearance of a fine finished edge. They are also used to cover imperfections on exposed mirror edges or as a shelf edge protector. Its flexible side can arch slightly. No adhesive required, which makes installation easy. If necessary, it can be cut easily with a pair of scissors or a metal saw.

- Finish: Chrome
- Flexible Edge Protector

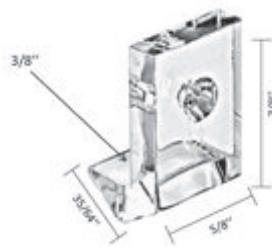
Sold by length

PRODUCT	LENGTH	MIRROR THICKNESS	QTY/BOX
EX675C	8' (2.4 m)	1/4" (6 mm)	1

### Side Mount Mirror Clips


Clear plastic mirror clips. Sold as a pack of 100 units.

- Finish: Clear
- Solid back, side mount
- Fastener: #6 Screw



PRODUCT	FINISH	MIRROR THICKNESS	THICKNESS	LENGTH	WIDTH	QTY/BOX
GMMC4915	Clear	3/8" (10 mm)	9/16" (14 mm)	7/8" (22 mm)	5/8" (16 mm)	100

## Richelieu Section 7A

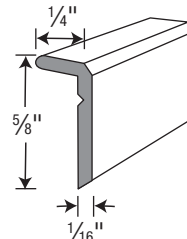


# Mirror Finishing, Aluminum Extrusions

## Richelieu Section 7B

### Finishing Molding

- Interior Measurement: 5/8" (16 mm)
- Front Facing Height: 3/4" (19 mm)

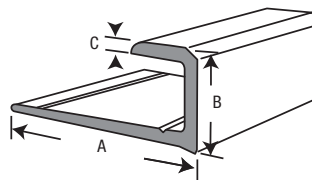


Sold by length

ALUMINUM	FINISH			
	CHROME	GOLD	STAINLESS STEEL	SATIN ALUMINUM
8'	D010049			
12'	D010050	D010048	10048170	D01005010

### J-Shaped Finishing Molding

- Interior Measurement: 5/16" (8 mm)
- Front Facing Height: 5/16" (8 mm)



Sold by length

ALUMINUM				FINISH									
DESCRIPTION	A	B	C	LENGTH	SATIN	BRUSHED	MILL FINISH	POLISHED	CHROME	BRONZE	GOLD	BLACK	STAINLESS STEEL
For top	1"	7/16"	1/16"	8'					D010040				
				12'	D01004110				D010041	D010037	D010039	D010035	010041170
For bottom	13/16"	7/16"	1/16"	8'					D010032				
				12'	D01003310				D010033	D010029	D010031	D010027	010033170
Other	3/4"	3/16"	—	12'	MRB251VCH			MRB251PH					
	7/8"	1/4"	—	12'	MRB551VCH								
		3/8"	—	12'				MRB851PH					
	1"	5/8"	—	12'		MRB1851S	MRB1851M	MRB1851P					

# Mirror Finishing, Aluminum Extrusions


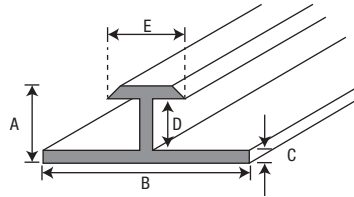
## Richelieu Section 7B

### H-Shaped Finishing Molding

Easy-to-install 180° finishing molding for joining two mirrors.

- Interior Measurement: 9/32" (7 mm)
- Front Facing Height: 3/8" (10 mm)

Sold by length


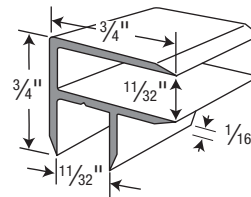


PLASTIC						FINISH
A	B	C	D	E	LENGTH	CHROME
13/32"	1"	1/16"	9/32"	3/8"	8'	D010026
	1 1/4"			1/2"	12'	MRB850P

### 90° Corner Finishing Molding

- Interior Measurement: 5/16" (8 mm)
- Front Facing Height: 3/4" (19 mm)

Sold by length



ALUMINUM	FINISH			
LENGTH	SATIN	CHROME	POLISHED BRASS	SATIN ALUMINUM
12'	D051401210	D0514012140	EX3164166	D051401210 EX3164165

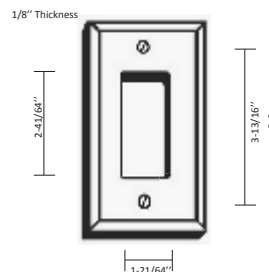


# Acrylic Plates and Registers

## Single Decora Plate

Supplied with gaskets and screws.

- Thickness: 1/8" (3 mm)



Sold by unit

PRODUCT	FINISH	MATERIAL	DESCRIPTION	WIDTH	HEIGHT	QTY/BOX
GMMP102CJ	Mirror Effect	Acrylic	Clear Jumbo Oversized	4 3/16"	6"	1
GMMP102B	Bronze	Acrylic	Regular Dimension	3 7/16"	5 1/4"	1
GMMP102C	Mirror Effect	Acrylic	Regular Dimension	3 7/16"	5 1/4"	1
GMMP102G	Gray	Bevelled Mirror	Regular Dimension	3 7/16"	5 1/4"	1
GMMP102CG	Mirror Effect	Bevelled Mirror	Regular Dimension	3 7/16"	5 1/4"	1

## Double Decora Plate

Supplied with gaskets and screws. Used to cover GFI outlets and rocker switches. Two dimensions are available.

- Thickness: 1/8" (3mm)

Sold by unit

PRODUCT	FINISH	MATERIAL	DESCRIPTION	WIDTH	HEIGHT	QTY/BOX
GMMP202CJ	Mirror Effect	Acrylic	Clear Jumbo Oversized	6"	6"	1
GMMP202G	Gray	Acrylic	Regular Dimension	5 1/4"	5 1/4"	1
GMMP202C	Mirror Effect	Acrylic	Regular Dimension	5 1/4"	5 1/4"	1
GMMP202CG	Mirror Effect	Bevelled Mirror	Regular Dimension	5 1/4"	5 1/4"	1

## Triple Decora Plate

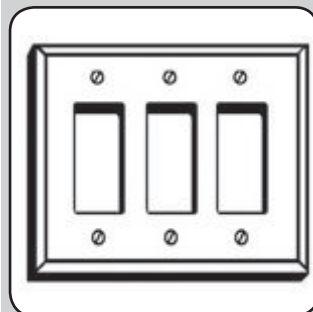
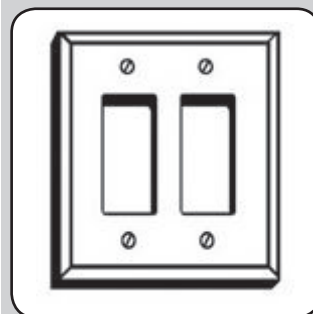

Supplied with gaskets and screws.

- Thickness: 1/8" (3 mm)

Sold by unit

PRODUCT	FINISH	MATERIAL	DESCRIPTION	WIDTH	HEIGHT	QTY/BOX
GMMP302CJ	Mirror Effect	Acrylic Mirror	Clear Jumbo Oversized	7 13/16"	6"	1
GMMP302C	Mirror Effect	Acrylic Mirror	Regular Dimension	7 13/16"	6"	1
GMMP302CG	Mirror Effect	Bevelled Mirror	Regular Dimension	7 13/16"	6"	1

## Richelieu Section 7C



# Acrylic Plates and Registers

## Richelieu Section 7C

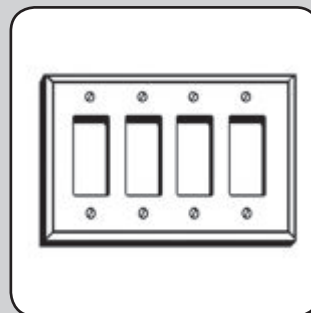
### Quadruple Gang Decora Plate

Supplied with gaskets and screws.

- Thickness: 1/8" (3 mm)

Sold by unit

PRODUCT	FINISH	MATERIAL	DESCRIPTION	WIDTH	HEIGHT	QTY/BOX
GMMP402C	Mirror Effect	Acrylic	Regular Dimension	9 5/8"	6"	1



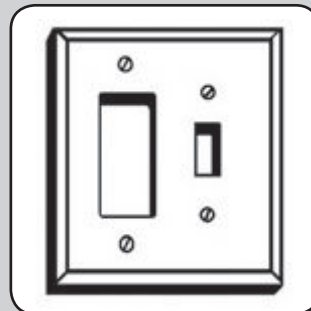
### Decora and Toggle Double Plate

Supplied with gaskets and screws.

- Thickness: 1/8" (3 mm)

Sold by unit

PRODUCT	FINISH	MATERIAL	DESCRIPTION	WIDTH	HEIGHT	QTY/BOX
GMMP206C	Mirror Effect	Acrylic	Regular Dimensions	5 1/4"	5 1/4"	1




### Single Toggle Plate

Single toggle switch acrylic mirror plate and polished beveled edges. For glass mirror, model only available in clear finish.

- Thickness: 1/8" (3 mm)
- Includes gaskets and mounting screws

Sold by unit

PRODUCT	FINISH	MATERIAL	DESCRIPTION	HEIGHT	WIDTH	QTY/BOX
GMMP101B	Bronze	Acrylic Mirror	Regular Dimension Gasket Included	5 1/4"	3 7/16"	1
GMMP101C	Mirror Effect	Acrylic Mirror	Regular Dimension Gasket Included	5 1/4"	3 7/16"	1




### Double Toggle Plate

Supplied with gaskets and screws.

- Thickness: 1/8" (3mm)

Sold by unit

PRODUCT	FINISH	MATERIAL	DESCRIPTION	WIDTH	HEIGHT	QTY/BOX
GMMP201B	Bronze	Acrylic	Regular Dimension	5 1/4"	5 1/4"	1



# Acrylic Plates and Registers

## Triple Toggle Plate

Supplied with gaskets and screws.

Sold by unit

PRODUCT	FINISH	MATERIAL	DESCRIPTION	QTY/BOX
GMMP301C	Mirror Effect	Acrylic	Regular Dimension	1

## Quadruple Gang Toggle Plate

Supplied with gaskets and screws.

- Thickness: 1/8" (3 mm)

Sold by unit

PRODUCT	FINISH	MATERIAL	WIDTH	HEIGHT	QTY/BOX
GMMP401C	Mirror Effect	Acrylic	9 5/8"	6"	1

## Single Duplex Plate

Supplied with gaskets and screws.

- Thickness: 1/8" (3 mm)

Sold by unit

PRODUCT	FINISH	MATERIAL	DESCRIPTION	WIDTH	HEIGHT	QTY/BOX
GMMP103CJ	Mirror Effect	Acrylic	Clear Jumbo Oversized	4 3/16"	6"	1
GMMP103B	Bronze	Acrylic	Regular Dimension	3 7/16"	5 1/4"	1
GMMP103C	Mirror Effect	Acrylic	Regular Dimension	3 7/16"	5 1/4"	1
GMMP103CG	Mirror Effect	Bevelled Mirror	Regular Dimension	3 7/16"	5 1/4"	1

## Double Duplex Plate





Supplied with gaskets and screws.

- Thickness: 1/8" (3mm)

Sold by unit

PRODUCT	FINISH	MATERIAL	DESCRIPTION	WIDTH	HEIGHT	QTY/BOX
GMMP203C	Mirror Effect	Acrylic	Regular Dimension	5 1/4"	5 1/4"	1

## Richelieu Section 7C



- 1 FRAMELESS SHOWER HARDWARE
- 2 STANDOFFS & DECORATIVE GLASS SHELF HARDWARE
- 3 CAULKING, INSULATING FOAM & GLAZING SPLINE
- 4 TOOLS & MACHINERY
- 5 SHOP SUPPLIES
- 6 FASTENERS
- 7 MIRROR HARDWARE
- 8 CABINET & FURNITURE GLASS HARDWARE
- 9 DOORS & WINDOWS HARDWARE
- 10 WEATHER STRIPPING
- 11 SCREEN & SCREENING SUPPLIES
- 12 GLASS BALUSTER & RAILING
- 13 GLASS ARCHITECTURAL HARDWARE
- 14 SLIDING DOOR SYSTEMS
- 15 MOLDINGS
- 16 COMMERCIAL DISPLAY HARDWARE
- 17 AUTOMOTIVE

# Acrylic Plates and Registers

## Richelieu Section 7C

### Toggle and Double Duplex Plate

Supplied with gaskets and screws.

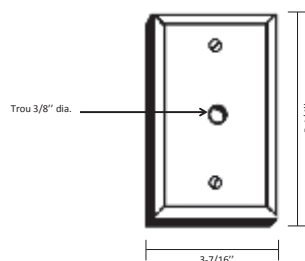
Sold by unit

PRODUCT	FINISH	MATERIAL	DESCRIPTION	QTY/BOX
GMMP204C	Mirror Effect	Acrylic	Regular Dimension	1




### 3/8" Hole Single TV Plate

Supplied with gaskets and screws.



Sold by unit

PRODUCT	FINISH	MATERIAL	WIDTH	HEIGHT	QTY/BOX
GMMP110C	Mirror Effect	Acrylic	3 7/16"	5 1/4"	1



### 5/8" Hole Single Telephone Plate

Supplied with gaskets and screws.

- Thickness: 1/8" (3 mm)
- Milling C/C: 3 1/4"

Sold by unit

PRODUCT	FINISH	MATERIAL	WIDTH	HEIGHT	QTY/BOX
GMMP113C	Mirror Effect	Acrylic	3 7/16"	5 1/4"	1



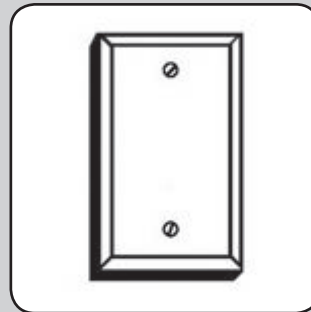
### Single Blank Plate

Supplied with gaskets and screws.

- Thickness: 1/8" (3 mm)

Sold by unit

PRODUCT	FINISH	MATERIAL	WIDTH	HEIGHT	QTY/BOX
GMMP105B	Bronze	Acrylic	3 7/16"	5 1/4"	1
GMMP105C	Transparent / Clear	Acrylic	3 7/16"	5 1/4"	1



# Acrylic Plates and Registers

## Prewired Single Telephone Jack

This jack is already mounted to the mirror plate. Simply remove the old jack and hook up by matching color coded wires.

Sold by unit

PRODUCT	FINISH	MATERIAL	DESCRIPTION	QTY/BOX
GMMP117C	Mirror Effect	Acrylic	Regular Dimension	1

## Glass Switch Plate Cushions

The cushions force switch and outlet units to the surface of a mirrored wall. This helps mirror switch plates fit flush to the surface, helping to prevent these plates from cracking during installation. For switches, plugs, TV and phone jacks, air vents and light fixtures. Adjustable from 9/16" to 1 1/4".

Sold by box of 100 units

PRODUCT	MATERIAL	QTY/BOX
GMMPGP48B	Steel	100

# Clear Setting Block

## Clear Setting Block



Use our clear setting blocks to install and level fixed glass panels in shower stalls and mirrors. Various thicknesses available.

- For shower stalls and mirrors

Sold by boxes

PRODUCT	FINISH	MATERIAL	THICKNESS	WIDTH	LENGTH	QTY/BOX
IGSB6585	Transparent / Clear	PVC	1/16" (2 mm)	1/4" (6 mm)	2" (51 mm)	100
IGSB6580	Transparent / Clear	PVC	1/16" (2 mm)	1/4" (6 mm)	2" (51 mm)	1000
IGSB6584	Transparent / Clear	PVC	1/8" (3 mm)	1/4" (6 mm)	2" (51 mm)	100
IGSB6591	Transparent / Clear	PVC	1/8" (3 mm)	1/4" (6 mm)	2" (51 mm)	1000
IGSB6586	Transparent / Clear	PVC	5/32" (4 mm)	1/4" (6 mm)	2" (51 mm)	100
IGSB6581	Transparent / Clear	PVC	5/32" (4 mm)	1/4" (6 mm)	2" (51 mm)	1000
IGSB6587	Transparent / Clear	PVC	1/4" (6 mm)	1/4" (6 mm)	2" (51 mm)	100
IGSB6582	Transparent / Clear	PVC	1/4" (6 mm)	1/4" (6 mm)	2" (51 mm)	1000
IGSB6588	Transparent / Clear	PVC	3/8" (10 mm)	1/4" (6 mm)	2" (51 mm)	100
IGSB6583	Transparent / Clear	PVC	3/8" (10 mm)	1/4" (6 mm)	2" (51 mm)	1000

## Richelieu Section 7C



## Richelieu Section 7D



# Mirror Hardware |

## Mirror Adhesive

## Richelieu Section 7E

### Titebond Premium Construction Adhesive

Titebond's premium polyurethane construction adhesive is an advanced urethane adhesive. It is the highest-performing product of its kind and offers unmatched strength and durability. This waterproof, VOC-compliant formula features a fast set-up time as well as a smooth bead for effortless extrusion-- even in near-freezing temperatures. Exceeds the requirements of the APA's AFG-01, ASTM D3498, and ASTM C557 standards. Non-flammable, non-toxic and provides exceptionally strong bonds on virtually all common building materials, including wet, frozen and treated lumber. It is also ideal for use with non-porous substrates. For interior or exterior use, even in severe weather.

- VOC compliant: safe for the environment
- Fast initial grab
- Waterproof
- Indoor and outdoor use
- Application Temperature: 0 °C to 48.9 °C (32 °F to 120 °F)
- VOC Concentration (EPA Method 24): 20 grams per liter
- Special Application: construction grade, bonding porous surface to non-porous surface
- Freeze/Thaw Stability: does not freeze
- Open Time: 1 to 2 hours, firm set

Application: Can be used on porous and non-porous surfaces; Can be used on wet, frozen, or treated lumber; Safe for plastic or foam; Excellent adhesion, even to mirrors

Sold by unit

PRODUCT	FINISH	SIZE	MATERIAL	QTY/BOX
15004221	Tan	10.5 oz (311 ml)	Polyurethane	1
15004222	Tan	28 oz (828 ml)	Polyurethane	1

### Mirror Adhesive

Mirro-Mastic® is the industry standard for high-quality mastic adhesive. Formulated for adhering plate glass mirror and acrylic mirror to various substrates, Mirro-Mastic® has been field and laboratory tested for compatibility with all major brands of mirror and backing paints.

- Formulated for use on plate glass and acrylic mirrors
- Will not damage mirror silvering
- Stays live and won't crack or dry
- Absorbs normal vibration
- Allows movement due to normal thermal changes
- Can be used on reinforced safety backings
- Shelf Life: Two years from the date on an unopened can. One year from the date on an unopened cartridge

Sold by unit

PRODUCT	VOLUME	QTY/BOX
D010003	10 oz (300 ml)	1
D010001	1 gal. (4 L)	1

### Xtragrip Green Mirror Adhesive

Xtragrip Green is an exclusive Bohle product for installing and fixing mirrors with outstanding features which include:

- High tack and fast grab formula
- Superior bonding strength
- Adhesion to unprimed surfaces
- Very high strength capability
- The latest hybrid sealant technology
- Solvent free, low VOC, low odor, 100% solids environmentally friendly formula.

Sold by unit

PRODU1CT	QTY/BOX
SA7301	1



## Double-Face Tape

### Double-Face Tape

Mounting tape is a combination of urethane foam and acrylic adhesive. It offers superior adhesion and high sheer holding power. This tape retains strength under extreme heat and cold conditions and will not peel or absorb moisture. Apply to clean, dry, surfaces, smooth or irregular.

- Mirror Mounting Tape
- Adhesive Type; Acrylic
- Optimal Adhesion on Glass and Mirror
- Material; Urethane Foam

Sold by unit

PRODUCT	FINISH	LENGTH	WIDTH	THICKNESS	QTY/BOX
SAMT7210	White	216' (66 m)	1/2" (12 mm)	1/32" (1 mm)	1
SAMT7218	White	216' (66 m)	3/4" (19 mm)	1/32" (1 mm)	1
SAMT7219	White	216' (66 m)	1" (25 mm)	1/32" (1 mm)	1
SAMT7216	White	108' (33 m)	1/2" (12 mm)	1/16" (2 mm)	1
SAMT7217	White	108' (33 m)	3/4" (19 mm)	1/16" (2 mm)	1
SAMT7215	White	108' (33 m)	1" (25 mm)	1/16" (2 mm)	1

## Mirror Safety Backing

### Mirror Safety Backing

Applied to mirrors and mirror doors to prevent injury from glass shards in the event of breakage. May be applied by hand or with automated laminating equipment. Mirror Safety Backing comes in several sizes.

PRODUCT	LENGTH	WIDTH
D011147	300' (91 m)	12" (305 mm)
D011148	300' (91 m)	24" (610 mm)
D011150	300' (91 m)	36" (914 mm)

## Richelieu Section 7F



## Section 7G





**NOTES**

# Cabinet & Furniture Glass Hardware


## Glass Door Handles

### Section 8A



## Glass Shelf Supports

### Section 8B




## Glass Door Hinges

### Section 8C



## Accessories for UV Glue

### Section 8D



## Locks

### Section 8E



## Glass Furniture Accessories

### Section 8F



# SECTION 8

FRAMELESS SHOWER  
HARDWARE

1

STANDOFFS &  
DECORATIVE GLASS  
SHELF HARDWARE

2

CAULKING,  
INSULATING FOAM  
& GLAZING SPLINE

3

TOOLS &  
MACHINERY

4

SHOP SUPPLIES

5

FASTENERS

6

MIRROR HARDWARE

7

CABINET &  
FURNITURE GLASS  
HARDWARE

8

DOORS &  
WINDOWS  
HARDWARE

9

WEATHER STRIPPING

10

SCREEN &  
SCREENING SUPPLIES

11

GLASS BALUSTER  
& RAILING

12

GLASS  
ARCHITECTURAL  
HARDWARE

13

SLIDING DOOR  
SYSTEMS

14

MOLDINGS

15

COMMERCIAL  
DISPLAY HARDWARE

16

AUTOMOTIVE

17

# Glass Door Handles

## Richelieu Section 8A

### Contemporary 1" Round Mirror Pull

Adhesive backed round mirror pull. 1 1/2" backing with 1" round face.

- Material: Acrylic
- Self-Adhesive

Sold by unit

PRODUCT	FINISH	Ø	QTY/BOX
GMP1712	Transparent / Clear - Mirror Effect	1" (25 mm)	1




### Contemporary 1" Square Mirror Pull

Easy application, no drilling required, peel backing and apply to glass.

- Material: Acrylic
- Diameter: 1" (25 mm)
- Self-Adhesive

Sold by unit

PRODUCT	FINISH	QTY/BOX
GMP1701	Transparent / Clear	1




### Contemporary Acrylic Knob Square - 500

Enhance the appearance of your furniture and home decor with this contemporary knob. Features a trendy finish and an elegant square-shaped design.

- Length: 1 3/4" (45 mm)
- Width: 1 3/4" (45 mm)
- Material: Acrylic
- Projection - Overall Dimensions: 1 3/4" (45 mm)

Sold by unit

PRODUCT	FINISH	QTY/BOX
BP50011	Transparent / Clear - Mirror Effect	1



### Contemporary Acrylic Round Knob - 170 and 503

Enhance the appearance of your furniture and home decor with this contemporary knob. Features a trendy finish and an elegant round-shaped design.

- Material: Acrylic

Sold by unit



PRODUCT	Ø (A)	PROJECTION	FINISH	QTY/BOX
GMP1709	1" (25 mm)	1 1/2" (38 mm)	Transparent / Clear - Mirror Effect	1
BP50311	1 7/8" (48 mm)	1 3/16" (30 mm)	Transparent / Clear - Mirror Effect	1



# Glass Door Handles

## Contemporary Acrylic Knob for Glass Doors - 507

- Diameter: 1 7/8" (48 mm)
- Material: Acrylic
- Projection - Overall Dimensions: 1 3/16" (30 mm)

Sold by unit

PRODUCT	FINISH	QTY/BOX
BP50711	Transparent / Clear - Mirror Effect	1



## Contemporary Acrylic Flat Pull

Easy application, no drilling required, peel backing and apply to glass.

- Length: 3" (76 mm)
- Width: 1" (25 mm)
- Material: Acrylic

Sold by unit



PRODUCT	THICKNESS	FINISH	QTY/BOX
BP80811	3/16" (5 mm)	Transparent / Clear	1
GMFP2000	1/8" (3 mm)	Transparent / Clear - Mirror Effect	1

## Contemporary Finger Pulls E-Z Push Clear

Raised lip finger pulls were developed to provide a recessed area for fingernails to slide under at the edge and a recessed center section for pushing with your thumb. No holes to drill. Simply peel off the protective backing paper and apply directly to the surface of the glass. Ample room available for sliding doors to pass one another.

- Material: Acrylic

Sold by unit

PRODUCT	FINISH	WIDTH	QTY/BOX
GMFP1870	Transparent / Clear	1" (25 mm)	1

## Contemporary Plastic Finger Pull

Designed for use on sliding doors or panels. Attaches firmly to glass with 3M supplied tape.

- Width: 3/4" (19 mm)
- Thickness: 1/8" (3 mm)
- Material: Plastic

Sold by unit

PRODUCT	FINISH	QTY/BOX
GMFP1889	Black	1
GMFP1891	Bronze	1
GMFP1887	Gold	1
GMFP1886	Satin Aluminum	1
GMFP1880	Transparent / Clear	1
GMFP1888	White	1

## Richelieu Section 8A



**1**  
FRAMELESS  
SHOWER  
HARDWARE

**2**  
STANDOFFS &  
DECORATIVE  
GLASS SHELF  
HARDWARE

**3**  
CAULKING,  
INSULATING  
FOAM &  
GLAZING  
SPLINE

**4**  
TOOLS &  
MACHINERY

**5**  
SHOP  
SUPPLIES

**6**  
FASTENERS

**7**  
MIRROR  
HARDWARE

**8**  
CABINET &  
FURNITURE  
GLASS  
HARDWARE

**9**  
DOORS &  
WINDOWS  
HARDWARE

**10**  
WEATHER  
STRIPPING

**11**  
SCREEN &  
SCREENING  
SUPPLIES

**12**  
GLASS  
BALUSTER  
& RAILING

**13**  
GLASS  
ARCHITECTURAL  
HARDWARE

**14**  
SLIDING  
DOOR  
SYSTEMS

**15**  
MOLDINGS

**16**  
COMMERCIAL  
DISPLAY  
HARDWARE

**17**  
AUTOMOTIVE

# Glass Door Handles

## Richelieu Section 8A

### Eclectic Mirror Acrylic Pull

Clear Acrylic Door Pull

- Length: 5" (127 mm)
- Material: Acrylic

Sold by unit

PRODUCT	WIDTH	FINISH	QTY/BOX
GMP1706	2" (51 mm)	Bronze - Mirror Effect	1
D010201	1 3/4" (44 mm)	Transparent / Clear - Mirror Effect	1
GMP1705	2" (51 mm)	Transparent / Clear - Mirror Effect	1



### Contemporary Metal Knob - 0320

Uniquely contemporary, this Richelieu knob will add a distinctive style to your home decor.

- Diameter: 25/32" (20 mm)
- Material: Metal
- Projection - Overall Dimensions: 29/32" (23 mm)
- Screw: 8/32 (Included)

Sold by unit

PRODUCT	FINISH	QTY/BOX
BP00320140	Chrome	1
BP00320174	Matte Chrome	1



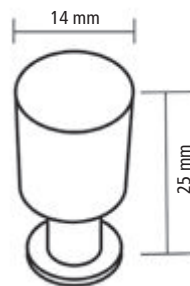
### Contemporary Metal Knob - 1372

With its cylindrical design, this metal knob provides an elegant contemporary look. The perfect choice for those looking for an exclusive interior design.

- Diameter: 9/16" (14 mm)
- Material: Metal
- Projection - Overall Dimensions: 1" (25 mm)
- Screw: 8/32 (Included)

Sold by unit

PRODUCT	FINISH	QTY/BOX
BP1372140	Chrome	1
BP1372195	Brushed Nickel	1



# Glass Shelf Supports

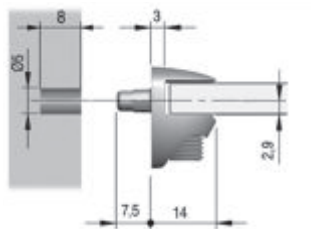
## Cobra Glass Shelf Pin

Combine sleek design with great functionality with these cobra head shaped glass shelf supports!

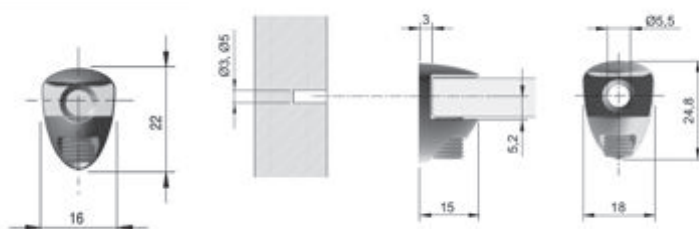
- With two different ways of fixing, they answer all your needs
- Easy and fast assembling and repositioning
- A nylon screw allows the glass shelf to lock safely in place
- Material: Zinc and plastic
- Standards and Certifications: ROHS

Sold by bag of 100 units

PRODUCT	SHELF THICKNESS	HEIGHT - OVERALL DIMENSIONS	PROJECTION - OVERALL DIMENSIONS	FIXING TYPE	FINISH	QTY/BOX
CP160143180	3/16" to 1/4" (5 to 6 mm)	7/8" (22 mm)	9/16" (14 mm)	Insert	Nickel	Bag of 100
CP160142180	5/16" to 3/8" (8 to 10 mm)	1" (25 mm)	19/32" (15 mm)	With a screw	Nickel	Bag of 100



CP160143180



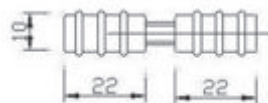
CP160142180

## Deluxe Double-sided Shelf Rest

- Material: Brass
- Diameter: 10 mm
- Projection - Overall Dimensions: 7/8" (22 mm)
- Length - Overall Dimensions: 44 mm
- 2 pieces of round washer
- 1 piece of threaded pin 1 3/8" (35 mm)

Sold by unit

PRODUCT	FINISH	QTY/BOX
GMGC3109C	Chrome	1

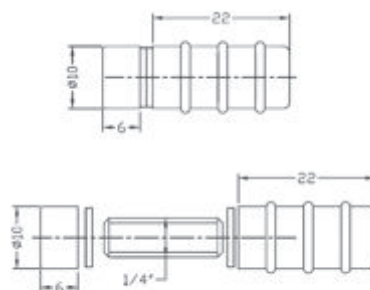


## Deluxe Single-Sided Shelf Rest

- Material: Brass
- 2 pieces of round washer
- 1 piece of threaded pin 3/4" (19 mm)
- Drilling Diameter: 1 3/4" (44 mm)
- Shelf Thickness: 3/16" to 1/2" (5 to 12 mm)
- Fixing Type: With a screw

Sold by unit

PRODUCT	FINISH	QTY/BOX
GMGC3110C	Chrome	1



## Richelieu Section 8B



# Glass Shelf Supports

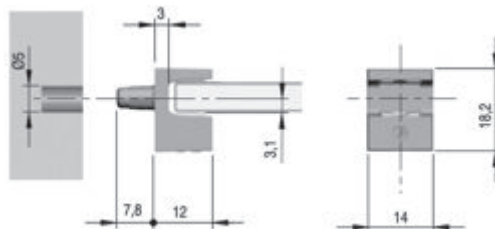
## Richelieu Section 8B

### Kristal Glass Shelf Pin

Kristal is a glass shelf support boasting a unique design with fresh, modern aesthetics.

- Kristal is a safe shelf support that allows furniture to be delivered with the shelves pre-mounted
- Comes with two layers of soft engineering plastic on both the upper and the lower sides, locks the shelf perfectly, and reduces the risk of damage to the shelf. Locking and unlocking the shelf is quick and easy with KRISTAL
- Drilling Diameter: 3/16" (5 mm)
- Shelf Thickness: 3/16" to 1/4" (5 to 6 mm)
- Load Capacity: 132 lb (60 kg) Per Shelf
- Fixing Type: Insert
- Material: Zinc and Rubber
- Projection - Overall Dimensions: 1/2" (12 mm)
- Height - Overall Dimension: 3/4" (18 mm)
- Width - Overall Dimensions: 9/16" (14 mm)

PRODUCT	FINISH	QTY/BOX
BP161130140	Chrome	Bag of 8
CP161130140	Chrome	Bag of 100



### Kubic Glass Shelf Pin

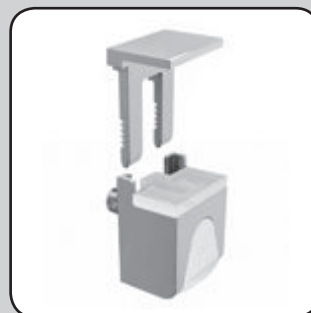
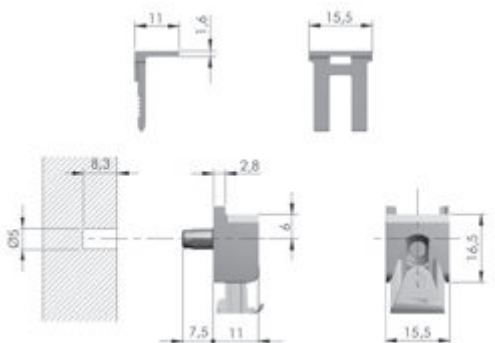
Kubic is a new locking glass shelf support freshly designed to match the contemporary aesthetic trends of the market.

Designed to guarantee furniture transportation with glass shelves already assembled. Locking and unlocking the glass shelf can be carried out manually without any tools.

- Drilling Diameter: 3/16" (5 mm)
- Shelf Thickness: 3/16" to 11/32" (5 to 9 mm)
- Load Capacity: 132 lb (60 kg)
- Material: Zinc
- Projection - Overall Dimensions: 7/16" (11 mm)
- Width - Overall Dimensions: 5/8" (16 mm)
- Feature: Assembling with Pin

Sold by bag of 100 units

PRODUCT	FINISH	QTY/BOX
CP1112630	Gray / White	Bag of 100



### Peki Glass Shelf Pin - Adjustable 4 - 10 mm

New technical shelf support with a captive design to lock glass shelves 4 mm to 10 mm thick.

Consists of two elements:

- The main body with the locking screw pin.
- The upper bracket with grooves which are pushed down into the main body until they perfectly fit the glass thickness.
- Turn the screw pin 90° clockwise to safely lock the glass.
- Drilling Diameter: 3/16" (5 mm)
- Projection - Overall Dimensions: 1/2" (12 mm)
- Width - Overall Dimensions: 21/32" (17 mm)
- Shelf Thickness: 5/32" to 3/8" (4 to 10 mm)
- Load Capacity: 154 lb (70 kg)
- Safety: Screw Lock
- Material: Steel

PRODUCT	FINISH	QTY/BOX
3020180	Nickel	Bag of 1000
BP3020180	Nickel	Bag of 4





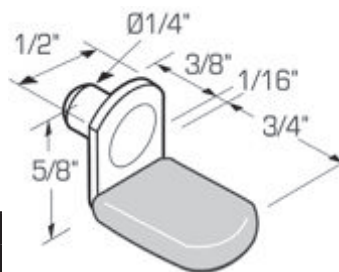
# Glass Shelf Supports

## Shelf Support With Vinyl Tip

Shelf support pin (7/8") with vinyl tip.

- Drilling Diameter: 1/4" (6 mm)
- Projection - Overall Dimensions: 3/4" (19 mm)
- Width - Overall Dimensions: 1/2" (12 mm)
- Height - Overall Dimensions: 5/8" (16 mm)
- Fixing Type: Insert
- Material: Metal and Vinyl

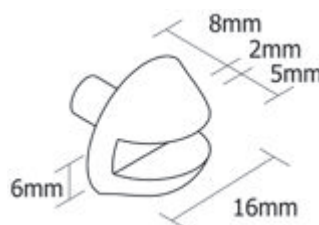
PRODUCT	FINISH	QTY/BOX
58310M41	Brown / Antique Copper	Box of 500



## Glass Shelf Support

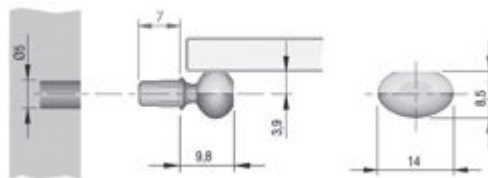
- Diameter: 5/8" (16 mm)
- Drilling Diameter: 3/16" (5 mm)
- Shelf Thickness: 3/16" (5 mm)
- Material: Plastic
- Projection - Overall Dimensions: 9/32" (7 mm)
- Length - Overall Dimensions: 19/32" (15 mm)

PRODUCT	FINISH	QTY/BOX
CP70511	Clear	Bag of 100
MP70511	Clear	Bag of 1000



## Dream Glass Shelf Pin with Bumper

- 2 pieces of round washer
- 1 piece of threaded pin 19 mm
- Drilling Diameter: 3/16" (5 mm)
- Length - Overall Dimensions: 21/32" (17 mm)
- Width - Overall Dimensions: 9/16" (14 mm)
- Height - Overall Dimensions: 3/8" (9 mm)
- Load Capacity: 154 lb (70 kg)
- Fixing Type: Insert
- Material: Steel



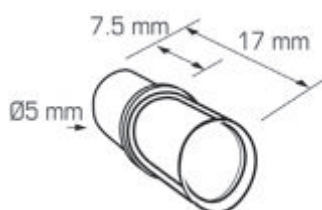
PRODUCT	FINISH	QTY/BOX
BP1750195	Nickel	Bag of 8
CP1750195	Nickel	Bag of 100

## Glass Shelf Pin


Especially designed to meet all your storage needs, this glass shelf pin is exactly the support you need for your furniture!

- Drilling Diameter: 3/16" (5 mm)
- Length - Overall Dimensions: 21/32" (17 mm)
- Projection - Overall Dimensions: 3/8" (10 mm)
- Load Capacity per Shelf: 132 lb (60 kg)
- Material: Steel
- Feature: Straight Pin

PRODUCT	FINISH	QTY/BOX
BP58372180	Nickel	Bag of 8
MP58372180	Nickel	Bag of 100



## Richelieu Section 8B

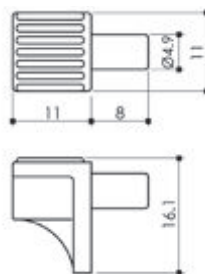


# Glass Shelf Supports

## Richelieu Section 8B

### Glass Shelf Pin

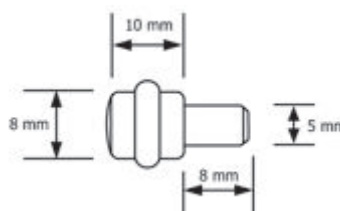
- Anti-skid
- Drilling Diameter: 3/16" (5 mm)
- Length - Overall Dimensions: 3/4" (19 mm)
- Width - Overall Dimensions: 7/16" (11 mm)
- Height - Overall Dimensions: 5/8" (16 mm)
- Projection - Overall Dimensions: 7/16" (11 mm)
- Material: Rubber



PRODUCT	FINISH	QTY/BOX
CP58453140	Clear	Bag of 100

### Glass Shelf Support with Rubber Ring

- Diameter: 5/16" (8 mm)
- Drilling Diameter: 3/16" (5 mm)
- Material: Steel
- Projection - Overall Dimensions: 3/8" (10 mm)
- Length - Overall Dimensions: 3/4" (18 mm)



PRODUCT	FINISH	QTY/BOX
CP58405140	Chrome	Bag of 100

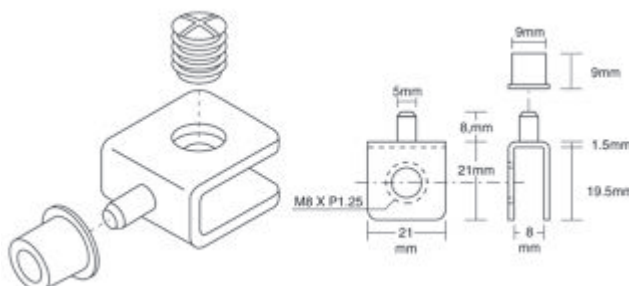
### Glass Shelf Support

Includes a black 9 mm insert for use when product is used as a small hinge.  
Holding screws for glass.

- Drilling Diameter: 3/16" (5 mm)
- Height - Overall Dimensions: 13/16" (21 mm)
- Width - Overall Dimensions: 13/16" (21 mm)
- Length - Overall Dimensions: 1 1/8" (29 mm)
- Self Thickness: 3/16" to 1/4" (5 to 6 mm)
- Safety: Screw Lock
- Material: Steel

#### Included Product(s):

- Glass shelf support
- Plastic bushing
- 5/16" (8 mm) Plastic screw inserted



PRODUCT	FINISH	QTY/BOX
2176180	Nickel	1
CP2176180	Nickel	Bag of 100



# Glass Shelf Supports

## Glass Shelf Support with Suction Cup

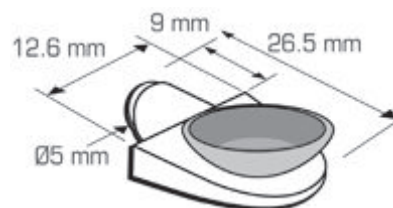
Easy installation

- Drilling Diameter: 3/16" (5 mm)
- Length - Overall Dimensions: 1 1/32" (27 mm)
- Width - Overall Dimensions: 1/2" (12 mm)

- Projection - Overall Dimensions: 11/16" (17.5 mm)
- Fixing Type: Insert
- Material: Rubber and Steel

Application: For glass shelf, glass cabinet.

PRODUCT	FINISH	QTY/BOX
BP58494180	Nickel	Bag of 4
CP58494180	Nickel	Bag of 100



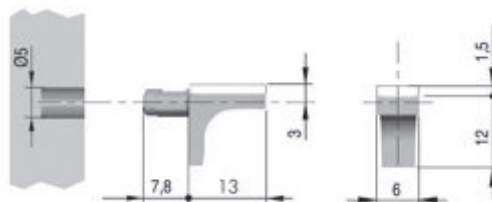
## K Line Shelf Support

Essential and functional design solution that satisfies the most common shelf supports requirements.

- Drilling Diameter: 3/16" (5 mm)
- Length - Overall Dimensions: 1/2" (12 mm)
- Width - Overall Dimensions: 1/4" (6 mm)
- Thickness: 1/2" (12 mm)
- Projection - Overall Dimensions: 1/2" (12 mm)

- Height - Overall Dimensions: 1/2" (12 mm)
- Load Capacity: 154 lb (70 kg) Per Shelf
- Fixing Type: Insert
- Material: Steel

PRODUCT	FINISH	QTY/BOX
BP328180	Nickel	Bag of 4
CP328180	Nickel	Bag of 100
MP328180	Nickel	Bag of 1000



## Richelieu Section 8B



**NOTES**

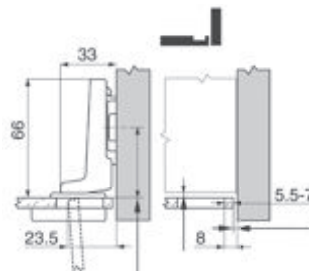
# Glass Door Hinges

## Decorative Hinges

### 94° Screw-On Glass Door Hinge - Inset

- Clip glass door hinge with 94° opening angle
- Inset door
- Screw-on black plastic case, self-closing
- Adjustable in 3 dimensions
- Milling Diameter: 1 1/32" (26 mm)
- Door Position: Inset
- Door Thickness: 3/16" to 9/32" (5 mm to 7 mm)
- Cabinet Thickness: Min. 5/8" (16 mm)

- Hinge Type: CLIP
- Hinge Opening Angle: +94°
- Cabinet Type: Frameless
- Closing Mechanism: Self-Closing
- Fixing Type: Screw-On



Sold by unit

PRODUCT	QTY/BOX
75M43090	1

#### Required Product(s):

844120130 or 844120140 - D-Shape Cover Cap for Glass Door  
84414090 or 844140130 or 844140140 - Round Cover Cap for Glass Door

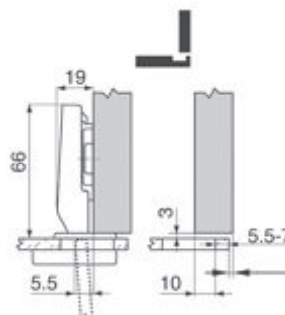
#### Requires one of the following Product(s):

173H710180 - Cam Mounting Plate  
173L610180 - One-Piece Wing Mounting Plate  
175H310180 - Horizontal Cam Mounting Plate (Screw-On)  
175H710180 - 2 Pieces Wing Mounting Plate

### 94° Screw-On Glass Door Hinge - Full Overlay

- Clip glass door hinge with 94° opening angle
- Screw-on black plastic case, self-closing
- Adjustable in 3 dimensions
- Milling Diameter: 1 1/32" (26 mm)
- Door Position: Overlay
- Door Thickness: 3/16" to 9/32" (5 mm to 7 mm)
- Cabinet Thickness: Min. 5/8" (16 mm)

- Hinge Type: CLIP
- Hinge Opening Angle: +94°
- Cabinet Type: Frameless
- Closing Mechanism: Self-Closing
- Fixing Type: Screw-On



Sold by unit

PRODUCT	QTY/BOX
75M41090	1

#### Required Product(s):

844120130 or 844120140 - D-Shape Cover Cap for Glass Door  
84414090 or 844140130 or 844140140 - Round Cover Cap for Glass Door

#### Requires one of the following Product(s):

173H710180 - Cam Mounting Plate  
173L610180 - One-Piece Wing Mounting Plate  
175H310180 - Horizontal Cam Mounting Plate (Screw-On)  
175H710180 - 2 Pieces Wing Mounting Plate

### D-Shape Cover Cap for Glass Door

D-shaped cover cap for clip glass door hinges.

- Height: 1-7/32" (31 mm)
- Width: 1-5/8" (41 mm)
- Only For: Clip Hinges
- Hinge Type: Clip
- Material: Plastic

Sold by unit

PRODUCT	FINISH	QTY/BOX
844120130	Brass	1
844120140	Polished Chrome	1

#### Required Products:

75M41090 - 94° Screw-On Glass Door Hinge - Full Overlay  
75M43090 - 94° Screw-On Glass Door Hinge - Inset



## Richelieu Section 8C



1  
FRAMELESS  
SHOWER  
HARDWARE

2  
STANDOFFS &  
DECORATIVE  
GLASS SHELF  
HARDWARE

3  
CAULKING,  
INSULATING  
FOAM &  
GLAZING  
SPLINE

4  
TOOLS &  
MACHINERY

5  
SHOP  
SUPPLIES

6  
FASTENERS

7  
MIRROR  
HARDWARE

8  
CABINET &  
FURNITURE  
GLASS  
HARDWARE

9  
DOORS &  
WINDOWS  
HARDWARE

10  
WEATHER  
STRIPPING

11  
SCREEN &  
SCREENING  
SUPPLIES

12  
GLASS  
BALUSTER  
& RAILING

13  
GLASS  
ARCHITECTURAL  
HARDWARE

14  
SLIDING  
DOOR  
SYSTEMS

15  
MOLDINGS

16  
COMMERCIAL  
DISPLAY  
HARDWARE

17  
AUTOMOTIVE

# Glass Door Hinges

## Decorative Hinges

### Round Cover Cap for Glass Door

Round cover cap for Clip glass door hinges.

- Material: Plastic
- Application: Cover Cap
- Hinge Type: CLIP
- Classification: Glass Door Hinges
- Use Type: Glass

Sold by unit



PRODUCT	FINISH	DIAMETER	QTY/BOX
844140130	Brass	1 7/32" (31 mm)	1
844140140	Polished Chrome	1 7/32" (31 mm)	1
84414090	Black	1 7/32" (31 mm)	1

#### Suggested Product(s):

75M41090 - 94° Screw-on Glass Door Hinge - Self-Closing

75M42090 - 94° Screw-on Glass Door Hinge - Self-Closing

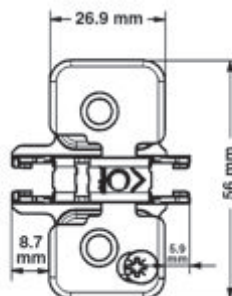
75M43090 - 94° Screw-on Glass Door Hinge - Self-Closing

### Cam Mounting Plate

- Material: Steel
- Type: Cam Mounting
- Fixing Type: Screw-On
- Mounts with wood screws #6 x 5/8"
- Cam height adjustment +/- 2 mm
- Note: Add an additional wood screw if used with wide-angle hinges

Sold by unit

PRODUCT	FINISH	QTY/BOX
173H710180	Nickel	1



#### Suggested Product(s):

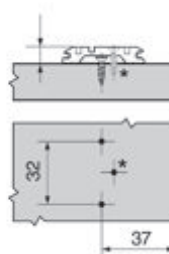
FQC2Z658PR - Zinc-Plated Wood Screw, Flat Head, Quadrex Drive, Coarse Thread, Regular Wood Point

### One-Piece Wing Mounting Plate

- Material: Steel
- Type: One-Piece Wing
- Fixing Type: Screw-On
- Mounts with wood screws #6 5/8"
- Height adjustment +/- 3 mm
- Add an additional wood screw if used with wide-angle hinges

Sold by unit


PRODUCT	FINISH	QTY/BOX
173L610180	Nickel	1



#### Suggested Product(s):

FQC2Z658PR - Zinc-Plated Wood Screw, Flat Head, Quadrex Drive, Coarse Thread, Regular Wood Point

## Richelieu Section 8C



# Glass Door Hinges

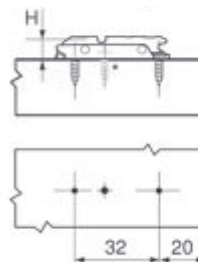
## Decorative Hinges

### Horizontal Cam Mounting Plate (Screw-On)

- Material: Steel
- Type: Cam-In-Line Mounting
- Fixing Type: Screw-On
- Assembly using chipboard screws Ø 3.5 mm
- With cam height adjustment  $\pm 2$  mm
- Recommended screw length 17 mm
- Fix with additional screw if used with wide angle hinges

Sold by unit

PRODUCT	FINISH	QTY/BOX
175H310180	Nickel	1

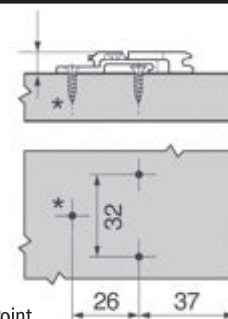


### Horizontal Cam Mounting Plate (Screw-On)

- Material: Steel
- Type: 2 Pieces Wing
- Fixing Type: Screw-On
- Height adjustment cam plus or minus 2 mm

Sold by unit

PRODUCT	FINISH	QTY/BOX
175H710180	Nickel	1



#### Suggested Product(s):

FQC2Z658PR - Zinc-Plated Wood Screw, Flat Head, Quadrex Drive, Coarse Thread, Regular Wood Point

### 3000 Series Glass Door Hinge

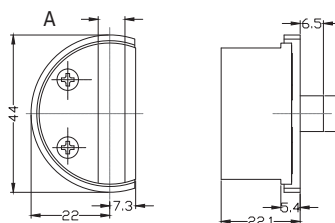
Showcase display glass door hinge. High polish chrome finish.

- Width: 1 3/4" (44 mm)
- Height: 7/8" (22 mm)

#### Included Product(s):


Comes with plastic gaskets and assembly screws.

Sold by pair



PRODUCT	FINISH	GLASS THICKNESS	LOAD CAPACITY	QTY/BOX
GM3005C	Chrome	3/16" (5 mm)	18 lb (8 kg)	1 pair
GM3006BN	Brushed Nickel	1/4" (6 mm)	21 lb (9.7 kg)	1 pair
GM3006C	Chrome	1/4" (6 mm)	21 lb (9.7 kg)	1 pair

## Richelieu Section 8C



1  
FRAMELESS  
SHOWER  
HARDWARE

2  
STANDOFFS &  
DECORATIVE  
GLASS SHELF  
HARDWARE

3  
CAULKING,  
INSULATING  
FOAM &  
GLAZING  
SPLINE

4  
TOOLS &  
MACHINERY

5  
SHOP  
SUPPLIES

6  
FASTENERS

7  
MIRROR  
HARDWARE

8  
CABINET &  
FURNITURE  
GLASS  
HARDWARE

9  
DOORS &  
WINDOWS  
HARDWARE

10  
WEATHER  
STRIPPING

11  
SCREEN &  
SCREENING  
SUPPLIES

12  
GLASS  
BALUSTER  
& RAILING

13  
GLASS  
ARCHITECTURAL  
HARDWARE

14  
SLIDING  
DOOR  
SYSTEMS

15  
MOLDINGS

16  
COMMERCIAL  
DISPLAY  
HARDWARE

17  
AUTOMOTIVE



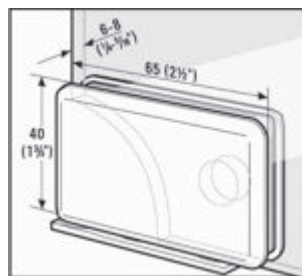
# Glass Door Hinges

## Decorative Hinges

### Pivot Hinge for Glass Door Recessed in Cabinet/Furniture

Can be mounted left or right. Requires glass milling.

- Glass Thickness: 1/4 to 5/16" (6 to 8 mm)
- Material: Solid Brass



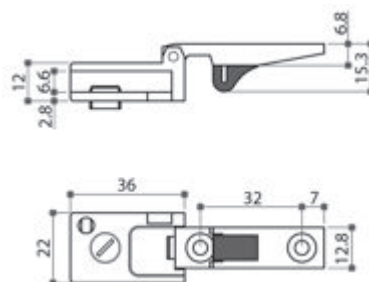
Sold by pair

PRODUCT	HEIGHT	WIDTH	CAPACITY	FINISH	QTY/BOX
D032032	1 9/16" (40 mm)	2 9/16" (65 mm)	35 lb (16 kg)	Chrome	1 pair
D032033	1 21/32" (42 mm)	2 29/32" (74 mm)	55 lb (25 kg)	Chrome	1 pair

### Cabinet Glass Door Hinge

Glass door hinge with plastic lock, plastic screw, and PVC tip.

- For inset doors
- Height: 7/8" (22 mm)
- Length: 1 13/32" (36 mm)
- Width: 1 1/4" (32 mm)
- Glass Thickness: 5/32" to 1/4" (4 to 6 mm)
- Material: Zinc



Sold by pair

PRODUCT	FINISH	QTY/BOX
2182145	Chrome	1 pair

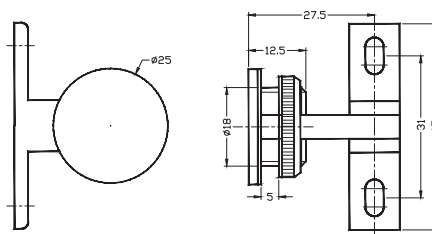
### Cabinet Glass Door Hinge - Round

Round type glass door hinge with high quality finish.


- Load capacity: 7 lb (3 kg)
- Glass door must be drilled with 3/4" (19 mm) hole
- Comes with washers
- Glass Thickness: 3/16" to 1/4" (5 to 6 mm)

Sold by pair

PRODUCT	FINISH	QTY/BOX
GM3011BN	Brushed Nickel	1 pair
GM3011C	Chrome	1 pair



## Richelieu Section 8C



# Glass Door Hinges

## Decorative Hinges

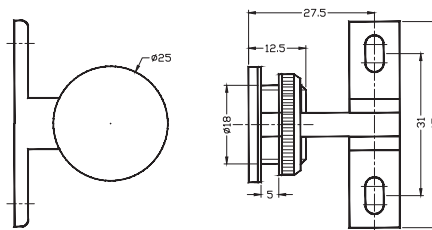
### Cabinet Glass Door Hinge - Square

Square type glass door hinge with high quality chrome finish designed for 5 mm to 6 mm glass.

- Load capacity: 7 lb (3 kg)
- Glass door must be drilled with 3/4" (19 mm) hole
- Comes with washers
- Material: Brass

Sold by pair

PRODUCT	FINISH	QTY/BOX
GM3012C	Chrome	1 pair

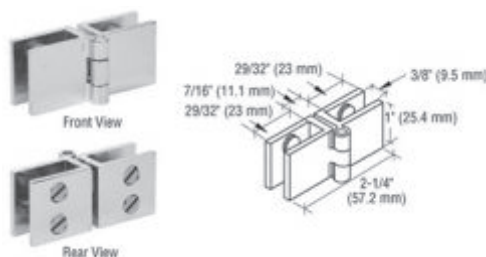


### Cabinet Glass Door Hinge - 180 Degree

- Glass-to-glass Load Capacity: 13 lb (6 kg)
- Width of Door to respect: 16" (406 mm)
- Length: 1" (25 mm)
- Height: 2 1/4" (57 mm)
- For 1/4" to 5/16" (6 to 8 mm) glass
- Plastic tipped set screws for no drill attachment
- Great for showcase or stereo cabinets
- Material: Brass

Sold by pair

PRODUCT	FINISH	QTY/BOX
GM3401851	Chrome	1 pair



### Cabinet Glass Door Hinge - 90 Degree

Suitable for glass and glass showcase. Easy to install.


- For 1/4" to 5/16" (6 to 8 mm) glass
- Forged brass construction
- Glass-to-glass
- Material: Solid Brass
- Width: 1" (25 mm)
- Height: 5/8" (16 mm)

Sold by pair

PRODUCT	FINISH	QTY/BOX
GM3401850	Chrome	1 pair

- Length: 15/32" (12 mm)
- Load Capacity: 13 lb (6 kg)
- Hinge Opening Angle: +90°

## Richelieu Section 8C



1  
FRAMELESS  
SHOWER  
HARDWARE

2  
STANDOFFS &  
DECORATIVE  
GLASS SHELF  
HARDWARE

3  
CAULKING,  
INSULATING  
FOAM &  
GLAZING  
SPLINE

4  
TOOLS &  
MACHINERY

5  
SHOP  
SUPPLIES

6  
FASTENERS

7  
MIRROR  
HARDWARE

8  
CABINET &  
FURNITURE  
GLASS  
HARDWARE

9  
DOORS &  
WINDOWS  
HARDWARE

10  
WEATHER  
STRIPPING

11  
SCREEN &  
SCREENING  
SUPPLIES

12  
GLASS  
BALUSTER  
& RAILING

13  
GLASS  
ARCHITECTURAL  
HARDWARE

14  
SLIDING  
DOOR  
SYSTEMS

15  
MOLDINGS

16  
COMMERCIAL  
DISPLAY  
HARDWARE

17  
AUTOMOTIVE





# Glass Door Hinges

## Furniture Hinges

### Glass Door Surface Mount Hinge

Precision made and finished. Designed for 3/16" and 1/4" glass.

- No hole required in glass
- Maximum recommended door dimensions are 18"x 39"
- Screw mounts to side of cabinet, overlays side 9/16"
- Sold in pairs for left or right installations

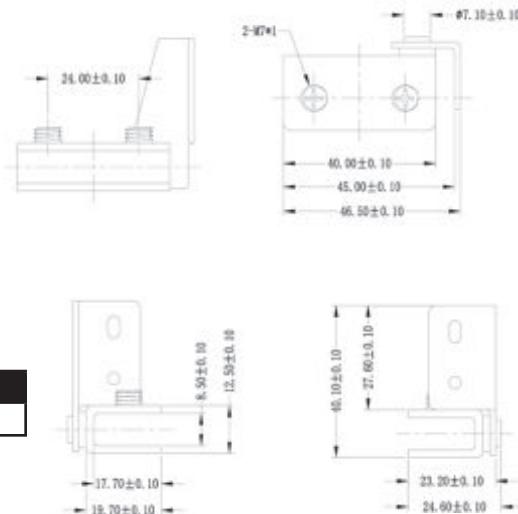
- Height: 25/32" (20 mm)
- Length: 1-9/16" (40 mm)
- Material: Steel
- Screw: Not Included
- Thumb Screws: Plastic

#### Included Product(s):

- Self-adhesive pressure plates and screws included.

Sold by pair

PRODUCT	FINISH	QTY/BOX
GM3401824	Satin Chrome	1 pair



## Richelieu Section 8C



### Glass Door 110° Hinge for Inset Application

Hinge for glass door from the 2175 Series. For installation of exterior cabinet doors; metal screws and self-adhesive plate included.

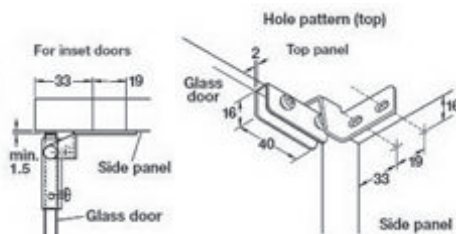
- Self-adhesive pressure plates and screws included
- Packaged in pairs for left or right-hand installation
- Glass thickness to 3/16" to 1/4" (5 to 6 mm)
- Material: Steel
- Mounting Type: Left or Right Installation
- Dimensions to subtract from the height: 1/2"
- Dimensions to subtract from the width: 3/32"
- Screw: Included
- Use Type: Inset Door
- Length: 1 9/16" (40 mm)
- Height: 5/8" (16 mm)
- Thumb Screws: Plastic

#### Included Product(s):

- Self-adhesive pressure plates and screws included.

Sold by pair

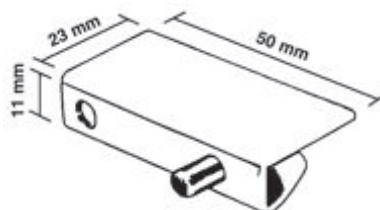
PRODUCT	FINISH	QTY/BOX
GM3401846	Black	1 pair
GM3401845	Brass	1 pair
GM3401844	Brushed Nickel	1 pair
GM3401847	Chrome	1 pair



### Glass Door Hinge (2)

- Height: 29/32" (23 mm)
- Length: 1 31/32" (50 mm)
- Width: 7/16" (11 mm)
- Material: Steel
- Thumb Screws: Plastic
- Thickness of glass: 3/16" - 1/4" (5 to 6 mm)

PRODUCT	FINISH	QTY/BOX
2172140	Chrome	1 pair
BP2172140	Chrome	Bag of 2 units
217290	Black	1 pair



# Glass Door Hinges

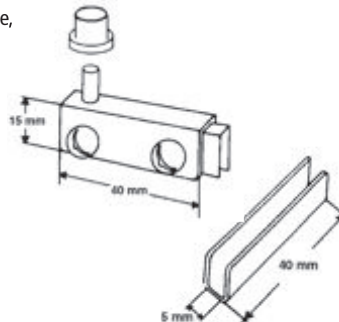
## Furniture Hinges

### Pivot Hinge Kit for Glass Doors - Black

Glass door hinge kit includes two 2001-series pivot hinges, one 5002-series latch plate, and one 509690 magnetic push latch (black). Available in 10-unit packages.

- Height: 19/32" (15 mm)
- Length: 1 9/16" (40 mm)
- Width: 11/32" (9 mm)
- Load Capacity: 5 lb (2.5 kg)
- Material: Steel
- Glass Thickness: 3/16" - 1/4" (5 to 6 mm)
- Fixing Type: Screw-On
- Screw/Nail: Included
- Thumb Screws: Metal

PRODUCT	FINISH	QTY/BOX
BP8690	Black	1 kit
BP86140	Chrome	1

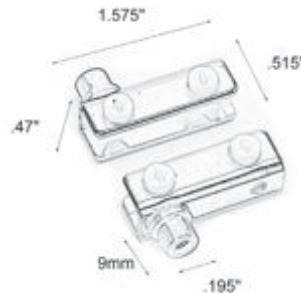


### Stereo Door Pivot Hinge

Press fit bushing. Screws included.

- Material: Steel
- Width: 1/2" (12 mm)
- Length: 1 9/16" (40 mm)
- Height: 1/2" (13 mm)
- Glass Thickness: 1/4" (6 mm)
- Screw/Nail: Included

PRODUCT	FINISH	QTY/BOX
576FBR	Black	Blister of 2 units



### Latch Plate

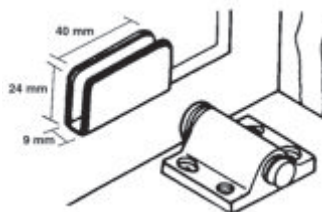
- Depth: 31/32" (25 mm)
- Width: 1 9/16" (40 mm)
- Glass Thickness: 5/32" to 1/4" (4 to 6 mm)
- Material: Steel

Sold by unit

PRODUCT	FINISH	QTY/BOX
500290	Black	1
BP500290	Black	Bag of 1 unit
5002140	Chrome	1
GM3401812	Satin Chrome	1
500230	White	1

Requires one of the following:

- 509830 - Double Automatic Magnetic Latch
- 509890 - Double Automatic Magnetic Latch
- 509630 - Magnetic Latch with Automatic Opening
- 509690 - Magnetic Latch with Automatic Opening



## Richelieu Section 8C



1  
FRAMELESS  
SHOWER  
HARDWARE

2  
STANDOFFS &  
DECORATIVE  
GLASS SHELF  
HARDWARE

3  
CAULKING,  
INSULATING  
FOAM &  
GLAZING  
SPLINE

4  
TOOLS &  
MACHINERY

5  
SHOP  
SUPPLIES

6  
FASTENERS

7  
MIRROR  
HARDWARE

8  
CABINET &  
FURNITURE  
GLASS  
HARDWARE

9  
DOORS &  
WINDOWS  
HARDWARE

10  
WEATHER  
STRIPPING

11  
SCREEN &  
SCREENING  
SUPPLIES

12  
GLASS  
BALUSTER  
& RAILING

13  
GLASS  
ARCHITECTURAL  
HARDWARE

14  
SLIDING  
DOOR  
SYSTEMS

15  
MOLDINGS

16  
COMMERCIAL  
DISPLAY  
HARDWARE

17  
AUTOMOTIVE



# Glass Door Hinges

## Furniture Hinges

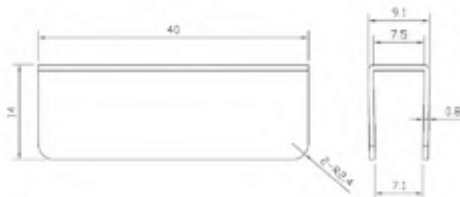
## Richelieu Section 8C

### Latch Plate

- Material: Steel
- Length: 1 9/16" (40 mm)
- Width: 3/8" (9 mm)
- Glass Thickness: 1/4" (6 mm)
- Depth: 9/16" (14 mm)

Sold by unit

PRODUCT	FINISH	QTY/BOX
480655185	Satin Nickel	1



### Latch Plate with Rim

- Material: Steel
- Width: 3/8" (10 mm)
- Length: 1 11/16" (43 mm)
- Depth: 1-17/32" (39 mm)
- Glass Thickness: 1/4" (6 mm)

PRODUCT	FINISH	QTY/BOX
480652145	Satin Chrome	1
480652185	Satin Nickel	1
579FBR	Black	Blister of 2



Requires one of the following:

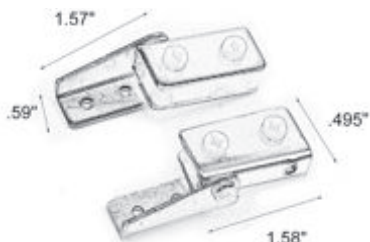
- 659130 - Double Magnetic Latch without Plate
- 659190 - Double Magnetic Latch without Plate
- 52030 - Magnetic Catch
- 52060 - Magnetic Catch
- 52090 - Magnetic Catch

### Glass Door Hinge for Inset Application

- Width: 5/16" (8 mm)
- Glass Thickness: 3/16" (5 mm)
- Length: 1 9/16" (40 mm)
- Height: 25/32" (20 mm)
- Material: Steel
- Screw/Nail: Included
- Thumb Screws: Plastic

Sold by blister of 2 units

PRODUCT	FINISH	QTY/BOX
577FBR	Black	Blister of 2





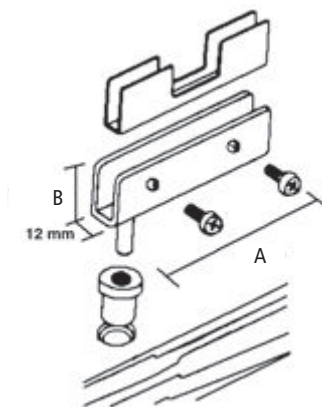
# Glass Door Hinges

## Furniture Hinges

### Stereo Door Pivot Hinge

Press fit bushing. Pressure plate and screws included. Glass thickness to 5 mm.

- Material: Steel
- Load Capacity: 6 lb (2.5 kg)
- Thumb Screws: Metal
- Glass Thickness: 5 to 6 mm
- Screw/Nail: Included
- Width: 1/2" (12 mm)



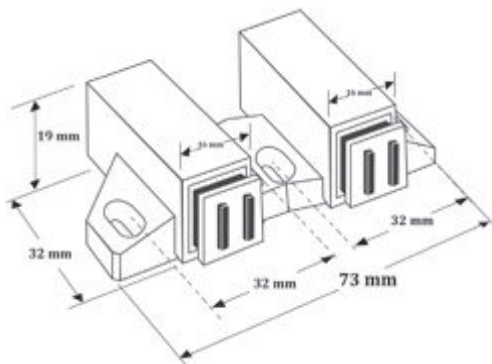
Sold by pair

PRODUCT	FINISH	LENGTH (A)	HEIGHT (B)	QTY/BOX
BP200190	Black	1 5/8" (41 mm)	19/32" (15 mm)	Bag of 2
2001140	Chrome	1 9/16" (40 mm)	1/2" (13 mm)	2
BP2001140	Chrome	1 9/16" (40 mm)	1/2" (13 mm)	Bag of 2
200190	Black	1 5/8" (41 mm)	19/32" (15 mm)	2

### Double Automatic Magnetic Latch

Available with and without plate.

- Material: Plastic
- Center to Center: 1 1/4" (32 mm)
- Width - Overall Dimensions: 2 7/8" (73 mm)



Sold by pair

PRODUCT	FINISH	HEIGHT	DEPTH	QTY/BOX
509830	White	3/4" (19 mm)	1 1/4" (32 mm)	1
509890	Black	3/4" (19 mm)	1 1/4" (32 mm)	1

## Richelieu Section 8C

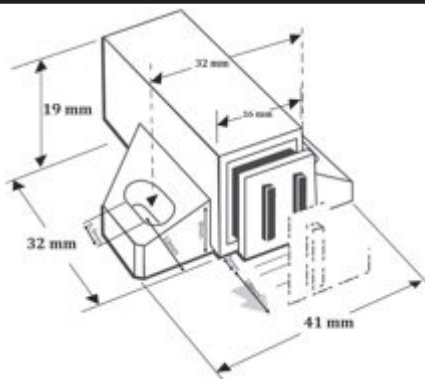


# Glass Door Hinges

## Furniture Hinges

### Single Automatic Magnetic Latch

- Material: Plastic
- Center to Center: 1 1/4 " (32 mm)
- Width - Overall Dimensions: 1 5/8" (41 mm)

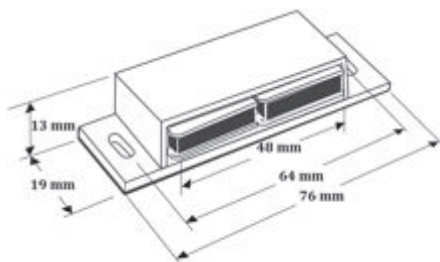


Sold by pair

PRODUCT	FINISH	HEIGHT	DEPTH	QTY/BOX
509630	White	3/4" (19 mm)	1 1/4 " (32 mm)	1
509690	Black	3/4" (19 mm)	1 1/4 " (32 mm)	1

### Double Magnetic Latch without Plate

- Material: Plastic
- Center to Center: 2 17/32" (64 mm)
- Width - Overall Dimensions: 3" (76 mm)

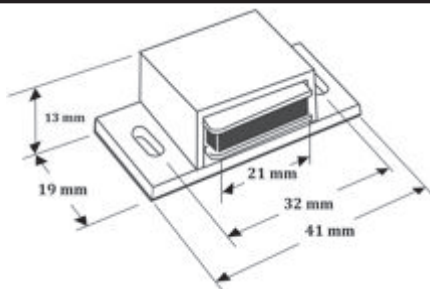


Sold by pair

PRODUCT	FINISH	HEIGHT	DEPTH	QTY/BOX
659130	White	1/2" (13 mm)	3/4" (19 mm)	1
659190	Black	1/2" (13 mm)	3/4" (19 mm)	1

### Magnetic Catch

- Material: Metal
- Center to Center: 1 1/4 " (32 mm)
- Width - Overall Dimensions: 1 5/8" (41 mm)



Sold by pair

PRODUCT	FINISH	HEIGHT	DEPTH	QTY/BOX
52030	White	1/2" (13 mm)	3/4" (19 mm)	1
52060	Brown	1/2" (13 mm)	3/4" (19 mm)	1
52090	Black	1/2" (13 mm)	3/4" (19 mm)	1

## Richelieu Section 8C



## Accessories for UV Glue

### Shelf Support and Knobs

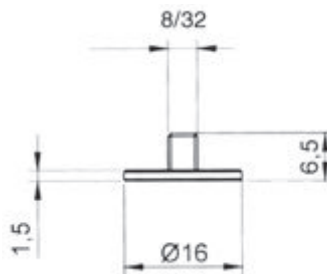
#### Adapter

This adapter is designed to be screwed to pulls and handles in order to glue them to glass surface doors.

- Prevents glass from breaking, since no drilling is required
- Diameter: 5/8" (16 mm)
- Projection - Overall Dimensions: 1/4" (6 mm)
- Length - Overall Dimensions: 5/8" (16 mm)
- Material: Stainless Steel
- Screw/Nail: 8/32, To Glue on Glass

Sold by unit

PRODUCT	FINISH	QTY/BOX
83212170	Stainless Steel	1



#### Button

- Diameter: 5/8" (16 mm)
- Projection - Overall Dimensions: 25/32" (20 mm)
- Material: Stainless Steel and Stainless Steel #304
- Screw/Nail: Glue on glass

Sold by pair

PRODUCT	FINISH	QTY/BOX
D032015	Stainless Steel	1 pair



#### UV Round Crystal Shelf Support

UV shelf support has all the necessary hardware, adhesives, fixation devices, and lamps to quickly and efficiently design and construct unique, attractive all-glass cabinets.

- Diameter: 3/4" (19 mm)
- Thickness: 3/8" (10 mm)
- Material: Glass
- Screw/Nail: Glue on glass

Sold by unit

PRODUCT	FINISH	QTY/BOX
UVUVRD38	Transparent / Clear	1



#### UV Square Crystal Shelf Support

UV Shelf Support has all the necessary hardware, adhesives, fixation devices, and lamps to quickly and efficiently design and construct unique, attractive all-glass cabinets.


- Length: 3/4" (19 mm)
- Width: 3/4" (19 mm)
- Thickness: 3/4" (19 mm)
- Material: Glass
- Screw/Nail: Glue on glass

Sold by unit

PRODUCT	FINISH	QTY/BOX
UVUVSQ34	Transparent / Clear	1



## Richelieu Section 8D



1  
FRAMELESS  
SHOWER  
HARDWARE

2  
STANDOFFS &  
DECORATIVE  
GLASS SHELF  
HARDWARE

3  
CAULKING,  
INSULATING  
FOAM &  
GLAZING  
SPLINE

4  
TOOLS &  
MACHINERY

5  
SHOP  
SUPPLIES

6  
FASTENERS

7  
MIRROR  
HARDWARE

8  
CABINET &  
FURNITURE  
GLASS  
HARDWARE

9  
DOORS &  
WINDOWS  
HARDWARE

10  
WEATHER  
STRIPPING

11  
SCREEN &  
SCREENING  
SUPPLIES

12  
GLASS  
BALUSTER  
& RAILING

13  
GLASS  
ARCHITECTURAL  
HARDWARE

14  
SLIDING  
DOOR  
SYSTEMS

15  
MOLDINGS

16  
COMMERCIAL  
DISPLAY  
HARDWARE

17  
AUTOMOTIVE

# Accessories for UV Glue

## Hinges

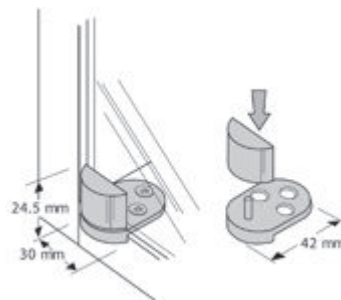
### Flush Mount Glass Swing Hinge

The threaded pin in the hinge allows the door to be removed after bonding.

- Height: 15/16" (24 mm)
- Length: 1 21/32" (42 mm)
- Width: 1 3/16" (30 mm)
- Thickness: 1/8" (3 mm)
- Capacity: 44 lb (20 kg)
- Material: Stainless Steel 304

Sold by pair

PRODUCT	FINISH	QTY/BOX
D032026	Stainless Steel	1 pair



## Richelieu Section 8D



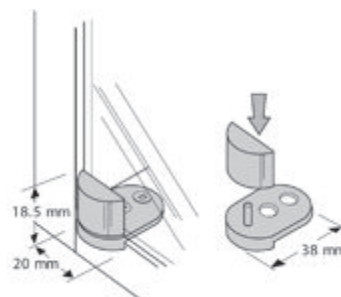
### Flush Mount Glass Swing Hinge - D032025

The threaded pin in the hinge allows the door to be removed after bonding.

- Height: 25/32" (20 mm)
- Length: 1 1/2" (38 mm)
- Width: 25/32" (20 mm)
- Thickness: 1/8" (3 mm)
- Capacity: 22 lb (10 kg)
- Material: Stainless Steel 304

Sold by pair

PRODUCT	FINISH	QTY/BOX
D032025	Stainless Steel	1 pair



### Glass Door Pivot Hinge for Glass-to-Glass Cabinet

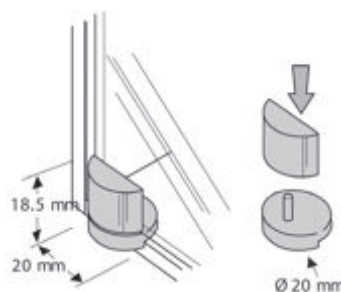
For inset doors, suitable for mirrored doors, not suitable for laminated glass, eliminates drilling into the glass, and door can be removed after assembly. For glass thickness up to 12 mm.

Recommended door calibration: Ratio of height to width 3:2 not to be exceeded.

- Eliminates drilling into the glass
- For glass thickness up to 1/2" (12 mm)
- Height: 25/32" (20 mm)
- Width: 25/32" (20 mm)
- Capacity: 22 lb (10 kg)
- Material: Stainless Steel 304

Sold by pair

PRODUCT	FINISH	QTY/BOX
D032009	Stainless Steel	1 pair



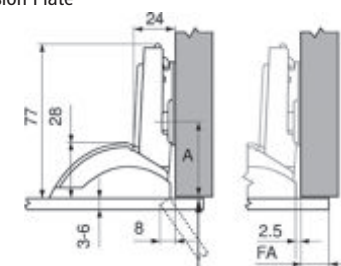
### 125° Cristallo Glass Door Hinge - Glued-on

Clip Top Cristallo hinge 125° opening angle. For mirrors and glass doors, self-closing. Adjustable in 3 dimensions.

- Milling Diameter: 1 1/32" (26 mm)
- Door Position: Overlay, Dual Application / Half Overlay, Inset
- Door Thickness: 1/8 to 1/4" (3 to 6 mm)
- Cabinet Thickness: Min. 5/8" (16 mm)
- Hinge Type: Clip Top
- Hinge Opening Angle: +125°
- Cabinet Type: Frameless
- Closing Mechanism: Self-Closing
- Fixing Type: Adhesion Plate

Sold by unit

PRODUCT	QTY/BOX
79C450180	1



# Accessories for UV Glue

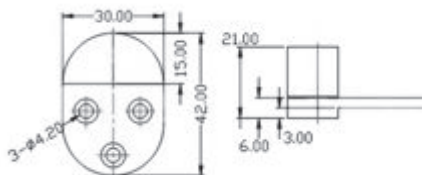
## Hinges

### Glass Door Pivot Hinge

Designed to used with wooden and/or glass top or bottom cabinets.  
Can be reversed for top or bottom application for appropriate material.

- Maximum panel's size: 39" x 23-5/8" x 15/32" (100 x 600 x 12 mm)
- Glass to wood applications
- Height: 13/16" (21 mm)
- Length: 1 21/32" (42 mm)
- Width: 1 3/16" (30 mm)
- Thickness: 1/4" (6 mm)
- Capacity: 35 lb (16 kg)
- Material: Stainless Steel 304

Sold by pair



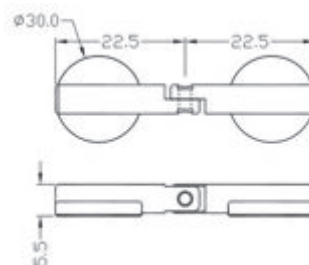
PRODUCT	FINISH	QTY/BOX
UVPSS301035GW	Polished Stainless Steel	1 pair
UVSSS301035GW	Stainless Steel	1 pair

### Glass-to-Glass Door Hinge

Glass to glass UV bonded door hinge.

- Loading weight: 26 lb (12 kg)
- Maximum Panel's size: 39" x 23 5/8" x 15/32" (1000 x 600 x 8 mm)
- Material: Stainless Steel #304
- UV bonded

Sold by pair



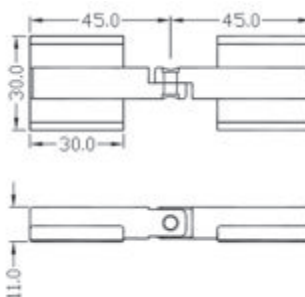
PRODUCT	FINISH	HEIGHT	LENGTH	MAXIMUM WEIGHT CAPACITY	QTY/BOX
UVPSS301031	Polished Stainless Steel	1/4" (6 mm)	1 25/32" (45 mm)	13 lb (6 kg)	1 pair
UVSSS301031	Stainless Steel	1/4" (6 mm)	1 25/32" (45 mm)	13 lb (6 kg)	1 pair

### Glass-to-Glass Door Hinge

Glass-to-Glass UV Bonded Hinge


- Maximum panel's size: 35" x 20" x 5/16" (900 x 500 x 8 mm)
- Glass-to-glass UV bonded
- Length: 3 17/32" (90 mm)
- Width: 1 3/16" (30 mm)
- Thickness: 7/16" (11 mm)
- Capacity: 18 lb (8 kg)
- Material: Stainless Steel 304

Sold by pair



PRODUCT	FINISH	QTY/BOX
UVPSS301032	Polished Stainless Steel	1 pair

## Richelieu Section 8D



# Accessories for UV Glue

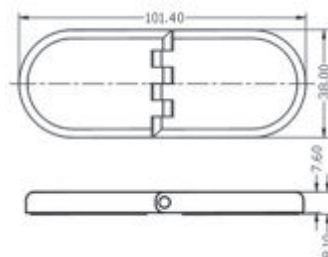
## Hinges

### Glass-to-Glass Door Hinge Rounded Shape - Rounded Shape

- Glass-to-glass UV bonded door hinge
- Loading weight: 18 lb (8 kg)
- Maximum panel size: 35" x 20" x 5/16" (900 x 500 x 8 mm)
- Glass-to-glass UV bonded
- Height: 1 1/2" (38 mm)
- Length: 4" (101 mm)
- Thickness: 5/16" (8 mm)
- Material: Zinc

Sold by pair

PRODUCT	FINISH	QTY/BOX
UVC301034	Chrome	1 pair



## Richelieu Section 8D

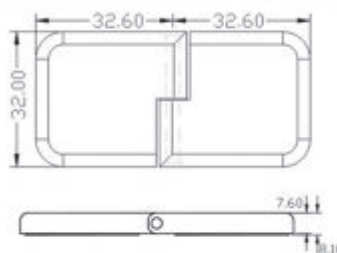


### Glass-to-Glass Door Hinges - Square Shape

- Glass-to-glass UV bonded door hinge
- Loading weight: 18 lb (8 kg)
- Maximum panel size: 35" x 20" x 5/16" (900 x 500 x 8 mm)
- Glass-to-glass UV bonded
- Height: 1 1/4" (32 mm)
- Length: 2 9/16" (65 mm)
- Thickness: 5/16" (8 mm)
- Material: Zinc

Sold by pair

PRODUCT	FINISH	QTY/BOX
UVBC301033	Brushed Chrome	1 pair
UVC301033	Chrome	1 pair



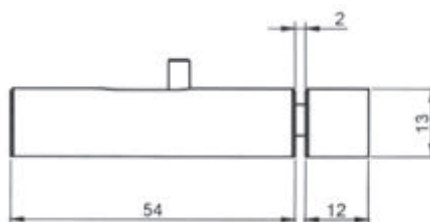
## Locks

### Bolt Lock Mechanism

- Height: 1/2" (12 mm)
- Length: 2 1/2" (64 mm)
- Material: Stainless Steel

Sold by unit

PRODUCT	FINISH	QTY/BOX
D032018	Stainless Steel	1

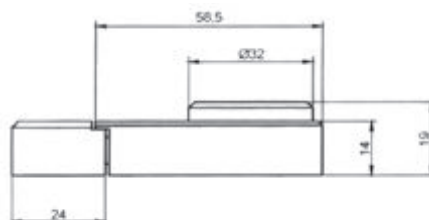


### Double Glass Door Lock with Universal Key

- Height: 1 15/32" (37 mm)
- Length: 2 5/16" (59 mm)
- Keys: Universal
- Material: Stainless Steel

Sold by unit

PRODUCT	FINISH	QTY/BOX
D032017	Stainless Steel	1





## Accessories for UV Glue

### Locks

#### UV Door Lock and Keeper for Double Doors

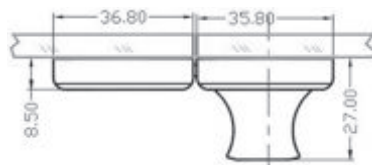
- Lock side acts as a lock and a pull knob
- Can be installed at any height for ease of operation
- Bolt throw: 3/8" (9 mm)
- Can be used on any glass thickness
- Material: Zinc

#### Included Product(s):

Comes supplied with lock, strike box and 2 keys with plastic cover.

Sold by unit

PRODUCT	FINISH	QTY/BOX
UVBC407D	Brushed Chrome	1



#### UV Door Lock and Keeper for Double Doors - Rounded Shape

- Lock side acts as a lock and a pull knob
- Can be installed at any height for ease of operation
- Bolt throw: 3/8" (9 mm)
- Can be used on any glass thickness
- Material: Zinc alloy
- Key profile: 4C

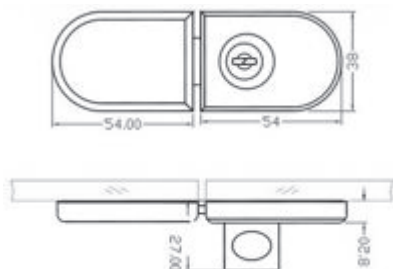
Application: For double glass doors.

#### Included Product(s):

Comes supplied with lock, strike box and 2 keys with plastic cover.

Sold by unit

PRODUCT	FINISH	QTY/BOX
UVC408D	Chrome	1



#### UV Lock and Keeper for Single Inset Door

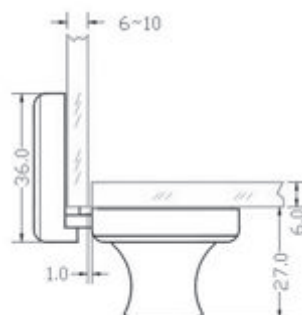
- Key profile: 4C
- Material: Zinc

#### Included Product(s):

Supplied with 2 keys.

Sold by unit

PRODUCT	FINISH	QTY/BOX
UVBC407I	Brushed Chrome	1



## Richelieu Section 8D



1  
FRAMELESS  
SHOWER  
HARDWARE

2  
STANDOFFS &  
DECORATIVE  
GLASS SHELF  
HARDWARE

3  
CAULKING,  
INSULATING  
FOAM &  
GLAZING  
SPLINE

4  
TOOLS &  
MACHINERY

5  
SHOP  
SUPPLIES

6  
FASTENERS

7  
MIRROR  
HARDWARE

8  
CABINET &  
FURNITURE  
GLASS  
HARDWARE

9  
DOORS &  
WINDOWS  
HARDWARE

10  
WEATHER  
STRIPPING

11  
SCREEN &  
SCREENING  
SUPPLIES

12  
GLASS  
BALUSTER  
& RAILING

13  
GLASS  
ARCHITECTURAL  
HARDWARE

14  
SLIDING  
DOOR  
SYSTEMS

15  
MOLDINGS

16  
COMMERCIAL  
DISPLAY  
HARDWARE

17  
AUTOMOTIVE



# Accessories for UV Glue

## Locks

### UV Lock and Keeper for Single Inset Door - Rounded Shape

Comes supplied with lock, strike box and 2 keys with plastic cover. Lock side acts as a lock and a pull knob. Can be installed at any height for ease of operation. Bolt throw 3/8". Manufacturer recommends use with 1/4" glass.

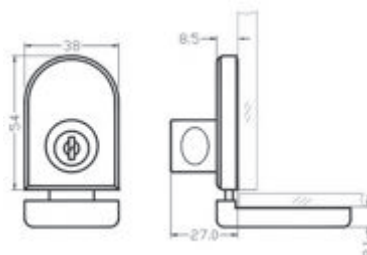
- Material: Zinc

#### Included Product(s):

Comes supplied with lock, strike box and 2 keys with plastic cover.

Sold by unit

PRODUCT	FINISH	QTY/BOX
UVC408I	Chrome	1



## Richelieu Section 8D



### UV Lock and Keeper for Single Overlay Door

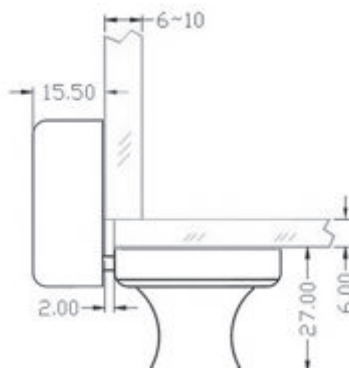
- Material: Zinc Alloy
- Key profile: 4C
- Finish: Chrome plated

#### Included Product(s):

Supplied with 2 keys.

Sold by unit

PRODUCT	FINISH	QTY/BOX
UVBC407O	Brushed Chrome	1



### UV Lock and Keeper for Single Overlay Door - Rounded Shape

- Lock side acts as a lock and a pull knob
- Can be installed at any height for ease of operation
- Bolt throw: 3/8" (9 mm)
- Manufacturer recommends use with 1/4" (6 mm) glass
- Material: Zinc alloy
- Key profile: 4C

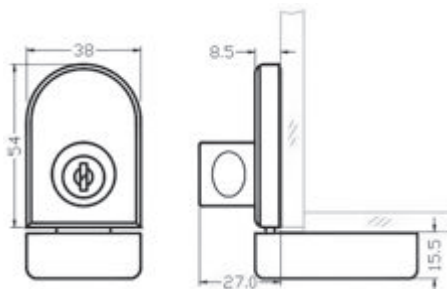
Application: Keys; Identical

#### Included Product(s):

Comes supplied with lock, strike box and 2 keys with plastic cover.

Sold by unit

PRODUCT	FINISH	QTY/BOX
UVC408O	Chrome	1



## Accessories for UV Glue

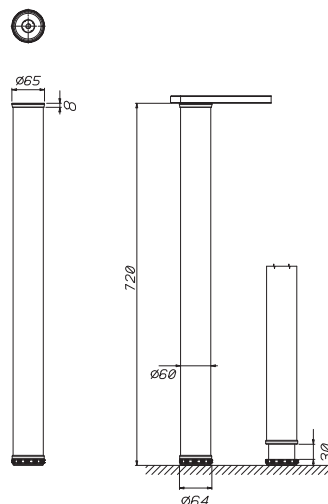
### Table Legs

#### Adjustable Leg

- Ridged aluminum finish
- Designed for glass tables
- Leg Diameter: 2 11/32" (60 mm)
- Height: 1 3/16" (720 mm)
- Adjustability: 1 3/1" (30 mm)
- Without Brake

Sold by box of 4 units

PRODUCT	FINISH	QTY/BOX
61271010	Satin Aluminum	4



#### Glass Table Leg Adaptor

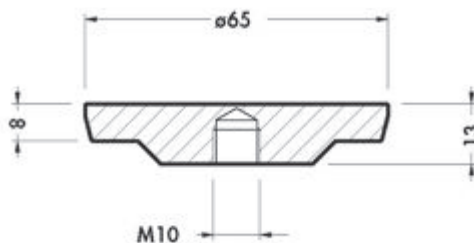
Stainless steel cap for glass table leg

- Diameter: 2 9/16" (65 mm)
- Height: 1/2" (13 mm)
- Material: Stainless Steel 304

Application: Glue to table with UV glue (D030143) and screw on leg.

Sold by unit

PRODUCT	FINISH	QTY/BOX
81200170	Stainless Steel	1



### Wire Management

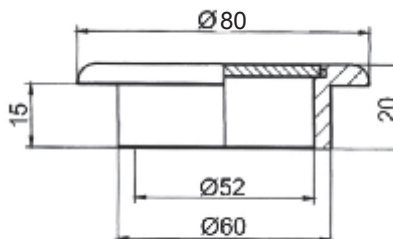
#### 60 mm Wire Grommet for Glass and Solid Surfaces

Can also be used for wood applications thanks to a high-grade finish.

- Drilling Diameter: 2 3/8" (60 mm)
- Height: 25/32" (20 mm)

Sold by unit

PRODUCT	FINISH	QTY/BOX
60801510	Satin Aluminum	1
608015170	Stainless Steel	1



## Richelieu Section 8D



1  
FRAMELESS  
SHOWER  
HARDWARE

2  
STANDOFFS &  
DECORATIVE  
GLASS SHELF  
HARDWARE

3  
CAULKING,  
INSULATING  
FOAM &  
GLAZING  
SPLINE

4  
TOOLS &  
MACHINERY

5  
SHOP  
SUPPLIES

6  
FASTENERS

7  
MIRROR  
HARDWARE

8  
CABINET &  
FURNITURE  
GLASS  
HARDWARE

9  
DOORS &  
WINDOWS  
HARDWARE

10  
WEATHER  
STRIPPING

11  
SCREEN &  
SCREENING  
SUPPLIES

12  
GLASS  
BALUSTER  
& RAILING

13  
GLASS  
ARCHITECTURAL  
HARDWARE

14  
SLIDING  
DOOR  
SYSTEMS

15  
MOLDINGS

16  
COMMERCIAL  
DISPLAY  
HARDWARE

17  
AUTOMOTIVE

## Accessories for UV Glue

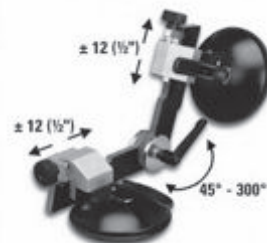
### Tools

#### Angle Suction Holder - 2 Pads

- Positioning aid with two suction pads (Ø 4-3/4", 120 mm) and special sealing lip
- The suction pads are adjustable +/- 1/2" (12 mm), and can be fine adjusted to each other
- The sturdy plastic arms are 7-2/3" (194 mm) long and connected to each other by a joint variable from 45° to 300°

Sold by unit

PRODUCT	QTY/BOX
GTVERIBOR6311	1



## Richelieu Section 8D



#### VERIFIX Pump-Activated Angle Suction Holders Set

This tool is mainly utilized for constructing:

- Glass cases and aquariums
- Shelving and glass cabinets with horizontal or vertical partitioning walls
- Display cabinets for shops, fairs, etc

Also suitable for nonporous surfaces such as plexiglass, laminated panels, etc. Exact 90° positioning.

Set of two in a case, as these positioning aids are mostly used in pairs, they are supplied as a set in a robust case ensuring that your valuable tools are well protected.

- Exact 90° positioning holder

Included Product(s):

Robust case included.

PRODUCT	QTY/BOX
GTVERIBOR6389	1 set



# Locks

## Cabinet Locks

### High Security Glass Door Cam Lock

Model 2C brass cam lock for glass with #1 identical keys. Assembly required.

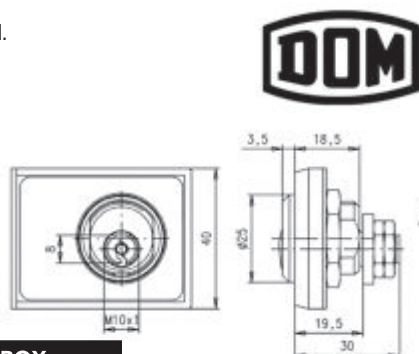
- Drilling Diameter: 1 1/32" (26 mm)
- Glass Thickness: 1/4" (6 mm)
- Type: Glass Door Locks
- Key Type: Keyed Alike #1
- Material: Solid Brass

Included Product(s):

Strike plate

Sold by unit

PRODUCT	POSITION	FINISH	QTY/BOX
22501103175	Left	Satin Nickel	1
22501102175	Right	Satin Nickel	1



### Swinging Glass Door Plunger Lock for 5-8mm Glass

Swinging glass door cam lock suitable for 5-8 mm thick glass. Tightening is done by means of two plastic tipped screws. The key can be removed in both the locked and unlocked positions.

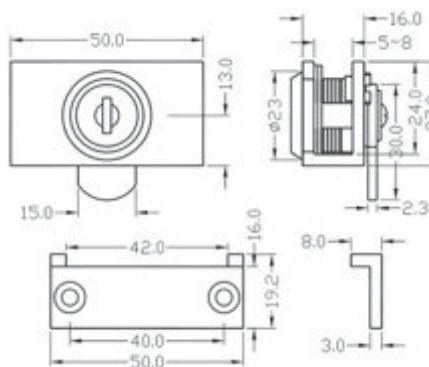
- Cylinder: 3/4" (19 mm)
- Glass Thickness: 3/16" to 5/16" (5 to 8 mm)
- Key Type: Keyed Alike #110
- Key profile: 4C
- Material: Brass

Included Product(s):

2 keys with plastic cover, 1 stop plate, 1 straight cam 1 3/16" (30 mm), 1 m5 x 6 screws, 2 washers

Sold by unit

PRODUCT	FINISH	QTY/BOX
BP64105140	Chrome	1



### Double Door Cabinet Lock for 10-12 mm Glass

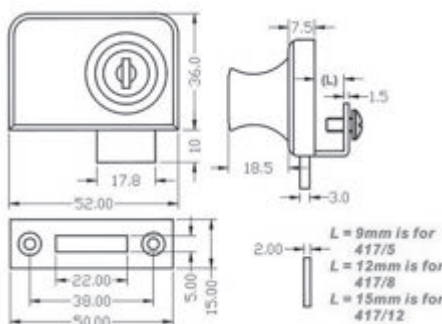
- Double glass door lock
- Requires no hole in glass and cylinder can be used as handle
- Operation and installation is simple. Lock attaches to right hand door. When in locked position, left side door cannot pass over the overlap of the lock
- Glass Thickness: 3/8" to 1/2" (10 to 12 mm)
- Key Type: Keyed Alike #110
- Material: Zinc die cast

Included Product(s):

2 keys, 1 strike plate, 1 rubber protector and 2 M4 screws

Sold by unit

PRODUCT	FINISH	QTY/BOX
BP641712140	Chrome	1



## Richelieu Section 8E



# Locks

## Cabinet Locks

### Double Door Cabinet Lock For 5-6 mm Glass

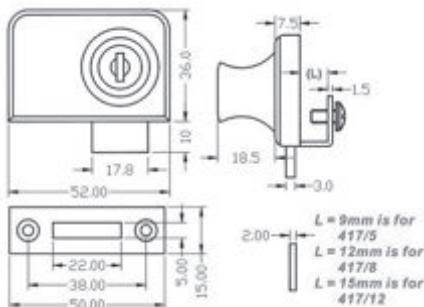
- Double glass door lock
- Requires no hole in glass and cylinder can be used as handle
- Operation and installation is simple. Lock attaches to right hand door. When in locked position, left side door cannot pass over the overlap of the lock
- Glass Thickness: 3/16" to 1/4" (5 to 6 mm)
- Key Type: Keyed Alike #110
- Material: Zinc die cast

#### Included Product(s):

2 keys, 1 strike plate, 1 rubber protector and 2 M4 screws.

Sold by unit

PRODUCT	FINISH	QTY/BOX
BP641751140	Chrome (140)	1



## Richelieu Section 8E



### 90 Degree Swinging Door Locks

#### Glass Door 90 Degree Swinging Door Lock

Complete lock and keeper with two keys (#110) for 5 mm and 6 mm glass.

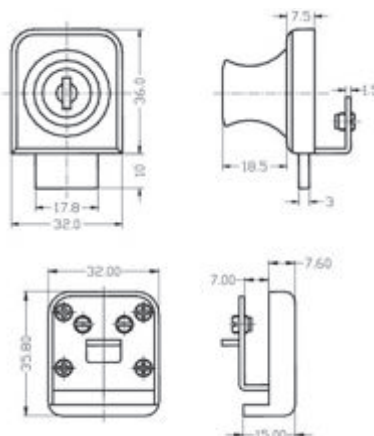
- No hole required in glass
- Cylinder can be used as handle
- Glass Thickness: 3/16" to 1/4" (5 to 6 mm)
- Key Type: Keyed Alike #110
- Material: Zinc die cast

#### Included Product(s):

- 2 brass keys (K2 type) without plastic cover
- 1 plastic washer 1/32" (1 mm)
- 1 stop plate

Sold by unit

PRODUCT	FINISH	QTY/BOX
BP640735140	Chrome	1




### Key for Type "K5" Lock

Standard type key profile. Type "K5", for 5 wafer mechanisms.

- Material: Steel and Plastic

Sold by unit

PRODUCT	KEY TYPE	QTY/BOX
GMLKEY110	Keyed Alike #110	1
GMLKEY120	Keyed Alike #120	1
GMLKEYK5	Key Blank	1



# Locks

## Glass Door Locks

### No-Drill Glass Door Lock

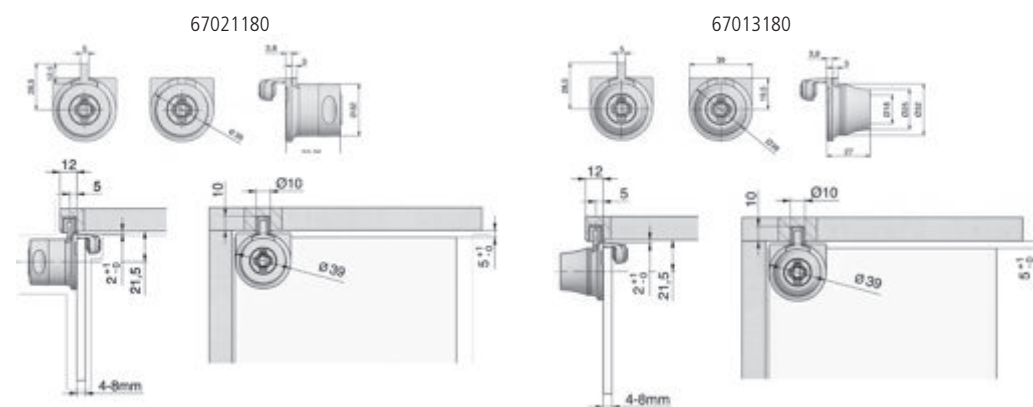
Two shapes available: One tapered design for style and one cylindrical design for more grip.

- No drilling: Simply clamp onto the glass door
- Gum interply prevents scratches and sliding
- The glass is protected from damage by two polyamide screws
- Can be installed in 3 different directions: From below, from the top or from the side
- Glass Thickness: 5/32" to 5/16" (4 to 8 mm)
- Installation: Reversible
- Material: Zinc Alloy

Application: For regular doors (internally mounted only).

Sold by unit

PRODUCT	LOCK SHAPE	FINISH	QTY/BOX
67021180	Cylinder	Nickel	1
67013180	Tapered	Nickel	1



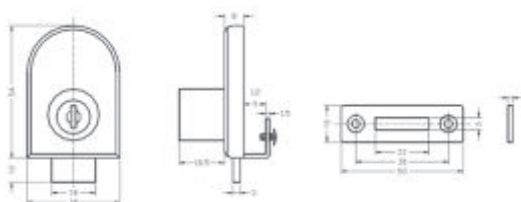
### No-Drill Glass Door Lock

Identical keys (keyed alike) #110.

- Glass Thickness: 3/16" to 1/4" (5 to 6 mm)
- Height: 2 1/8" (54 mm)
- Keys: Identical
- Cylinder Length: 3/4" (19 mm)
- Cylinder Diameter: 3/4" (18 mm)
- Material: Metal

Sold by unit

PRODUCT	FINISH	QTY/BOX
BP64085190	Black	1
BP640851140	Chrome	1
BP640851130	Gold	1



## Richelieu Section 8E





# Locks

## Glass Door Locks

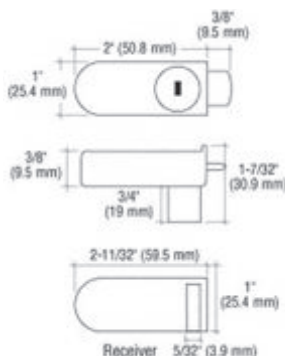
### No-Drill Style 90 Degree Glass Door Lock

No-Drill Showcase Locks are designed for swinging glass doors and are easily installed by peeling off the adhesive liner and placing the Lock and Receiver in the desired location on the glass. No drilling or notching of glass is required. The No-Drill Lock can be used on any thickness of glass door or showcase.

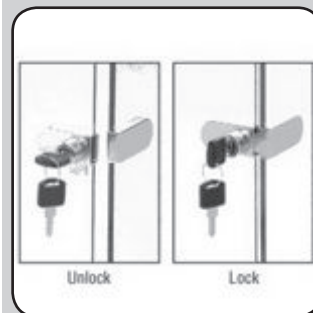
- Note: Keyed alike unless otherwise ordered
- Quick and easy to install
- Just peel and stick on any swinging door
- Key Code: A00
- Glass Thickness: 3/16" to 15/32" (5 to 12 mm)
- Key Type: Keyed Alike
- Position: Reversible

Sold by unit

PRODUCT	FINISH	QTY/BOX
GML255CHKA	Chrome	1



## Richelieu Section 8E



### Single Door Cabinet Lock for 10-12 mm Glass

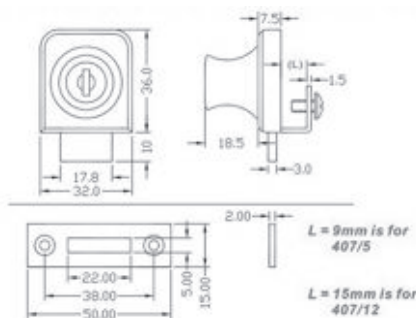
- Swinging cabinet glass door lock
- Requires no hole in glass and cylinder can be used as handle
- Glass Thickness: 3/8" to 15/32" (10 to 12 mm)
- Lock #: 110
- Lock Shape: Tapered

#### Included Product(s):

2 keys, 1 strike plate, 1 rubber protector, 2 M4 screws.

Sold by unit

PRODUCT	FINISH	QTY/BOX
BP640712140	Chrome	1



### Single Door Cabinet Lock for 5-6 mm Glass

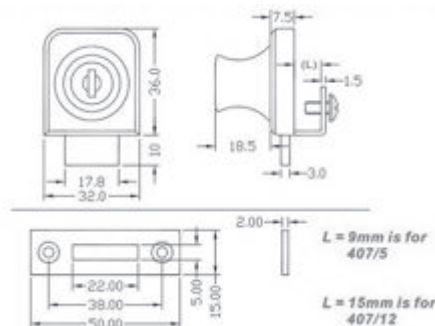
- Swinging cabinet glass door lock
- Requires no hole in glass and cylinder can be used as handle
- Glass Thickness: 3/16" to 1/4" (5 to 6 mm)
- Lock #: 110
- Lock Shape: Tapered

#### Included Product(s):

2 keys, 1 strike plate, 1 rubber protector and 2 M4 screws.

Sold by unit

PRODUCT	FINISH	QTY/BOX
BP640751140	Chrome	1





# Locks

## Glass Door Locks

### Swinging Glass Door Lock

Single swinging glass door lock. Installs without boring hole in glass, with the cylinder being used as a knob.

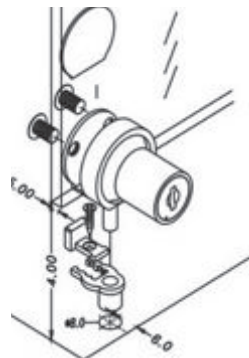
- Glass Thickness: 3/16" to 1/4" (5 to 6 mm)
- Lock #: 110
- Material: Zinc

#### Included Product(s):

2x Keys, 2x Plastic washers, T= 1/32" (1 mm), 2x M4 Screws, 1x Stop socket w/pinhole locator, 1x Rubber Protector

Sold by unit

PRODUCT	FINISH	QTY/BOX
BP640711140	Chrome	1



## Swinging Door Locks

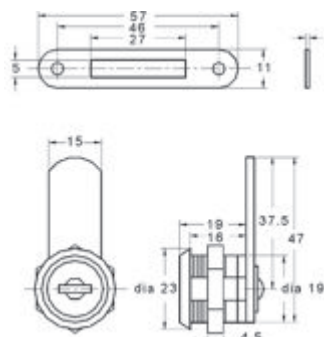
### Single Glass Lock

Identical keys (K.A.) #110.

- Cylinder Diameter: 25/32" (20 mm)
- Glass Thickness: 3/16" to 9/32" (5 to 7 mm)
- Keys: Identical
- Material: Zinc die cast
- Cylinder Length: 5/8" (16 mm)

Sold by unit

PRODUCT	POSITION	FINISH	QTY/BOX
BP641112130	Right	Brass	1
BP64101140	Left	Chrome	1
BP641112140	Right	Chrome	1



### Swinging Glass Door Lock - Single Door

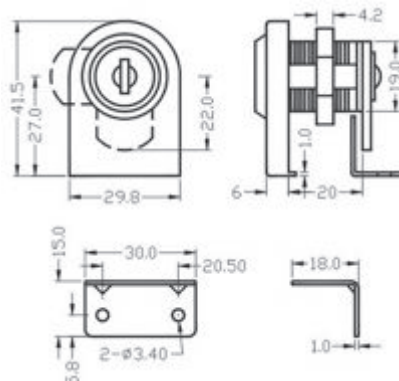
- Cylinder Diameter: 3/4" (19 mm)
- Key code: 4C
- Lock #: 110
- Material: Zinc Alloy
- Glass Thickness: 3/16" to 5/16" (5 to 8 mm)

#### Included Product(s):

- 2 keys with plastic cover
- 1 front plate-zinc alloy material
- 1 hexagon nut 3/4" (19 mm)
- 1 straight cam 1 3/16" (30 mm)
- 1 M5 x 6 screw
- 1 plastic washer
- 1 "L" type strike plate (Size: 30 mm x 18 mm (H))
- Size: 1 3/16" x 3/4" H (30 x 18 mm H)

Sold by unit

PRODUCT	FINISH	QTY/BOX
BP64104140	Chrome	1



## Richelieu Section 8E



1  
FRAMELESS  
SHOWER  
HARDWARE

2  
STANDOFFS &  
DECORATIVE  
GLASS SHELF  
HARDWARE

3  
CAULKING,  
INSULATING  
FOAM &  
GLAZING  
SPLINE

4  
TOOLS &  
MACHINERY

5  
SHOP  
SUPPLIES

6  
FASTENERS

7  
MIRROR  
HARDWARE

8  
CABINET &  
FURNITURE  
GLASS  
HARDWARE

9  
DOORS &  
WINDOWS  
HARDWARE

10  
WEATHER  
STRIPPING

11  
SCREEN &  
SCREENING  
SUPPLIES

12  
GLASS  
BALUSTER  
& RAILING

13  
GLASS  
ARCHITECTURAL  
HARDWARE

14  
SLIDING  
DOOR  
SYSTEMS

15  
MOLDINGS

16  
COMMERCIAL  
DISPLAY  
HARDWARE

17  
AUTOMOTIVE

# Locks

## Swinging Door Locks

### Swinging Glass Door Plunger Lock for 8-10 mm Glass

The brass front plate provides a strong lock and elegant look.

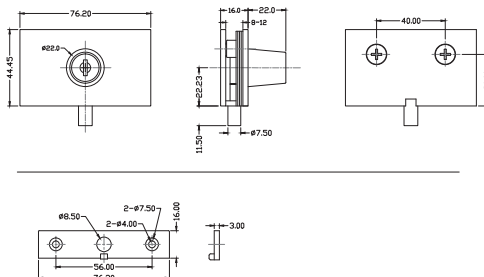
- Cylinder Diameter: 3/4" (19 mm)
- Glass Thickness: 5/16" to 3/8" (8 to 10 mm)
- Lock #: 110
- Key Profile: 4C
- Material: Brass and Zinc Alloy
- Brass and Zinc Alloy

Application: Suitable for high glass cabinets and wine cabinets.

#### Included Product(s):

- 2 keys with plastic cover
- 1 stop plate (item code: A0104)
- 2 washers

Sold by unit



PRODUCT	FINISH	QTY/BOX
BP64106140	Chrome	1

### Swinging Glass Double Door Lock for 3/16" and 1/4" Glass

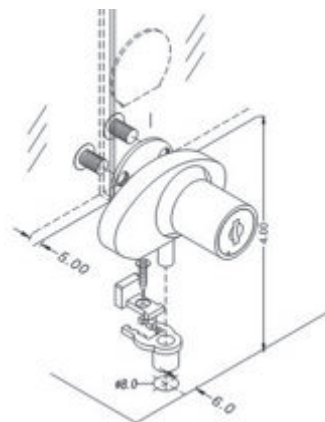
Double swinging glass door lock. Installs without boring hole in glass, with the cylinder being used as a knob.

- Lock #: 110
- Glass Thickness: 3/16" to 1/4" (5 to 6 mm)

#### Included Product(s):

- 2 keys with plastic cover
- 2 plastic washers
- 1 stop socket w/pin hole locator
- 2 m4 screws

Sold by unit



PRODUCT	FINISH	QTY/BOX
BP641711140	Chrome	1

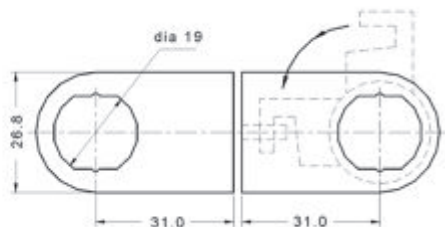
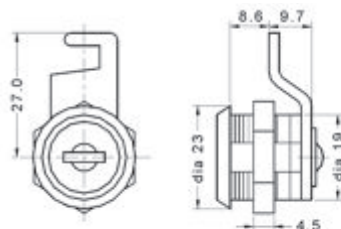
### Twin Glass Lock

Swinging glass door lock for double door. Attractive design and high quality. Strong and high security.

- Drilling Diameter: 25/32" (20 mm)
- Glass Thickness: 3/16" to 9/32" (5 to 7 mm)
- Keys: Keyed Alike #110
- Material: Zinc
- Cylinder Diameter: 3/4" (19 mm)
- Position: Double door use

Sold by unit

PRODUCT	FINISH	QTY/BOX
BP64121140	Chrome	1



## Richelieu Section 8E



# Locks

## Cabinet Sliding Glass Door Lock

### Anti-Lift Device

Designed to be installed in the bottom of lower double tracks. Ideally used in security sided bottom tracks to detract or limit the removal of glass doors. When placed between the 2 doors and an end cap lock, the 2 doors virtually lock together. When doors are locked together they are locked to the bottom track through lift clip. Ideal for valuable contents in display cabinets.

Sold by unit

PRODUCT	FINISH	QTY/BOX
GMTA6306	Chrome	1



### Cabinet Sliding Glass Door Lock for glass rail

Cabinet Sliding Glass Door Lock for glass rail (without boring hole on glass but on aluminum shoe instead)

- Door Thickness: 3/16 to 1/4" (5 to 6 mm)
- Cylinder Diameter: 23/32" (18.5 mm)
- Cylinder Length: 9/32" (7.5 mm)

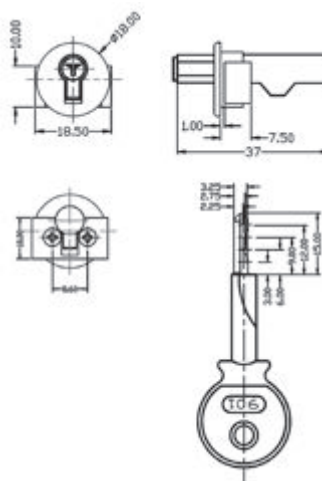
- Lock #: 901
- Material: Metal

#### Included Product(s):

- 2 keys without plastic cover
- 1 plug 9/32" (7 mm)
- 2 locking case
- 2 screws

Sold by unit

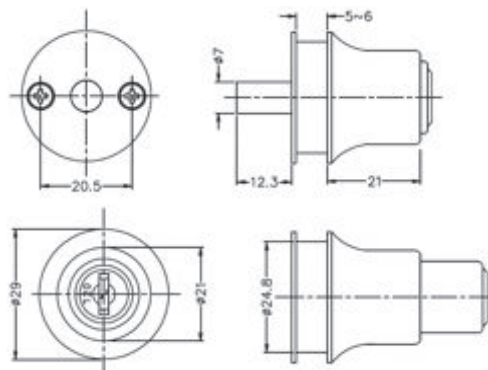
PRODUCT	COLOR / FINISH	QTY/BOX
GMTA409	Chrome	1



### Cabinet Sliding Glass Door push lock

Cabinet Sliding Glass Door push lock for glass thickness 5-6 mm


- Drilling Diameter: 1 5/32" (29 mm)
- Door Thickness: 3/16" to 1/4" (5 to 6 mm)
- Material: Metal
- Cylinder Diameter: 1" (25 mm)
- Installation: Reversible



Sold by unit

PRODUCT	LOCK #	COLOR / FINISH	QTY/BOX
BP641911140	110	Chrome	
BP641912140	120	Chrome	1

## Richelieu Section 8E



**1**  
FRAMELESS  
SHOWER  
HARDWARE

**2**  
STANDOFFS &  
DECORATIVE  
GLASS SHELF  
HARDWARE

**3**  
CAULKING,  
INSULATING  
FOAM &  
GLAZING  
SPLINE

**4**  
TOOLS &  
MACHINERY

**5**  
SHOP  
SUPPLIES

**6**  
FASTENERS

**7**  
MIRROR  
HARDWARE

**8**  
CABINET &  
FURNITURE  
GLASS  
HARDWARE

**9**  
DOORS &  
WINDOWS  
HARDWARE

**10**  
WEATHER  
STRIPPING

**11**  
SCREEN &  
SCREENING  
SUPPLIES

**12**  
GLASS  
BALUSTER  
& RAILING

**13**  
GLASS  
ARCHITECTURAL  
HARDWARE

**14**  
SLIDING  
DOOR  
SYSTEMS

**15**  
MOLDINGS

**16**  
COMMERCIAL  
DISPLAY  
HARDWARE

**17**  
AUTOMOTIVE

# Locks

## Cabinet Sliding Glass Door Lock

### Single Door Cabinet Lock with Pin

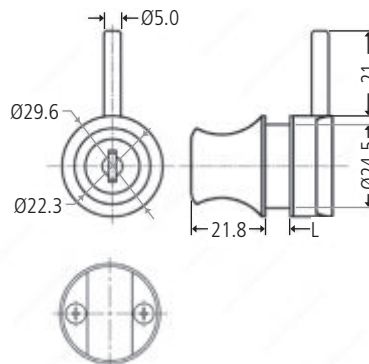
Swinging glass door cylinder lock/knob with pin length.

- Requires 25 mm/1" hole fabrication in glass (GT-STD1DI)
- For use with glass 3/16" to 1/4" (5 to 6 mm) in thickness
- Drilling Diameter: 1" (25 mm)
- Door Thickness: 3/16" to 1/4" (5 to 6 mm)
- Material: Zinc Alloy
- Cylinder Diameter: 7/8" (22 mm)
- Cylinder Length: 7/8" (22 mm)

#### Included Product(s):

- 2 keys with plastic cover
- Rubber washers: 1 piece x 3/32" (2 mm), 2 pieces x 1/32" (1 mm)
- 2 Screws
- 1 Saddle

Sold by unit



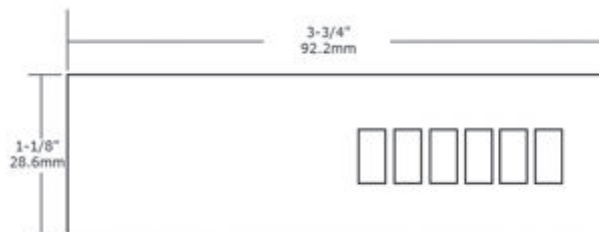
PRODUCT	COLOR / FINISH	KEY TYPE	FEATURES	QTY/BOX
BP64201140	Chrome	#110	Reversible/ Stem - 3/8" (10 mm)	1
BP642021140	Chrome	#110	Reversible/ Stem - 13/16" (21 mm)	1

### Aluminum Stick-On Showcase Lock

Stick-On Locks help prevent shoplifting. Peel and stick adhesive allows fast and easy installation. Locked doors cannot be separated or lifted out. Easy to operate by pushing in and turning key. Works with doors overlapping 3/4" to 2" (19 mm to 50.8 mm)

Sold by unit

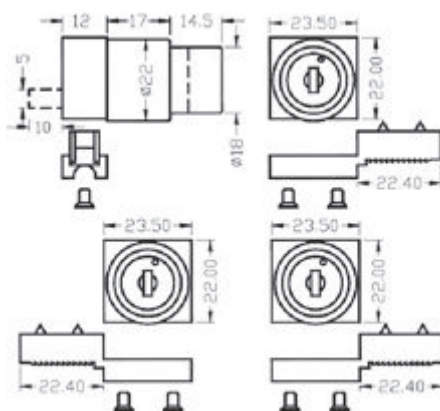
PRODUCT	QTY/BOX
GMLTDK7A	1



### Push Lock for sliding glass door

Sliding glass door reversible push lock showcase system.


- For left or right handed door by changing bottom rail
- Door Thickness: 3/16" to 1/4" (5 to 6 mm)
- Cylinder Diameter: 7/8" (22 mm)
- Cylinder Length: 1 1/4" (32 mm)
- Height: 7/8" (22 mm)
- Width: 15/16" (24 mm)



Sold by unit

PRODUCT	INSTALLATION	LOCK #	MATERIAL	COLOR / FINISH	QTY/BOX
BP68680140	Right Only	Different	Metal	Chrome	Bag of 1
BP68681140	Right Only	Identical #1	Metal	Chrome	Bag of 1
23211140MK	Reversible	Different	Zinc Alloy	Chrome	1
GMTA211C	Reversible	K/A	Zinc Alloy	Chrome	1

## Richelieu Section 8E



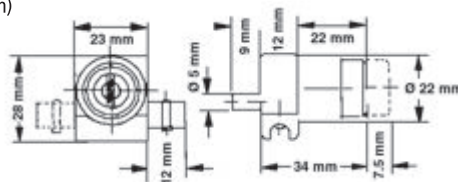
# Locks

## Cabinet Sliding Glass Door Lock

### Showcase Lock

- Installation: Reversible
- Material: Metal
- Cylinder Diameter: 7/8" (22 mm)
- Cylinder Length: 1 3/16" (30 mm)

- Door Thickness: 1/4" (6 mm)
- Width: 29/32" (23 mm)
- Height: 1 3/32" (28 mm)

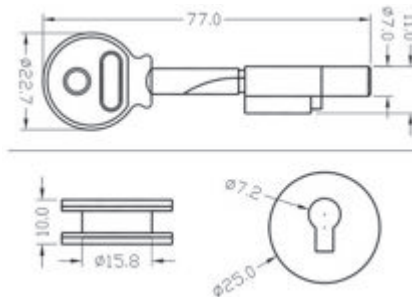


Sold by unit

PRODUCT	LOCK #	COLOR / FINISH	QTY/BOX
68100175	Different	Satin Chrome	1
68101175	Identical #1	Satin Chrome	1
68102175	Identical #2	Satin Chrome	1
68103175	Identical #3	Satin Chrome	1
68104175	Identical #4	Satin Chrome	1
68105175	Identical #5	Satin Chrome	1
68106175	Identical #6	Satin Chrome	1

### Sliding Door Lock

- Door Thickness: 3/16" to 1/4" (5 to 6 mm)
- Door Mounting Method: Drill
- Material: Metal
- Identical keys (K.A.)
- Cylinder Diameter: 5/8" (16 mm)
- Cylinder Length: 3/8" (10 mm)



Sold by unit

PRODUCT	LOCK #	COLOR / FINISH	QTY/BOX
BP64091140	Identical #1	Chrome	1
BP64092140	Identical #2	Chrome	1

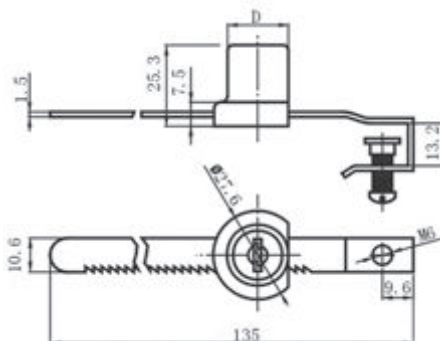
### Sliding Door Ratchet Showcase Lock

Sliding glass door cabinet lock by HUWIL. Quality bright nickel plating, 2 keys. Made in Germany. Recommended for higher traffic areas.

- Material: Metal and Zinc
- Cylinder Diameter: 3/4" (19 mm)
- Cylinder Length: 3/4" (18 mm)
- Installation: Reversible
- Glass Thickness: 9/32" (7 mm)
- Rail Length: 5" (135 mm)


Included Product(s):  
Includes 2 keys.

Sold by unit



PRODUCT	LOCK #	COLOR / FINISH	QTY/BOX
BP64701140	Identical #1	Nickel	1
GML15718H	K/A	Nickel	1

## Richelieu Section 8E



1  
FRAMELESS  
SHOWER  
HARDWARE

2  
STANDOFFS &  
DECORATIVE  
GLASS SHELF  
HARDWARE

3  
CAULKING,  
INSULATING  
FOAM &  
GLAZING  
SPLINE

4  
TOOLS &  
MACHINERY

5  
SHOP  
SUPPLIES

6  
FASTENERS

7  
MIRROR  
HARDWARE

8  
CABINET &  
FURNITURE  
GLASS  
HARDWARE

9  
DOORS &  
WINDOWS  
HARDWARE

10  
WEATHER  
STRIPPING

11  
SCREEN &  
SCREENING  
SUPPLIES

12  
GLASS  
BALUSTER  
& RAILING

13  
GLASS  
ARCHITECTURAL  
HARDWARE

14  
SLIDING  
DOOR  
SYSTEMS

15  
MOLDINGS

16  
COMMERCIAL  
DISPLAY  
HARDWARE

17  
AUTOMOTIVE



# Locks

## Cabinet Sliding Glass Door Lock

### Sliding Glass Door Lock

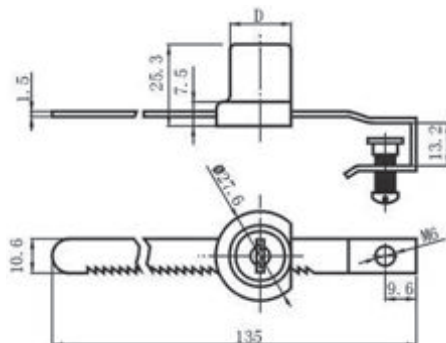
- 3/16" to 1/4" (5 to 6 mm) glass
- Installation: Reversible
- Material: Metal
- Cylinder Diameter: 3/4" (18 mm)
- Cylinder Length: 3/4" (18 mm)
- Door Thickness: 9/32" (7 mm)
- Rail Length: 5" (135 mm)

#### Included Product(s):

Includes 2 keys.

Sold by unit

PRODUCT	LOCK #	COLOR / FINISH	QTY/BOX
BP64700140	Different	Chrome	1
BP140500140	Different	Chrome	Bag of 1
BP140501140	Identical #1	Chrome	Bag of 1
BP140503140	Identical #3	Chrome	Bag of 1



## Richelieu Section 8E



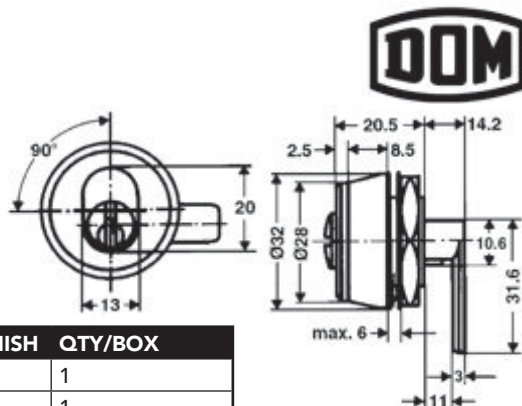
### Sliding Glass Door Lock

Model 2C brass sliding glass door lock, pin tumbler.

- Maximum glass thickness: 1/4" (6 mm)
- Double function: push and cam
- Drilling Diameter: 15/16" (24 mm)
- Material: Solid Brass
- Cylinder Diameter: 25/32" (20 mm)
- Cylinder Length: 7/16" (11 mm)

Sold by unit

PRODUCT	LOCK #	COLOR / FINISH	QTY/BOX
369670195	Different	Matte Nickel	1
369671195	Identical #1	Matte Nickel	1



### Sliding Glass Door Lock

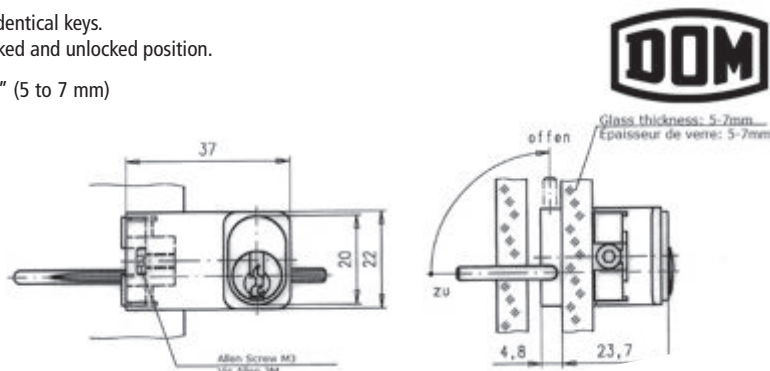
Sliding glass door lock with #1 identical keys.

The key is removable in both locked and unlocked position.

- Glass thickness: 3/16" to 9/32" (5 to 7 mm)
- Pin tumbler
- Material: Solid Brass
- Key turn: 360°
- Installation: Reversible
- Hook bolt turn: 90°
- Width: 1 15/32" (37 mm)
- Height: 7/8" (22 mm)

Sold by unit

PRODUCT	LOCK #	COLOR / FINISH	QTY/BOX
404031195	Identical #1	Matte Nickel	1
404032195	Identical #2	Matte Nickel	1



# Locks

## Cabinet Sliding Glass Door Lock

### Track Plunger Lock / Push Lock for Sliding Door

Spring activated design permits locking by pushing plunger without the use of a key. Typically used on sliding glass door shoe (no need to drill a hole in glass) assemblies, roll top desks and other wood or aluminum sliding systems.

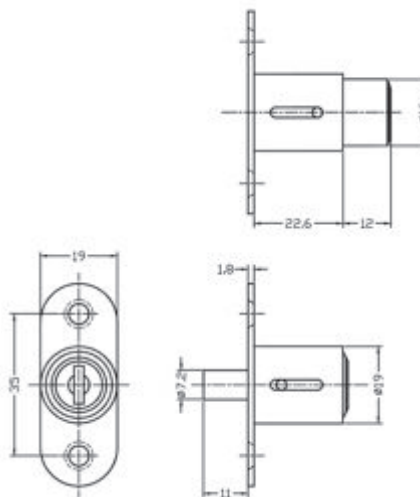
- Cylinder diameter: 3/4" x 7/8" (19 to 22 mm)
- Key profile: 4C
- 1 rosette
- Lock #: 110
- Material: Zinc
- Cylinder Diameter: 5/8" (16 mm)
- Cylinder Length: 1 3/8" (35 mm)
- Installation: Reversible

#### Included Product(s):

2 keys with plastic cover.

Sold by unit

PRODUCT	COLOR / FINISH	QTY/BOX
GML3181968	Nickel	1



## Richelieu Section 8E



**1**  
FRAMELESS  
SHOWER  
HARDWARE

**2**  
STANDOFFS &  
DECORATIVE  
GLASS SHELF  
HARDWARE

**3**  
CAULKING,  
INSULATING  
FOAM &  
GLAZING  
SPLINE

**4**  
TOOLS &  
MACHINERY

**5**  
SHOP  
SUPPLIES

**6**  
FASTENERS

**7**  
MIRROR  
HARDWARE

**8**  
CABINET &  
FURNITURE  
GLASS  
HARDWARE

**9**  
DOORS &  
WINDOWS  
HARDWARE

**10**  
WEATHER  
STRIPPING

**11**  
SCREEN &  
SCREENING  
SUPPLIES

**12**  
GLASS  
BALUSTER  
& RAILING

**13**  
GLASS  
ARCHITECTURAL  
HARDWARE

**14**  
SLIDING  
DOOR  
SYSTEMS

**15**  
MOLDINGS

**16**  
COMMERCIAL  
DISPLAY  
HARDWARE

**17**  
AUTOMOTIVE



**NOTES**

# Glass Furniture Accessories

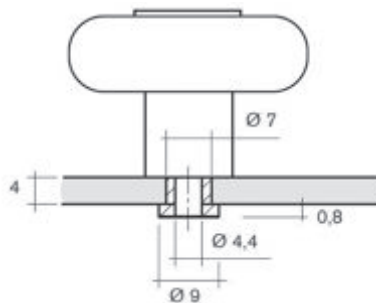
## Glass Protectors

### Plastic Insert for Glass Installation

Keeps glass from breaking when handles are installed.

- Diameter: 9/32" (7 mm)
- Milling Diameter: 9/32" (7 mm)
- Thickness: 5/32" (4 mm)

PRODUCT	FINISH	QTY/BOX
583511	Translucent	5000
CP583511	Translucent	100



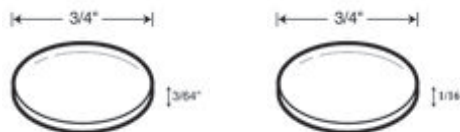
## Tabletop Protectors

### Ultra-Thin Plastic Bumper - 3/4"

Clear plastic, anti-slip button. Features a plain, non-adhesive back: practically invisible under glass tops. The most widely used button on the market.

- Diameter: 3/4" (19 mm)
- Anti-slip

Application: Non-adhesive pad for glass tabletop.



PRODUCT	THICKNESS	FINISH	QTY/BOX
D015987	3/64" (1 mm)	Transparent / Clear	Bag of 1000
GMB1035	1/16" (2 mm)	Transparent / Clear	Bag of 100
GMB1135	1/16" (2 mm)	Transparent / Clear	Box of 1000
D031238	1/16" (2 mm)	Transparent / Clear	Bag of 1000

### Nylon Bumper

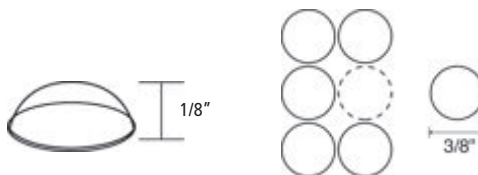
These self-adhesive bumpers are available in sheets of various quantities.

Bumpers provide protection from scratches, prevent sliding, and eliminate the noise caused by bumps.

- Diameter: 3/8" (10 mm)
- Height: 1/8" (3 mm)

Application: Can be applied to wardrobe doors, chest lids, drawers, and the base of any item that could damage table surfaces, counters, walls, or floors. Ideal for use between a sheet of glass and a tabletop.

PRODUCT	FINISH	QTY/BOX
30311	Clear	Bag of 5000
BP30311	Clear	Bag of 20
CP30311	Clear	Bag of 100
MP30311	Clear	Bag of 1000



## Richelieu Section 8F



1  
FRAMELESS  
SHOWER  
HARDWARE

2  
STANDOFFS &  
DECORATIVE  
GLASS SHELF  
HARDWARE

3  
CAULKING,  
INSULATING  
FOAM &  
GLAZING  
SPLINE

4  
TOOLS &  
MACHINERY

5  
SHOP  
SUPPLIES

6  
FASTENERS

7  
MIRROR  
HARDWARE

8  
CABINET &  
FURNITURE  
GLASS  
HARDWARE

9  
DOORS &  
WINDOWS  
HARDWARE

10  
WEATHER  
STRIPPING

11  
SCREEN &  
SCREENING  
SUPPLIES

12  
GLASS  
BALUSTER  
& RAILING

13  
GLASS  
ARCHITECTURAL  
HARDWARE

14  
SLIDING  
DOOR  
SYSTEMS

15  
MOLDINGS

16  
COMMERCIAL  
DISPLAY  
HARDWARE

17  
AUTOMOTIVE

## Glass Furniture Accessories

### Tabletop Protectors

#### Rubber Cushion for Glass Shelves


Sold by unit

PRODUCT	APPEARANCE	FINISH	MATERIAL	QTY/BOX
10911	VISIBLE	GREEN	RUBBER	1

## Richelieu Section 8F



# Doors and Windows Hardware



## SECTION 9



See our product selection on [richelieuglazingsupplies.com](http://richelieuglazingsupplies.com)

**1**  
FRAMELESS  
SHOWER  
HARDWARE

**2**  
STANDOFFS &  
DECORATIVE  
GLASS SHELF  
HARDWARE

**3**  
CAULKING,  
INSULATING  
FOAM &  
GLAZING  
SPLINE

**4**  
TOOLS &  
MACHINERY

**5**  
SHOP  
SUPPLIES

**6**  
FASTENERS

**7**  
MIRROR  
HARDWARE

**8**  
CABINET &  
FURNITURE  
GLASS  
HARDWARE

**9**  
DOORS &  
WINDOWS  
HARDWARE

**10**  
WEATHER  
STRIPPING

**11**  
SCREEN &  
SCREENING  
SUPPLIES

**12**  
GLASS  
BALUSTER  
& RAILING

**13**  
GLASS  
ARCHITECTURAL  
HARDWARE

**14**  
SLIDING  
DOOR  
SYSTEMS

**15**  
MOLDINGS

**16**  
COMMERCIAL  
DISPLAY  
HARDWARE


**17**  
AUTOMOTIVE



# Weather Stripping



## SECTION 10



See our product selection on [richelieuglazingsupplies.com](http://richelieuglazingsupplies.com)





# Screen and Screening Supplies



See our product selection on [richelieuglazingsupplies.com](http://richelieuglazingsupplies.com)

**1**  
FRAMELESS  
SHOWER  
HARDWARE

**2**  
STANDOFFS &  
DECORATIVE  
GLASS SHELF  
HARDWARE

**3**  
CAULKING,  
INSULATING  
FOAM &  
GLAZING  
SPLINE

**4**  
TOOLS &  
MACHINERY

**5**  
SHOP  
SUPPLIES

**6**  
FASTENERS

**7**  
MIRROR  
HARDWARE

**8**  
CABINET &  
FURNITURE  
GLASS  
HARDWARE

**9**  
DOORS &  
WINDOWS  
HARDWARE

**10**  
WEATHER  
STRIPPING

**11**  
SCREEN &  
SCREENING  
SUPPLIES

**12**  
GLASS  
BALUSTER  
& RAILING

**13**  
GLASS  
ARCHITECTURAL  
HARDWARE

**14**  
SLIDING  
DOOR  
SYSTEMS

**15**  
MOLDINGS

**16**  
COMMERCIAL  
DISPLAY  
HARDWARE

**17**  
AUTOMOTIVE



# Glass Railing



## SECTION 12

See our product selection on [richelieuglazingsupplies.com](http://richelieuglazingsupplies.com)



# Glass Architectural Hardware


## Sliding Hardware for Showcase

### Section 13A




## Hardware for Commercial Entrance

### Section 13B



## Curtain Wall Supply

### Section 13C




## Builder's Hardware - Safety Mirrors and Accessories

### Section 13D



## Handles

### Section 13E



FRAMELESS SHOWER  
HARDWARE

1

STANDOFFS &  
DECORATIVE GLASS  
SHELF HARDWARE

2

CAULKING,  
INSULATING FOAM &  
GLAZING SPLINE

3

TOOLS &  
MACHINERY

4

SHOP SUPPLIES

5

FASTENERS

6

MIRROR HARDWARE

7

CABINET &  
FURNITURE GLASS  
HARDWARE

8

DOORS  
& WINDOWS  
HARDWARE

9

WEATHER STRIPPING

10

SCREEN &  
SCREENING SUPPLIES

11

GLASS BALUSTER  
& RAILING

12

GLASS  
ARCHITECTURAL  
HARDWARE

13

SLIDING DOOR  
SYSTEMS

14

MOLDINGS

15

COMMERCIAL  
DISPLAY HARDWARE

16

AUTOMOTIVE

17

## SECTION 13



# Glass Architectural Hardware |

## Sliding Hardware for Showcase

## Richelieu Section 13A

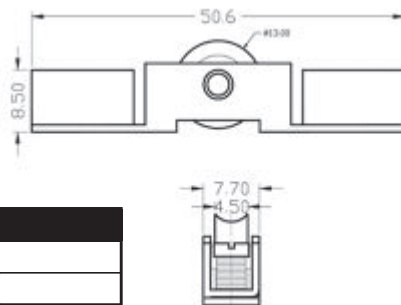
### Heavy-Duty Metal Ball-Bearing Roller

Heavy-duty ball-bearing roller for frequently used doors.

- For heavy doors
- Door Type: Glass
- Capacity: 22 lb (10 kg)
- Door Thickness: 5 mm

Application: Glass showcases.

Sold by unit



PRODUCT	MATERIAL	QTY/BOX
137	Steel	1
BP137	Steel	4

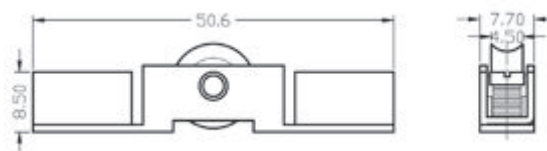
Required product(s):

14 series - Bottom track

### Metal Ball-Bearing Roller with Silent Nylon Wheel

- Weight Capacity per Door: 17 to 32 lb (7.6 to 14.6 kg)

Sold by unit



PRODUCT	MATERIAL	QTY/BOX
BP157	Nylon	4
CP157	Nylon	100

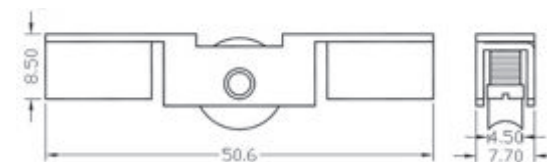
Required product(s):

14 series - Bottom track

### Wheel 147 for Showcase Track Series 146

- Weight Capacity per Door: 30 lb (13.6 kg)

Sold by unit



PRODUCT	MATERIAL	QTY/BOX
BP147	Nylon	4
CP147	Nylon	100

Required product(s):

14 series - Bottom track



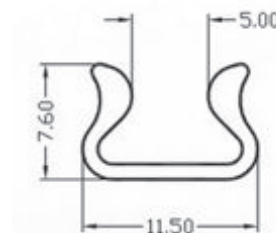
### Silencers

Silencers to prevent friction between glass and track.

- Door Type: Glass

Sold by unit

PRODUCT	DOOR THICKNESS	QTY/BOX
BP12911	3/16" to 1/4" (5 to 6 mm)	20
CP12911	3/16" to 1/4" (5 to 6 mm)	100

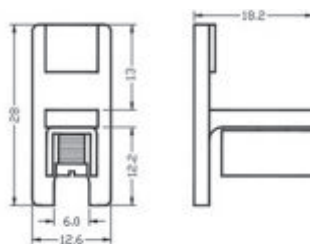


## Sliding Hardware for Showcase

## End Cap for Sliding Door

Sold by unit

PRODUCT	FINISH	QTY/BOX
BP148140	Chrome	4
CP148140	Chrome	100



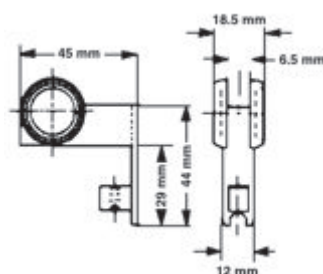
## Handle

Handle for sliding glass doors.

- Material: Metal

Sold by unit

PRODUCT	FINISH	QTY/BOX
8575160	Brass	1
8575175	Satin Chrome	1



## Threaded Finger Pull

For glass 3/16" to 5/16" thick.

- Material: Metal
- Door Type: Glass

Sold by unit

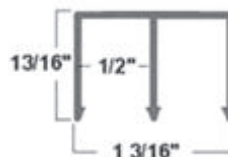
PRODUCT	FINISH	Ø	OVERALL Ø	QTY/BOX
D010128	Brass	13/16" (21 mm)	1 1/16" (27 mm)	1
D010127	Satin Chrome	13/16" (21 mm)	1 1/16" (27 mm)	1



## Aluminum Deep Header Slide Track

Sold by unit

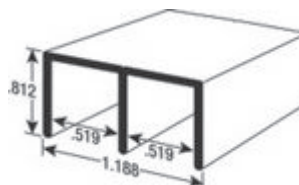
PRODUCT	LENGTH	FINISH	QTY/BOX
EX3255020	12'	Satin	1



## Aluminum Upper Slide Track or Vertical Upright

Sold by unit

PRODUCT	LENGTH	FINISH	QTY/BOX
EX3255021	12'	Anodized	1





# Sliding Hardware for Showcase

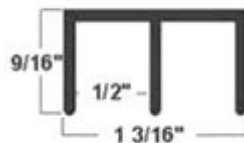
Sliding Hardware for Showcase - Individual Tracks

**Richelieu**  
**Section 13A**

## Aluminum Upper Slide Track or Vertical Upright

Sold by unit

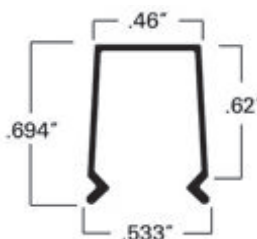
PRODUCT	LENGTH	FINISH	QTY/BOX
EX3255034	12'	Anodized	1



## Plastic Anti-Rattle Insert

Sold by unit

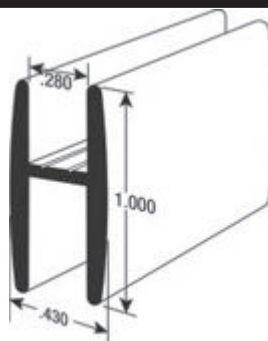
PRODUCT	LENGTH	FINISH	QTY/BOX
EX3255037	12'	Gray	1



## Aluminum Locking Shoe

Sold by unit

PRODUCT	LENGTH	FINISH	QTY/BOX
EX3255051	12'	Anodized	1



## Aluminum Lower Slide Track

Sold by unit

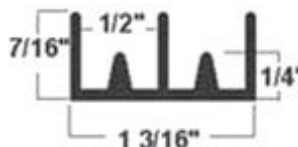
PRODUCT	LENGTH	FINISH	QTY/BOX
EX3255071	12'	Anodized	1



## Lower Slide Track

Sold by unit

PRODUCT	LENGTH	FINISH	QTY/BOX
EX3255076	12'	Anodized	1
EX3255078	12'	Dark Bronze	1



# Sliding Hardware for Showcase

## Sliding Hardware for Showcase - Individual Tracks

### Plastic Tracks and Guides

Sold by unit

PRODUCT	DESCRIPTION	FINISH	LENGTH	WIDTH	HEIGHT	DOOR SIZE	WEIGHT	QTY/BOX
166A1260	Lower Track	Walnut	12'	27/32"	5/16"	1/4"	6.25 lb/100'	1
167A1260	Upper Guide	Walnut	12'	27/32"	9/16"	1/4"	5.0 lb/100'	1

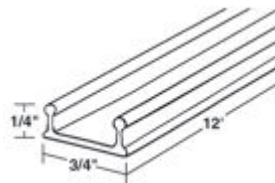
### Aluminum Bottom Rail

Can accommodate 2 sliding panels.

- Rail Material: Anodized Aluminum
- Track Mounting: Surface - Inside the Cabinet
- Door Installation: Inset/Inlay
- Function: Double Panel (Cabinet)
- Roller Position: Lower
- Door Type: Glass
- Design Intent: Furniture
- Function - for Segment Only: Bypassing

Sold by length

PRODUCT	FINISH	LENGTH	WIDTH	HEIGHT	THICKNESS	QTY/BOX
149610	Satin Aluminum	6' (1.8 m)	19/32" (15 mm)	9/32" (7 mm)	1/16 in (2 mm)	1
14912130	Gold	12' (3.7 m)	19/32" (15 mm)	9/32" (7 mm)	1/16 in (2 mm)	1
14912140	Chrome	12' (3.7 m)	19/32" (15 mm)	9/32" (7 mm)	1/16 in (2 mm)	1
14912110	Satin Aluminum	12' (3.7 m)	19/32" (15 mm)	9/32" (7 mm)	1/16 in (2 mm)	1

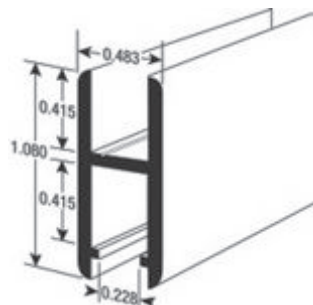


### Aluminum Bottom Track


- Rail Material: Anodized Aluminum
- Track Mounting: Surface - Inside the Cabinet
- Door Type: Glass

Sold by length

PRODUCT	FINISH	LENGTH	WIDTH	HEIGHT	QTY/BOX
146610	Satin Aluminum	6' (1.8 m)	1/2" (13 mm)	1 1/16" (27 mm)	1
14612135	Bronze	12' (3.7 m)	1/2" (13 mm)	1 1/16" (27 mm)	1
14612130	Gold	12' (3.7 m)	1/2" (13 mm)	1 1/16" (27 mm)	1
14612140	Chrome	12' (3.7 m)	1/2" (13 mm)	1 1/16" (27 mm)	1
14612110	Satin Aluminum	12' (3.7 m)	1/2" (13 mm)	1 1/16" (27 mm)	1



## Richelieu Section 13A



1  
FRAMELESS  
SHOWER  
HARDWARE

2  
STANDOFFS &  
DECORATIVE  
GLASS SHELF  
HARDWARE

3  
CAULKING,  
INSULATING  
FOAM &  
GLAZING  
SPLINE

4  
TOOLS &  
MACHINERY

5  
SHOP  
SUPPLIES

6  
FASTENERS

7  
MIRROR  
HARDWARE

8  
CABINET &  
FURNITURE  
GLASS  
HARDWARE

9  
DOORS &  
WINDOWS  
HARDWARE

10  
WEATHER  
STRIPPING

11  
SCREEN &  
SCREENING  
SUPPLIES

12  
GLASS  
BALUSTER  
& RAILING

13  
GLASS  
ARCHITECTURAL  
HARDWARE

14  
SLIDING  
DOOR  
SYSTEMS

15  
MOLDINGS

16  
COMMERCIAL  
DISPLAY  
HARDWARE

17  
AUTOMOTIVE

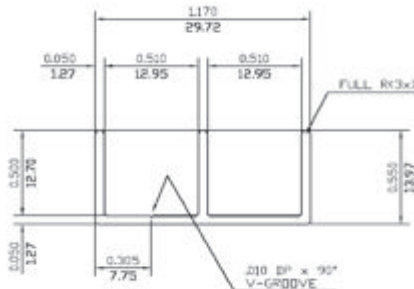
# Sliding Hardware for Showcase

## Sliding Hardware for Showcase - Individual Tracks

### Aluminum Double U Molding

This double U molding serves as a guide at the top of a display case.

- Rail Material: Anodized Aluminum
- Track Mounting: Surface - Inside the Cabinet

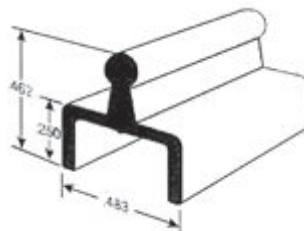


Sold by length

PRODUCT	FINISH	LENGTH	WIDTH	HEIGHT	THICKNESS	QTY/BOX
145610	Satin Aluminum	6' (1.8 m)	1 5/32" (29 mm)	9/16" (14 mm)	1/16" (2 mm)	1
14512130	Gold	12' (3.7 m)	1 5/32" (29 mm)	9/16" (14 mm)	1/16" (2 mm)	1
14512140	Chrome	12' (3.7 m)	1 5/32" (29 mm)	9/16" (14 mm)	1/16" (2 mm)	1
1451210	Satin Aluminum	12' (3.7 m)	1 5/32" (29 mm)	9/16" (14 mm)	1/16" (2 mm)	1

### Aluminum Single Bottom Track

- Anti-theft
- Rail Material: Anodized Aluminum



Sold by length

PRODUCT	FINISH	LENGTH	WIDTH	HEIGHT	THICKNESS	QTY/BOX
1501210	Satin Aluminum	12' (3.7 m)	19/32" (15 mm)	9/32" (7 mm)	1/16" (2 mm)	1

### Aluminum Track Set for Display Glass Sliding Doors

Extrusion set for display case assemblies.

- Rail Material: Anodized Aluminum
- Track Mounting: Surface - Inside the Cabinet
- Door Type: Glass




#### Included Products:

- 1 length of #145
- 1 length of #146
- 1 length of #149

Sold by length

PRODUCT	FINISH	LENGTH	QTY/BOX
1551210	Satin Aluminum	12' (3.7 m)	1

## Richelieu Section 13A



# Sliding Hardware for Showcase

## Sliding Hardware for Showcase - Set for Showcase

### Hardware Set for Showcase Display

- Weight Capacity per Door: 7.6 to 14.6 kg

#### Included Products:

- 20 silencers (BP12911)
- 4 end caps (BP148140)
- 12' (3.6 m) of glass gasket (125)
- 4 silent ball-bearing rollers (BP157)
- 1 lock for display (BP68681140)

Sold by set

PRODUCT	DOOR THICKNESS	QTY/BOX
BP15510	1/4" (6 mm)	1

## Sliding Hardware for Showcase - Protective Joint for Glass

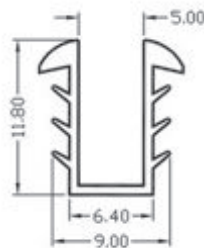
### Glass Gasket

Gray gasket for showcase sliding glass doors.


- Material: PVC
- Finish: Gray

Sold by length

PRODUCT	LENGTH	GLASS THICKNESS	QTY/BOX
124	12' (3.7 m)	3/16" (5 mm)	1
125	12' (3.7 m)	1/4" (6 mm)	1
D146511	750' (228.6 m) roll	3/16" (5 mm)	1
D010125	750' (228.6 m) roll	1/4" (6 mm)	1



## Richelieu Section 13A



**1**  
FRAMELESS  
SHOWER  
HARDWARE

**2**  
STANDOFFS &  
DECORATIVE  
GLASS SHELF  
HARDWARE

**3**  
CAULKING,  
INSULATING  
FOAM &  
GLAZING  
SPLINE

**4**  
TOOLS &  
MACHINERY

**5**  
SHOP  
SUPPLIES

**6**  
FASTENERS

**7**  
MIRROR  
HARDWARE

**8**  
CABINET &  
FURNITURE  
GLASS  
HARDWARE

**9**  
DOORS &  
WINDOWS  
HARDWARE

**10**  
WEATHER  
STRIPPING

**11**  
SCREEN &  
SCREENING  
SUPPLIES

**12**  
GLASS  
BALUSTER  
& RAILING

**13**  
GLASS  
ARCHITECTURAL  
HARDWARE

**14**  
SLIDING  
DOOR  
SYSTEMS

**15**  
MOLDINGS

**16**  
COMMERCIAL  
DISPLAY  
HARDWARE

**17**  
AUTOMOTIVE

**NOTES**

# Hardware for Commercial Entrance

## Aluminum Extrusion Threshold

### Bumper Threshold

- Extruded aluminum threshold with bumper

Sold by unit

PRODUCT	FINISH	LENGTH	QTY/BOX
WSDS121AB	Brown	36" (914 mm)	1
WSDS121AM	Mill Finish	36" (914 mm)	1
WSDS121AW	White	36" (914 mm)	1

### Commercial Door Threshold

- Material: Aluminum
- Finish: Mill Finish
- Height - Overall Dimensions: 1/2" (12 mm)

Sold by unit

WIDTH	LENGTH			QTY/BOX
	36"	72"	145"	
4" (101 mm)	A702U03D10	A702U06D10	D0583412D10	1
5" (130 mm)	A703U03D10	A703U06D10	D0583512D10	1
6" (152 mm)	CDDS600A	A704U06D10	D0583612D10	1

### Commercial Door Threshold

Threshold door molding for floor.

- Material: Aluminum
- Finish: Mill Finish
- Thickness: 1/4" (6 mm)
- 1/4" for mobility-challenged

Sold by unit

WIDTH	LENGTH			QTY/BOX
	36"	72"	145"	
4" (101 mm)	KNCT6436	KNCT6472	D0582412D10	1
5" (130 mm)	—	—	D0582512D10	1
6" (152 mm)	—	—	D0582612D10	1


### Doorstop with Vinyl Bumper

1 3/4" width doorstops against vinyl edge.



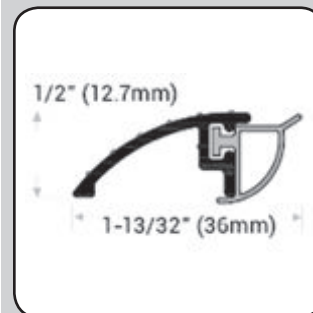
- Material: Aluminum
- Finish: Mill Finish

Sold by unit

PRODUCT	LENGTH	QTY/BOX
KNCT3636	36" (914 mm)	1



## Richelieu Section 13B



**1**  
FRAMELESS  
SHOWER  
HARDWARE

**2**  
STANDOFFS &  
DECORATIVE  
GLASS SHELF  
HARDWARE

**3**  
CAULKING,  
INSULATING  
FOAM &  
GLAZING  
SPLINE

**4**  
TOOLS &  
MACHINERY

**5**  
SHOP  
SUPPLIES

**6**  
FASTENERS

**7**  
MIRROR  
HARDWARE

**8**  
CABINET &  
FURNITURE  
GLASS  
HARDWARE

**9**  
DOORS &  
WINDOWS  
HARDWARE

**10**  
WEATHER  
STRIPPING

**11**  
SCREEN &  
SCREENING  
SUPPLIES

**12**  
GLASS  
BALUSTER  
& RAILING

**13**  
GLASS  
ARCHITECTURAL  
HARDWARE

**14**  
SLIDING  
DOOR  
SYSTEMS

**15**  
MOLDINGS

**16**  
COMMERCIAL  
DISPLAY  
HARDWARE

**17**  
AUTOMOTIVE

# Hardware for Commercial Entrance

## Aluminum Extrusion Threshold

### Door Threshold Various Applications

- Material: Aluminum
- Finish: Mill Finish

Sold by unit

PRODUCT	THICKNESS	WIDTH	LENGTH	QTY/BOX
KNCT1636	7/16" (11 mm)	1 9/16" (40 mm)	36" (914 mm)	1
KNCT136	1/2" (12 mm)	3 5/8" (92 mm)	36" (914 mm)	1
KNCT1144	1/2" (12 mm)	3 5/8" (92 mm)	12' (3.7 m)	1
KNCT3936	13/16" (21 mm)	4 31/32" (126 mm)	36" (914 mm)	1

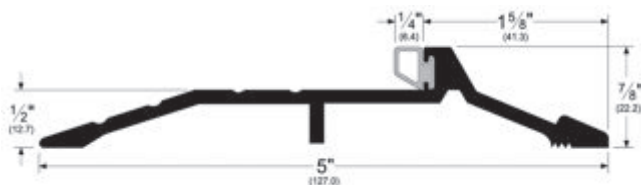
### Latching Panic Exit Door Saddle

Latching Panic thresholds are designed to work in conjunction with surface applied vertical rod exit devices. They are also used to provide a door stop and seal at the bottom of the door. Black thermo seal insert.

- Material: Aluminum
- Dimensions: 5" x 7/8" (127 x 13 mm)
- Standards and certifications: UL10C and cUL
- Finish: Mill Finish

Sold by unit

PRODUCT	QTY/BOX
CD177AT185	1



### Hinges - Pivots

#### Aldora Style Door Pivots

Suitable for aluminum doors weighing up to 125 lb (57 kg). These pivots are engineered and designed for durability, style and are easy to install.


onward

- 3/4" (19 mm) offset pivots for aluminum doors and frames
- For flush door/frame and 1/8" (3 mm) recessed door applications
- Weather resistant
- Aluminum case construction
- Vertical adjustment 1/8" (3 mm)
- Tempered steel dowel in floor
- Full race ball bearing and design, provides smooth operation on bottom pivot door portion
- No sagging, entire weight of door rests on floor-mounted pivot portion
- Pivot is unshakable, but easily removable and replaceable in unlocked position
- Maximum Load: 125 lb (57 kg)

Sold by unit

PRODUCT	FINISH	OPENING	QTY/BOX
89507BZB	Dark Bronze	Reversible for Left or Right	1
89507ALB	Satin Aluminum	Reversible for Left or Right	1

## Richelieu Section 13B





# Hardware for Commercial Entrance

## Richelieu Section 13B


1  
FRAMELESS  
SHOWER  
HARDWARE2  
STANDOFFS &  
DECORATIVE  
GLASS SHELF  
HARDWARE3  
CAULKING,  
INSULATING  
FOAM &  
GLAZING  
SPLINE4  
TOOLS &  
MACHINERY5  
SHOP  
SUPPLIES6  
FASTENERS7  
MIRROR  
HARDWARE8  
CABINET &  
FURNITURE  
GLASS  
HARDWARE9  
DOORS &  
WINDOWS  
HARDWARE10  
WEATHER  
STRIPPING11  
SCREEN &  
SCREENING  
SUPPLIES12  
GLASS  
BALUSTER  
& RAILING13  
GLASS  
ARCHITECTURAL  
HARDWARE14  
SLIDING  
DOOR  
SYSTEMS15  
MOLDINGS16  
COMMERCIAL  
DISPLAY  
HARDWARE17  
AUTOMOTIVE

### Arch Style Door Pivots

- Full face-frame installation
- Full-race bearing design
- Hardened steel stud in floor position
- Weather-resistant
- Suitable for aluminum doors
- 3/4" (19 mm) offset pivots
- 1/8" (3 mm) recessed door application
- Vertical height adjustment of 1/8" (3 mm)
- Maximum Load: 125 lb (57 kg)

Sold by unit

PRODUCT	FINISH	OPENING	QTY/BOX
89505BZB	Dark Bronze	Left-Hand Opening	1
89506BZB	Dark Bronze	Right-Hand Opening	1
89505ALB	Silver	Left-Hand Opening	1
89506ALB	Silver	Right-Hand Opening	1




### Armalite Style Door Pivots

- Full face-frame installation
- Full-race bearing design
- Hardened steel stud in floor position
- Weather-resistant
- Suitable for aluminum doors
- 3/4" (19 mm) offset pivots
- 1/8" (3 mm) recessed door application
- Vertical height adjustment of 1/8" (3 mm)
- Maximum Load: 125 lb (57 kg)

Sold by unit

PRODUCT	FINISH	OPENING	QTY/BOX
89508BZB	Dark Bronze	Left-Hand Opening	1
89509BZB	Dark Bronze	Right-Hand Opening	1
89508ALB	Satin Aluminum	Left-Hand Opening	1
89509ALB	Satin Aluminum	Right-Hand Opening	1



### Jackson Style Door Pivots - 2800 Series

- Full face-frame installation
- Full-race bearing design
- Hardened steel stud in floor position
- Weather-resistant
- Suitable for aluminum doors
- 3/4" (19 mm) offset pivots
- 1/8" (3 mm) recessed door application
- Vertical height adjustment of 1/8" (3 mm)
- Maximum Load: 125 lb (57 kg)

Sold by unit

PRODUCT	FINISH	OPENING	QTY/BOX
89500BZB	Dark Bronze	Reversible for Left or Right	1
89500ALB	Silver	Reversible for Left or Right	1



## Hardware for Commercial Entrance

Richelieu  
Section 13B

## Jackson Style Door Pivots - 3100 Series

- Full face-frame installation
- Full-race bearing design
- Hardened steel stud in floor position
- Weather-resistant
- Suitable for aluminum doors
- 3/4" (19 mm) offset pivots
- 1/8" (3 mm) recessed door application
- Vertical height adjustment of 1/8" (3 mm)
- Maximum Load: 125 lb (57 kg)

Sold by unit

PRODUCT	FINISH	OPENING	QTY/BOX
89501BZB	Dark Bronze	Left-Hand Opening	1
89502BZB	Dark Bronze	Right-Hand Opening	1
89501ALB	Silver	Left-Hand Opening	1
89502ALB	Silver	Right-Hand Opening	1




## Kawneer Style Door Pivots

- Full face-frame installation
- Full-race bearing design
- Hardened steel stud in floor position
- Weather-resistant
- Suitable for aluminum doors
- 3/4" (19 mm) offset pivots
- 1/8" (3 mm) recessed door application
- Vertical height adjustment of 1/8" (3 mm)
- Maximum Load: 125 lb (57 kg)

Sold by unit

PRODUCT	FINISH	OPENING	QTY/BOX
89504BZB	Dark Bronze	Left-Hand Opening	1
89503BZB	Dark Bronze	Right-Hand Opening	1
89504ALB	Silver	Left-Hand Opening	1
89503ALB	Silver	Right-Hand Opening	1



## Pitco Style Door Pivot

- Full face-frame installation
- Full-race bearing design
- Hardened steel stud in floor position
- Weather-resistant
- Suitable for aluminum doors
- 3/4" (19 mm) offset pivots
- 1/8" (3 mm) recessed door application
- Vertical height adjustment of 1/8" (3 mm)
- Maximum Load: 125 lb (57 kg)

Sold by unit

PRODUCT	FINISH	OPENING	QTY/BOX
89510BZB	Dark Bronze	Left-Hand Opening	1
89511BZB	Dark Bronze	Right-Hand Opening	1
89510ALB	Silver	Left-Hand Opening	1
89511ALB	Silver	Right-Hand Opening	1



# Hardware for Commercial Entrance

## Hinges - Continuous Geared Aluminum Hinge

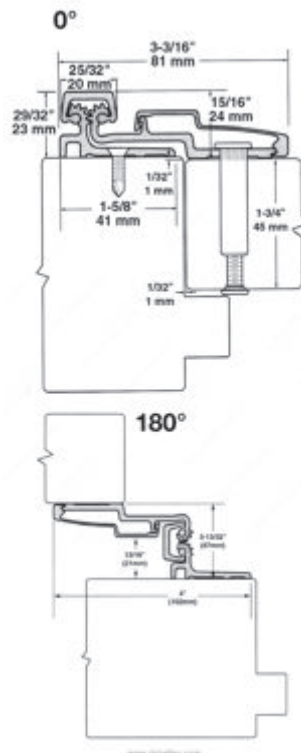
### Aluminum Roton Full-Surface Hinge

780 series standard-duty, commercial-grade hinge.

- Manufactured with thrust bearings spaced along hinge length on 5 1/8" centers
- Typical 780 series 83" Roton hinges carry door weight on sixteen bearings
- Cover channel, bearing spacing, and screw fastener location designed for heavier loads
- Screws per door: 8
- Full clearance application
- Capacity: 200 lb (91 kg)
- Material: Anodized aluminum
- Usage: Standard
- Roton hinge: Full-surface hinge

Sold by unit

PRODUCT	FINISH	LENGTH	QTY/BOX
78021008310	Satin Aluminum	83" (2.1 m)	1



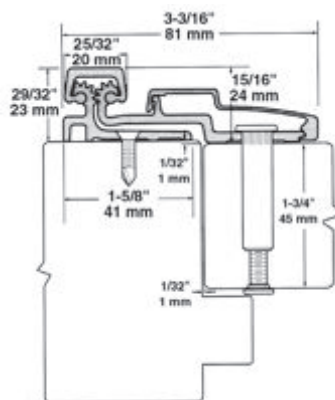
### Replacement Molding for Roton Full-Surface Aluminum Hinge

For 780210 series.

- Includes screws and Allen key
- Material: Anodized aluminum
- Usage: Standard and heavy-duty

Sold by unit

PRODUCT	FINISH	LENGTH	QTY/BOX
780210M83313	Bronze	83" (2.1 m)	1
780210M8310	Satin Aluminum	83" (2.1 m)	1



## Richelieu Section 13B



- 1 FRAMELESS SHOWER HARDWARE
- 2 STANDOFFS & DECORATIVE GLASS SHELF HARDWARE
- 3 CAULKING, INSULATING FOAM & GLAZING SPLINE
- 4 TOOLS & MACHINERY
- 5 SHOP SUPPLIES
- 6 FASTENERS
- 7 MIRROR HARDWARE
- 8 CABINET & FURNITURE GLASS HARDWARE
- 9 DOORS & WINDOWS HARDWARE
- 10 WEATHER STRIPPING
- 11 SCREEN & SCREENING SUPPLIES
- 12 GLASS BALUSTER & RAILING
- 13 GLASS ARCHITECTURAL HARDWARE
- 14 SLIDING DOOR SYSTEMS
- 15 MOLDINGS
- 16 COMMERCIAL DISPLAY HARDWARE
- 17 AUTOMOTIVE

# Hardware for Commercial Entrance

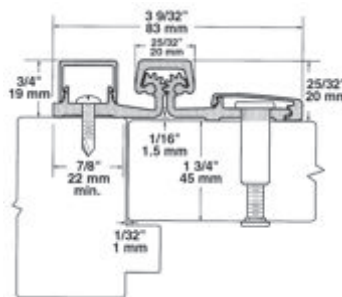
Hinges - Continuous Geared Aluminum Hinge

## Richelieu Section 13B

### Replacement Molding for Roton Full-Surface Aluminum Hinge

For 780157 series.

- Includes screws and Allen key
- Material: Anodized aluminum
- Usage: Standard and heavy-duty



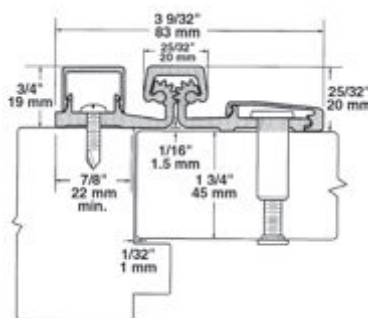
Sold by unit

PRODUCT	FINISH	LENGTH	QTY/BOX
780247M83313	Bronze	83" (2.1 m)	1
780247M8310	Satin Aluminum	83" (2.1 m)	1

### Replacement Molding for Roton Full-surface Aluminum Hinge

For 780157 series.

- Includes screws and Allen key
- Material: Anodized aluminum
- Usage: Standard and heavy-duty



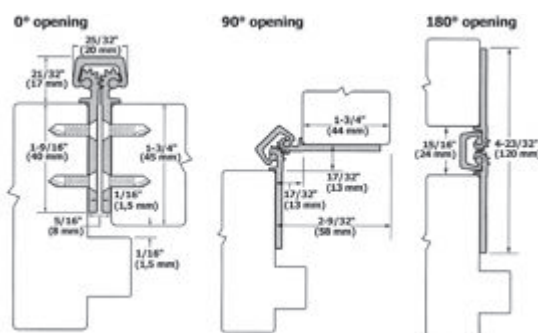
Sold by unit

PRODUCT	FINISH	LENGTH	QTY/BOX
780052M8310	Satin Aluminum	83" (2.1 m)	1

### Roton Concealed Leaf Aluminum Hinge

780 series heavy-duty, commercial-grade hinge.

- Manufactured with thrust bearings spaced along hinge length on 2-9-16" centers
- Typical 780 HD series 83" roton hinge carries door weight on 32 bearings
- Staggered screw holes to suit heavy-duty applications such as high-traffic entrance ways, classroom doors, stairwell doors, etc
- For heavy or high-frequency doors
- Screws per door: 28
- Material: Anodized aluminum
- Usage: heavy-duty
- Roton hinge: Concealed leaf hinge
- Capacity: 200 lb (91 kg)



Sold by unit

PRODUCT	FINISH	LENGTH	QTY/BOX
78011218310	Satin Aluminum	83" (2.1 m)	1
78011219510	Satin Aluminum	95" (2.4 m)	1

# Hardware for Commercial Entrance

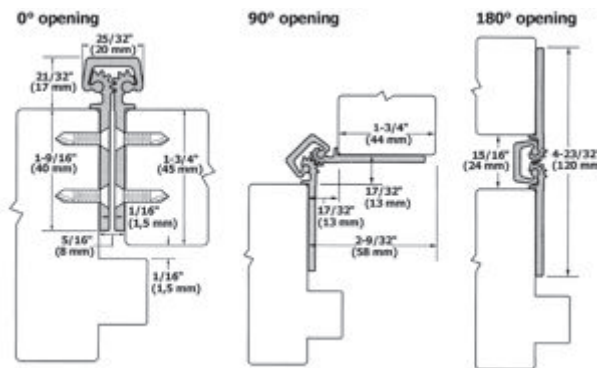
## Hinges - Continuous Geared Aluminum Hinge

### Roton Concealed Leaf Aluminum Hinge

780 series standard-duty, commercial-grade hinge.

- Manufactured with thrust bearings spaced along hinge length on 5 1/8" centers
- Typical 780 series 83" roton hinges carry door weight on sixteen bearings
- Cover channel, bearing spacing, and screw fastener location designed for heavier loads
- For medium-frequency doors up to 200 lb
- Material: Anodized aluminum
- Usage: Standard
- Roton hinge: Concealed leaf hinge
- Capacity: 200 lb (91 kg)

Sold by unit



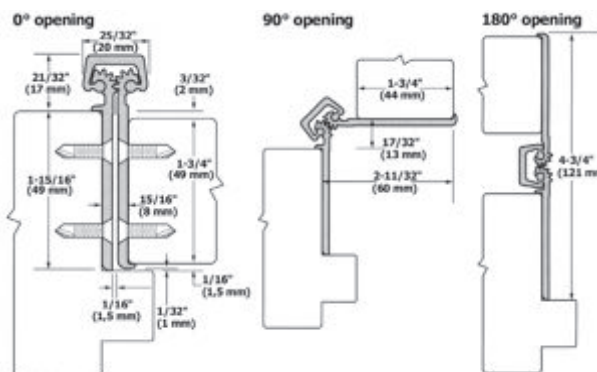
PRODUCT	FINISH	LENGTH	QTY/BOX
78011208310	Satin Aluminum	83" (2.1 m)	1

### Roton Concealed Leaf Aluminum Hinge with Door Edge Protector

780 series standard-duty, commercial-grade hinge.

- Manufactured with thrust bearings spaced along hinge length on 5 1/8" centers
- Typical 780 series 83" roton hinges carry door weight on sixteen bearings
- Cover channel, bearing spacing, and screw fastener location designed for heavier loads
- For medium-frequency doors up to 200 lb
- Screws per door: 20
- Material: Anodized aluminum
- Usage: Standard
- Roton hinge: Concealed leaf hinge
- Capacity: 200 lb (91 kg)

Sold by unit



PRODUCT	FINISH	LENGTH	QTY/BOX
78022408310	Satin Aluminum	83" (2.1 m)	1

### Roton Concealed Leaf Aluminum Hinge with Door Leaf Alignment Ribs

780 series heavy-duty, commercial-grade hinge.

- Manufactured with thrust bearings spaced along hinge length on 2-9-16" centers
- Typical 780 HD series 83" roton hinge carries door weight on 32 bearings
- Staggered screw holes to suit heavy-duty applications such as high-traffic entrance ways, classroom doors, stairwell doors, etc
- For heavy or high-frequency doors
- Screws per door: 28
- Material: Anodized aluminum
- Usage: Heavy-duty
- Roton hinge: Concealed leaf hinge
- Capacity: 200 lb (91 kg)

Sold by unit

PRODUCT	FINISH	LENGTH	QTY/BOX
78022618310	Satin Aluminum	83" (2.1 m)	1

## Richelieu Section 13B



# Hardware for Commercial Entrance

## Hinges - Continuous Geared Aluminum Hinge

### Full-Mortise Geared Hinge

- Non-handed
- Hinges are designed mainly for new door applications, and are applied so as to conceal both leaves
- cULus listed, 3 hour fire rating
- ANSI/BHMA A156.1 over 1 500 000 cycles
- 20% more aluminum at stress points
- Anodized after milling and drilling
- Concealed thrust bearings
- Template fastener pattern
- Full door/frame height
- No mortising
- No door sagging or binding
- Ideal for heavy doors
- Material: Anodized aluminum
- Standards and certifications: UL, ANSI/BHMA A156.11 and cUL
- Usage: Standard

Sold by unit

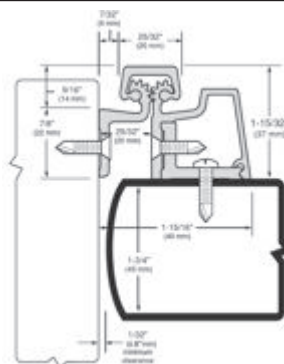
PRODUCT	FINISH	LENGTH	QTY/BOX
CDHINGE4456	Bronze	84" (2.13 m)	
CDHINGE4455	Satin Aluminum	84" (2.13 m)	1

### Roton Full-Surface Aluminum Hinge for Center Hung Door Applications

780 series heavy-duty, commercial-grade hinge.

- Manufactured with thrust bearings spaced along hinge length on 2-9-16" centers
- Typical 780 HD series 83" roton hinge carries door weight on 32 bearings
- Staggered screw holes to suit heavy-duty applications such as high-traffic entrance ways, classroom doors, stairwell doors, etc
- For heavy or high-frequency doors
- Screws per door: 22
- Material: Anodized aluminum
- Usage: Heavy-duty
- Roton Hinge: Full-surface hinge
- Capacity: 200 lb (91 kg)

Sold by unit



780-300HD

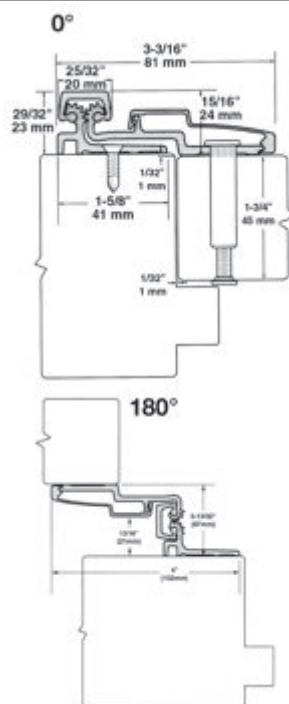
PRODUCT	FINISH	LENGTH	QTY/BOX
78030018310	Satin Aluminum	83" (2.1 m)	1

### Roton Full-Surface Aluminum Hinge

780 series heavy-duty, commercial-grade hinge.

- Manufactured with thrust bearings spaced along hinge length on 2-9-16" centers
- Typical 780 HD series 83" roton hinge carries door weight on 32 bearings
- Staggered screw holes to suit heavy-duty applications such as high-traffic entrance ways, classroom doors, stairwell doors, etc
- For heavy or high-frequency doors
- Full clearance application for heavy-duty use
- Material: Anodized aluminum
- Usage: Heavy-duty
- Roton Hinge: Full-surface hinge
- Capacity: 200 lb (91 kg)


Sold by unit



180°

PRODUCT	FINISH	LENGTH	QTY/BOX
78021018310	Satin Aluminum	83" (2.1 m)	1

## Richelieu Section 13B





# Hardware for Commercial Entrance

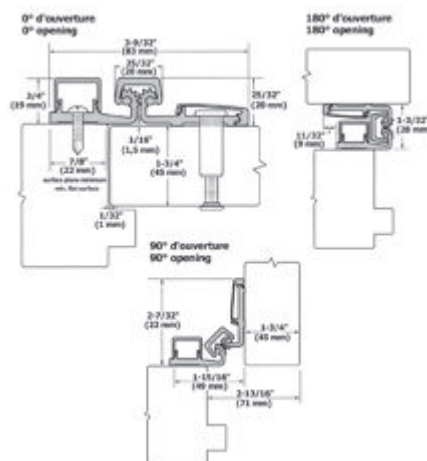
## Hinges - Continuous Geared Aluminum Hinge

### Roton Full-Surface Aluminum Hinge for Narrow Frames

- Manufactured with thrust bearings spaced along hinge length on 5 1/8" centers
- Typical 780 series 83" Roton hinges carry door weight on 16 bearings
- Cover channel, bearing spacing, and screw fastener location designed for heavier loads
- For medium-frequency doors up to 200 lb
- Screws per door: 8
- Material: Anodized aluminum
- Usage: Standard
- Roton Hinge: Full-surface hinge
- Capacity: 200 lb (91 kg)

Sold by unit

PRODUCT	FINISH	LENGTH	QTY/BOX
78015708310	Satin Aluminum	83" (2.1 m)	1



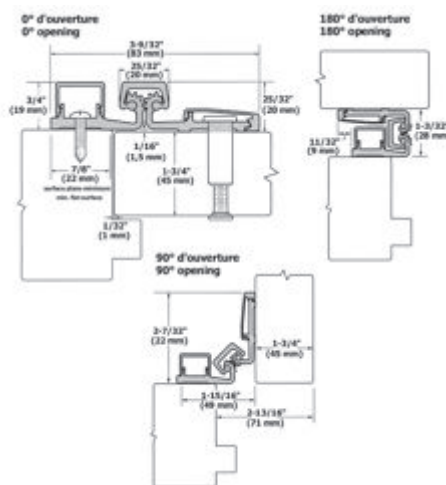
### Roton Full-Surface Aluminum Hinge for Narrow Frames

780 series heavy-duty, commercial-grade hinge.

- Manufactured with thrust bearings spaced along hinge length on 2-9-16" centers
- Typical 780 HD series 83" roton hinge carries door weight on 32 bearings
- Staggered screw holes to suit heavy-duty applications such as high-traffic entrance ways, classroom doors, stairwell doors, etc
- For heavy or high-frequency doors
- Screws per door: 10.
- Material: Anodized aluminum
- Usage: Heavy-duty
- Roton Hinge: Full-surface hinge
- Capacity: 200 lb (91 kg)

Sold by unit

PRODUCT	FINISH	LENGTH	QTY/BOX
78015718310	Satin Aluminum	83" (2.1 m)	1
78015719510	Satin Aluminum	95" (2.4 m)	1



## Richelieu Section 13B





# Hardware for Commercial Entrance

## Hinges - Continuous Geared Aluminum Hinge

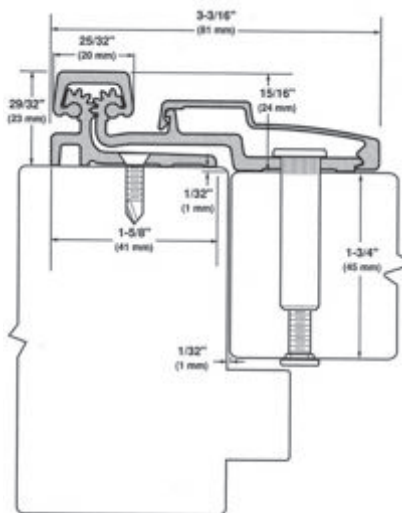
### Full-Surface Hinge Pemko

Standard duty anodized aluminum full-surface continuous geared hinges are designed mainly for retrofit work, and are applied to the exposed surfaces of the door and frame. Also available in heavy-duty models.

- Material: Anodized aluminum

Sold by unit

PRODUCT	FINISH	LENGTH	USAGE	QTY/BOX
CDHINGE4483	Bronze	83" (2.1 m)	Heavy-Duty	1
CDHINGE4481	Bronze	83" (2.1 m)	Standard	1
CDHINGE4482	Satin Aluminum	83" (2.1 m)	Heavy-Duty	1
CDHINGE4480	Satin Aluminum	83" (2.1 m)	Standard	1
CDHINGE4493	Bronze	95" (2.4 m)	Heavy-Duty	1
CDHINGE4492	Satin Aluminum	95" (2.4 m)	Heavy-Duty	1



## Richelieu Section 13B



### Door Closers

#### 1036 Series Adjustable Power Door Closer

Adjustable latching and closing speed. Compatible with left-hand and right-hand doors.

onward

- 5-year warranty
- Type: Non Hold-Open
- Dimensions: 9 5/8" x 2 13/16" x 1 25/32" (245 x 79 x 46 mm)
- Our Brands: Onward
- Standards and certifications: UL10C and ANSI A156.4

Sold by unit

PRODUCT	FINISH	MINIMUM DOOR WEIGHT	MAXIMUM DOOR WEIGHT	FORCE NO.	GRADE	QTY/BOX
1036AL	Aluminum	99 lb (45 kg)	331 lb (150 kg)	3-6	1	1
1036BZ	Bronze	99 lb (45 kg)	331 lb (150 kg)	3-6	1	1



#### 1063 Series Surface Mount Door Closer

Features precision cast aluminum alloy shell with hardened rack and pinion mechanism. Contains stable all-climate hydraulic fluid to provide constant closing speeds under extreme temperatures. Supplied with brackets for regular, top jamb or parallel arm installation and standard arm bracket shall allow 15% power adjustment. Includes independent adjustable valve to control backcheck cushioning to avoid uncontrolled opening.

- 5-year limited warranty
- Door Width - Interior: 44" (1.12 m)
- Door Width - Exterior: 36" (914 mm)
- Dimensions: 2 29/32" x 8 27/32" x 1 25/32" (74 x 225 x 45 mm)
- Standards and certifications: UL

Sold by unit

PRODUCT	FINISH	MINIMUM DOOR WEIGHT	MAXIMUM DOOR WEIGHT	FORCE NO.	QTY/BOX
CDC1063A	Satin Aluminum	88 lb (40 kg)	146 lb (66 kg)	3	1
CDC1063B	Bronze	88 lb (40 kg)	146 lb (66 kg)	3	1



# Hardware for Commercial Entrance

## Door Closers

### 1260 Series Overhead Door Closer

The dual mounting capability on the 1261 features adjustable spring sizes 1-5, and mounts to the most common commercial footprint. The cast iron body makes this one of the most durable door closing mechanisms on the market, and the all-weather hydraulic fluid it uses eliminates the need for seasonal adjustments.

- Non-sized (1-5) cylinder is adjustable for interior doors to 54" and exterior doors to 42"
- Closer mounts hinge side, top jamb and parallel arm on either right or left swinging doors
- Mounts to most common commercial footprint (3/4" x 9 1/16")
- Closer meets ADA requirements
- Standards and certifications: UL, ANSI A156.4 and cUL

Applications: For aluminum, hollow metal, or wood swinging doors and frames; Can be used with hinge or pivot mounted door; Mounts on a 1 3/4" transom without adapter plates

Sold by unit

PRODUCT	FINISH	DOOR WIDTH - INTERIOR	DOOR WIDTH - EXTERIOR	GRADE	QTY/BOX
CDC1261A	Satin Aluminum	54" (1.4 m)	42" (1 m)	1	1

### 1600 Series Fixed Power Door Closer

- 5-year warranty
- Adjustable latching speed and closing speed
- Compatible with left-hand and right-hand doors
- Type: Non hold-open
- Standards and certifications: UL10C and ANSI A156.4
- Mounting hardware included

Sold by unit

onward

PRODUCT	FINISH	MINIMUM DOOR WEIGHT	MAXIMUM DOOR WEIGHT	FORCE NO.	GRADE	CASE TYPE	QTY/BOX
1600SI10BC	Satin Aluminum	33 lb (15 kg)	66 lb (30 kg)	1	3	N°0	1
1600SI21BC	Satin Aluminum	55 lb (25 kg)	99 lb (45 kg)	2	2	N°1	1
1600SI22BC	Satin Aluminum	55 lb (25 kg)	99 lb (45 kg)	2	2	N°2	1
1600SI32BC	Satin Aluminum	88 lb (40 kg)	99 lb (45 kg)	3	2	N°2	1
1600SI33BC	Satin Aluminum	88 lb (40 kg)	143 lb (65 kg)	3	2	N°3	1
1600SI44BC	Satin Aluminum	176 lb (80 kg)	220 lb (100 kg)	4	2	N°4	1

### 4400 Series Fixed Power Door Closer



- 10-year warranty
- Compatible with left-hand and right-hand doors
- Adjustable latching and closing speeds
- Mounting hardware included
- Type: Non hold-open
- Dimensions: 9 5/8" x 2 13/16" x 1 13/16" (245 x 72 x 46 mm)
- Standards and certifications: UL10C and ANSI A156.4

Sold by unit

onward

PRODUCT	FINISH	MAXIMUM DOOR WEIGHT	FORCE NO.	GRADE	QTY/BOX
4551AL	Satin Aluminum	187 lb (85 kg)	4	1	1
4441BZ	Bronze	187 lb (85 kg)	4	1	1
4441AL	Satin Aluminum	265 lb (120 kg)	5	1	1

## Richelieu Section 13B



1  
FRAMELESS  
SHOWER  
HARDWARE

2  
STANDOFFS &  
DECORATIVE  
GLASS SHELF  
HARDWARE

3  
CAULKING,  
INSULATING  
FOAM &  
GLAZING  
SPLINE

4  
TOOLS &  
MACHINERY

5  
SHOP  
SUPPLIES

6  
FASTENERS

7  
MIRROR  
HARDWARE

8  
CABINET &  
FURNITURE  
GLASS  
HARDWARE

9  
DOORS &  
WINDOWS  
HARDWARE

10  
WEATHER  
STRIPPING

11  
SCREEN &  
SCREENING  
SUPPLIES

12  
GLASS  
BALUSTER  
& RAILING

13  
GLASS  
ARCHITECTURAL  
HARDWARE

14  
SLIDING  
DOOR  
SYSTEMS

15  
MOLDINGS

16  
COMMERCIAL  
DISPLAY  
HARDWARE

17  
AUTOMOTIVE

# Hardware for Commercial Entrance

## Door Closers

## Richelieu Section 13B

### 1700 Series Power Adjustable Door Closer

- 5-year warranty
- Non-handed
- Adjustable power range 2 to 5
- Factory preset to size 3
- Door width - Interior: 48" (1.2 m)
- Door width - Exterior: 42" (1.1 m)
- Dimensions: 1 25/32" x 9 49/64" x 2 7/8" (45 x 248 x 73 mm)
- Power adjustable arm bracket
- Maximum 180° opening angle
- Tri-pack for regular, parallel arm and top jamb installation

Sold by unit

PRODUCT	FINISH	MAXIMUM DOOR WEIGHT	FORCE NO.	QTY/BOX
CDC1700A	Aluminum	265 lb (120 kg)	2-5	1
CDC1700B	Bronze	265 lb (120 kg)	2-5	1

### 1900 Series Barrier-Free Door Closer

Multi-size closer with spring adjustment and independent valve to control the delayed action. Full-cycle hydraulic rack and pinion type with cast aluminum alloy body. Supplied with brackets for regular, top jamb or parallel arm installation and standard arm bracket shall allow 15% power adjustment.

- 10-year warranty
- Delayed action closing adjustment
- Barrier free
- Optional: Hold-Open arm available (CDC1900HOA)
- Dimensions: 2" x 11 7/8" x 2 13/32" (51 x 302 x 61 mm)
- Standards and certifications: UL, ANSI A156.4 and cUL

Sold by unit

PRODUCT	FINISH	MAXIMUM DOOR WEIGHT	DOOR WIDTH - INTERIOR	DOOR WIDTH - EXTERIOR	FORCE NO.	GRADE	QTY/BOX
CDC1900DAB	Bronze	190 lb (86 kg)	42" (1 m)	36" (914 mm)	1-4	1	1

### 4001 Series Adjustable Power Door Closer

- 10-year warranty
- Adjustable latching and closing speed
- Compatible with left-hand and right-hand doors
- Mounting hardware included
- Dimensions: 11 7/64" x 2" x 3 37/64" (280 x 51 x 91 mm)
- Standards and certifications: UL10C, ANSI A156.4, "Barrier free" and ADA

Sold by unit

onward

PRODUCT	FINISH	TYPE	MAXIMUM DOOR WEIGHT	FORCE NO.	GRADE	QTY/BOX
4001CNSAL	Satin Aluminum	Hold-Open	331 lb (150 kg)	1-6	1	1
4001AL	Satin Aluminum	Non Hold-Open	331 lb (150 kg)	1-6	1	1

### 8800 Series Power Adjustable Door Closer

This rugged multi power closer is designed for moderate to high traffic storefront applications. It combines durability with maximum flexibility with barrier free that complies with handicap accessibility requirements. Adjustable power (2 through 5), factory preset to size #3, maximum 180 opening angle, rack and pinion mechanism, tri-pack installation kit (regular, parallel arm, or top jamb), adjustable back check, barrier free.

- 10-year warranty
- Non-handed
- Mounting dimensions c/c 9-16" x 3/4"
- Standards and certifications: ANSI A156.4

Sold by unit

PRODUCT	FINISH	MAXIMUM DOOR WEIGHT	DOOR WIDTH - INTERIOR	DOOR WIDTH - EXTERIOR	FORCE NO.	GRADE	QTY/BOX
CDC8800BFAL	Satin Aluminum	265 lb (120 kg)	52" (1.3 m)	48" (1.2 m)	2-5	1	1



# Hardware for Commercial Entrance

## Door Closers

### 9000 Series Adjustable Power Door Closer

- 25-year warranty
- Reversible for right- or left-hand opening
- Cover with metal finish included
- Parallel mounting plate included
- All mounting hardware included
- Reinforcement plate sold separately
- Super quiet

- Adjustable latching speed
- Adjustable closing speed
- Adjustable backcheck cushioning
- Adjustable delayed action
- Adjustable cylinder arm
- Certifications: CUL, UL and UL 10C
- Type: hold-open

onward

Sold by unit

PRODUCT	FINISH	MINIMUM DOOR WEIGHT	MAXIMUM DOOR WEIGHT	FORCE NO.	QTY/BOX
70901610H	Satin Aluminum	66 lb (30 kg)	331 lb (150 kg)	2-6	1

### 9016 Series Adjustable Power Door Closer

- 10-year warranty
- Adjustable latching and closing speeds
- Compatible with left-hand and right-hand doors
- All mounting hardware included

- Dimensions: 11 27/32" x 2 23/64" x 2" (300 x 60 x 51 mm)
- Standards and certifications: UL10C, ANSI A156.4, "Barrier Free" and ADA

onward

Sold by unit

PRODUCT	FINISH	DOOR WEIGHT		TYPE	FORCE NO.	GRADE	QTY/BOX
		MINIMUM	MAXIMUM				
9016CSAL	Aluminum	66 lb (30 kg)	331 lb (150 kg)	Door Stop	2-6	1	1
9016CSHAL	Aluminum	66 lb (30 kg)	331 lb (150 kg)	Door Stop, Hold-Open	2-6	1	1
9016HAL	Aluminum	66 lb (30 kg)	331 lb (150 kg)	Hold-Open	2-6	1	1
9016AL	Aluminum	66 lb (30 kg)	331 lb (150 kg)	Non Hold-Open	2-6	1	1

### 4300 Series Door Closer

The TC4300 is our heaviest duty closer for institutional and all other high traffic demanding applications. It has a wide choice of options and installation accessories to accommodate the requirements specified in any industrial or institutional environment.

- 25-year warranty
- Non-handed - full cover
- Multi-size springs 1-6 adjustable power ADA compliant
- Three independent regulating valves - control sweep and latch closing speeds, also backcheck cushion

- Tri packed- regular pull side, top jamb, parallel arm
- Standards and certifications: UL10C, ANSI A156.4 and ADA

Sold by unit

PRODUCT	FINISH	DOOR WIDTH - INTERIOR	DOOR WIDTH - EXTERIOR	FORCE NO.	GRADE	QTY/BOX
CDC4300A	Aluminum	48"	60"	1-6	1	1

## Richelieu Section 13B



1  
FRAMELESS  
SHOWER  
HARDWARE

2  
STANDOFFS &  
DECORATIVE  
GLASS SHELF  
HARDWARE

3  
CAULKING,  
INSULATING  
FOAM &  
GLAZING  
SPLINE

4  
TOOLS &  
MACHINERY

5  
SHOP  
SUPPLIES

6  
FASTENERS

7  
MIRROR  
HARDWARE

8  
CABINET &  
FURNITURE  
GLASS  
HARDWARE

9  
DOORS &  
WINDOWS  
HARDWARE

10  
WEATHER  
STRIPPING

11  
SCREEN &  
SCREENING  
SUPPLIES

12  
GLASS  
BALUSTER  
& RAILING

13  
GLASS  
ARCHITECTURAL  
HARDWARE

14  
SLIDING  
DOOR  
SYSTEMS

15  
MOLDINGS

16  
COMMERCIAL  
DISPLAY  
HARDWARE

17  
AUTOMOTIVE

# Hardware for Commercial Entrance

## Door Closers

### 700 Series Surface Mount Door Closer

Ideal for medium duty commercial interior/exterior doors. Non-handed, rack and pinion mechanism, contains non-gumming/non-freezing hydraulic fluid to allow constant closing speeds under extreme temperatures. Includes adjustable backcheck. Contains all necessary fasteners and brackets for a variety of installations (parallel arm, top jamb or regular). Universal retrofit hole spacing (9 1/16" x 3/4").

- 5-year warranty
- Standards and certifications: UL and cUL

Sold by unit

PRODUCT	FINISH	DOOR WEIGHT		DOOR WIDTH - INTERIOR	DOOR WIDTH - EXTERIOR	FORCE NO.	QTY/ BOX
		MINIMUM	MAXIMUM				
CDC784A	Satin Aluminum	126 lb (57 kg)	190 lb (86 kg)	48" (1.2 m)	44" (1.1 m)	4	1
CDC784B	Bronze	126 lb (57 kg)	190 lb (86 kg)	48" (1.2 m)	44" (1.1 m)	4	1
CDC785A	Satin Aluminum	176 lb (80 kg)	265 lb (120 kg)	52" (1.3 m)	48" (1.2 m)	5	1
CDC785B	Bronze	176 lb (80 kg)	265 lb (120 kg)	52" (1.3 m)	48" (1.2 m)	5	1

### 7300 Series Surface Closer

- Non-handed for regular, top jamb, and parallel arm applications
- Quick and easy to install
- Compact design
- Two noncritical adjusting valves (sweep and latch) work to provide consistent closing speeds under a wide variety of temperatures
- Adjustable backcheck provides cushioning when the door is abusively opened
- Door closer certified for ANSI Grade 1
- Standards and certifications: UL, UL10C, ANSI A156.4, cUL and CSFM

Sold by unit

PRODUCT	FINISH	FORCE NO.	QTY/BOX
CDC7305A	Satin Aluminum	5	1
CDC7305B	Bronze	5	1

### 4041 Series Heavy-Duty Surface Door Closer

The 4041 is a flexible heavy-duty closer designed for institutional and other rugged high traffic applications.

- 30-year warranty
- Cast iron cylinder offers proven durability
- Forged steel main arm Double heat treated steel pinion
- Non-handed
- Non-sized cylinder is adjustable for interior doors to 60" and exterior doors to 48"
- Closer mounts hinge side, top jamb, and parallel arm w/PA Shoe on either right or left swinging doors
- All weather fluid eliminates seasonal adjustment
- Standards and certifications: UL10C, ANSI A156.4 and ADA

Sold by unit

PRODUCT	FINISH	DOOR WIDTH - INTERIOR	DOOR WIDTH - EXTERIOR	FORCE NO.	GRADE	QTY/ BOX
CDC4041A	Satin Aluminum	60" (1.5 m)	48" (1.2 m)	1-6	1	1
CDC4041B	Bronze	60" (1.5 m)	48" (1.2 m)	1-6	1	1

## Richelieu Section 13B



# Hardware for Commercial Entrance

## Door Closers

### 8900 Series Heavy-Duty Closer

The 8900 Series heavy-duty, 10 million cycle closers represent the latest in door control technology, combining over a quarter century of proven performance with its hydraulic control system and modern architecturally styled aesthetics. Featuring full range spring power adjustment and backcheck, along with a narrow projection full cover and flatform style arm, the 8900 Series results in the perfect combination of durability, reliability, and appearance. Non-handed, tri-pack (reg,TJ,PA) standard, full adjustment using backcheck, POS (PA mount), sweep and latch valves.

- 25-year warranty
- Dimensions: 2 1/8" x 13" x 3 9/32" (54 x 330 x 83 mm)
- Standards and certifications: UL, UL10C, ANSI A156.4, cUL, CSFM, ANSI/BHMAS A117.1 and ADA

Sold by unit

PRODUCT	FINISH	FORCE NO.	GRADE	QTY/BOX
CDC8916	Satin Aluminum	1-6	1	1

### Hinge Pin Door Closer

- For all interior doors using 3" to 4" butt hinges

Sold by unit

PRODUCT	FINISH	QTY/BOX
2214BR	Brass	1

### Soft-Close System

This system ensures the automatic closing of the door. Its durable mechanism is designed to slow the door to a close to prevent it from slamming. It then pulls the door to its final closed position.

- Self and soft-close
- Capacity per door: 15 to 40 kg (33 to 88 lb)
- Panel thickness: Min. 33 mm (1 5/16")

Sold by unit

PRODUCT	FINISH	APPLICATION	QTY/BOX
7582302100	Gray	Right-handed Opening	1
7582403	Satin Aluminum	Left-handed Opening	1
7582402	Satin Aluminum	Right-handed Opening	1

## Richelieu Section 13B



**1**  
FRAMELESS  
SHOWER  
HARDWARE

**2**  
STANDOFFS &  
DECORATIVE  
GLASS SHELF  
HARDWARE

**3**  
CAULKING,  
INSULATING  
FOAM &  
GLAZING  
SPLINE

**4**  
TOOLS &  
MACHINERY

**5**  
SHOP  
SUPPLIES

**6**  
FASTENERS

**7**  
MIRROR  
HARDWARE

**8**  
CABINET &  
FURNITURE  
GLASS  
HARDWARE

**9**  
DOORS &  
WINDOWS  
HARDWARE

**10**  
WEATHER  
STRIPPING

**11**  
SCREEN &  
SCREENING  
SUPPLIES

**12**  
GLASS  
BALUSTER  
& RAILING

**13**  
GLASS  
ARCHITECTURAL  
HARDWARE

**14**  
SLIDING  
DOOR  
SYSTEMS

**15**  
MOLDINGS

**16**  
COMMERCIAL  
DISPLAY  
HARDWARE

**17**  
AUTOMOTIVE



# Hardware for Commercial Entrance

## Door Closers - Floor-Concealed Door Closers

### BTS75 Floor Mounted Door Closers

The BTS75V Series of floor-concealed door closers offer adaptability to almost any installation. The closer's compact body permits its use where a larger closer would be prohibitive. Versatility allows installation in thin slab concrete subfloor construction. A wide selection of interchangeable spindles makes the BTS75V suitable for virtually any floor covering or threshold application.

Adjustable spring power from size 1– 4 allows the necessary adjustment required for both barrier-free and non-barrier-free openings, giving ultimate installation flexibility. Trouble-free performance under adverse climatic and traffic conditions makes the BTS75V floor-concealed closer dependable and a perfect choice for even the most rigorous applications. For total control and uncompromising creativity for any door opening, specify a BTS75V floor-concealed closer.

- Door width: 24" to 36"

Sold by unit

PRODUCT	TYPE	QTY/BOX
CDCBTS75105HO	105° Hold-Open	1
CDCBTS7590HO	90° Hold-Open	1
CDCBTS757414	Brushed Stainless Cover Plate	1
CDCBTS75VNHO	Non Hold-Open	1

### BTS80 Concealed Floor Closer

The BTS80 Series of floor-concealed door closers offer adaptability to almost any installation. The closer's compact body permits its use where a larger closer would be prohibitive. Versatility allows installation in thin slab concrete subfloor construction. A wide selection of interchangeable spindles makes the BTS80 suitable for virtually any floor covering or threshold application. Because the BTS80 can control exceptionally heavy single- and double-acting doors, you can incorporate the floor closer into almost any design to meet most materials, size, and weight requirements. Please see technical document for further details.

Note: Photo shows spindle (CDCBTS series) and cover plate (No. CDCBTS807410), these items sold separately.

Sold by unit

PRODUCT	DESCRIPTION	QTY/BOX
CDCBTS803	Size 3 (Barrier Free)	1
CDCBTS80	Size 4 (Standard)	1
CDCBTS806	Size 6 (Strong)	1

## Door Closers - Overhead Concealed Door Closers

### Medium Duty Overhead Concealed Closers

Interchangeable with Jackson® style overhead concealed door closers. Extended 3/4" (19 mm) Long spindle for use with patch fittings and door rail hardware. UL listed.

Overhead concealed closers for patch fittings and door rails have a longer spindle approximately 3/4" (19 mm), the preferred length when used in conjunction with patch hardware fittings. The closer has dual action valves for closing operation (one valve for closing, one valve for latching). Mounting clips and instructions are included with each door closer body.

- Standards and certifications: UL

Sold by unit

PRODUCT	TYPE	SPINDLE LENGTH	QTY/BOX
CDCRL9170	105° Hold-Open	3/4" (19 mm)	1
CDCRL9172	105° Non Hold-Open	3/4" (19 mm)	1
CDCRL9160	90° Hold-Open	3/4" (19 mm)	1
CDCRL9162	90° Non Hold-Open	3/4" (19 mm)	1

## Richelieu Section 13B





# Hardware for Commercial Entrance

## Door Closers - Overhead Concealed Door Closers

### Jackson Medium Duty Closer Body

- Jackson closer body only. ADA compliant
- For quick identification, spindle is stamped with opening degrees and function (HO/NHO)
- Suitable for doors from 30" to 48" wide
- Features dual valves to control closing and latching speeds. Door Closers fit into standard 1 3/4" x 4", or larger, header extrusions
- Force No.: Fixed

Sold by unit

PRODUCT	TYPE	SPINDLE LENGTH	QTY/BOX
CDC4250	105° Hold-Open	7/8" (22 mm)	1
CDC4248	105° Non Hold-Open	7/8" (22 mm)	1
CDC4249	90° Hold-Open	7/8" (22 mm)	1
CDC4251	90° Non Hold-Open	7/8" (22 mm)	1

### Dorma RTS88 Door Closer with Header

The DORMA glas headers, which incorporate the RTS 88 overhead concealed door closers, offer the perfect solution for those who prefer the aesthetic advantages of a concealed closer. The design of the DORMA glas header System allows for a glazing pocket to be snapped into the header tube to permit a seamless transition to the sidelite glazing. Roll-in gaskets complete the installation.

Complete Dorma door closer model RTS88 including aluminum header.

Sold by unit

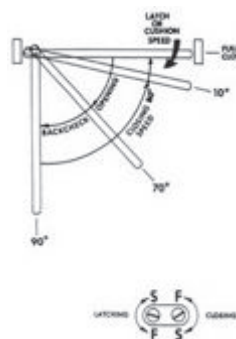
PRODUCT	FINISH	LENGTH	QTY/BOX
RTS88HEADER	Stainless Steel	36" (914 mm)	1
RTS88HEADERBS	Satin Aluminum	36" (914 mm)	1
RTS88HEADER2	Satin Aluminum	72" (1.8 m)	1

### Kawneer Husky Overhead Concealed Closer

"STOUT" door closer replaces old Kawneer Husky "Shotgun" style closer. This concealed closer has two-speed closing control to prevent the door from slamming against the stop on single acting applications, and to prevent over-swing on double acting applications.

Cross reference

- 7730 works as Kawneer 37-629
- 7731 works as Kawneer 37-627
- 7732 works as Kawneer 37-628



Sold by unit

PRODUCT	TYPE	MAXIMUM WEIGHT	FORCE NO.	QTY/BOX
CDC7730	105° Hold-Open	243 lb (110 kg)	#4	1
CDC7731	105° Non Hold-Open	243 lb (110 kg)	#4	1
CDC7732	90° Hold-Open	243 lb (110 kg)	#4	1

## Richelieu Section 13B



**1**  
FRAMELESS  
SHOWER  
HARDWARE

**2**  
STANDOFFS &  
DECORATIVE  
GLASS SHELF  
HARDWARE

**3**  
CAULKING,  
INSULATING  
FOAM &  
GLAZING  
SPLINE

**4**  
TOOLS &  
MACHINERY

**5**  
SHOP  
SUPPLIES

**6**  
FASTENERS

**7**  
MIRROR  
HARDWARE

**8**  
CABINET &  
FURNITURE  
GLASS  
HARDWARE

**9**  
DOORS &  
WINDOWS  
HARDWARE

**10**  
WEATHER  
STRIPPING

**11**  
SCREEN &  
SCREENING  
SUPPLIES

**12**  
GLASS  
BALUSTER  
& RAILING

**13**  
GLASS  
ARCHITECTURAL  
HARDWARE

**14**  
SLIDING  
DOOR  
SYSTEMS

**15**  
MOLDINGS

**16**  
COMMERCIAL  
DISPLAY  
HARDWARE

**17**  
AUTOMOTIVE

# Hardware for Commercial Entrance

## Door Closers - Overhead Concealed Door Closers

## Richelieu Section 13B

### RTS88 Series Overhead Concealed Door Closers

The DORMA RTS88 overhead concealed door closer offers the perfect solution to those seeking the aesthetic advantages of a concealed door closer.

The RTS88 closer has a compact body size which fits into a 1 3/4" x 4" header for aluminum frames and is also easily adaptable to wood and hollow metal frame configurations. Openings fitted with the RTS88 are capable of 90° or 105° maximum opening door swing, trim conditions permitting. Sweep and latch closing speeds are controlled by two non-critical temperature compensating valves to ensure constant closing speeds even under the most extreme temperature conditions. A built-in pressure relief valve protects the closer from abuse due to forced closing. A cushion at 90° or 105°, depending on the model selected, helps protect the door, frame, and adjoining structure.

The RTS88 may be used on doors weighing up to a maximum of 250 lb (interior) or 200 lb (exterior), including all hardware. The closer may be used on exterior doors up to a maximum width of 3"-6" and interior doors up to a maximum width of 4'.

- 5-year warranty
- Standards and certifications: ANSI A156.4 and ADA
- Door width - Interior: 48" (1.2 m)
- Door width - Exterior: 42" (1 m)
- Maximum door weight: 200 to 250 lb (91 to 113 kg)
- Color/Finish: Satin aluminum

Sold by unit

PRODUCT	TYPE	FORCE NO.	SPINDLE LENGTH	QTY/BOX
RTS88105HO	105° Hold-Open	#3	1/2" (Regular Spindle)	1
RTS88105HOL	105° Hold-Open	#3	3/4" (Extended Spindle)	1
RTS88105HOLBF	105° Hold-Open (Barrier Free)	#3	3/4" (Extended Spindle)	1
RTS88105NHO	105° Non-Hold-Open	#3	1/2" (Regular Spindle)	1
RTS88105NHOL	105° Non-Hold-Open	#3	3/4" (Extended Spindle)	1
RTS88105NHOSZ4	105° Non-Hold-Open	#4	1/2" (Regular Spindle)	1
RTS88105NHOLSZ4	105° Non-Hold-Open	#4	3/4" (Extended Spindle)	1
RTS88105NHOLBF	105° Non-Hold-Open (Barrier Free)	#3	3/4" (Extended Spindle)	1
RTS8890HO	90° Hold-Open	#3	1/2" (Regular Spindle)	1
RTS8890HOL	90° Hold-Open	#3	3/4" (Extended Spindle)	1
RTS8890NHO	90° Non-Hold-Open	#3	1/2" (Regular Spindle)	1
RTS8890NHOL	90° Non-Hold-Open	#3	3/4" (Extended Spindle)	1

### Husky Door Closer Retrofit Kit

Replaces discontinued "Shotgun" closer with a Jackson or Dorma concealed overhead door closer.

Sold by unit

PRODUCT	QTY/BOX
CDC1819	1



# Hardware for Commercial Entrance

## Door Closers - Arms

### 8534 Arm with Adjustable Bottom Plate

Top center arm with adjustable bottom plate.

Sold by unit

PRODUCT	QTY/BOX
CDC8534	1

### BTS Adjustable Center Hung Bottom Door Closer Arm

Non-handed center-hung bottom arm for LM and BTS series closer pivots.

Sold by unit

PRODUCT	DESCRIPTION	QTY/BOX
CDCBTS807422	For Aluminum Doors	1
CDCBTS807421	For Wood Doors	1

### LCN 4040 Series Hold-Open Arm

LCN 4040HOA hold-open arm is a non-handed arm that is intended for use with pull side or top-jamb hold-open applications to a maximum opening of 120 degrees.

Sold by unit

PRODUCT	QTY/BOX
CDC4040HOAAL	1

### Overhead Concealed Center Hung Arm

A & K type center hung end-load arms: these styles have no in or out adjustment. The bolts at the end of the arm adjust the centering of the door. Use in proper top rail depth with an opening at the end of the rail.

S type center hung side-load arm: have an adjusting screw at the end of the arm to adjust in or out to match the jambs. The two bolts at the other end adjust the centering of the door. Use in 1/2" (12 mm) depth top rails with a notch on the side.

Sold by unit

PRODUCT	DESCRIPTION	QTY/BOX
CDC8010A	"A" Type End-Load Arm (ELA): 1" depth	1
CDC8010AS	"A" Type End-Load Arm (ELA) Short	1
CDC8010K	"K" Type End Load Arm (KRM): 5/8" depth	1
CDC8010S	"S" Type Side Load Arm (SLA): 1/2" depth	1

## Richelieu Section 13B



# Hardware for Commercial Entrance

## Door Closers - Arms

## Richelieu Section 13B

### RTS88 Door Closer Arm

For Dorma RTS88 series door closer. Available in several common configurations.

Sold by unit

PRODUCT	DESCRIPTION	QTY/BOX
CDC8836	End Load Arm	1
CDC8836S	End Load Arm (Short)	1
CDC8835	End Load Arm 1" Depth	1
CDC8838	End Load Arm 3/4" Depth	1
CDC8837	End Load Arm 5/8" Depth	1
CDC8812	Side Arm	1
CDC8831	Side Load	1
CDC8832	Side Load Arm 5/8" Depth for Wood doors	1



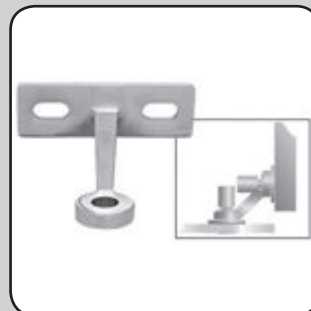
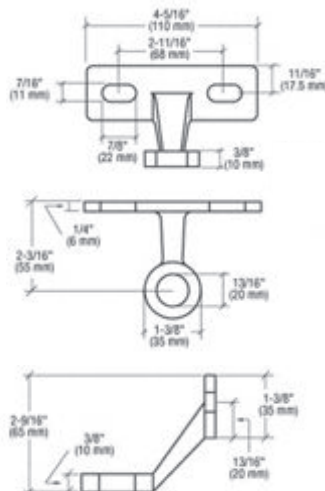
### Single Arm Wall/Fin Mounted Fitting

Used to attach a single glass panel to a wall or structural fin. Comes with two M10-1.5 x 59 mm (2 5/16") stainless steel threaded studs and two matching cap nuts with washers.

- Compact design for minimal obstruction
- Complete with hardware to mount to wall or structural fin
- Glass attachments sold separately
- Finish: Stainless Steel

Sold by unit

PRODUCT	QTY/BOX
CDGRF1BS	1





### 9016 Series Parts and Accessories

For 9016 Series Adjustable Door Closer.

- Finish: Satin Aluminum

Sold by unit

ID	PRODUCT	DESCRIPTION	QTY/BOX
A	9016CSA	Cushion Stop	1
B	9016HCSA	Adjustable Holding Arm	1
C	9016DP	Drop Plate	1
D	9016B	Full Body Assembly	1
E	9016HA	Holding Device (Maintains the door in the position)	1
F	9016NDP	Small Drop Plate	1
G	9016PB	Parallel Bracket	1
H	9016MAA	Central Arm	1



# Hardware for Commercial Entrance

## Door Closers - Spindles

### Adjustable Floor Mounted Free-Swinging Pivot

Floor-mounted free-swinging pivot designed for bottom suspension plates. Height adjustable by 5 mm.

Sold by unit

PRODUCT	Ø	CAPACITY	QTY/BOX
CD1NT403	9/16" (14 mm)	220 lb (100 kg)	1

### BTS80 Spindle for Floor Door Closer

Door Closers with extended spindle inserts are used with thresholds, carpet floors, terrazzo pans or in cases where more clearance between the door and floor is required.

- Finish : Zinc plated
- Material: Sturdy steel construction

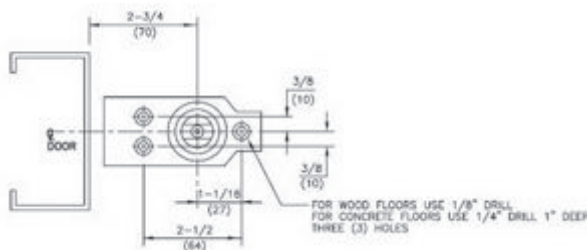
Sold by unit

PRODUCT	DESCRIPTION	QTY/BOX
CDCBTS74005	1/2" Door Clearance	1
CDCBTS74012	13/16" Door Clearance	1
CDCBTS74010	3/4" Door Clearance	1
CDCBTS74003	5/16" Door Clearance	1
CDCBTS74007	5/8" Door Clearance	1
CDCBTS74015	7/8" Door Clearance	1
CDCBTS80005L	Offset LH, 1/2" Clear	1
CDCBTS80010L	Offset LH, 3/4" Clear	1
CDCBTS80003L	Offset LH, 5/16" Clear	1
CDCBTS80015L	Offset LH, 7/8" Clear	1
CDCBTS80005R	Offset RH, 1/2" Clear	1
CDCBTS80010R	Offset RH, 3/4" Clear	1
CDCBTS80003R	Offset RH, 5/16" Clear	1
CDCBTS80015R	Offset RH, 7/8" Clear	1

### LM Series Standard Floor Bearing 7471K

Standard floor bearing with thrust roller bearing. Mounts directly on floor with 3/4" clearance provided under door.



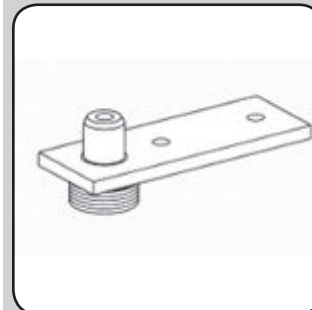
- Cover cap included



Sold by unit

PRODUCT	CAPACITY	QTY/BOX
CDPIVOT7471K	440 lb (200 kg)	1

## Richelieu Section 13B



# Hardware for Commercial Entrance

## Door Closers - Door Closing Accessories

## Richelieu Section 13B

### 4 1/2" Cover Plate for Overhead Concealed Door Closers

This cover plate is designed for use with aluminum headers. Spindle and valve access holes are pre-fabricated.

Sold by unit

PRODUCT	MATERIAL	QTY/BOX
CDC8010CPAL	Aluminum	1

### Cover Plate for BTS80 Closer

Universal cover plate 7410, suitable for left/right hand doors with a center pivot or 3/4" offset or 1 1/2" offset.

Sold by unit

PRODUCT	FINISH	QTY/BOX
CDCBTS807410	Stainless Steel	1

### Flat Snap-in Channel

- Material: Anodized aluminum
- Glass thickness: 1/2" (12 mm)

Sold by unit

PRODUCT	FINISH	LENGTH	SPINDLE LENGTH	QTY/BOX
CDFS1SA120	Satin Aluminum	120" (3 m)	3/4" (19 mm)	1

### Header Channel

For 4" header.

- Material: Anodized aluminum
- Height: 1 3/4" (44 mm)
- Width: 4" (102 mm)

Sold by unit


PRODUCT	FINISH	LENGTH	QTY/BOX
CDHC4SA120	Satin Aluminum	120" (3 m)	1

### Dorma Drop Plate for 8916 Series Closer

For parallel arm installation of 8900 Series closers when top door rail is less than 5 3/4" (146 mm) for non-Hold-Open and plunger Hold-Open. When top door rail is less than 6" (152 mm) for friction applications [assuming 5/8" (16 mm) stop dimension].

Sold by unit

PRODUCT	LENGTH	WIDTH	QTY/BOX
CDDP89	13" (330 mm)	4 1/2" (114 mm)	1



# Hardware for Commercial Entrance

## Panic Bar Hardware & Exit Devices

### Touch Pad Exit Device

Mounting type: Non-handed rim or surface vertical rod

- Field sizeable
- Easy installation with template
- 2 3/4" (70 mm) backset
- Retrofit 161 door prep
- Optional exterior trims available
- Material: heavy gauge steel
- Stainless steel latch bolts
- Stainless steel springs
- Conforms to ANSI A156.3 Grade 2
- cUL and UL listed for "Panic Hardware"
- 96" (2 438 mm) door vertical rod extension available
- 1-year limited warranty

Sold by unit

PRODUCT	FINISH	QTY/BOX
CD18500C32	Stainless Steel	1

### Panic Bar Concealed Aluminum

Extruded aluminum contoured crossbar.

- Material: high tensile strength aluminum
- Concealed fastening
- Stainless steel latch bolts
- Stainless steel springs

Sold by unit

PRODUCT	FINISH	QTY/BOX
CD1185C28	Aluminum	1

### Panic Bar Rim Exit Device

The rim type crossbar exit device shall be handed, field sizeable, and shall project no more than 4 5/8" (118 mm) from the door surface. Dogging of the exit device is permitted with the use of a slotted key or outside cylinder. The exit device must be supplied with all the necessary mounting fasteners.

Rim type exit device with 36" (914 mm) crossbar, handed (LHR or RHR); complete set.

Sold by unit

PRODUCT	FINISH	QTY/BOX
CD1195C28RHR	Aluminum	1

## Richelieu Section 13B



1  
FRAMELESS  
SHOWER  
HARDWARE

2  
STANDOFFS &  
DECORATIVE  
GLASS SHELF  
HARDWARE

3  
CAULKING,  
INSULATING  
FOAM &  
GLAZING  
SPLINE

4  
TOOLS &  
MACHINERY

5  
SHOP  
SUPPLIES

6  
FASTENERS

7  
MIRROR  
HARDWARE

8  
CABINET &  
FURNITURE  
GLASS  
HARDWARE

9  
DOORS &  
WINDOWS  
HARDWARE

10  
WEATHER  
STRIPPING

11  
SCREEN &  
SCREENING  
SUPPLIES

12  
GLASS  
BALUSTER  
& RAILING

13  
GLASS  
ARCHITECTURAL  
HARDWARE

14  
SLIDING  
DOOR  
SYSTEMS

15  
MOLDINGS

16  
COMMERCIAL  
DISPLAY  
HARDWARE

17  
AUTOMOTIVE



# Hardware for Commercial Entrance


## Panic Bar Hardware & Exit Devices

## Richelieu Section 13B

### Panic Bar Bolt

Sold by unit

PRODUCT	LENGTH	QTY/BOX
CDSTUD2109	11/16" (17 mm)	1
CDSTUD2116	1" (25 mm)	1



### Rim-Type Panic Bar - PB236

- Door height: Up to 7'0" (7'0" standard)
- Door width: 2'6" to 3'0" (3'0" standard)
- Stile: 4 1/4" minimum
- Recommended mounting height: 40 5/16" from finished floor to center line of panic bar
- Mounting: Furnished standard with sheet metal and machine screws
- Cylinders: 6-pin standard where applicable
- Dogging: 1/4-turn hex key dogging (non-fire-rated models only)
- UL Listed: ANSI Grade 1
- Material: Push bar in extruded anodized aluminum, spring in stainless steel
- Latch bolts: 3/4" throw, stainless steel
- Deadbolts: 5/8" stainless steel
- Strike: For 5/8" stop, with shim for 1/2" stop
- Projection: 2 1/2" maximum, 1 7/8" depressed
- Handling: Non-handed; reversible for all functions and trims
- Door thickness: 1 3/4" standard
- Backset: 2 3/4"
- Top latchbolt: 3/4" throw, stainless steel
- Top deadbolt: 1/2" throw, steel bolt
- Bottom latchbolt: 3/4" throw, stainless steel
- 10-year limited warranty
- Standards and certifications: ANSI A156.3, UL, UL10C

Sold by unit

onward

PRODUCT	FINISH	FIRE RESISTANCE	QTY/BOX
PB236FAL	Aluminum	1h30	1
PB236AL	Aluminum	N/A	1
PB236FDB	Dark Bronze	1h30	1
PB236DB	Dark Bronze	N/A	1



### Rim-Type Panic Bar - PB436

- Door height: Up to 7'0" (7'0" standard)
- Door width: 2'6" to 3'0" (3'0" standard)
- Stile: 4 1/4" minimum
- Recommended mounting height: 40 5/16" from finished floor to center line of panic bar
- Mounting: Furnished standard with sheet metal and machine screws
- Cylinders: 6-pin standard where applicable
- Dogging: 1/4-turn hex key dogging (non-fire-rated models only)
- UL Listed: ANSI Grade 2
- Material: Push bar in extruded anodized aluminum, spring in stainless steel
- Latch bolts: 3/4" throw, stainless steel
- Deadbolts: 5/8" stainless steel
- Strike: For 5/8" stop, with shim for 1/2" stop
- Projection: 2 1/2" maximum, 1-7/8" depressed
- Handling: Non-handed; reversible for all functions and trims
- Door thickness: 1 3/4" standard
- Backset: 2 3/4"
- Top latchbolt: 3/4" throw, stainless steel
- Top deadbolt: 1/2" throw, steel bolt
- Bottom latchbolt: 3/4" throw, stainless steel
- 10-year limited warranty

Sold by unit

onward

PRODUCT	FINISH	FEATURE	QTY/BOX
PB436MAL1	Aluminum	—	1
PB436MDB2	Dark Bronze	With Thumbpiece Entry Function	1



# Hardware for Commercial Entrance

## Panic Bar Hardware & Exit Devices

### Vertical Rod Panic Bar, Grade 1 - PB236

- Door height: Up to 7'0" (7'0" standard)
- Door width: 2'6" to 3'0" (3'0" standard)
- Stile: 4 1/4" minimum
- Recommended mounting height: 40 5/16" from finished floor to center line of panic bar
- Mounting: Furnished standard with sheet metal and machine screws
- Cylinders: 6-pin standard where applicable
- Dogging: 1/4-turn hex key dogging (non-fire-rated models only)
- UL Listed: ANSI Grade 1
- Operation: Exit by placing slight pressure on the push bar on any point and at any time
- Material: Push bar in extruded anodized aluminum, spring in stainless steel
- Latch bolts: 3/4" throw, stainless steel
- Deadbolts: 5/8" stainless steel
- Finish: Push bar anodized, cover painted
- Strike: For 5/8" stop, with shim for 1/2" stop
- Projection: 2 1/2" maximum, 1-7/8" depressed
- Handing: Non-handed; reversible for all functions and trims
- Door thickness: 1 3/4" standard
- Backset: 2 3/4"
- Top latchbolt: 3/4" throw, stainless steel
- Top deadbolt: 1/2" throw, steel bolt
- Bottom latchbolt: 3/4" throw, stainless steel
- 10-year limited warranty

Sold by unit

PRODUCT	FINISH	QTY/BOX
PB236VFAL	Aluminum	1
PB236VAL	Aluminum	1
PB236VFDB	Dark Bronze	1
PB236VDB	Dark Bronze	1


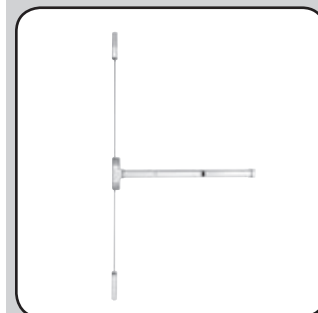
### Vertical-Rod Panic Bar, Grade 2 - PB336

- Door height: Up to 7'0" (7'0" standard)
- Door width: 2'6" to 3'0" (3'0" standard)
- Stile: 4 1/4" minimum
- Recommended mounting height: 40 5/16" from finished floor to center line of panic bar
- Mounting: Furnished standard with sheet metal and machine screws
- Cylinders: 6-pin standard where applicable
- Dogging: 1/4-turn hex key dogging (non-fire-rated models only)
- UL listed: ANSI Grade 1
- Material: Push bar in extruded anodized aluminum, spring in stainless steel
- Latch bolts: 3/4" throw, stainless steel
- Deadbolts: 5/8" stainless steel
- Strike: For 5/8" stop, with shim for 1/2" stop
- Projection: 2 1/2" maximum, 1 7/8" depressed
- Handing: Non-handed; reversible for all functions and trims
- Door thickness: 1 3/4" standard
- Backset: 2 3/4"
- Top latchbolt: 3/4" throw, stainless steel
- Top deadbolt: 1/2" throw, steel bolt
- Bottom latchbolt: 3/4" throw, stainless steel
- 10-year limited warranty

Sold by unit

PRODUCT	FINISH	QTY/BOX
PB336VFAL	Aluminum	1
PB336VAL	Aluminum	1
PB336VFDB	Dark Bronze	1
PB336VDB	Dark Bronze	1

## Richelieu Section 13B



1  
FRAMELESS  
SHOWER  
HARDWARE

2  
STANDOFFS &  
DECORATIVE  
GLASS SHELF  
HARDWARE

3  
CAULKING,  
INSULATING  
FOAM &  
GLAZING  
SPLINE

4  
TOOLS &  
MACHINERY

5  
SHOP  
SUPPLIES

6  
FASTENERS

7  
MIRROR  
HARDWARE

8  
CABINET &  
FURNITURE  
GLASS  
HARDWARE

9  
DOORS &  
WINDOWS  
HARDWARE

10  
WEATHER  
STRIPPING

11  
SCREEN &  
SCREENING  
SUPPLIES

12  
GLASS  
BALUSTER  
& RAILING

13  
GLASS  
ARCHITECTURAL  
HARDWARE

14  
SLIDING  
DOOR  
SYSTEMS

15  
MOLDINGS

16  
COMMERCIAL  
DISPLAY  
HARDWARE

17  
AUTOMOTIVE

# Hardware for Commercial Entrance

## Panic Bar Hardware & Exit Devices

## Richelieu Section 13B

### Rim-Type Panic Bar, Grade 2 - PB336

- Door height: Up to 7'0" (7'0" standard)
- Door width: 2'6" to 3'0" (3'0" standard)
- Stile: 4 1/4" minimum
- Recommended mounting height: 40 5/16" from finished floor to center line of panic bar
- Mounting: Furnished standard with sheet metal and machine screws
- Cylinders: 6-pin standard where applicable
- Dogging: 1/4-turn hex key dogging (non-fire-rated models only)
- UL Listed: ANSI Grade 1
- Operation: Exit by placing slight pressure on the push bar on any point and at any time
- Material: Push bar in extruded anodized aluminum, spring in stainless steel
- Latch bolts: 3/4" throw, stainless steel
- Deadbolts: 5/8" stainless steel
- Finish: Push bar anodized, cover painted
- Strike: For 5/8" stop, with shim for 1/2" stop
- Projection: 2 1/2" maximum, 1 7/8" depressed
- Hanging: Non-handed; reversible for all functions and trims
- Door thickness: 1 3/4" standard
- Backset: 2 3/4"
- Top latchbolt: 3/4" throw, stainless steel
- Top deadbolt: 1/2" throw, steel bolt
- Bottom latchbolt: 3/4" throw, stainless steel
- 10-year limited warranty

Sold by unit

PRODUCT	FINISH	FIRE RESISTANCE	QTY/BOX
PB336FAL	Aluminum	1h30	1
PB336FDB	Dark Bronze	1h30	1
PB336DB	Dark Bronze	N/A	1

### Entrance Ball-Knob Trim for PB336 Panic Bars

- 2 1/8" crossbore
- 6-pin SC4 keyway standard

Sold by unit

PRODUCT	FINISH	QTY/BOX
PBAEA00AL	Aluminum	1
PBAEA00DB	Dark Bronze	1

### Entrance-Lever Trim for PB336 Panic Bars

- 2 1/8" crossbore
- 6-pin SC4 keyway standard

Sold by unit

PRODUCT	FINISH	FEATURE	QTY/BOX
PBAFH00AL	Aluminum	Entrance Trim	1
PBAFH00DB	Dark Bronze	Entrance Trim	1
PBAFH82DB	Dark Bronze	Passage Trim	1



# Hardware for Commercial Entrance

## Panic Bar Hardware & Exit Devices

### Heavy-Duty Lever Entrance Trim for PB236 Panic Bars

6-pin SC4 keyway standard.

Sold by unit

PRODUCT	FINISH	FEATURE	QTY/BOX
PBA2FH00AL	Aluminum	Entrance Trim	1
PBA2FH00DB	Dark Bronze	Entrance Trim	1

### Heavy-Duty Lever Passage Trim for PB236 Panic Bars

6-pin SC4 keyway standard.

Sold by unit

PRODUCT	FINISH	FEATURE	QTY/BOX
PBA2FH82AL	Aluminum	Passage Trim	1
PBA2FH82DB	Dark Bronze	Passage Trim	1

### Pull-Plate-Only Trim for PB Panic Bars

Sold by unit

PRODUCT	FINISH	QTY/BOX
PBAPP75AL	Aluminum	1
PBAPP75DB	Dark Bronze	1

### Rim Pull-Plate and Cylinder for PB336

Sold by unit

PRODUCT	FINISH	FEATURE	QTY/BOX
PBADP00AL	Aluminum	Double and 1 9/16" Crossbore	1
PBADP00DB	Dark Bronze	Double and 1 9/16" Crossbore	1
PBASP00DB	Dark Bronze	Single and 1 5/16" Crossbore	1

## Richelieu Section 13B



**1**  
FRAMELESS  
SHOWER  
HARDWARE

**2**  
STANDOFFS &  
DECORATIVE  
GLASS SHELF  
HARDWARE

**3**  
CAULKING,  
INSULATING  
FOAM &  
GLAZING  
SPLINE

**4**  
TOOLS &  
MACHINERY

**5**  
SHOP  
SUPPLIES

**6**  
FASTENERS

**7**  
MIRROR  
HARDWARE

**8**  
CABINET &  
FURNITURE  
GLASS  
HARDWARE

**9**  
DOORS &  
WINDOWS  
HARDWARE

**10**  
WEATHER  
STRIPPING

**11**  
SCREEN &  
SCREENING  
SUPPLIES

**12**  
GLASS  
BALUSTER &  
RAILING

**13**  
GLASS  
ARCHITECTURAL  
HARDWARE

**14**  
SLIDING  
DOOR  
SYSTEMS

**15**  
MOLDINGS

**16**  
COMMERCIAL  
DISPLAY  
HARDWARE

**17**  
AUTOMOTIVE

# Hardware for Commercial Entrance

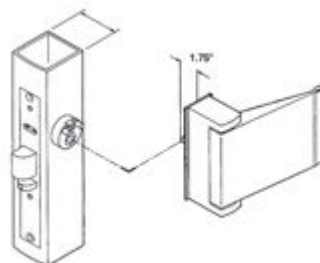
## Pull Handles

### Push/Pull Paddle

These heavy-duty paddles are designed specifically for trouble-free operation. Complete with mounting hardware and cam plug. Field reversible. In complete kit.

Sold by unit

PRODUCT	FINISH	FEATURE	MANUAL PREFERENCE	QTY/BOX
CDH6794	Aluminum	Pull	Left Hand	1
CDH6796	Aluminum	Pull	Right Hand	1
CDH6795	Aluminum	Push	Left Hand	1
CDH6797	Aluminum	Push	Right Hand	1
CDH6792	Dark Bronze	Pull	Left Hand	1
CDH6793	Dark Bronze	Push	Right Hand	1



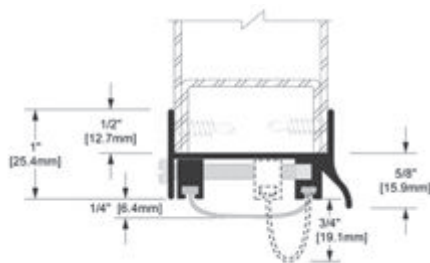
## Weather Stripping and Door Sweeps

### Adjustable Aluminum Door Shoe with Vinyl

- Adjustable door shoe of extruded aluminum with vinyl seal
- For 1 3/4" wood or metal doors

Sold by unit

PRODUCT	LENGTH	QTY/BOX
KNCT73036	36" (914 mm)	1



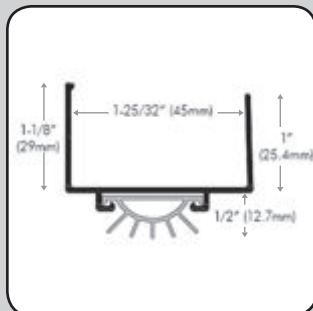

### Aluminum Door Shoe

Extruded aluminum door shoe with rubber insert.

Sold by unit

PRODUCT	FINISH	LENGTH	QTY/BOX
WSDS217AW12	White	144" (3.7 m)	1

## Richelieu Section 13B



# Hardware for Commercial Entrance

## Weather Stripping and Door Sweeps

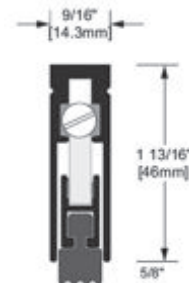
### Surface Automatic Door Bottom with Neoprene Seal

Automatic door bottoms are made from extruded aluminum combined with closed-cell sponge neoprene and are activated when a plunger depresses against the doorstop or jamb, sealing out draft, sound and light.

- Regular duty
- Surface or semi-mortised mounted
- Standards and Certifications, ASTM-E152, CAN/ULC-S104, NFPA-252, UBC-7-2-94, UL-10(b)

Sold by unit

PRODUCT	LENGTH	QTY/BOX
KNCT5036	36" (914 mm)	1



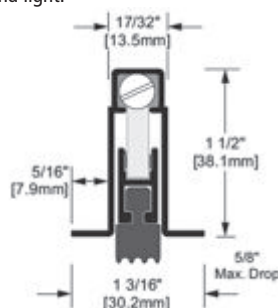
### Mortised Automatic Door Bottom with Neoprene Seal

Automatic door bottoms are made from anodized extruded aluminum combined with closed-cell sponge neoprene and are activated when a plunger depresses against the door stop or jamb, sealing out draft, sound, and light.

- Regular duty
- Mortised style

Sold by unit

PRODUCT	FINISH	LENGTH	QTY/BOX
KNCT5136	Mill Finish	36" (914 mm)	1

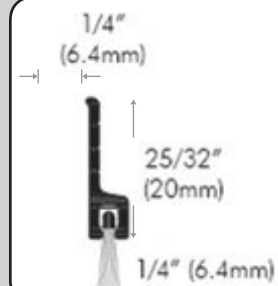


### Aluminum Door Sweep with 1/4" Brush

Anodized extruded aluminum door sweep with 1/4" nylon brush.

Sold by unit

PRODUCT	FINISH	LENGTH	QTY/BOX
WSDS110B	Bronze	36" (914 mm)	1
WSDS110A	Mill Finish	36" (914 mm)	1



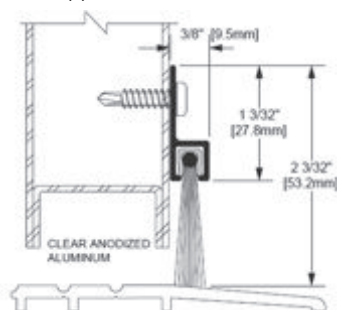
### Aluminum Door Sweep with 1" Brush

Clear anodized extruded aluminum with 1" nylon brush.

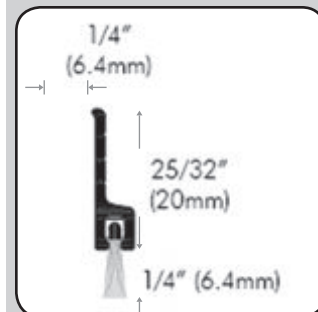
- Standards and certifications: ASTM-E152, CAN/ULC-S104, NFPA-252, UBC-7-2-94 and UL-10(b)

Sold by unit

PRODUCT	FINISH	LENGTH	QTY/BOX
KNW24S36	Transparent / Clear	36" (914 mm)	1
KNW24S48	Transparent / Clear	48" (1.2 m)	1



## Richelieu Section 13B



# Hardware for Commercial Entrance

## Weather Stripping and Door Sweeps

## Richelieu Section 13B

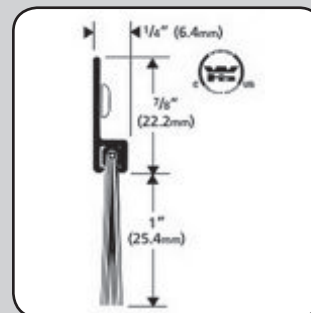
### Heavy Duty Aluminum Door Sweep with 1" Brush

Heavy-duty extruded aluminum with 1" brush insert.

- Standards and certifications: ASTM-E152, CAN/ULC-S104, NFPA-252, UBC-7-2-94 and CFSM 43.7

Sold by unit

PRODUCT	FINISH	LENGTH	QTY/BOX
WSDS149B	Bronze	36" (914 mm)	1
WSDS149	Mill Finish	36" (914 mm)	1
WSDS1496	Mill Finish	72" (1.8 m)	1
WSDS149B7	Bronze	84" (2.1 m)	1
WSDS149C7	Mill Finish	84" (2.1 m)	1
WSDS149A7	Satin Aluminum	84" (2.1 m)	1
WSDS149B8	Bronze	96" (2.4 m)	1



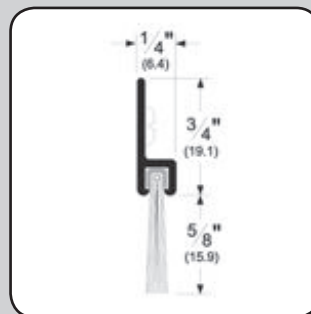
### Aluminum Door Sweep with 5/8" Brush

Clear anodized extruded aluminum with 5/8" nylon brush insert.

- Standards and certifications: UL10C, NFPA-252, UBC-7-2-94, UL-10(b), ANSI/BHMA A156.21-2006, ANSI/BHMA A156.22-2005, ANSI/BHMA A156.26-2005, UL1784-2001

Sold by unit

PRODUCT	FINISH	LENGTH	QTY/BOX
WSDS1487	Transparent / Clear	84" (2.1 m)	1



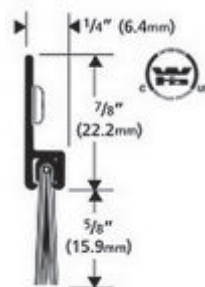
### Heavy-Duty Aluminum Door Sweep with 5/8" Brush

Extruded aluminum with 5/8" black brush insert. Ideal for most applications including meeting stiles.

- Standards and certifications: ASTM-E152, CAN/ULC-S104, NFPA-252, UBC-7-2-94, CFSM 43.7

Sold by unit

PRODUCT	FINISH	LENGTH	QTY/BOX
WSDS148B	Bronze	36" (914 mm)	1
WSDS148	Mill Finish	36" (914 mm)	1
WSDS148B4	Bronze	48" (1.2 m)	1
WSDS1484	Mill Finish	48" (1.2 m)	1
WSDS148B6	Bronze	72" (1.8 m)	1
WSDS1486	Mill Finish	72" (1.8 m)	1
WSDS148B7	Bronze	84" (2.1 m)	1
WSDS148B8	Bronze	96" (2.4 m)	1
WSDS1488	Mill Finish	96" (2.4 m)	1
WSDS148B12	Bronze	144" (3.7 m)	1
WSDS14812	Mill Finish	144" (3.7 m)	1





# Hardware for Commercial Entrance

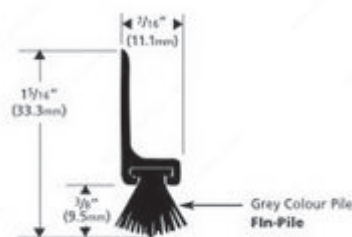
## Weather Stripping and Door Sweeps

### Aluminum Door Sweep with Pile Insert

Aluminum sweep with replaceable pile weather strip.

Sold by unit

PRODUCT	FINISH	LENGTH	QTY/BOX
WSDS144	Mill Finish	36" (914 mm)	1
WSDS1444	Mill Finish	48" (1.2 m)	1
WSDS1448	Mill Finish	96" (2.4 m)	1
WSDS144B12	Brown	144" (3.7 m)	1
WSDS144I2	Mill Finish	144" (3.7 m)	1
WSDS144B15	Brown	180" (4.6 m)	1
WSDS144A15	Mill Finish	180" (4.6 m)	1
WSDS144W15	White	180" (4.6 m)	1



### Aluminum Door Sweep with Rubber Insert

Heavy-duty extruded aluminum with 1 3/8" x 1/8" dense rubber sweep.

Sold by unit

PRODUCT	FINISH	LENGTH	QTY/BOX
WSDS138D	Bronze	36" (914 mm)	1
WSDS138A	Mill Finish	36" (914 mm)	1
WSDS1384	Mill Finish	48" (1.2 m)	1

## Richelieu Section 13B

### Aluminum Door Sweep with Vinyl Insert

Extruded aluminum with 1 7/16" vinyl door sweep.

Sold by unit

PRODUCT	FINISH	LENGTH	QTY/BOX
WSDS140A12	Mill Finish	144" (3.7 m)	1
WSDS140C12	Transparent / Clear	144" (3.7 m)	1
WSDS140W12	White	144" (3.7 m)	1

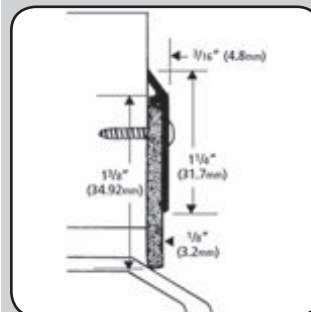
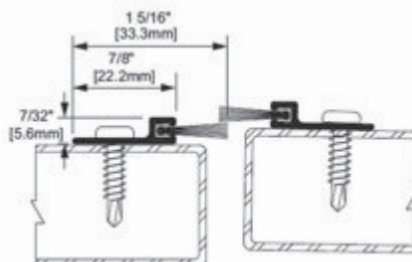
### Aluminum Astragal with Nylon Brush

Clear anodized extruded aluminium with nylon brushes.

• Standards and certifications: ASTM-E152, CAN/ULC-S104, NFPA-252, UBC-7-2-94 and UL-10(b)

Sold by unit

PRODUCT	LENGTH	QTY/BOX
KNW2584	84" (2.1 m)	1



# Hardware for Commercial Entrance

## Weather Stripping and Door Sweeps

### Aluminum T-type Astragal with Pile Insert

Extruded aluminum with pile insert.

Sold by unit

PRODUCT	FINISH	LENGTH	QTY/BOX
CDDS180PB	Bronze	84" (2.1 m)	1
CDDS180P	Mill Finish	84" (3.7 m)	1

### Aluminum Flat Astragal

Wide extruded aluminum security astragal.

Sold by unit

PRODUCT	FINISH	WIDTH	LENGTH	QTY/BOX
CDDS186	Satin Aluminum	2" (51 mm)	84" (2.1 m)	1
CDDS1863	Satin Aluminum	3" (76 mm)	84" (2.1 m)	1
CDDS1864	Satin Aluminum	4" (102 mm)	84" (2.1 m)	1

### Aluminum Flat Astragal with Pile Insert

2" extruded aluminum with pile insert.

Sold by unit

PRODUCT	FINISH	LENGTH	QTY/BOX
CDDS185PB	Bronze	84" (2.1 m)	1
CDDS185P	Satin Aluminum	84" (2.1 m)	1

### Aluminum Kawneer Astragal Weather Stripping

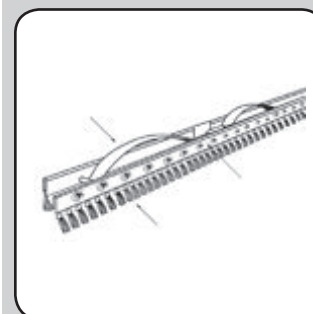
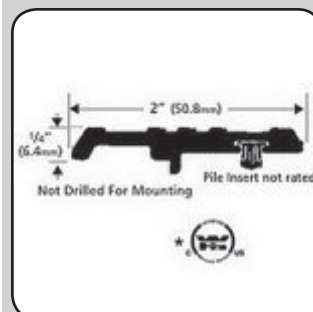
OEM Kawneer astragal with gray weather strip.

- Width: 1/2" (12 mm)
- Height: 7/16" (11 mm)

Sold by unit

PRODUCT	FINISH	LENGTH	QTY/BOX
CDDS1312	Mill Finish	84" (2.1 m)	1

## Richelieu Section 13B



# Hardware for Commercial Entrance

## Weather Stripping and Door Sweeps

### Kerf 3-Piece Aluminum Retainer Kit

Aluminum retainer used for kerf foam door kits. Ideal for added insulation and repair when kerf slot is not cut into door frame.

Sold by unit

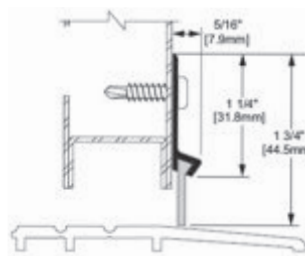
PRODUCT	FINISH	LENGTH	QTY/BOX
WSDS422B165R	Brown	84" (2.1 m)	1
WSDS422W165R	White	84" (2.1 m)	1

### Aluminum Weather Stripping with Vinyl Insert

Clear anodized extruded aluminum with a gray vinyl insert.

Sold by unit

PRODUCT	LENGTH	QTY/BOX
KNW436	36" (914 mm)	1

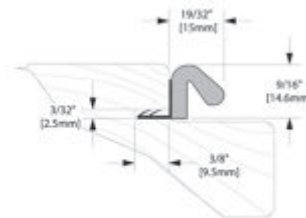


### Kerf-Mounted Aluminum Santoprene Weather Stripping

Kerf-mounted santoprene elastomeric skin seal weather stripping on clear anodized extruded aluminum.

Sold by unit

PRODUCT	LENGTH	QTY/BOX
KNW2884	84" (2.1 m)	1

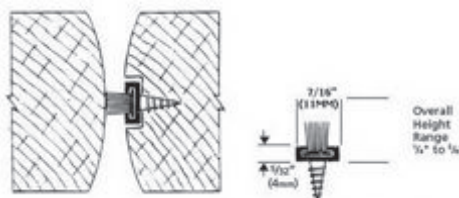


### Aluminum Meeting Stile Weather Stripping

T-slot extruded aluminum with 1/4" gray pile weather strip. T-slot accepts WS270 replacement backed weather stripping.

Sold by unit

PRODUCT	FINISH	LENGTH	QTY/BOX
CDDS369A	Mill Finish	84" (2.1 m)	1



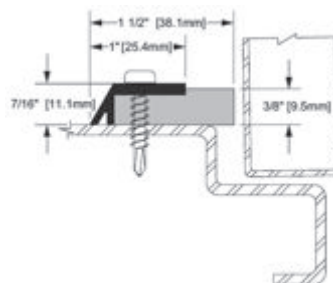
### Heavy Duty Aluminum-Neoprene Weather Stripping 1/2"

Clear anodized extruded aluminum with neoprene weather stripping. Hardware included.


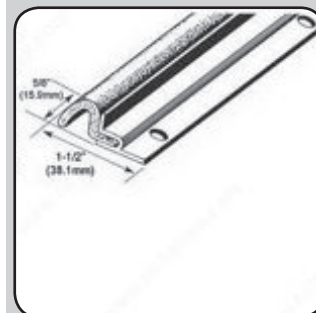
- Standards and certifications: UL, ASTM-E152, CAN/ULC-S104, NFPA-252, UBC-7-2-94, UL-10(b)

Sold by unit

PRODUCT	LENGTH	QTY/BOX
KNW15	180" (4.6 m)	1



## Richelieu Section 13B



# Hardware for Commercial Entrance

## Weather Stripping and Door Sweeps

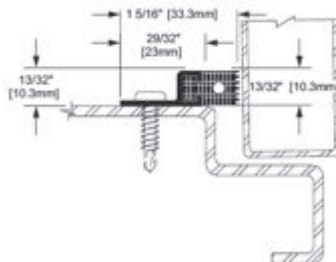
## Richelieu Section 13B

### Aluminum-Neoprene Weather Stripping 13/32"

Clear anodized aluminum with neoprene insert.

Sold by unit

PRODUCT	FINISH	LENGTH	QTY/BOX
KNW16N	Mill Finish	204" (5.1 m)	1



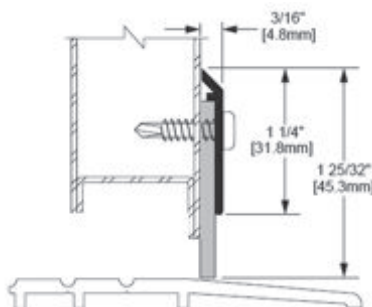
### Aluminum-Neoprene Weather Stripping 17/32"

Clear anodized aluminum with black solid neoprene.

- Standards and certifications: ASTM-E152, CAN/ULC-S104, NFPA-252, UBC-7-2-94, UL-10(b)

Sold by unit

PRODUCT	FINISH	LENGTH	QTY/BOX
KNW13S36	Mill Finish	36" (914 mm)	1
KNW13S48	Mill Finish	48" (1.2 m)	1

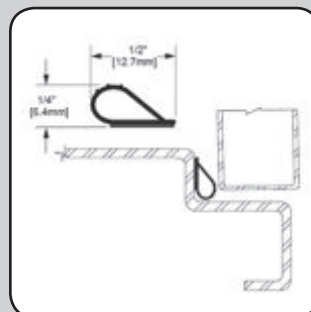


### Replacement Adhesive Santoprene Weather Stripping

- Gasket material for fire-rated doors
- Controls smoke, light and sound
- Resists fungus and mildew
- Standards and certifications: ASTM-E152, CAN/ULC-S104, NFPA-252, UBC-7-2-94, UL-10(b), ASTM E-90-90, ASTM E-1408-91

Sold by unit

PRODUCT	QTY/BOX
KNW21	1

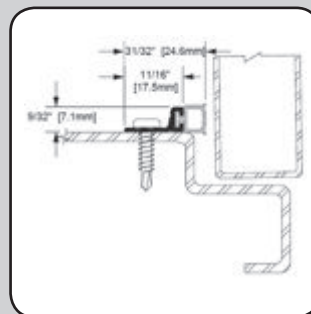


### Aluminum-Vinyl Weather Stripping Kit

- Extruded aluminum with vinyl weather stripping
- Includes: 7" lengths (x2) and 3" length (x1)

Sold by unit

PRODUCT	FINISH	QTY/BOX
KN2KIT	Mill Finish	1



# Hardware for Commercial Entrance

## Aerosol Spray Paint

### Aerosol Spray Paint

MG Touch up spray paint is a fast-drying acrylic lacquer which offers excellent adhesion, flexibility and cold check resistance. The finish is extremely hard and durable. In addition, it offers good resistance to detergent, water, abrasion, heat and alcohol.

- Vehicle: Modified acrylic lacquer
- Tack-free aerosol: 8 minutes
- Recoat aerosol: 2 minutes or any time thereafter
- Full cure: 24 hours to one week depending on the number of recoats, temperature and humidity.  
Full cure can be accelerated with heat. Full cure is complete when finish is odorless. Do not cure at temperatures above 65°C
- Recommended film thickness:
  - Wet 3.9 to 5.6 mils (100 to 140 microns)
  - Dry 0.7 to 1.0 mils ( 18 to 25 microns)

Sold by unit

PRODUCT	FINISH	QTY/BOX
D010301	Anodized Aluminum	1
D010304	Bronze	1
D010305	Dark Bronze	1
D010306	Rideau Brown	1
D010302	Sandlewood Qu-Coat	1
D010303	Satin Black	1
D010307	White	1

## Richelieu Section 13B



**1**  
FRAMELESS  
SHOWER  
HARDWARE

**2**  
STANDOFFS &  
DECORATIVE  
GLASS SHELF  
HARDWARE

**3**  
CAULKING,  
INSULATING  
FOAM &  
GLAZING  
SPLINE

**4**  
TOOLS &  
MACHINERY

**5**  
SHOP  
SUPPLIES

**6**  
FASTENERS

**7**  
MIRROR  
HARDWARE

**8**  
CABINET &  
FURNITURE  
GLASS  
HARDWARE

**9**  
DOORS &  
WINDOWS  
HARDWARE

**10**  
WEATHER  
STRIPPING

**11**  
SCREEN &  
SCREENING  
SUPPLIES

**12**  
GLASS  
BALUSTER  
& RAILING

**13**  
GLASS  
ARCHITECTURAL  
HARDWARE

**14**  
SLIDING  
DOOR  
SYSTEMS

**15**  
MOLDINGS

**16**  
COMMERCIAL  
DISPLAY  
HARDWARE

**17**  
AUTOMOTIVE

**NOTES**

# Curtain Wall Supply

## "Long John" Vinyl Glazing Roller Tool

Most widely used vinyl roller tool on the market. It makes any easy job of installing glazing vinyls. Tool has a free rolling nylon roller and aluminum die cast pointed end handle, for pushing vinyl into tight areas. There are grooved finger slots in handle for a secure grip.

Picture shown is in sandcast / hammertone finish. Actual tool is polished aluminum.

- Material: Aluminum
- Width: 3/8"
- Length: 11"
- Diameter: 1 1/2"

Sold by unit

PRODUCT	FINISH	QTY/BOX
GTR4441	Brilliant Aluminum	1

## Heavy-Duty Vinyl Roller

Heavy-duty aluminum vinyl roller with gnurled aluminum handle.

- Material: Aluminum

Sold by unit

PRODUCT	QTY/BOX
GTR4442	1

## Core Clip Tool

Used for installing the CD-KCC1758 core clips in storefront mullion. This tool is designed to be used on Kawneer® brand coreclips.

- Material: Steel

Sold by unit

PRODUCT	QTY/BOX
GTKCCT	1

## Curtain Wall / Pressure Plate Cap Removal Tool

This tool makes the removal of North American curtain wall caps, literally a snap. No more prying against expensive sealed units, just hook the tongue over the edge of the curtain wall cap and pop it off. Adjustable to different depths of curtain wall caps from 1/2" to 2 3/8" and can easily be modified to fit any curtain wall size.

Sold by unit

PRODUCT	QTY/BOX
GTCRT	1

## Richelieu Section 13C



1  
FRAMELESS  
SHOWER  
HARDWARE

2  
STANDOFFS &  
DECORATIVE  
GLASS SHELF  
HARDWARE

3  
CAULKING,  
INSULATING  
FOAM &  
GLAZING  
SPLINE

4  
TOOLS &  
MACHINERY

5  
SHOP  
SUPPLIES

6  
FASTENERS

7  
MIRROR  
HARDWARE

8  
CABINET &  
FURNITURE  
GLASS  
HARDWARE

9  
DOORS &  
WINDOWS  
HARDWARE

10  
WEATHER  
STRIPPING

11  
SCREEN &  
SCREENING  
SUPPLIES

12  
GLASS  
BALUSTER  
& RAILING

13  
GLASS  
ARCHITECTURAL  
HARDWARE

14  
SLIDING  
DOOR  
SYSTEMS

15  
MOLDINGS

16  
COMMERCIAL  
DISPLAY  
HARDWARE

17  
AUTOMOTIVE



### Econ-O-Shims

Econ-O-Shim® - high impact plastic horseshoe shims. Econ-O-Shims are molded from an engineered plastic which combines excellent compressive strength, and good load bearing surface contact.

- Color coded thicknesses
- Compressive strength of 10 to 12,000 psi
- Econ-O-Shims are unaffected by micro-organisms and alkalis, ground chemicals and liquids
- Econ-O-Shims will not rust, rot, stain or leach
- Material: Plastic
- Width: 1 1/2"
- Slot: 1/2" (12 mm)

Sold by unit

Length: 2"

PRODUCT	FINISH	THICKNESS	QTY/BOX
WDSH16	Blue	1/16" (2 mm)	1000
WDSH16PK	Blue	1/16" (2 mm)	100
WDSH18	Red	1/8" (3 mm)	1000
WDSH18PK	Red	1/8" (3 mm)	100
WDSH14	Black	1/4" (6 mm)	1000
WDSH14PK	Black	1/4" (6 mm)	100

Length: 3"

PRODUCT	FINISH	THICKNESS	QTY/BOX
WDSH26	Blue	1/16" (2 mm)	1000
WDSH26PK	Blue	1/16" (2 mm)	100
WDSH28	Red	1/8" (3 mm)	1000
WDSH28PK	Red	1/8" (3 mm)	100
WDSH24	Black	1/4" (6 mm)	500
WDSH24PK	Black	1/4" (6 mm)	50

Length: 3 1/2"

PRODUCT	FINISH	THICKNESS	QTY/BOX
WDSH36	Blue	1/16" (2 mm)	1000
WDSH36PK	Blue	1/16" (2 mm)	100
WDSH38	Red	1/8" (3 mm)	1000
WDSH38PK	Red	1/8" (3 mm)	100
WDSH34	Black	1/4" (6 mm)	500
WDSH34PK	Black	1/4" (6 mm)	50


### Econ-O-Shim Stack Shims

Econ-O-Shims are molded from an engineered plastic which combines excellent compressive strength and good load bearing surface contact. Stack shim allows up to 4 length adjustments - up to 16 thickness adjustments. 3 1/2" and 4 1/2" lengths. 16 shims are heat sealed into 1" stacks. Carton contains 63 stacks (1008 shims).

- Compressive strength of 10,000 psi
- Adjustable heights
- Adjustable lengths
- Fire resistant
- Will not rust, stain or bleach
- Conveniently packaged
- Easy to install
- Width: 1 5/16"
- Slot: 5/8"

Sold by unit

PRODUCT	LENGTH	QTY/BOX
WDSH16S	3 1/2" (89 mm)	1
WDSH16L	4 1/2" (114 mm)	1



# Curtain Wall Supply

## Econ-O-Shim Tapered Shim

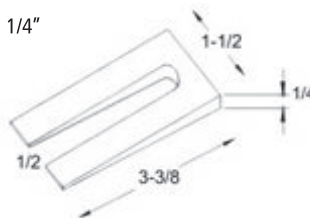
Econ-O-Shims are molded from an engineered plastic which combines excellent compressive strength, and good load bearing surface contact.

- Compressive strength of 10,000 psi
- Econ-o-Shims are unaffected by micro-organisms and alkalis, ground chemicals and liquids
- Econ-o-Shims will not rust, rot, stain or leach
- Package size 500 pcs per carton
- Sold in full cartons
- Thickness: 1/32" to 1/4"

Also known as TAPER.

Sold by unit

PRODUCT	QTY/BOX
WDSH10	1



## Kawneer Commercial Aluminum Stop

- Material: Aluminum

Sold by unit

PRODUCT	FINISH	QTY/BOX
CDSTOP48227	Satin Aluminum	1



## Setting Block (precut)

Setting block for mirror, glass, or thermos.

- Finish: Black

Sold by unit

PRODUCT	MATERIAL	HARDNESS	THICKNESS	WIDTH	LENGTH	QTY/BOX
D031219	Neoprene	80 duro	1/8" (3 mm)	1" (25 mm)	4" (102 mm)	100
D031220	Neoprene	80 duro	3/16" (5 mm)	1" (25 mm)	4" (102 mm)	100
D031221	Neoprene	80 duro	1/4" (6 mm)	1" (25 mm)	4" (102 mm)	100
D031218	Rubber	80 duro	1/16" (2 mm)	1" (25 mm)	4" (102 mm)	100
IGSB6561	Rubber	85 duro	1/16" (2 mm)	1/2" (12 mm)	2" (51 mm)	100
IGSB6574	Rubber	85 duro	1/16" (2 mm)	1" (25 mm)	2" (51 mm)	100
IGSB6573	Rubber	85 duro	1/16" (2 mm)	1" (25 mm)	2" (51 mm)	1000
IGSB6562	Rubber	85 duro	1/8" (3 mm)	1/2" (13 mm)	2" (51 mm)	100
IGSB3265	Rubber	85 duro	1/8" (3 mm)	7/8" (22 mm)	1 3/8" (35 mm)	100
IGSB3931	Rubber	85 duro	1/8" (3 mm)	1" (25 mm)	1 15/16" (49 mm)	1
IGSB6359	Rubber	85 duro	1/8" (3 mm)	1" (25 mm)	2" (51 mm)	100
IGSB6459	Rubber	85 duro	1/8" (3 mm)	1" (25 mm)	2" (51 mm)	1000
IGSB6572	Rubber	85 duro	1/8" (3 mm)	1" (25 mm)	4" (102 mm)	100
IGSB3933	Rubber	85 duro	1/8" (3 mm)	1 11/32" (34 mm)	1 31/32" (50 mm)	1
IGSB3932	Rubber	85 duro	1/8" (3 mm)	1 9/16" (40 mm)	1 15/16" (49 mm)	1
IGSB6563	Rubber	85 duro	1/4" (6 mm)	1/2" (12 mm)	2" (51 mm)	100
IGSB6360	Rubber	85 duro	1/4" (6 mm)	1" (25 mm)	2" (51 mm)	100
IGSB6460	Rubber	85 duro	1/4" (6 mm)	1" (25 mm)	2" (51 mm)	1000
IGSB6564	Rubber	85 duro	3/8" (10 mm)	1/2" (12 mm)	2" (51 mm)	100
IGSB7561	Rubber	85 duro	1/2" (12 mm)	1/16" (2 mm)	2" (51 mm)	1000
IGSB7562	Rubber	85 duro	1/2" (12 mm)	1/8" (3 mm)	2" (51 mm)	1000
IGSB6565	Rubber	85 duro	1/2" (12 mm)	1/2" (12 mm)	2" (51 mm)	100
IGSB6576	Rubber	85 duro	1/2" (12 mm)	1 1/8" (29 mm)	2" (51 mm)	100
IGSB6575	Rubber	85 duro	1/2" (12 mm)	1 1/8" (29 mm)	2" (51 mm)	1000

## Richelieu Section 13C



**1**  
FRAMELESS  
SHOWER  
HARDWARE

**2**  
STANDOFFS &  
DECORATIVE  
GLASS SHELF  
HARDWARE

**3**  
CAULKING,  
INSULATING  
FOAM &  
GLAZING  
SPLINE

**4**  
TOOLS &  
MACHINERY

**5**  
SHOP  
SUPPLIES

**6**  
FASTENERS

**7**  
MIRROR  
HARDWARE

**8**  
CABINET &  
FURNITURE  
GLASS  
HARDWARE

**9**  
DOORS &  
WINDOWS  
HARDWARE

**10**  
WEATHER  
STRIPPING

**11**  
SCREEN &  
SCREENING  
SUPPLIES

**12**  
GLASS  
BALUSTER  
& RAILING

**13**  
GLASS  
ARCHITECTURAL  
HARDWARE

**14**  
SLIDING  
DOOR  
SYSTEMS

**15**  
MOLDINGS

**16**  
COMMERCIAL  
DISPLAY  
HARDWARE

**17**  
AUTOMOTIVE

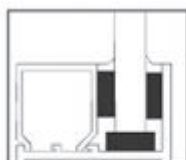
### Setting Blocks (In Bulk)

80-85 Duro tested setting block. Suitable for proper and correct levelling and cushioning of glass in storefront applications. Extremely useful in spacing or blocking of installed glass and are resilient to withstand vibration, ground shock, variations in wind pressure and extreme temperature changes.

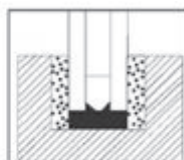
- Finish: Black

Sold by roll

PRODUCT	MATERIAL	THICKNESS	WIDTH	LENGTH	HARDNESS	QTY/ BOX
D031217	Neoprene	1/16" (2 mm)	1" (25 mm)	25' (7.6 m)	85 duro	1
D030071	Neoprene	1/8" (3 mm)	1" (25 mm)	25' (7.6 m)	80 duro	1
D030171	Neoprene	1/8" (3 mm)	1 1/8" (29 mm)	25' (7.6 m)	80 duro	1
IGSB18118	Neoprene	1/8" (3 mm)	1 1/8" (29 mm)	50' (15.2 m)	85 duro	1
IGSB43238	Neoprene	1/8" (3 mm)	1 1/2" (38 mm)	50' (15.2 m)	85 duro	1
IGSB18158	Neoprene	1/8" (3 mm)	1 5/8" (41 mm)	50' (15.2 m)	85 duro	1
IGSB53238	Neoprene	5/32" (4 mm)	1 1/2" (38 mm)	50' (15.2 m)	85 duro	1
D030072	Neoprene	3/16" (5 mm)	1" (25 mm)	25' (7.6 m)	80 duro	1
IGSB316118	Neoprene	3/16" (5 mm)	1 1/8" (29 mm)	50' (15.2 m)	85 duro	1
D030073	Neoprene	1/4" (6 mm)	1" (25 mm)	12' 3" (3.7 m)	80 duro	1
D030173	Neoprene	1/4" (6 mm)	1 1/8" (29 mm)	12' 3" (3.7 m)	80 duro	1
IGSB14118	Neoprene	1/4" (6 mm)	1 1/8" (29 mm)	50' (15.2 m)	85 duro	1
IGSB1188	Rubber	1/16" (2 mm)	1" (25 mm)	1000' (304.8 m)	85 duro	1
IGSB825	Rubber	1/8" (3 mm)	3/8" (10 mm)	500' (152.4 m)	85 duro	1
IGSB446	Rubber	1/8" (3 mm)	1" (25 mm)	500' (152.4 m)	85 duro	1
IGSB444	Rubber	3/16" (5 mm)	1" (25 mm)	500' (152.4 m)	85 duro	1
IGSB824	Rubber	1/4" (6 mm)	3/8" (10 mm)	500' (152.4 m)	85 duro	1
IGSB292	Rubber	1/4" (6 mm)	1" (25 mm)	350' (106.7 m)	85 duro	1
IGSB448	Rubber	1/2" (12 mm)	3/8" (10 mm)	500' (152.4 m)	85 duro	1
IGSB1341	Rubber	1/2" (12 mm)	1" (25 mm)	150' (45.72 m)	85 duro	1
IGSB3883	Rubber	3/4" (19 mm)	1" (25 mm)	100' (30.48 m)	85 duro	1



Setting Blocks used  
to cushion and/or  
center glass in a  
typical installation



Setting Blocks used  
as a cushion for  
insulating glass units



# Builder's Hardware - Safety Mirrors

## Acrylic Surveillance Safety Mirror

### Acrylic 360° Hemispheric Safety Mirror

Helps eliminate blind spots in hallways or intersections. Reduces the risk of accidents and shoplifting.

- 360° half dome style for wall to ceiling applications
- Made of moulded 0.125" thick acrylic film for superior durability
- Virtually unbreakable and very light
- Projects a clear image that doesn't fade over time
- Richelieu's mirrors are pre-perforated for easy and fast installation
- Provides a view from many angles, covering unguarded sections that cannot be closely observed
- Curvature specifically designed to maximize peripheral vision
- Lightweight, solid acrylic
- Use Type: Indoor

Sold by unit

PRODUCT	Ø	ANGLE	QTY/BOX
MICH36018	18" (457 mm)	360°	1
3602411	24" (610 mm)	360°	1
MICH36026	26" (660 mm)	360°	1
MICH36032	32" (813 mm)	360°	1

### Acrylic Hemispheric Mirror Drop Ceiling Bracket

Designed for T-Bar drop in ceiling application. Square base allows proper fitting into ceiling. Base is 24" x 24"

- For drop ceiling
- Use Type: Indoor

Sold by unit

PRODUCT	ANGLE	LENGTH	WIDTH	QTY/BOX
MICH	360°	24" (610 mm)	24" (610 mm)	1

### Acrylic 180° Hemispheric Safety Mirror

Helps eliminate blind spots in hallways or intersections. Reduces the risk of accidents and shoplifting.

- Designed for three-way intersections
- 180° half dome style for wall to ceiling applications
- Virtually unbreakable and very light
- Projects a clear image that doesn't fade over time
- Richelieu mirrors are pre-perforated for easy and fast installation
- Lightweight, solid acrylic

Sold by unit

PRODUCT	Ø	ANGLE	QTY/BOX
1801811	18" (457 mm)	180°	1
MICH18018	18" (457 mm)	180°	1
1802411	24" (610 mm)	180°	1
MICH18026	26" (660 mm)	180°	1
MICH18032	32" (813 mm)	180°	1
MICH18036	36" (914 mm)	180°	1
1804811	48" (1.2 m)	180°	1
MICH18048	48" (1.2 m)	180°	1

## Richelieu Section 13D



1  
FRAMELESS  
SHOWER  
HARDWARE

2  
STANDOFFS &  
DECORATIVE  
GLASS SHELF  
HARDWARE

3  
CAULKING,  
INSULATING  
FOAM &  
GLAZING  
SPLINE

4  
TOOLS &  
MACHINERY

5  
SHOP  
SUPPLIES

6  
FASTENERS

7  
MIRROR  
HARDWARE

8  
CABINET &  
FURNITURE  
GLASS  
HARDWARE

9  
DOORS &  
WINDOWS  
HARDWARE

10  
WEATHER  
STRIPPING

11  
SCREEN &  
SCREENING  
SUPPLIES

12  
GLASS  
BALUSTER  
AND RAILING

13  
GLASS  
ARCHITECTURAL  
HARDWARE

14  
SLIDING  
DOOR  
SYSTEMS

15  
MOLDINGS

16  
COMMERCIAL  
DISPLAY  
HARDWARE

17  
AUTOMOTIVE

# Builder's Hardware - Safety Mirrors

## Acrylic Surveillance Safety Mirror

### Acrylic 90° Hemispheric Safety Mirror

Helps eliminate blind spots in hallways or intersections. Reduces the risk of accidents and shoplifting.

- 90° quarter dome style ideal for corners
- Designed for two-way intersections
- Virtually unbreakable and very light
- Projects a clear image that doesn't fade over time
- Richelieu mirrors are pre-perforated for easy and fast installation
- Lightweight, solid acrylic construction
- Use Type: Indoor

Sold by unit

PRODUCT	Ø	ANGLE	QTY/BOX
0901811	18" (457 mm)	90°	1
MICH9018	18" (457 mm)	90°	1
MICH9026	26" (660 mm)	90°	1
MICH9036	36" (914 mm)	90°	1

### Acrylic Rectangular Safety Mirror

Sold by unit

PRODUCT	USE TYPE	LENGTH	WIDTH	QTY/BOX
MICV2030P	Indoor	30" (762 mm)	20" (508 mm)	1
MICV2030PO	Outdoor	30" (762 mm)	20" (508 mm)	1

## Anti-Theft Mirror for People with Reduced Mobility

### Adjustable Tilt Stainless Steel Channel Framed Mirror


One-piece frame formed of 3/8" (10 mm) X 1/2" (12 mm) type T430 BA stainless steel. Frame has square, tightly mitered corners, with unique concealed screw fixings to ensure easy field mirror replacement. Plastic protective coating placed on frame. No.1 selected polished 5 mm float glass with chemically deposited silver, electrolytically copper plated followed by a heavy coating of tough elastic paint. Mirrors conforming to CGSB 12.5-86 Type 1B and guaranteed against silver spoilage for a period of ten years.

Mirror is protected with a 3/16" (5 mm) non moisture absorbent shock resistant primary back. This material will not absorb or retain moisture and cushions the mirror by absorbing shocks. The secondary back is of 0.37" (1 mm) satin coat steel.

Sold by unit

PRODUCT	MATERIAL	HEIGHT	WIDTH	QTY/BOX
MICTP1630AT	Tempered Glass	30" (762 mm)	16" (406 mm)	1
MICTP1824AT	Tempered Glass	24" (610 mm)	18" (457 mm)	1
MICTP1830AT	Tempered Glass	30" (762 mm)	18" (457 mm)	1
MICTP1836AT	Tempered Glass	36" (914 mm)	18" (457 mm)	1
MICTP2030AT	Tempered Glass	30" (762 mm)	20" (508 mm)	1
MICTP2036AT	Tempered Glass	36" (914 mm)	20" (508 mm)	1
MICTP2430AT	Tempered Glass	30" (762 mm)	24" (610 mm)	1
MICTP2436AT	Tempered Glass	36" (914 mm)	24" (610 mm)	1

## Richelieu Section 13D



# Builder's Hardware - Safety Mirrors

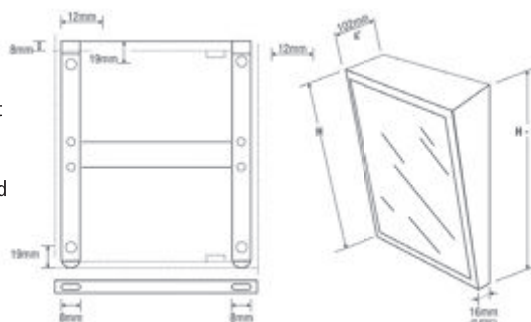
**Anti-Theft Mirror for People with Reduced Mobility**

## Fixed Tilt Stainless Steel Angle Framed Mirror

Frame is rigidly formed of 3/4" (19 mm) X 5/8" (16 mm) type 304, 18 gauge #4 brush finished stainless steel. All mitered corners are heliarc welded, ground smooth, and polished to #4 brush finish. No.1 selected polished 5mm float glass with chemically deposited silver, electrolytically copper plated followed by a heavy coating of tough elastic paint. Mirrors conforming to CGSB 12.5-86 Type 1B, and guaranteed against silver spoilage for a period of ten years.

- 25° inclination

Sold by unit



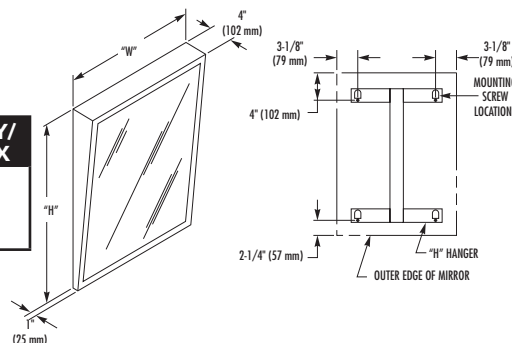
PRODUCT	MATERIAL	HEIGHT	WIDTH	QTY/BOX
MICFT1624	Non-Tempered Glass	24" (610 mm)	16" (406 mm)	1
13200201630	Non-Tempered Glass	30" (762 mm)	16" (406 mm)	1
MICFT1824	Non-Tempered Glass	24" (610 mm)	18" (457 mm)	1
MICFT1830	Non-Tempered Glass	30" (762 mm)	18" (457 mm)	1
MICFT1836	Non-Tempered Glass	36" (914 mm)	18" (457 mm)	1
MICFT2430	Non-Tempered Glass	30" (762 mm)	24" (610 mm)	1
MICFT2436	Non-Tempered Glass	36" (914 mm)	24" (610 mm)	1
MICFT3240	Non-Tempered Glass	40" (1 m)	32" (813 mm)	1

## Inclined Anti-Theft Mirror

- Mirror 6 mm thick

Sold by unit

PRODUCT	MATERIAL	HEIGHT	WIDTH	QTY/BOX
B74001630	Non-Tempered Glass	30" (762 mm)	16" (406 mm)	1



## Convex

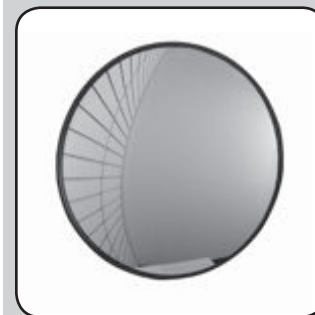
## Acrylic Indoor Convex Detection Mirror

Provides a wide angled view to see around corners and hidden areas. Helps to reduce accidents and discourages shoplifting. Recommended to be used for locations where glass mirrors might prove hazardous, as in food processing plants, hospitals, schools institutions and retail stores. Fully adjustable to almost any angle, these mirrors add further security and safety to all retail institutional and industrial applications.

Sold by unit

PRODUCT	Ø	QTY/BOX
MICV12P	12" (305 mm)	1
MICV18P	18" (457 mm)	1
MICV24P	24" (610 mm)	1
MICV26P	26" (660 mm)	1
MICV30P	30" (762 mm)	1
MICV36P	36" (914 mm)	1
MICV48P	48" (1.2 m)	1

## Richelieu Section 13D



**1**  
FRAMELESS  
SHOWER  
HARDWARE

**2**  
STANDOFFS &  
DECORATIVE  
GLASS SHELF  
HARDWARE

**3**  
CAULKING,  
INSULATING  
FOAM &  
GLAZING  
SPLINE

**4**  
TOOLS &  
MACHINERY

**5**  
SHOP  
SUPPLIES

**6**  
FASTENERS

**7**  
MIRROR  
HARDWARE

**8**  
CABINET &  
FURNITURE  
GLASS  
HARDWARE

**9**  
DOORS &  
WINDOWS  
HARDWARE

**10**  
WEATHER  
STRIPPING

**11**  
SCREEN &  
SCREENING  
SUPPLIES

**12**  
GLASS  
BALUSTER  
AND RAILING

**13**  
GLASS  
ARCHITECTURAL  
HARDWARE

**14**  
SLIDING  
DOOR  
SYSTEMS

**15**  
MOLDINGS

**16**  
COMMERCIAL  
DISPLAY  
HARDWARE

**17**  
AUTOMOTIVE



# Builder's Hardware - Safety Mirrors

**Convex**

## Acrylic Indoor / Outdoor Convex Detection Mirror

Provides a wide angled view to see around corners and hidden areas. Helps to reduce accidents and discourages shoplifting. Recommended to be used for locations where glass mirrors might prove hazardous, as in food processing plants, hospitals, schools institutions and retail stores. Fully adjustable to almost any angle, these mirrors add further security and safety to all retail institutional and industrial applications.

Sold by unit

PRODUCT	Ø	QTY/BOX
D010086	12" (305 mm)	1
MICV12PO	12" (305 mm)	1
D010087	18" (457 mm)	1
MICV18PO	18" (457 mm)	1
D010091	24" (610 mm)	1
MICV24PO	24" (610 mm)	1

PRODUCT	Ø	QTY/BOX
D010088	26" (660 mm)	1
MICV26PO	26" (660 mm)	1
D010089	30" (762 mm)	1
MICV30PO	30" (762 mm)	1
D010090	36" (914 mm)	1
MICV36PO	36" (914 mm)	1

## Glass Indoor Convex Detection Mirror

Provides a wide angled view to see around corners and hidden areas. Helps to reduce accidents and discourages shoplifting. Fully adjustable to almost any angle, these mirrors add further security and safety to all retail institutional and industrial applications.

Sold by unit

PRODUCT	Ø	QTY/BOX
MICV12G	12" (305 mm)	1
MICV18G	18" (457 mm)	1
MICV26G	26" (660 mm)	1
MICV30G	30" (762 mm)	1
MICV36G	36" (914 mm)	1

## Indoor / Outdoor Polished Stainless Steel Convex Mirror

- Provides a wide viewing angle from the ceiling
- Designed for industrial, retail, or institutional use

Sold by unit

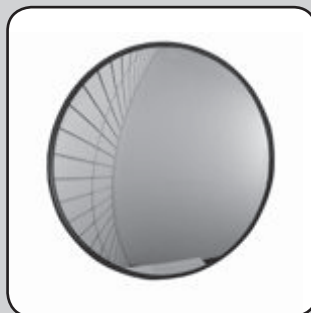
PRODUCT	Ø	QTY/BOX
MICV26SSPO	26" (660 mm)	1

## Replacement Arms

Sold by unit

PRODUCT	QTY/BOX
MIARM18	1
MIARM9T	1

## Richelieu Section 13D





# Builder's Hardware - Safety Mirrors

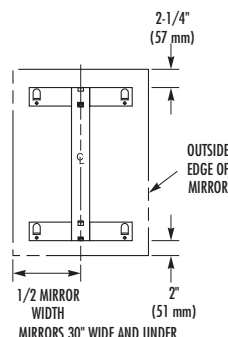
Safety Mirror for Commercial Use

## Value-pack Anti-Theft Mirror

- Mirror 6 mm thick
- Chrome-plated frame
- Folded seams
- Vertical or horizontal installation
- Folded joints

Sold by unit

PRODUCT	MATERIAL	HEIGHT	WIDTH	QTY/BOX
B78101830	Non-Tempered Glass	30" (762 mm)	18" (457 mm)	1
B781024360	Non-Tempered Glass	30" (762 mm)	24" (610 mm)	1



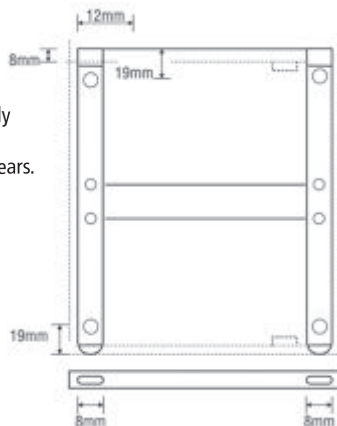
## Stainless Steel Angle Framed Mirror

Frame is rigidly formed of 3/4" (19 mm) X 5/8" (16 mm) type 304, 18 gauge #4 brush finished stainless steel. All mitered corners are heliarc welded, ground smooth, and polished to #4 brush finish.

No.1 selected polished 5mm float glass with chemically deposited silver, electrolytically copper plated followed by a heavy coating of tough elastic paint. Mirrors conforming to CGSB 12.5-86 Type 1B, and guaranteed against silver spoilage for a period of ten years.

- Welded and polished joints

Sold by unit



PRODUCT	MATERIAL	WIDTH	HEIGHT	QTY/BOX
1320001824	Non-Tempered Glass	18" (457 mm)	24" (610 mm)	1
MICT1824	Tempered Glass	24" (610 mm)	18" (457 mm)	1
1320002436	Non-Tempered Glass	24" (610 mm)	36" (914 mm)	1
1320012436	Tempered Glass	24" (610 mm)	36" (914 mm)	1
MICT2430	Tempered Glass	30" (762 mm)	24" (610 mm)	1
MICT2436	Tempered Glass	36" (914 mm)	24" (610 mm)	1
MICT3240	Tempered Glass	40" (1 m)	32" (813 mm)	1

## Richelieu Section 13D



- 1 FRAMELESS SHOWER HARDWARE
- 2 STANDOFFS & DECORATIVE GLASS SHELF HARDWARE
- 3 CAULKING, INSULATING FOAM & GLAZING SPLINE
- 4 TOOLS & MACHINERY
- 5 SHOP SUPPLIES
- 6 FASTENERS
- 7 MIRROR HARDWARE
- 8 CABINET & FURNITURE GLASS HARDWARE
- 9 DOORS & WINDOWS HARDWARE
- 10 WEATHER STRIPPING
- 11 SCREEN & SCREENING SUPPLIES
- 12 GLASS BALUSTER AND RAILING
- 13 GLASS ARCHITECTURAL HARDWARE
- 14 SLIDING DOOR SYSTEMS
- 15 MOLDINGS
- 16 COMMERCIAL DISPLAY HARDWARE
- 17 AUTOMOTIVE

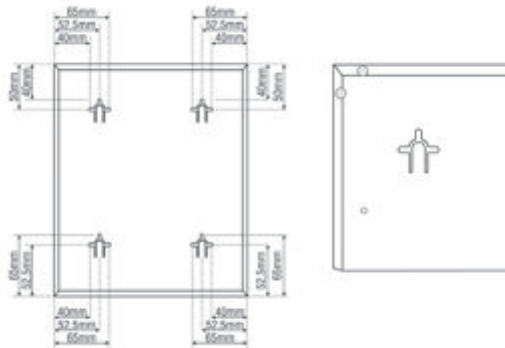
# Builder's Hardware - Safety Mirrors

**Safety Mirror for Commercial Use**

## Stainless Steel Chanel Framed Mirror

One piece frame formed of 3/8" (10 mm) X 1/2" (12 mm) type T430 BA stainless steel. Frame has square, tightly mitered corners, with unique concealed screw fixings to ensure easy field mirror replacement. Plastic protective coating placed on frame. No.1 selected polished 5 mm float glass with chemically deposited silver, electrolytically copper plated followed by a heavy coating of tough elastic paint. Mirrors conforming to CGSB 12.5-86 Type 1B and guaranteed against silver spoilage for a period of ten years.

- Folded joints



Sold by unit

PRODUCT	MATERIAL	WIDTH	HEIGHT	QTY/BOX
MICTP1624	Tempered Glass	16" (406 mm)	24" (610 mm)	1
MICTP1824	Tempered Glass	18" (457 mm)	24" (610 mm)	1
MICTP1826	Tempered Glass	18" (457 mm)	26" (660 mm)	1
MICTP1830	Tempered Glass	18" (457 mm)	30" (762 mm)	1
MICTP1836	Tempered Glass	18" (457 mm)	36" (914 mm)	1
MICTP2030	Tempered Glass	20" (508 mm)	30" (762 mm)	1
MICTP2036	Tempered Glass	20" (508 mm)	36" (914 mm)	1
185001824	Non-Tempered Glass	24" (610 mm)	18" (457 mm)	1
185011824	Tempered Glass	24" (610 mm)	18" (457 mm)	1
MICTP2430	Tempered Glass	24" (610 mm)	30" (762 mm)	1
MICTP2436	Tempered Glass	24" (610 mm)	36" (914 mm)	1

## Stainless Steel Shelves


### Stainless Steel Shelf

- For mounting under mirror
- Pre-perforated for easy installation

Sold by unit

PRODUCT	MATERIAL	WIDTH	HEIGHT	DEPTH	QTY/BOX
185518170	Stainless steel	18" (457 mm)	2 1/2" (64 mm)	5" (127 mm)	1
185524170	Stainless steel	24" (610 mm)	2 1/2" (64 mm)	5" (127 mm)	1

## Richelieu Section 13D



# Builder's Hardware - Accessories

## Aluminum Mail Slot

Premium-quality, weather-resistant mail slot. Suitable for existing interior and exterior openings of up to 9 1/8" x 1 7/8" (232 mm x 48 mm).

- Insulating rubber seal cuts drafts
- Internal brush strip for privacy and added insulation
- Spring system keeps flap tightly shut. Flap opens to 170°
- Will not tarnish or rust

Sold by unit

PRODUCT	FINISH	DIMENSIONS	THICKNESS	HOLE	QTY/BOX
DY47233	Gold	10 3/4" x 2 3/4"	1 1/2" to 3"	9 1/8" x 1 7/8"	1

## Richelieu Section 13D



**NOTES**

# Handles

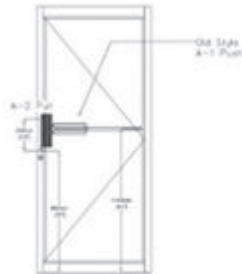
## Industrial Door Handles

### 100 Series Pull Commercial Handle

Standard pull handle storefront doors. Simply cut bar to length.  
Used on older 100 Series Aluminex Doors. "A-2".

Sold by unit

PRODUCT	FINISH	QTY/BOX
CDPB1500B	Bronze	1
CDPB1500A	Satin Aluminum	1

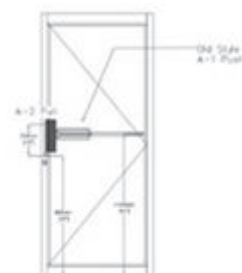


### 100 Series Push Commercial Handle

Standard push bar storefront doors. Simply cut bar to length.  
Used on older 100 Series Aluminex Doors. "A-1".

Sold by unit

PRODUCT	FINISH	QTY/BOX
CDPB1504B	Bronze	1
CDPB1504A	Satin Aluminum	1



## 'C' Shape Pull Handles

### Deluxe Back-to-Back Handle with Washers

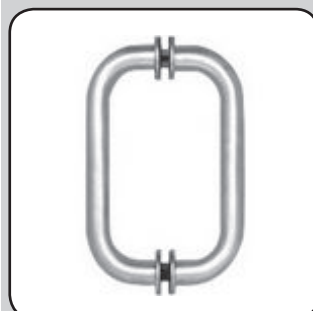

Application: Shower door, hinge door

- Stainless steel shoulder bolts and Allen set screws
- Includes Allen wrenches for installation
- Heavy wall tubular brass/stainless steel construction
- Milling dimension: 3/8 to 1/2" (10 to 12 mm)

Sold by unit

PRODUCT	FINISH	C.C. DIMENSION	GLASS THICKNESS	QTY/BOX
SDBM6X6CHD	Chrome	6" (152 mm)	3/16 to 1/2" (5 to 12 mm)	1
SDBM8X8CHD	Chrome	8" (203 mm)	3/16 to 1/2" (5 to 12 mm)	1

## Richelieu Section 13E



1  
FRAMELESS  
SHOWER  
HARDWARE

2  
STANDOFFS &  
DECORATIVE  
GLASS SHELF  
HARDWARE

3  
CAULKING,  
INSULATING  
FOAM &  
GLAZING  
SPLINE

4  
TOOLS &  
MACHINERY

5  
SHOP  
SUPPLIES

6  
FASTENERS

7  
MIRROR  
HARDWARE

8  
CABINET &  
FURNITURE  
GLASS  
HARDWARE

9  
DOORS &  
WINDOWS  
HARDWARE

10  
WEATHER  
STRIPPING

11  
SCREEN &  
SCREENING  
SUPPLIES

12  
GLASS  
BALUSTER  
AND RAILING

13  
GLASS  
ARCHITECTURAL  
HARDWARE

14  
SLIDING  
DOOR  
SYSTEMS

15  
ALUMINUM  
MOLDING

16  
COMMERCIAL  
DISPLAY  
HARDWARE

17  
AUTOMOTIVE

# Handles

## 'C' Shape Pull Handles

### Back-to-Back Handle with Washers

Application: Shower Door, Hinge Door

- Stainless steel shoulder bolts and Allen set screws
- Heavy wall tubular brass/stainless steel construction
- Door type: Glass
- Diameter: 3/4" (19 mm)
- Glass thickness: 3/16 to 1/2" (5 to 12 mm)
- Milling dimension: 3/8 to 1/2" (10 to 12 mm)

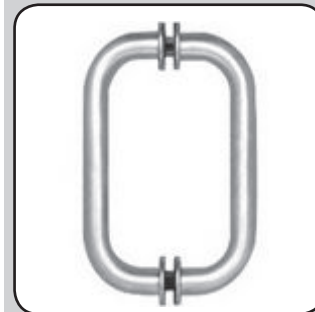
#### Included Product(s):

- Includes Allen wrenches for installation

Sold by unit

PRODUCT	FINISH	C.C. DIMENSION	QTY/BOX
SDBM6X6ABR	Antique Brass	6" (152 mm)	1
SDBM6X6ABCO	Antique Copper	6" (152 mm)	1
SDBM6X6BN	Brushed Nickel	6" (152 mm)	1
SDBM6X6CH	Chrome	6" (152 mm)	1
SDBM6X6ORB	Oil-Rubbed Bronze	6" (152 mm)	1
SDBM6X6BR	Polished Brass	6" (152 mm)	1
SDBM6X6PN	Polished Nickel	6" (152 mm)	1
SDBM6X6SC	Satin Chrome	6" (152 mm)	1
SDBM8X8BSC	Brushed Chrome	8" (203 mm)	1
SDBM8X8BN	Brushed Nickel	8" (203 mm)	1
SDBM8X8CH	Chrome	8" (203 mm)	1
SDBM8X8ORB	Oil-Rubbed Bronze	8" (203 mm)	1
SDBM8X8BR	Polished Brass	8" (203 mm)	1
SDBM8X8PN	Polished Nickel	8" (203 mm)	1
SDBM8X8SC	Satin Chrome	8" (203 mm)	1
SDBM12X12BN	Brushed Nickel	12" (305 mm)	1
SDBM12X12CH	Chrome	12" (305 mm)	1
SDBM12X12ORB	Oil-Rubbed Bronze	12" (305 mm)	1
SDBM18X18BN	Brushed Nickel	18" (457 mm)	1
SDBM18X18CH	Chrome	18" (457 mm)	1
SDBM18X18ORB	Oil-Rubbed Bronze	18" (457 mm)	1
SDBM18X18BR	Polished Brass	18" (457 mm)	1
SDBM20X20BSC	Brushed Chrome	20" (508 mm)	1
SDBM20X20BN	Brushed Nickel	20" (508 mm)	1
SDBM20X20CH	Chrome	20" (508 mm)	1
SDBM22X22BN	Brushed Nickel	22" (559 mm)	1
SDBM22X22CH	Chrome	22" (559 mm)	1
SDBM24X24BN	Brushed Nickel	24" (610 mm)	1
SDBM24X24CH	Chrome	24" (610 mm)	1
SDBM24X24BR	Polished Brass	24" (610 mm)	1
SDBM24X24PN	Polished Nickel	24" (610 mm)	1
SDBM30X30CH	Chrome	30" (762 mm)	1

## Richelieu Section 13E



# Handles

## 'C' Shape Pull Handles

### Handles - Without Washers

Application: Shower Door, Hinge Door

- Diameter: 3/4" (19 mm)
- Edge distance: 3 15/16" (100 mm)
- Door type: Glass
- Glass thickness: 5 to 12 mm (3/16 to 1/2")
- Milling dimension: 10 to 12 mm (3/8 to 1/2")

Sold by unit

PRODUCT	FINISH	FUNCTION	C.C. DIMENSION	QTY/BOX
SDBMNW6X6BN	Brushed Nickel	Pull Handle	6" (152 mm)	1
SDBMNW6X6ORB	Oil-Rubbed Bronze	Pull Handle	6" (152 mm)	1
SDBMNW8X8BN	Brushed Nickel	Pull Handle	8" (203 mm)	1
SDBMNW8X8CH	Chrome	Pull Handle	8" (203 mm)	1
SDBMNW18X18CH	Chrome	Pull Handle and Towel Bar	18" (460 mm)	1
SDBMNW22X22CH	Chrome	Pull Handle and Towel Bar	22" (560 mm)	1
SDBMNW24X24CH	Chrome	Pull Handle and Towel Bar	24" (610 mm)	1

### Handles - Without Washers

Application: Shower Door, Hinge Door

- Diameter: 3/4" (19 mm)
- Edge distance: 3 15/16" (100 mm)
- Door type: Wood and glass
- Glass thickness: 6 to 12 mm (1/4 to 1/2")
- Milling dimension: 1/2" (12 mm)
- Door thickness: 1 3/8 to 1 49/64" (35 to 45 mm)

Sold by unit

PRODUCT	FINISH	FUNCTION	C.C. DIMENSION	PROJECTION	QTY/BOX
87D2R1016170	Stainless Steel	Pull Handle	6" (152 mm)	2 11/16" (68 mm)	1
87D2R1016171	Polished Stainless Steel	Pull Handle	6" (152 mm)	2 11/16" (68 mm)	1
87D2R1018170	Stainless Steel	Pull Handle	8" (203 mm)	2 11/16" (68 mm)	1
87D2R1018171	Polished Stainless Steel	Pull Handle	8" (203 mm)	2 11/16" (68 mm)	1

## Richelieu Section 13E



1  
FRAMELESS  
SHOWER  
HARDWARE

2  
STANDOFFS &  
DECORATIVE  
GLASS SHELF  
HARDWARE

3  
CAULKING,  
INSULATING  
FOAM &  
GLAZING  
SPLINE

4  
TOOLS &  
MACHINERY

5  
SHOP  
SUPPLIES

6  
FASTENERS

7  
MIRROR  
HARDWARE

8  
CABINET &  
FURNITURE  
GLASS  
HARDWARE

9  
DOORS &  
WINDOWS  
HARDWARE

10  
WEATHER  
STRIPPING

11  
SCREEN &  
SCREENING  
SUPPLIES

12  
GLASS  
BALUSTER  
AND RAILING

13  
GLASS  
ARCHITECTURAL  
HARDWARE

14  
SLIDING  
DOOR  
SYSTEMS

15  
ALUMINUM  
MOLDING

16  
COMMERCIAL  
DISPLAY  
HARDWARE

17  
AUTOMOTIVE



# Handles

## 'C' Shape Pull Handles

## Richelieu Section 13E

### Handles - With Washers

Application: Shower Door, Hinge Door

- Finishing ring
- Diameter: 1" (25mm)
- Door type: Glass
- Glass thickness: 10 to 19 mm (3/8 to 3/4")

Sold by unit

PRODUCT	FINISH	MATERIAL	C.C. DIMENSION	PROJECTION	MILLING DIMENSION	QTY/ BOX
CDCM10X10PS	Polished Stainless Steel	Stainless Steel	10" (254 mm)	2 3/4" (70 mm)	1/2" (12 mm)	1
CDCM10X10SA	Satin Aluminum	Stainless Steel	10" (254 mm)	2 3/4" (70 mm)	1/2" (12 mm)	1
CDCM10X10BS	Stainless Steel	Stainless Steel	10" (254 mm)	2 3/4" (70 mm)	1/2" (12 mm)	1
CDCM12X12DU	Bronze	Stainless Steel	12" (305 mm)	3" (76 mm)	5/8" (16 mm)	1
CDCM12X12BR	Polished Brass	Stainless Steel	12" (305 mm)	3" (76 mm)	5/8" (16 mm)	1
CDCM12X12PS	Polished Stainless Steel	Stainless Steel	12" (305 mm)	3" (76 mm)	5/8" (16 mm)	1
CDCM12X12SA	Satin Aluminum	Stainless Steel	12" (305 mm)	3" (76 mm)	5/8" (16 mm)	1
CDCM12X12BS	Stainless Steel	Stainless Steel	12" (305 mm)	3" (76 mm)	5/8" (16 mm)	1



### Handles - With Washers

Application: Shower Door, Hinge Door

- Finishing ring
- Diameter: 3/4" (19 mm)
- Door type: Wood and glass
- Glass thickness: 6 to 12 mm (1/4 to 1/2")
- Door thickness: 1 3/8 to 1 49/64" (35 to 45 mm)

Sold by unit

PRODUCT	FINISH	MATERIAL	C.C. DIMENSION	PROJECTION	MILLING DIMENSION	QTY/ BOX
87D2R1006170	Stainless Steel	Stainless Steel (304)	6" (152 mm)	2 11/16" (68 mm)	1/2" (12 mm)	1
87D2R1006171	Polished Stainless Steel	Stainless Steel (304)	6" (152 mm)	2 11/16" (68 mm)	1/2" (12 mm)	1
87D2R1008170	Stainless Steel	Stainless Steel (304)	8" (203 mm)	2 11/16" (68 mm)	1/2" (12 mm)	1
87D2R1008171	Polished Stainless Steel	Stainless Steel (304)	8" (203 mm)	2 11/16" (68 mm)	1/2" (12 mm)	1



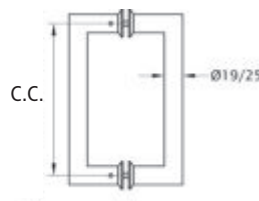
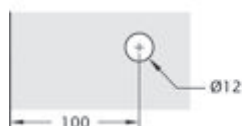
# Handles

## Back-to-Back 90° Pull Handles

### 90° Stainless Steel Pull Handle

Application: Shower Door, Hinge Door and Sliding Door

- Door type: Wood and glass
- Door thickness: 1 3/8 to 1 3/4" (35 to 44 mm)
- Material: Stainless steel 304
- Milling dimension: 1/2" (12 mm)
- Edge distance: 3 15/16" (100 mm)
- 80 mm long screw included for wood doors



Sold by unit

PRODUCT	FINISH	GLASS THICKNESS	C.C. DIMENSION	PROJECTION	Ø	QTY/BOX
87D2R1026171	Polished Stainless Steel	1/4 to 1/2" (6 to 12 mm)	6" (152 mm)	2 3/8" (60 mm)	3/4" (19 mm)	1
87D2R1026170	Stainless Steel	1/4 to 1/2" (6 to 12 mm)	6" (152 mm)	2 3/8" (60 mm)	3/4" (19 mm)	1
87D2R1028171	Polished Stainless Steel	1/4 to 1/2" (6 to 12 mm)	8" (203 mm)	2 3/8" (60 mm)	3/4" (19 mm)	1
87D2R1028170	Stainless Steel	1/4 to 1/2" (6 to 12 mm)	8" (203 mm)	2 3/8" (60 mm)	3/4" (19 mm)	1
701SHD2R1023170	Stainless Steel	5/16 to 1/2" (8 to 12 mm)	23 5/8" (600 mm)	2 3/4" (70 mm)	1" (25 mm)	

### Rectangular Handle

Application: Sliding door and hinge door

- Fixing accessories included
- Function: Pull handle and towel bar
- Door type: Glass
- Material: Stainless steel 304
- Glass thickness: 3/8" to 1/2" (10 to 12 mm)
- Width: 1 9/16" (40 mm)
- Thickness: 25/32" (20 mm)
- Milling dimension: 3/8" (10 mm)
- Edge distance: 3 15/16" (100 mm)
- Projection: 2 3/8" (60 mm)

Sold by unit

PRODUCT	FINISH	C.C. DIMENSION	Ø	QTY/BOX
701IN0700560170	Stainless Steel	23 5/8" (600 mm)	1" (25 mm)	1

### Rectangular Pull Handle - 40 mm x 20 mm

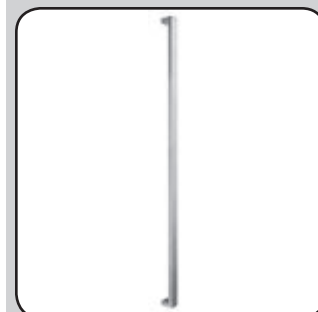

Application: Sliding door and hinge door

- 80 mm long screw included for wood doors
- Function: Pull handle and towel bar
- Door type: Glass and wood
- Material: Stainless steel 304
- Door thickness: 1 3/8 to 1 49/64" (35 to 45 mm)
- Glass thickness: 5/16 to 1/2" (8 to 12 mm)
- Width: 1 9/16" (40 mm)
- Thickness: 25/32" (20 mm)
- Milling dimension: 1/2" (12 mm)
- Edge distance: 3 15/16" (100 mm)
- Projection: 2 3/8" (60 mm)

Sold by unit

PRODUCT	FINISH	C.C. DIMENSION	QTY/BOX
701DHD2S1034170	Stainless Steel	23 5/8" (600 mm)	1

## Richelieu Section 13E



# Handles

## Back-to-Back 90° Pull Handles

### Rectangular Pull Handles - 38 mm x 25 mm

Application: Shower door, sliding door and hinge door

- 80 mm long screw included for wood doors
- Function: Pull handle
- Door type: Glass and wood
- Material: Stainless steel 304
- Door thickness: 1 3/8 to 1 49/64" (35 to 45 mm)
- Glass thickness: 1/4 to 1/2" (6 to 12 mm)
- Width: 1 1/2" (38 mm)
- Thickness: 1" (25 mm)
- Milling dimension: 1/2" (12 mm)
- Edge distance: 3 15/16" (min. 100 mm)
- Projection: 2 3/8" (60 mm)

Sold by unit

PRODUCT	FINISH	C.C. DIMENSION	QTY/BOX
87D2S101300171	Polished Stainless Steel	11 13/16" (300 mm)	1
87D2S101300170	Stainless Steel	11 13/16" (300 mm)	1
87D2S101600171	Polished Stainless Steel	23 5/8" (600 mm)	1
87D2S101600170	Stainless Steel	23 5/8" (600 mm)	1
87D2S101900171	Polished Stainless Steel	35 7/16" (900 mm)	1
87D2S101900170	Stainless Steel	35 7/16" (900 mm)	1

### Square Handles - 3/4" x 3/4"


Application: Shower door and hinge door

- 80 mm long screw included for wood doors
- Door type: Glass
- Glass thickness: 1/4" to 1/2" (6 to 12 mm)
- Milling dimension: 1/2" (12 mm)
- Edge distance: 3 15/16" (min. 100 mm)

Sold by unit

PRODUCT	FINISH	MATERIAL	C.C. DIMENSION	WIDTH	THICKNESS	QTY/BOX
SDSQ6X6BN	Brushed Nickel	Brass	6" (152 mm)	3/4" (19 mm)	3/4" (19 mm)	1
SDSQ6X6CH	Chrome	Brass	6" (152 mm)	3/4" (19 mm)	3/4" (19 mm)	1
SDSQ6X6ORB	Oil-Rubbed Bronze	Brass	6" (152 mm)	3/4" (19 mm)	3/4" (19 mm)	1
SDSQ6X6PN	Polished Nickel	Brass	6" (152 mm)	3/4" (19 mm)	3/4" (19 mm)	1
SDSQ8X8BN	Brushed Nickel	Brass	8" (203 mm)	3/4" (19 mm)	3/4" (19 mm)	1
SDSQ8X8CH	Chrome	Brass	8" (203 mm)	3/4" (19 mm)	3/4" (19 mm)	1
SDSQ8X8ORB	Oil-Rubbed Bronze	Brass	8" (203 mm)	3/4" (19 mm)	3/4" (19 mm)	1
SDSQ8X8PN	Polished Nickel	Brass	8" (203 mm)	3/4" (19 mm)	3/4" (19 mm)	1
SDSQ8X8SC	Satin Chrome	Brass	8" (203 mm)	3/4" (19 mm)	3/4" (19 mm)	1
SDSQ10X10PS	Polished Stainless Steel	Stainless Steel	10" (254 mm)	3/4" (19 mm)	3/4" (19 mm)	1
SDSQ10X10BS	Stainless Steel	Stainless Steel	10" (254 mm)	3/4" (19 mm)	3/4" (19 mm)	1
SDSQ12X12PS	Polished Stainless Steel	Stainless Steel	12" (305 mm)	3/4" (19 mm)	3/4" (19 mm)	1
SDSQ12X12BS	Stainless Steel	Stainless Steel	12" (305 mm)	3/4" (19 mm)	3/4" (19 mm)	1
SDSQ18X18BN	Brushed Nickel	Brass	18" (457 mm)	3/4" (19 mm)	3/4" (19 mm)	1
SDSQ18X18CH	Chrome	Brass	18" (457 mm)	3/4" (19 mm)	3/4" (19 mm)	1
SDSQ18X18ORB	Oil-Rubbed Bronze	Brass	18" (457 mm)	3/4" (19 mm)	3/4" (19 mm)	1
SDSQ24X24BN	Brushed Nickel	Brass	24" (610 mm)	3/4" (19 mm)	3/4" (19 mm)	1
SDSQ24X24CH	Chrome	Brass	24" (610 mm)	3/4" (19 mm)	3/4" (19 mm)	1
SDSQ24X24PN	Polished Nickel	Brass	24" (610 mm)	3/4" (19 mm)	3/4" (19 mm)	1

## Richelieu Section 13E



# Handles

## Back-to-Back 90° Pull Handles

### Square Handles - Thickness: 1"

- Door type: Glass
- Glass thickness: 1/4" to 1/2" (6 to 12 mm)
- Milling dimension: 1/2" (12 mm)
- Edge distance: 3 15/16" (100 mm)

Sold by set

PRODUCT	FINISH	MATERIAL	C.C. DIMENSION	WIDTH	THICKNESS	PROJECTION	QTY/ BOX
87D2S100171	Polished Stainless Steel	Stainless Steel (304)	10" (254 mm)	1" (25 mm)	1" (25 mm)	2 3/8" (60 mm)	1
87D2S100170	Stainless Steel	Stainless Steel (304)	10" (254 mm)	1" (25 mm)	1" (25 mm)	2 3/8" (60 mm)	1

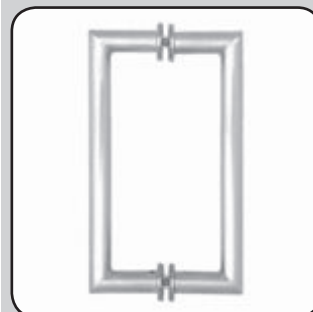
### Square Tubular Back to Back Handles

- Includes Allen wrench for installation
- Constructed of 3/4" (19 mm) diameter round tubing with mitered corners
- Stainless steel installation hardware
- Requires 1/2" (12 mm) diameter holes for installation
- Door type: Glass
- Glass thickness: 1/4" to 1/2" (6 to 12 mm)
- Milling dimension: 1/2" (12 mm)
- Diameter: 3/4" (19 mm)

Sold by unit

PRODUCT	FINISH	APPLICATION	C.C. DIMENSION	QTY/ BOX
SDMT6X6BN	Brushed Nickel	Shower Door/Hinge Door	6" (152 mm)	1
SDMT6X6CH	Chrome		6" (152 mm)	1
SDMT6X6ORB	Oil-Rubbed Bronze		6" (152 mm)	1
SDMT8X8BN	Brushed Nickel		8" (203 mm)	1
SDMT8X8CH	Chrome		8" (203 mm)	1
SDMT8X8ORB	Oil-Rubbed Bronze		8" (203 mm)	1
SDMT18X18BN	Brushed Nickel	Shower Door/Sliding Door/Hinge Door	18" (457 mm)	1
SDMT18X18CH	Chrome		18" (457 mm)	1
SDMT18X18ORB	Oil-Rubbed Bronze		18" (457 mm)	1
SDMT24X24BN	Brushed Nickel		24" (610 mm)	1
SDMT24X24CH	Chrome		24" (610 mm)	1

## Richelieu Section 13E



1	FRAMELESS SHOWER HARDWARE
2	STANDOFFS & DECORATIVE GLASS SHELF HARDWARE
3	CAULKING, INSULATING FOAM & GLAZING SPLINE
4	TOOLS & MACHINERY
5	SHOP SUPPLIES
6	FASTENERS
7	MIRROR HARDWARE
8	CABINET & FURNITURE GLASS HARDWARE
9	DOORS & WINDOWS HARDWARE
10	WEATHER STRIPPING
11	SCREEN & SCREENING SUPPLIES
12	GLASS BALUSTER AND RAILING
13	GLASS ARCHITECTURAL HARDWARE
14	SLIDING DOOR SYSTEMS
15	ALUMINUM MOLDING
16	COMMERCIAL DISPLAY HARDWARE
17	AUTOMOTIVE

# Handles

## Combined Handles

### Pull and Towel Bar Combination with Washers

Application: Shower door and hinge door

- Door type: Glass
- Diameter: 3/4" (19 mm)
- Projection: 2 3/8" (60 mm)
- Material: Stainless steel (304)
- Function: Pull handle and towel bar
- Milling dimension: 1/2" (12 mm)
- Glass thickness: 1/4" to 1/2" (6 to 12 mm)

Sold by unit

PRODUCT	FINISH	C.C. DIMENSIONS	QTY/BOX
87HO2R100196181	Polished Stainless Steel	18"   6" (457   152 mm)	1
87HO2R100196182	Stainless Steel	18"   6" (457   152 mm)	1
87O2R100195	Polished Stainless Steel	24"   10" (610   254 mm)	1
87O2R100170	Stainless Steel	24"   10" (610   254 mm)	1

### Pull and Towel Bar Combination without Washers

Application: Shower door and hinge door

- Door type: Glass
- Glass thickness: 3/16" to 1/2" (5 to 12 mm)
- Diameter: 3/4" (19 mm)

Sold by unit

PRODUCT	FINISH	C.C. DIMENSIONS	QTY/BOX
SDBMNW6X18BN	Brushed Nickel	18"   6" (457   152 mm)	1
SDBMNW6X18CH	Chrome	18"   6" (457   152 mm)	1
SDBMNW6X24CH	Chrome	24"   6" (610   152 mm)	1

### Glass Mount Push/Pull Combination Handle

Application: Shower door and hinge door

- Door type: Glass
- Glass thickness: 3/8" to 3/4" (10 to 19 mm)
- Material: Stainless steel
- Diameter: 1" (25 mm)

Sold by unit

PRODUCT	FINISH	C.C. DIMENSIONS	QTY/BOX
CDCD12X28PS	Polished Stainless Steel	28"   12" (711   304 mm)	1

### Mitered Tubular Towel Bar Combo



Application: Shower door and hinge door

- Door type: Glass
- Glass thickness: 1/4" to 1/2" (6 to 12 mm)
- Diameter: 3/4" (19 mm)

Sold by unit

PRODUCT	FINISH	C.C. DIMENSIONS	QTY/BOX
SDMT6X18BN	Brushed Nickel	18"   6" (457   152 mm)	1
SDMT6X18CH	Chrome	18"   6" (457   152 mm)	1
SDMT6X24CH	Chrome	24"   6" (610   152 mm)	1
SDMT8X18CH	Chrome	18"   6" (457   152 mm)	1
SDMT8X24CH	Chrome	24"   6" (610   152 mm)	1
SDMT8X18ORB	Oil-Rubbed Bronze	18"   6" (457   152 mm)	1

## Richelieu Section 13E



# Handles

## Combined Handles

### Square Style Combination Pull

Application: Shower door and hinge door

- Door type: Glass
- Glass thickness: 1/4" to 1/2" (6 to 12 mm)
- Allen wrench and stainless steel installation hardware included
- Diameter: 3/4" (19 mm)

Sold by unit

PRODUCT	FINISH	C.C. DIMENSIONS	QTY/BOX
SDSQ6X18BN	Brushed Nickel	18"   6" (457   152 mm)	1
SDSQ6X24BN	Brushed Nickel	24"   6" (610   152 mm)	1
SDSQ6X18CH	Chrome	18"   6" (457   152 mm)	1
SDSQ6X24CH	Chrome	24"   6" (610   152 mm)	1
SDSQ8X18BN	Brushed Nickel	18"   6" (457   152 mm)	1
SDSQ8X24BN	Brushed Nickel	24"   6" (610   152 mm)	1
SDSQ8X18CH	Chrome	18"   6" (457   152 mm)	1
SDSQ8X24CH	Chrome	24"   6" (610   152 mm)	1

### Towel Bar and Handle Combination with Washers

Application: Shower door and hinge door

- Door type: Glass
- Glass thickness: 3/6" to 1/2" (5 to 12 mm)
- Diameter: 3/4" (19 mm)

Sold by unit

PRODUCT	FINISH	C.C. DIMENSIONS	QTY/BOX
SDBM6X18BN	Brushed Nickel	18"   6" (457   152 mm)	1
SDBM6X20BN	Brushed Nickel	18"   6" (457   152 mm)	1
SDBM6X24BN	Brushed Nickel	18"   6" (457   152 mm)	1
SDBM6X12CH	Chrome	18"   6" (457   152 mm)	1
SDBM6X14CH	Chrome	18"   6" (457   152 mm)	1
SDBM6X16CH	Chrome	18"   6" (457   152 mm)	1
SDBM6X18CH	Chrome	18"   6" (457   152 mm)	1
SDBM6X20CH	Chrome	18"   6" (457   152 mm)	1
SDBM6X22CH	Chrome	18"   6" (457   152 mm)	1
SDBM6X24CH	Chrome	18"   6" (457   152 mm)	1
SDBM6X30CH	Chrome	18"   6" (457   152 mm)	1
SDBM6X18BR	Polished Brass	18"   6" (457   152 mm)	1
SDBM8X18BN	Brushed Nickel	18"   6" (457   152 mm)	1
SDBM8X22BN	Brushed Nickel	18"   6" (457   152 mm)	1
SDBM8X24BN	Brushed Nickel	18"   6" (457   152 mm)	1
SDBM8X18CH	Chrome	18"   6" (457   152 mm)	1
SDBM8X20CH	Chrome	18"   6" (457   152 mm)	1
SDBM8X22CH	Chrome	18"   6" (457   152 mm)	1
SDBM8X24CH	Chrome	18"   6" (457   152 mm)	1
SDBM8X24ORB	Oil-Rubbed Bronze	18"   6" (457   152 mm)	1
SDBM8X24BR	Polished Brass	18"   6" (457   152 mm)	1

## Richelieu Section 13E



1  
FRAMELESS  
SHOWER  
HARDWARE

2  
STANDOFFS &  
DECORATIVE  
GLASS SHELF  
HARDWARE

3  
CAULKING,  
INSULATING  
FOAM &  
GLAZING  
SPLINE

4  
TOOLS &  
MACHINERY

5  
SHOP  
SUPPLIES

6  
FASTENERS

7  
MIRROR  
HARDWARE

8  
CABINET &  
FURNITURE  
GLASS  
HARDWARE

9  
DOORS &  
WINDOWS  
HARDWARE

10  
WEATHER  
STRIPPING

11  
SCREEN &  
SCREENING  
SUPPLIES

12  
GLASS  
BALUSTER  
AND RAILING

13  
GLASS  
ARCHITECTURAL  
HARDWARE

14  
SLIDING  
DOOR  
SYSTEMS

15  
ALUMINUM  
MOLDING

16  
COMMERCIAL  
DISPLAY  
HARDWARE

17  
AUTOMOTIVE

# Handles

## Ladder Style Pull Handles

### Ladder Style Pull Handle – 1 1/4" Diameter

Application: Hinge door

- Door thickness: 1 3/8" to 1 49/64" (35 to 45 mm)
- Glass thickness: 5/16" to 1/2" (8 to 12 mm)
- Projection: 2 27/32" (72 mm)
- Milling dimension: 1/2" (12 mm)
- 80 mm long screw included for wood doors
- Material: Stainless steel (304)
- Door type: Wood and glass
- For interior application only
- Edge distance: 3 15/16" (Min. 100 mm)

Sold by unit

PRODUCT	FINISH	HEIGHT	C.C. DIMENSION	QTY/BOX
701DH2R10210170	Stainless Steel	59 1/16" (1.5 m)	47 1/4" (1200 mm)	1

### Ladder Style Pull Handle – 1 1/2" Diameter

Application: Sliding door and hinge door

- Door thickness: 1 3/8" to 1 49/64" (35 to 45 mm)
- Door type: Wood and glass
- Glass thickness: 5/16" to 1/2" (8 to 12 mm)
- Projection: 3 5/32" (80 mm)
- 80 mm long screw included for wood doors
- Milling dimension: 1/2" (12 mm)
- Material: Stainless steel (304)
- Edge distance: 3 15/16" (Min. 100 mm)
- For interior application only

Sold by unit

PRODUCT	FINISH	HEIGHT	C.C. DIMENSION	QTY/BOX
701DHH2R1028170	Stainless Steel	47 1/4" (1200 mm)	39 3/8" (1000 mm)	Pair
701DHHDR1026170	Stainless Steel	70 7/8" (1800 mm)	63" (1600 mm)	Pair

### Ladder Style Pull Handle - 1" Diameter

Application: Shower door, sliding door and hinge door

- Door thickness: 1 3/8" to 1 49/64" (35 to 45 mm)
- Door type: Wood and glass
- Glass thickness: 1/4" to 1/2" (6 to 12 mm)
- Projection: 2 3/8" (60 mm)
- 70-80 mm long connecting screw included to fit handles for wood doors 35-45 mm thick
- Material: Stainless steel (304)
- Edge distance: 3 15/16" (Min. 100 mm)

Sold by unit

PRODUCT	FINISH	HEIGHT	C.C. DIMENSION	MILLING DIMENSION	QTY/BOX
87H2R1002510171	Polished Stainless Steel	14" (356 mm)	10" (254 mm)	1/2" (12 mm)	1
87H2R1002510170	Stainless Steel	14" (356 mm)	10" (254 mm)	1/2" (12 mm)	1
87H2R1002512171	Polished Stainless Steel	16" (356 mm)	12" (305 mm)	1/2" (12 mm)	1
87H2R1002512170	Stainless Steel	16" (356 mm)	12" (305 mm)	1/2" (12 mm)	1
87H2R1002524171	Polished Stainless Steel	31 1/2" (800 mm)	24" (610 mm)	1/2" (12 mm)	1
87H2R1002524170	Stainless Steel	31 1/2" (800 mm)	24" (610 mm)	1/2" (12 mm)	1

## Richelieu Section 13E





# Handles

## Ladder Style Pull Handles

### Ladder Style Pull Handle - 3/4" Diameter

Application: Shower door, sliding door and hinge door

- Door type: Glass
- Glass thickness: 3/8" to 1/2" (10 to 12 mm)
- Edge distance: 3 15/16" (Min. 100 mm)
- Milling dimension: 1/2" (12 mm)

Sold by unit

PRODUCT	FINISH	HEIGHT	C.C. DIMENSION	QTY/BOX
SDLP6X6BN	Brushed Nickel	10" (254 mm)	6" (152 mm)	1
SDLP6X6CH	Chrome	10" (254 mm)	6" (152 mm)	1
SDLP6X6ORB	Oil-Rubbed Bronze	10" (254 mm)	6" (152 mm)	1
SDLP6X6SC	Satin Chrome	10" (254 mm)	6" (152 mm)	1
SDLP8X8BR	Brass	12" (305 mm)	8" (203 mm)	1
SDLP8X8BN	Brushed Nickel	12" (305 mm)	8" (203 mm)	1
SDLP8X8CH	Chrome	12" (305 mm)	8" (203 mm)	1
SDLP8X8ORB	Oil-Rubbed Bronze	12" (305 mm)	8" (203 mm)	1
SDLP8X8PN	Polished Nickel	12" (305 mm)	8" (203 mm)	1

### Ladder Style Pull Handle for Glass and Wood Doors - 3/4" Diameter

Application: Shower door, sliding door and hinge door

- Door thickness: 1 3/8" to 1 49/64" (35 to 45 mm)
- Door type: Wood and glass
- Glass thickness: 1/4" to 1/2" (6 to 12 mm)
- Projection: 2 3/8" (60 mm)
- Milling dimension: 1/2" (12 mm)
- Material: Stainless steel (304)
- Edge distance: 3 15/16" (Min. 100 mm)
- 80 mm long connecting screw included to fit handles for wood doors 35-45 mm thick

Sold by unit

PRODUCT	FINISH	HEIGHT	C.C. DIMENSION	QTY/BOX
87H2R1001910171	Polished Stainless Steel	14" (356 mm)	10" (254 mm)	1
87H2R1001910170	Stainless Steel	14" (356 mm)	10" (254 mm)	1
87H2R1001912171	Polished Stainless Steel	16" (356 mm)	12" (305 mm)	1
87H2R1001912170	Stainless Steel	16" (356 mm)	12" (305 mm)	1
87H2R1001924171	Polished Stainless Steel	28" (711 mm)	24" (610 mm)	1
87H2R1001924170	Stainless Steel	28" (711 mm)	24" (610 mm)	1



### Ladder Style Pull Handle – 1 3/16" Diameter

- Door type: Wood/glass
- Door thickness: 1 3/8" to 1 49/64" (35 to 45 mm)
- Glass thickness: 5/16" to 1/2" (8 to 12 mm)
- Projection: 3 17/32" (90 mm)
- Milling dimension: 1/2" (12 mm)
- Material: Stainless steel 304
- Thickness: 1 3/16" (30 mm)
- Function: Pull handle
- Edge distance: 3 15/16" (Min. 100 mm)
- 80 mm long screw included for wood doors

Sold by unit

PRODUCT	FINISH	APPLICATION	HEIGHT	C.C. DIMENSION	QTY/BOX
701DHH2R1001170	Stainless Steel	Shower Door/Sliding Door/Hinge Door	15 3/4" (400 mm)	11 13/16" (300 mm)	1
701DHH2R1002170	Stainless Steel	Shower Door/Sliding Door/Hinge Door	19 11/16" (500 mm)	13 25/32" (350 mm)	1
701DHH2R1003170	Stainless Steel	Sliding Door/Hinge Door	23 5/8" (600 mm)	15 3/4" (400 mm)	1
701DHH2R1004170	Stainless Steel	Sliding Door/Hinge Door	31 1/2" (800 mm)	23 5/8" (600 mm)	1

## Richelieu Section 13E



# Handles

## Ladder Style Pull Handles

## Richelieu Section 13E

### Ladder Style Back-to-Back Pull - 1 1/4" Diameter

Heavy-duty stainless steel back-to-back ladder style handle. Manufactured for commercial applications. Comes with gaskets, end caps and fasteners. Requires 5/8" diameter holes in glass.

Application: Hinge door

- Door type: Glass
- Glass thickness: 3/8 to 1/2" (10 to 12 mm)
- Milling dimension: 5/8" (16 mm)
- Material: Stainless Steel (316)
- Edge distance: 3 15/16" (Min. 100 mm)
- For Interior and Exterior application

Sold by unit

PRODUCT	FINISH	HEIGHT	C.C. DIMENSION	QTY/BOX
CDLADDER12PS	Polished Stainless Steel	12" (305 mm)	6" (152 mm)	1
CDLADDER12	Stainless Steel	12" (305 mm)	6" (152 mm)	1
CDLADDER24PS	Polished Stainless Steel	24" (610 mm)	12" (305 mm)	1
CDLADDER24	Stainless Steel	24" (610 mm)	12" (305 mm)	1
CDLADDER36PS	Polished Stainless Steel	36" (914 mm)	24" (610 mm)	1
CDLADDER36	Stainless Steel	36" (914 mm)	24" (610 mm)	1
CDLADDER48PS	Polished Stainless Steel	48" (1.2 m)	36" (914 mm)	1
CDLADDER48	Stainless Steel	48" (1.2 m)	36" (914 mm)	1
CDLADDER60PS	Polished Stainless Steel	60" (1.5 m)	48" (1.2 m)	1
CDLADDER60	Stainless Steel	60" (1.5 m)	48" (1.2 m)	1
CDLADDER72PS	Polished Stainless Steel	72" (1.8 m)	60" (1.5 m)	1
CDLADDER72	Stainless Steel	72" (1.8 m)	60" (1.5 m)	1
CDLADDER84PS	Polished Stainless Steel	84" (2.1 m)	72" (1.8 m)	1
CDLADDER84	Stainless Steel	84" (2.1 m)	72" (1.8 m)	1



### Square Tube Ladder Style Pull Handle - 1" x 1"

Application: Hinge door

- Door type: Glass
- Milling dimension: 5/8" (16 mm)
- Width: 1" (25 mm)
- Thickness: 1" (25 mm)
- Edge distance: 3 15/16" (Min. 100 mm)

Sold by unit

PRODUCT	FINISH	GLASS THICKNESS	HEIGHT	C.C. DIMENSION	QTY/BOX
CD24SQSLPPS	Polished Stainless Steel	5/16" to 1/2" (8 to 12 mm)	24" (610 mm)	12" (305 mm)	1
CD24SQSLPBS	Stainless Steel	3/8" to 3/4" (10 to 19 mm)	24" (610 mm)	12" (305 mm)	1
CD36SQSLPBS	Stainless Steel	3/8" to 3/4" (10 to 19 mm)	36" (914 mm)	24" (610 mm)	1
CD48SQSLPBS	Stainless Steel	3/8" to 3/4" (10 to 19 mm)	48" (1.2 m)	36" (914 mm)	1



# Handles

## Ladder Style Pull Handles

### Square Tube Ladder Style Handle with Round Mounting Rods

Ladder type, square tube handle with round mounting rods designed to attach to glass doors.

Application: Hinge door

- Additional bolts sold separately
- Round mounting rods
- Handle is suitable for glass thicknesses 3/8" to 3/4" (10 mm to 19 mm)
- Stainless steel 1" (25 mm) square tube
- Two 5/8" (16 mm) holes required in glass
- Door type: Glass
- Glass thickness: 3/8" to 3/4" (10 to 19 mm)
- Material: Stainless steel
- Thickness: 1" (25 mm)
- Width: 1" (25 mm)
- Milling dimension: 5/8" (16 mm)

Sold by unit

PRODUCT	FINISH	HEIGHT	C.C. DIMENSION	QTY/BOX
CD24SQRLPPS	Polished Stainless Steel	24" (610 mm)	12" (305 mm)	1
CD24SQRLPBS	Stainless Steel	24" (610 mm)	12" (305 mm)	1
CD60SQRLPPS	Polished Stainless Steel	60" (1.5 m)	48" (1.2 m)	1
CD60SQRLPBS	Stainless Steel	60" (1.5 m)	48" (1.2 m)	1

### Rectangular Tube Ladder Style Pull Handle

Application: Sliding Door and Hinge Door

- Door type: Glass
- Glass thickness: 3/8" to 1/2" (10 to 12 mm)
- Projection: 2 3/8" (60 mm)
- Milling dimension: 1/2" (12 mm)
- Fixing accessories included
- Material: Stainless steel (304)
- Width: 1 9/16" (40 mm)
- Thickness: 25/32" (20 mm)
- Edge distance: 3 15/16" (Min. 100 mm)

Sold by pair

PRODUCT	FINISH	HEIGHT	C.C. DIMENSION	QTY/BOX
701IN07006170	Stainless Steel	21 21/32" (500 mm)	15 3/4" (400 mm)	1

### Rectangular Tube Ladder Style Handle

Application: Sliding door and hinge door

- Door type: Wood and glass
- Door thickness: 1 3/8" to 1 49/64" (35 to 45 mm)
- Glass thickness: 5/16" to 1/2" (8 to 12 mm)
- Milling dimension: 1/2" (12 mm)
- 80 mm long screw included for wood doors
- Finish: Stainless steel
- Material: Stainless steel (304)
- Edge distance: 3 15/16" (Min. 100 mm)

Sold by pair

PRODUCT	HEIGHT	C.C. DIMENSION	PROJECTION	WIDTH	THICKNESS	QTY/BOX
701DHH2S105170	21 21/32" (550 mm)	15 3/4" (400 mm)	2 3/8" (60 mm)	1 9/16" (40 mm)	25/32" (20 mm)	1
701SHH2S100170	47 1/4" (1.2 m)	39 3/8" (1000 mm)	2 9/16" (65 mm)	15/16" (24 mm)	3/4" (19 mm)	1

## Richelieu Section 13E



1  
FRAMELESS  
SHOWER  
HARDWARE

2  
STANDOFFS &  
DECORATIVE  
GLASS SHELF  
HARDWARE

3  
CAULKING,  
INSULATING  
FOAM &  
GLAZING  
SPLINE

4  
TOOLS &  
MACHINERY

5  
SHOP  
SUPPLIES

6  
FASTENERS

7  
MIRROR  
HARDWARE

8  
CABINET &  
FURNITURE  
GLASS  
HARDWARE

9  
DOORS &  
WINDOWS  
HARDWARE

10  
WEATHER  
STRIPPING

11  
SCREEN &  
SCREENING  
SUPPLIES

12  
GLASS  
BALUSTER  
AND RAILING

13  
GLASS  
ARCHITECTURAL  
HARDWARE

14  
SLIDING  
DOOR  
SYSTEMS

15  
ALUMINUM  
MOLDING

16  
COMMERCIAL  
DISPLAY  
HARDWARE

17  
AUTOMOTIVE

# Handles

## Offset Pull Handles

### Angled Pull Handle

Application: Shower door and hinge door

- Door type: Wood and glass
- Door thickness: 1 3/8" to 1 49/64" (35 to 45 mm)
- Glass thickness: 5/16" to 1/2" (8 to 12 mm)
- Diameter: 1 1/4" (32 mm)
- 80 mm long screw included for wood doors
- Projection: 2 27/32" (72 mm)
- Milling dimension: 1/2" (12 mm)
- Material: Stainless steel (304)
- Edge distance: 3 15/16" (Min. 100 mm)

Sold by pair

PRODUCT	FINISH	HEIGHT	C.C. DIMENSION	QTY/BOX
701DHO2R1001170	Stainless Steel	17 23/32" (450 mm)	16 1/2" (418 mm)	1

### Heavy-Duty Ladder Style Back-to-Back Pull Handle with Offset Base

Manufactured for commercial applications. Comes with gaskets, end caps and fasteners.

Application: Shower door and hinge door

- Door type: Glass
- Glass thickness: 3/8" to 1/2" (10 to 12 mm)
- Diameter: 1 1/4" (32 mm)
- Milling dimension: 5/8" (16 mm)
- Material: Stainless Steel (316)

Sold by unit

PRODUCT	FINISH	HEIGHT	C.C. DIMENSION	QTY/BOX
CDLADDER24OSBS	Stainless Steel	24" (610 mm)	12" (305 mm)	Set
CDLADDER36OSBS	Stainless Steel	36" (914 mm)	24" (610 mm)	Set
CDLADDER48OSBS	Stainless Steel	48" (1.2 m)	36" (914 mm)	Set
CDLADDER60OSBS	Stainless Steel	60" (1.5 m)	48" (1.2 m)	Set
CDLADDER72OSBS	Stainless Steel	72" (1.8 m)	60" (1.5 m)	Set

## Single Handles and Towel Bars

### Deluxe Single Mount Towel Bar with Washers

Requires 3/8" or 1/2" (10 or 12 mm) diameter holes for installation.

Application: Shower door

- Door type: Glass
- Glass thickness: 3/16" to 1/2" (5 to 12 mm)
- Diameter: 3/4" (19 mm)

Sold by unit

PRODUCT	FINISH	C.C. DIMENSION	QTY/BOX
SDBM18CHD	Chrome	18" (457 mm)	1
SDBM24CHD	Chrome	24" (610 mm)	1

## Richelieu Section 13E



# Handles

## Single Handles and Towel Bars

### Single Mount Towel Bar Without Washers

Application: Shower door

- Door type: Glass
- Glass thickness: 3/16" to 1/2" (5 to 12 mm)
- Diameter: 3/4" (19 mm)

Sold by unit

PRODUCT	FINISH	C.C. DIMENSION	QTY/BOX
SDBMNW18BN	Brushed Nickel	18" (457 mm)	1
SDBMNW20BN	Brushed Nickel	20" (510 mm)	1
SDBMNW24BN	Brushed Nickel	24" (610 mm)	1
SDBMNW26BN	Brushed Nickel	26" (660 mm)	1
SDBMNW28BN	Brushed Nickel	28" (711 mm)	1
SDBMNW12CH	Chrome	12" (305 mm)	1
SDBMNW14CH	Chrome	14" (356 mm)	1
SDBMNW18CH	Chrome	18" (457 mm)	1
SDBMNW20CH	Chrome	20" (510 mm)	1
SDBMNW22CH	Chrome	22" (559 mm)	1
SDBMNW24CH	Chrome	24" (610 mm)	1
SDBMNW26CH	Chrome	26" (660 mm)	1
SDBMNW27CH	Chrome	27" (686 mm)	1
SDBMNW30CH	Chrome	30" (762 mm)	1
SDBMNW24BR	Polished Brass	24" (610 mm)	1
SDBMNW26BR	Polished Brass	26" (660 mm)	1

### Single Sided Pull with Washers

Single Sided Pull with 1" (25 mm) washers. Heavy wall tubular brass / stainless steel construction.

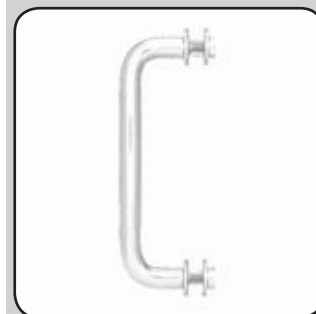
Application: Shower door and hinge door

- Door type: Glass
- Glass thickness: 3/16" to 1/2" (5 to 12 mm)
- Material: Brass
- Function: Single pull handle
- Diameter: 3/4" (19 mm)

Sold by unit

PRODUCT	FINISH	C.C. DIMENSION	QTY/BOX
SDSSP6BN	Brushed Nickel	6" (152 mm)	1
SDSSP6CH	Chrome	6" (152 mm)	1
SDSSP8CH	Chrome	8" (203 mm)	1

## Richelieu Section 13E



1  
FRAMELESS  
SHOWER  
HARDWARE

2  
STANDOFFS &  
DECORATIVE  
GLASS SHELF  
HARDWARE

3  
CAULKING,  
INSULATING  
FOAM &  
GLAZING  
SPLINE

4  
TOOLS &  
MACHINERY

5  
SHOP  
SUPPLIES

6  
FASTENERS

7  
MIRROR  
HARDWARE

8  
CABINET &  
FURNITURE  
GLASS  
HARDWARE

9  
DOORS &  
WINDOWS  
HARDWARE

10  
WEATHER  
STRIPPING

11  
SCREEN &  
SCREENING  
SUPPLIES

12  
GLASS  
BALUSTER  
AND RAILING

13  
GLASS  
ARCHITECTURAL  
HARDWARE

14  
SLIDING  
DOOR  
SYSTEMS

15  
ALUMINUM  
MOLDING

16  
COMMERCIAL  
DISPLAY  
HARDWARE

17  
AUTOMOTIVE

# Handles

## Single Handles and Towel Bars

## Richelieu Section 13E

### Single Mount Towel Bar with Washers

Application: Shower door

- Door type: Glass
- Glass thickness: 3/16" to 1/2" (5 to 12 mm)
- Diameter: 3/4" (19 mm)

Sold by unit

PRODUCT	FINISH	C.C. DIMENSION	QTY/BOX
SDBM16BN	Brushed Nickel	16" (406 mm)	1
SDBM18BN	Brushed Nickel	18" (457 mm)	1
SDBM20BN	Brushed Nickel	20" (51 cm)	1
SDBM22BN	Brushed Nickel	22" (559 mm)	1
SDBM24BN	Brushed Nickel	24" (610 mm)	1
SDBM26BN	Brushed Nickel	26" (660 mm)	1
SDBM27BN	Brushed Nickel	27" (686 mm)	1
SDBM30BN	Brushed Nickel	30" (762 mm)	1
SDBM12CH	Chrome	12" (305 mm)	1
SDBM14CH	Chrome	14" (356 mm)	1
SDBM16CH	Chrome	16" (406 mm)	1
SDBM18CH	Chrome	18" (457 mm)	1
SDBM20CH	Chrome	20" (510 mm)	1
SDBM22CH	Chrome	22" (559 mm)	1
SDBM24CH	Chrome	24" (610 mm)	1
SDBM26CH	Chrome	26" (660 mm)	1
SDBM27CH	Chrome	27" (686 mm)	1
SDBM28CH	Chrome	28" (711 mm)	1
SDBM30CH	Chrome	30" (762 mm)	1
SDBM22ORB	Oil-Rubbed Bronze	22" (559 mm)	1
SDBM18BR	Polished Brass	18" (457 mm)	1
SDBM24PN	Polished Nickel	24" (610 mm)	1

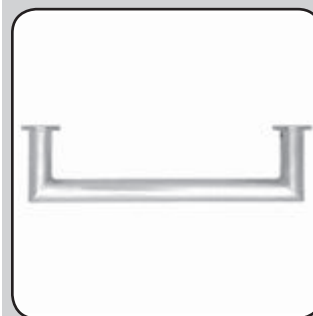
### Square Tubular Single Sided Towel Bar

Application: Shower door

- Door type: Glass
- Glass thickness: 1/4" to 1/2" (6 to 12 mm)
- Diameter: 3/4" (19 mm)

Sold by unit

PRODUCT	FINISH	C.C. DIMENSION	QTY/BOX
SDMT18BN	Brushed Nickel	18" (457 mm)	1
SDMT18CH	Chrome	18" (457 mm)	1
SDMT24BN	Brushed Nickel	24" (610 mm)	1
SDMT24CH	Chrome	24" (610 mm)	1



# Handles

## Single Handles and Towel Bars

### Towel Bar

Application: Shower door, sliding door and hinge door

- Door type: Glass
- Glass thickness: 1/4" to 1/2" (6 to 12 mm)
- Diameter: 3/4" (19 mm)
- Material: Stainless steel (304)
- Milling dimension: 1/2" (12 mm)
- Edge distance: 3 15/16" (100 mm)

Sold by unit

PRODUCT	FINISH	LENGTH	C.C. DIMENSION	QTY/BOX
87D1R10218171	Polished Stainless Steel	18 3/4" (476 mm)	18" (457 mm)	1
87D1R10218170	Stainless Steel	18 3/4" (476 mm)	18" (457 mm)	1
87D1R10220171	Polished Stainless Steel	20 3/4" (527 mm)	20" (510 mm)	1
87D1R10220170	Stainless Steel	20 3/4" (527 mm)	20" (510 mm)	1
87D1R10224171	Polished Stainless Steel	24 3/4" (629 mm)	24" (610 mm)	1
87D1R10224170	Stainless Steel	24 3/4" (629 mm)	24" (610 mm)	1

### Single Mount Square Towel Bar - 3/4" X 3/4"

Constructed of 3/4" (19 mm) diameter square tubing. Requires 1/2" (12 mm) diameter holes for installation.



Application: Shower door

- Door type: Glass
- Glass thickness: 1/4" to 1/2" (6 to 12 mm)
- Milling dimension: 1/2" (12 mm)
- Stainless steel installation hardware and allen wrench included

Sold by unit

PRODUCT	FINISH	C.C. DIMENSION	QTY/BOX
SDSQ18BN	Brushed Nickel	18" (457 mm)	1
SDSQ18CH	Chrome	18" (457 mm)	1
SDSQ24BN	Brushed Nickel	24" (610 mm)	1
SDSQ24CH	Chrome	24" (610 mm)	1
SDSQ24BR	Polished Brass	24" (610 mm)	1

## Richelieu Section 13E



**1**  
FRAMELESS  
SHOWER  
HARDWARE

**2**  
STANDOFFS &  
DECORATIVE  
GLASS SHELF  
HARDWARE

**3**  
CAULKING,  
INSULATING  
FOAM &  
GLAZING  
SPLINE

**4**  
TOOLS &  
MACHINERY

**5**  
SHOP  
SUPPLIES

**6**  
FASTENERS

**7**  
MIRROR  
HARDWARE

**8**  
CABINET &  
FURNITURE  
GLASS  
HARDWARE

**9**  
DOORS &  
WINDOWS  
HARDWARE

**10**  
WEATHER  
STRIPPING

**11**  
SCREEN &  
SCREENING  
SUPPLIES

**12**  
GLASS  
BALUSTER  
AND RAILING

**13**  
GLASS  
ARCHITECTURAL  
HARDWARE

**14**  
SLIDING  
DOOR  
SYSTEMS

**15**  
ALUMINUM  
MOLDING

**16**  
COMMERCIAL  
DISPLAY  
HARDWARE

**17**  
AUTOMOTIVE



# Handles

## Stylized Pull Handles

### Pull Handle

Application: Shower door/hinge door

- Door type: Glass
- Material: Solid brass
- Glass thickness: 3/8" to 1/2" (10 to 12 mm)
- Projection: 1 5/16" (33 mm)
- Edge distance: 3 15/16" (100 mm)
- Milling dimension: 1/2" (12 mm)

Sold by set

PRODUCT	FINISH	LENGTH	HEIGHT	QTY/BOX
8735R5059195	Brushed Nickel	2"	2 5/16" (59 mm)	1
8735R5059140	Chrome	2"	2 5/16" (59 mm)	1

### Pull Handle

Application: Shower door and hinge door

- Door type: Glass
- Material: Solid brass
- Glass thickness: 3/8" to 1/2" (10 to 12 mm)
- Projection: 1 11/32" (34 mm)
- Edge distance: 3 15/16" (100 mm)
- Milling dimension: 5/8" (16 mm)

Sold by set

PRODUCT	FINISH	LENGTH	C.C. DIMENSION	HEIGHT	QTY/BOX
8734S5060195	Brushed Nickel	2" (50 mm)	1 3/16" (30 mm)	2 3/8" (61 mm)	1
8734S5060140	Chrome	2" (50 mm)	1 3/16" (30 mm)	2 3/8" (61 mm)	1
8733S15060195	Brushed Nickel	5 29/32" (150 mm)	3 15/16" (100 mm)	2 3/8" (61 mm)	1
8733S15060140	Chrome	5 29/32" (150 mm)	3 15/16" (100 mm)	2 3/8" (61 mm)	1

### Shower Door Handle Set

Handle set for hinged shower doors and sliding tub enclosure doors, plated finish.

Application: Shower door

- Door type: Aluminum frame
- Edge distance: 3 15/16" (100 mm)
- 1 handle set with installation screws included

Sold by set

PRODUCT	FINISH	C.C. DIMENSION	QTY/BOX
WD19145C	Chrome	3 1/2" (89 mm)	1

### Twin Handle

Handle for use with either a sliding door or a hinged opening system.


Application: For commercial environments, offices, boardrooms and shower doors (Hinge Door)

- Material: Stainless steel
- Door type: Glass
- Diameter: 1 1/2" (38 mm)
- Milling dimension: 1/2" (12 mm)
- Edge distance: 3 15/16" (100 mm)
- Glass thickness: 3/8" (10 mm)

Sold by unit

PRODUCT	FINISH	HEIGHT	C.C. DIMENSION	QTY/BOX
893254600170	Stainless Steel	23 5/8" (600 mm)	15 3/4" (400 mm)	1

## Richelieu Section 13E



# Handles

## Glass Door Knobs

### Contemporary Solid Brass Knob - 206

Application: Shower door, sliding door and hinge door

- 1 3/16" (30 mm) diameter x 1 3/16" (30 mm) standoff from door surface
- Requires 3/8" or 1/2" (10 or 12 mm) diameter hole for installation
- Single side mounting style
- Glass thickness: 1/4 to 1/2" (6 to 12 mm)
- Milling dimension: 3/8 to 1/2" (10 to 12 mm)

Sold by unit

PRODUCT	FINISH	Ø	PROJECTION	QTY/BOX
SDSDK206BSC	Brushed Chrome	1 3/16" (30 mm)	1 3/16" (30 mm)	1
SDSDK206BN	Brushed Nickel	1 3/16" (30 mm)	1 3/16" (30 mm)	1
SDSDK206CH	Chrome	1 3/16" (30 mm)	1 3/16" (30 mm)	1

### Contemporary Solid Brass Knob - 106

Application: Shower door and hinge door

- 1 3/16" (30 mm) diameter x 1 3/16" (30 mm) standoff from door surface
- Requires 3/8" or 1/2" (10 or 12 mm) diameter hole for installation
- Back-to-back mounting style
- Door type: Glass
- Glass thickness: 1/4 to 1/2" (6 to 12 mm)
- Milling dimension: 3/8 to 1/2" (10 to 12 mm)

Sold by unit

PRODUCT	FINISH	Ø	PROJECTION	QTY/BOX
SDSDK106BR	Brass	1 3/16" (30 mm)	1 3/16" (30 mm)	1
SDSDK106CH	Chrome	1 3/16" (30 mm)	1 3/16" (30 mm)	1

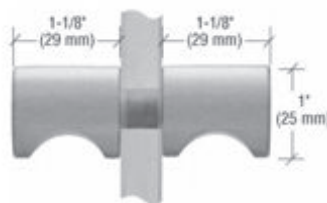
### Contemporary Solid Brass Knob - 140

Designed for back-to-back mounting. Sold individually, including front and back buttons. Requires 3/8" or 1/2" (10 or 12 mm) hole for installation.

Application: Shower door

- Door type: Glass
- Material: Solid brass
- Glass thickness: 3/16 to 1/2" (5 to 12 mm)
- Milling dimension: 3/8" to 1/2" (10 to 12 mm)

Sold by unit



PRODUCT	FINISH	Ø	PROJECTION	LENGTH	WIDTH	QTY/BOX
SDSDK140BR	Brass	1" (25 mm)	1 5/32" (29 mm)	1 1/8" (29 mm)	1" (25 mm)	1
SDSDK140BN	Brushed Nickel	1" (25 mm)	1 5/32" (29 mm)	1 1/8" (29 mm)	1" (25 mm)	1
SDSDK140CH	Chrome	1" (25 mm)	1 5/32" (29 mm)	1 1/8" (29 mm)	1" (25 mm)	1
SDSDK140ORB	Oil-Rubbed Bronze	1" (25 mm)	1 5/32" (29 mm)	1 1/8" (29 mm)	1" (25 mm)	1

## Richelieu Section 13E



1  
FRAMELESS  
SHOWER  
HARDWARE

2  
STANDOFFS &  
DECORATIVE  
GLASS SHELF  
HARDWARE

3  
CAULKING,  
INSULATING  
FOAM &  
GLAZING  
SPLINE

4  
TOOLS &  
MACHINERY

5  
SHOP  
SUPPLIES

6  
FASTENERS

7  
MIRROR  
HARDWARE

8  
CABINET &  
FURNITURE  
GLASS  
HARDWARE

9  
DOORS &  
WINDOWS  
HARDWARE

10  
WEATHER  
STRIPPING

11  
SCREEN &  
SCREENING  
SUPPLIES

12  
GLASS  
BALUSTER  
AND RAILING

13  
GLASS  
ARCHITECTURAL  
HARDWARE

14  
SLIDING  
DOOR  
SYSTEMS

15  
ALUMINUM  
MOLDING

16  
COMMERCIAL  
DISPLAY  
HARDWARE

17  
AUTOMOTIVE

# Handles

## Glass Door Knobs

## Richelieu Section 13E


### Contemporary Solid Brass Back-to-Back Knob - 107

Application: Shower door and hinge door

- 1" diameter x 1 3/16" (30 mm) standoff from door surface
- Requires 3/8" or 1/2" (10 or 12 mm) diameter hole for installation
- Back-to-back mounting style
- Glass thickness: 1/4 to 1/2" (6 to 12 mm)

Sold by unit

PRODUCT	FINISH	Ø	PROJECTION	QTY/BOX
SDSDK107CH	Chrome	1" (25 mm)	1 3/16" (30 mm)	1

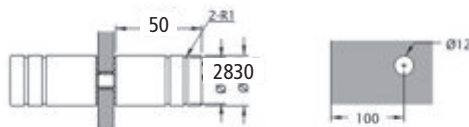


### Contemporary Solid Brass Knob - 8731R

Application: Shower door

- Milling dimension: 1/2" (12 mm)
- Glass thickness: 1/4 to 1/2" (6 to 12 mm)

Sold by set



PRODUCT	FINISH	Ø	PROJECTION	QTY/BOX
8731R3050195	Brushed Nickel	1 3/16" (30 mm)	1 31/32" (50 mm)	1
8731R3050140	Chrome	1 3/16" (30 mm)	1 31/32" (50 mm)	1

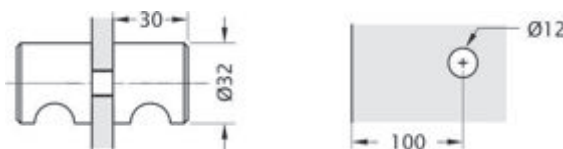


### Contemporary Solid Brass Knob - 8710

Application: Shower door

- Milling dimension: 1/2" (12 mm)
- Glass thickness: 1/4 to 1/2" (6 to 12 mm)

Sold by set



PRODUCT	FINISH	Ø	PROJECTION	QTY/BOX
8710R3230195	Brushed Nickel	1 1/4" (32 mm)	1 3/16" (30 mm)	1
8710R3230140	Chrome	1 1/4" (32 mm)	1 3/16" (30 mm)	1
8710R3538195	Brushed Nickel	1 3/8" (35 mm)	1 1/2" (38 mm)	1
8710R3538140	Chrome	1 3/8" (35 mm)	1 1/2" (38 mm)	1



### Contemporary Square Solid Brass Knob - 160


Square style, shower door knobs with attractive ribbed appearance designed to match our handles and towel bars.

Application: Shower door and hinge door

- Glass thickness: 1/4 to 1/2" (6 to 12 mm)

Sold by unit

PRODUCT	FINISH	WIDTH	PROJECTION	QTY/BOX
SDSDK160BN	Brushed Nickel	1 3/16" (30 mm)	1 3/16" (30 mm)	1
SDSDK160CH	Chrome	1 3/16" (30 mm)	1 3/16" (30 mm)	1



# Handles

## Glass Door Knobs

### Comtemporary Single Mount Square Solid Brass Knob - 150

Square style shower door knobs with attractive ribbed appearance designed to match our handles and towel bars.

Application: Shower door, sliding door and hinge door

- Glass thickness: 1/4 to 1/2" (6 to 12 mm)

Sold by unit

PRODUCT	FINISH	WIDTH	PROJECTION	QTY/BOX
SDSDK150CH	Chrome	1 3/16" (30 mm)	1 3/16" (30 mm)	1

### Transitional Solid Brass Back-to-Back Knob - 112

Application: Shower door

- Requires 3/8" or 1/2" (10 or 12 mm) diameter hole for installation
- Back-to-back mounting style
- Glass thickness: 1/4 to 1/2" (6 to 12 mm)

Sold by unit

PRODUCT	FINISH	Ø	PROJECTION	QTY/BOX
SDSDKP112BN	Brushed Nickel	3/4" (19 mm)	1 1/4" (32 mm)	1
SDSDKP112CH	Chrome	3/4" (19 mm)	1 1/4" (32 mm)	1

### Transitional Solid Brass Knob - 112

Application: Shower door and sliding door

- Requires 3/8" or 1/2" (10 or 12 mm) diameter hole for installation
- Single side mounting styles
- Glass thickness: 1/4 to 1/2" (6 to 12 mm)

Sold by unit

PRODUCT	FINISH	Ø	PROJECTION	QTY/BOX
SDSDKP212CH	Chrome	3/4" (19 mm)	1 1/4" (32 mm)	1

### Transitional Solid Brass Knob - 212



Application: Shower door and sliding door

- 3/4" (19 mm) diameter x 1 1/4" (32 mm) standoff from door surface
- Single side mounting styles
- Requires 3/8" or 1/2" (10 or 12 mm) diameter hole for installation
- Glass thickness: 1/4 to 1/2" (6 to 12 mm)

Sold by unit

PRODUCT	FINISH	Ø	PROJECTION	QTY/BOX
SDSDK212BR	Brass	3/4" (19 mm)	1 1/4" (32 mm)	1
SDSDK212BSC	Brushed Chrome	3/4" (19 mm)	1 1/4" (32 mm)	1
SDSDK212BN	Brushed Nickel	3/4" (19 mm)	1 1/4" (32 mm)	1
SDSDK212CH	Chrome	3/4" (19 mm)	1 1/4" (32 mm)	1
SDSDK212SC	Satin Chrome	3/4" (19 mm)	1 1/4" (32 mm)	1

## Richelieu Section 13E



1  
FRAMELESS  
SHOWER  
HARDWARE

2  
STANDOFFS &  
DECORATIVE  
GLASS SHELF  
HARDWARE

3  
CAULKING,  
INSULATING  
FOAM &  
GLAZING  
SPLINE

4  
TOOLS &  
MACHINERY

5  
SHOP  
SUPPLIES

6  
FASTENERS

7  
MIRROR  
HARDWARE

8  
CABINET &  
FURNITURE  
GLASS  
HARDWARE

9  
DOORS &  
WINDOWS  
HARDWARE

10  
WEATHER  
STRIPPING

11  
SCREEN &  
SCREENING  
SUPPLIES

12  
GLASS  
BALUSTER  
AND RAILING

13  
GLASS  
ARCHITECTURAL  
HARDWARE

14  
SLIDING  
DOOR  
SYSTEMS

15  
ALUMINUM  
MOLDING

16  
COMMERCIAL  
DISPLAY  
HARDWARE

17  
AUTOMOTIVE

# Handles

## Glass Door Knobs

### Transitional Solid Brass Back-to-Back Knob - 112

Application: Shower door

- 3/4" (19 mm) diameter x 1 1/4" (32 mm) standoff from door surface
- Available in single mount or back-to-back mounting styles
- Requires 3/8" or 1/2" (10 or 12 mm) diameter hole for installation
- Glass thickness: 1/4 to 1/2" (6 to 12 mm)

Sold by unit

PRODUCT	FINISH	Ø	PROJECTION	QTY/BOX
SDSDK112BN	Brushed Nickel	3/4" (19 mm)	1 1/4" (32 mm)	1
SDSDK112CH	Chrome	3/4" (19 mm)	1 1/4" (32 mm)	1
SDSDK112SC	Satin Chrome	3/4" (19 mm)	1 1/4" (32 mm)	1

### Traditional Solid Brass Single Mount Knob - 200

Application: Shower door

- 1 9/16" (40 mm) diameter x 1 3/16" (30 mm) standoff from door surface
- Glass thickness: 1/4 to 1/2" (6 to 12 mm)
- Requires 3/8" or 1/2" (10 or 12 mm) diameter hole for installation

Sold by unit

PRODUCT	FINISH	Ø	PROJECTION	QTY/BOX
SDSDK200CH	Chrome	1 9/16" (40 mm)	1 3/16" (30 mm)	1

### Traditional UV Bond Crystal Knob - 400

Traditional crystal knob provides a clean and transparent look. Knob and door blend together for a see-through appearance. No hole drilling required.


Application: Shower door and hinge door

- Material: Crystal
- UV bonded installation using LUMIFIX or TRIOLYSE
- Glass thickness: 1/4 to 1/2" (6 to 12 mm)

Sold by unit

PRODUCT	FINISH	Ø	PROJECTION	QTY/BOX
SDSDK400CR	Clear	1 15/16" (49 mm)	1 3/16" (30 mm)	1

## Richelieu Section 13E



# Handles

## Glass Swing Door Handles and Locks

### Knob Latch

Application: Shower door

- Available in back-to-back mounting style
- Includes wall mounted tapered strike and J-hook for glass-to-glass
- Milling dimension: 7/8" (22 mm)
- Glass thickness: 5/16 to 1/2" (8 to 12 mm)
- 180 degree
- Function: Privacy
- Product type: Deadbolt lock

Sold by unit

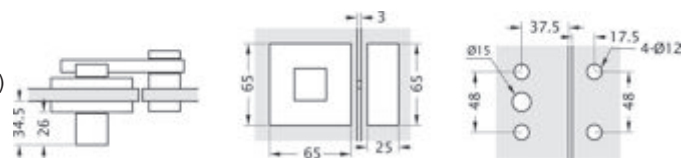
PRODUCT	FINISH	QTY/BOX
SDLAT001BN	Brushed Nickel	1
SDLAT001CH	Chrome	1
SDLAT001ORB	Oil-Rubbed Bronze	1
SDLAT135ORB	Oil-Rubbed Bronze	1

### Latch - Projection: 34.5 mm

Application: Shower door and hinge door

- Plate style: Square
- Function: Privacy
- Product type: Deadbolt lock
- Glass thickness: 3/8" to 1/2" (10 to 12 mm)

Sold by unit



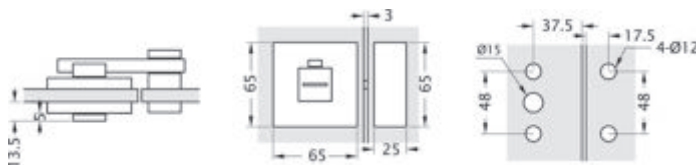
PRODUCT	FINISH	WIDTH	HEIGHT	PROJECTION	QTY/BOX
87101195	Brushed Nickel	2 9/16" (65 mm)	2 9/16" (65 mm)	1 11/32" (34.5 mm)	1
87101140	Chrome	2 9/16" (65 mm)	2 9/16" (65 mm)	1 11/32" (34.5 mm)	1

### Latch - Projection: 13.5 mm

Application: Shower Door and Hinge Door

- Latch 65 mm x 65 mm.
- Door type: Glass
- Plate Style: Square
- Function: Privacy
- Product Type: Deadbolt lock

Sold by unit



PRODUCT	FINISH	HEIGHT	WIDTH	GLASS THICKNESS	PROJECTION	QTY/BOX
87102195	Brushed Nickel	2 9/16" (65 mm)	2 9/16" (65 mm)	3/8" to 1/2" (10 to 12 mm)	17/32" (14 mm)	1
87102140	Chrome	2 9/16" (65 mm)	2 9/16" (65 mm)	3/8" to 1/2" (10 to 12 mm)	17/32" (14 mm)	1

## Richelieu Section 13E



1  
FRAMELESS  
SHOWER  
HARDWARE

2  
STANDOFFS &  
DECORATIVE  
GLASS SHELF  
HARDWARE

3  
CAULKING,  
INSULATING  
FOAM &  
GLAZING  
SPLINE

4  
TOOLS &  
MACHINERY

5  
SHOP  
SUPPLIES

6  
FASTENERS

7  
MIRROR  
HARDWARE

8  
CABINET &  
FURNITURE  
GLASS  
HARDWARE

9  
DOORS &  
WINDOWS  
HARDWARE

10  
WEATHER  
STRIPPING

11  
SCREEN &  
SCREENING  
SUPPLIES

12  
GLASS  
BALUSTER  
AND RAILING

13  
GLASS  
ARCHITECTURAL  
HARDWARE

14  
SLIDING  
DOOR  
SYSTEMS

15  
ALUMINUM  
MOLDING

16  
COMMERCIAL  
DISPLAY  
HARDWARE

17  
AUTOMOTIVE



# Handles

## Glass Swing Door Handles and Locks

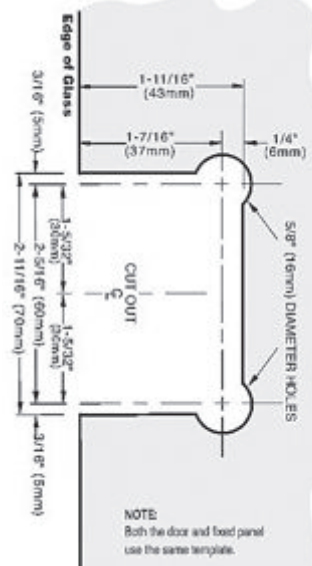
### Keyed Swinging Glass Door Lock

Application: Shower door and hinge door

- Material: Solid brass
- Lock can be used glass-to-wall or glass-to-glass, with optional matching keeper
- Glass must be notched for installation
- Swinging door lock features a pin
- Function: Entrance
- Glass thickness: 5/16 to 1/2" (8 to 12 mm)

Sold by unit

PRODUCT	FINISH	WIDTH	HEIGHT	QTY/BOX
SD700KLBN	Brushed Nickel	2" (51 mm)	3 1/2" (89 mm)	1
SD700KLCH	Chrome	2" (51 mm)	3 1/2" (89 mm)	1



## Richelieu Section 13E



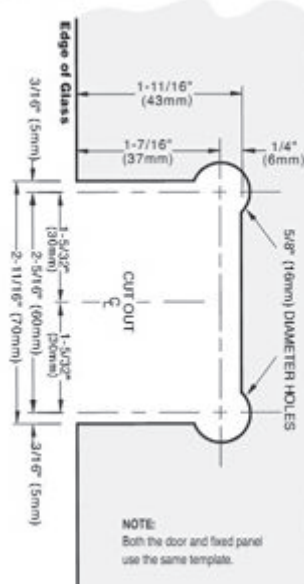
### Swinging Glass Door Lock

Application: Glass must be notched for installation, shower door and hinge door

- Material: Solid brass
- Lock can be used glass to wall or glass to glass, with optional matching keeper
- Indicator on exterior displays red if lock is activated; blue if lock is open
- Function: Privacy
- Glass thickness: 5/16 to 1/2" (8 to 12 mm)
- Includes wall mounted strike plate, screws and anchors, gaskets and Hex wrench

Sold by unit

PRODUCT	FINISH	WIDTH	HEIGHT	QTY/BOX
SD700CBN	Brushed Nickel	2" (51 mm)	3 1/2" (89 mm)	1
SD700CCH	Chrome	2" (51 mm)	3 1/2" (89 mm)	1



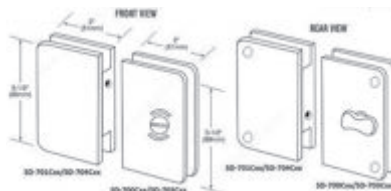
### Swinging Glass Door Lock Keeper

Application: Shower door and hinge door

- Material: Solid brass
- Lock can be glass-to-wall or glass-to-glass type, with optional matching striker
- Glass must be notched for installation
- Glass thickness: 5/16 to 1/2" (8 to 12 mm)

Sold by unit

PRODUCT	FINISH	MATERIAL	GLASS THICKNESS	QTY/BOX
SD701CBN	Brushed Nickel	Solid Brass	5/16 to 1/2" (8 to 12 mm)	1
SD701CCH	Chrome	Solid Brass	5/16 to 1/2" (8 to 12 mm)	1





# Interior Glass Sliding Door Systems



## SECTION 14



See our product selection on [richelieuglazingsupplies.com](http://richelieuglazingsupplies.com)

**1**  
FRAMELESS  
SHOWER  
HARDWARE

**2**  
STANDOFFS &  
DECORATIVE  
GLASS SHELF  
HARDWARE

**3**  
CAULKING,  
INSULATING  
FOAM &  
GLAZING  
SPLINE

**4**  
TOOLS &  
MACHINERY

**5**  
SHOP  
SUPPLIES

**6**  
FASTENERS

**7**  
MIRROR  
HARDWARE

**8**  
CABINET &  
FURNITURE  
GLASS  
HARDWARE

**9**  
DOORS &  
WINDOWS  
HARDWARE

**10**  
WEATHER  
STRIPPING

**11**  
SCREEN &  
SCREENING  
SUPPLIES

**12**  
GLASS  
BALUSTER  
& RAILING

**13**  
GLASS  
ARCHITECTURAL  
HARDWARE

**14**  
SLIDING  
DOOR  
SYSTEMS

**15**  
MOLDINGS

**16**  
COMMERCIAL  
DISPLAY  
HARDWARE


**17**  
AUTOMOTIVE



# Moldings


## Functional Aluminum Moldings

Section 15A




## Aluminum Mirror Finishing Moldings

Section 15B




## Retainer Moldings

Section 15C




## Aluminum Finishing Moldings

Section 15D



## Decorative Stainless Steel Moldings

Section 15E



# SECTION 15

FRAMELESS SHOWER  
HARDWARE

1

STANDOFFS &  
DECORATIVE GLASS  
SHELF HARDWARE

2

CAULKING,  
INSULATING FOAM  
& GLAZING SPLINE

3

TOOLS &  
MACHINERY

4

SHOP SUPPLIES

5

FASTENERS

6

MIRROR HARDWARE

7

CABINET &  
FURNITURE GLASS  
HARDWARE

8

DOORS &  
WINDOWS  
HARDWARE

9

WEATHER STRIPPING

10

SCREEN &  
SCREENING SUPPLIES

11

GLASS BALUSTER  
& RAILING

12

GLASS  
ARCHITECTURAL  
HARDWARE

13

SLIDING DOOR  
SYSTEMS

14

MOLDINGS

15

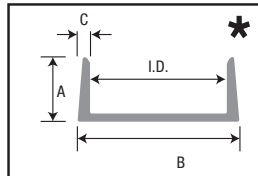
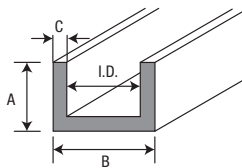

COMMERCIAL  
DISPLAY HARDWARE

16

AUTOMOTIVE

17

## U-SHAPED

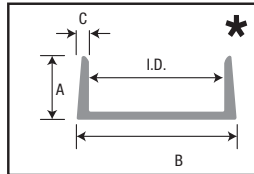
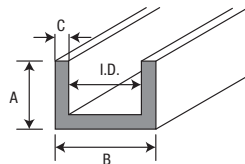


ALUMINUM					FINISH					
I.D.	A	B	C	LENGTH	SATIN	POLISHED	CHROME	GOLD	BLACK	STAINLESS STEEL
1/4"	3/8"	13/32"	1/16"	8'	D0100790810					D01007808170
		3/8"	1/16"	12'	D010079		D010078	D010077		010078170
	1/2"	3/8"	1/16"	12'	EXU381212S	EXU383812P	EXU381212C			
	1"	3/8"	1/8"	12'	EXU38112S					
3/8"	3/4"	1/2"	1/16"	12'	EXU123412S					
				8'	16140810					
	1/2"	1/2"	1/2"	12'	1614010		1614140			
	1 1/4"	1/2"	1/2"	12'	EXU1211412S					
7/16"	3/8"	9/16"	1/16"	8'			EXU916388C			
				12'	EXU9163812S		EXU9163812C			
	3/4"	9/16"	1/16"	8'	D0121810810					D01218208170
				12'	D012181		D012182	D012183	D012184	012182170
1/2"	1/2"	3/4"	1/8"	12'	D016411210		D0164112140			
				8'	D0100820810		D01008108140			
	5/8"	5/8"	1/16"	12'	D010082		D010081			
				12'	EXU343412S18					
	1"	5/8"	1/16"	8'	D0100580810					
				12'	D010058		D010066			
9/16"	3/8"	11/16"	1/16"	12'			EXU11163812C		EXU1116348BL	
				8'	EXU1116348G					
	3/4"	11/16"	11/16"	12'	EXU11163412S		EXU11163412C			
				8'	D016330810					
		3/4"	3/32"	12'	D016331210		D0163312140			
				8'	D016170810					
5/8"	5/8"	3/4"	1/16"	12'	D016171210		D0161712140			
				8'	D016171210		D0161712140			
	11/32"	3/4"	1/16"	12'	31981210*					319812170*
	3/4"	3/4"	1/16"	12'	EXU343412S					
3/4"	1"	3/4"	1/16"	12'	EXU34112S					
	11/32"	7/8"	1/16"	12'	31971210*					319712170*
	1/2"	1"	1/8"	12'	D016381210		D0163812140			
	5/8"	7/8"	1/16"	8'	D0100850810					
	3/4"	7/8"	1/16"	12'	D010085		D010084	D010083		
				12'						
	1"	1"	1/8"	12'	EXU1112S		EXU1112C			
				20'						EXU1120BS
	1 1/2"	1"	1/8"	12'	EXU11512S		EXU11512C			EXU11512BS
	2"	1"	1/8"	12'	EXU1212S		EXU1212C			EXU1212BS
				20'						EXU1220BS
	2 1/4"	1"	1/8"	12'	EXU121412SR					
7/8"	3/4"	1"	1/16"	12'	EXU13412S					
1"	13/16"	1 1/8"	1/16"	12'	MRB448VC					
1 1/4"	1"	1 1/2"	1/8"	8'						D016440810
				12'	D016441210		D0164412140			

\* Refer to upper right technical drawing

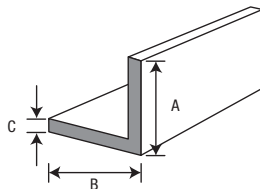
- 1  
FRAMELESS  
SHOWER  
HARDWARE
- 2  
STANDOFFS &  
DECORATIVE  
GLASS SHELF  
HARDWARE
- 3  
CAULKING,  
INSULATING  
FOAM &  
GLAZING  
SPLINE
- 4  
TOOLS &  
MACHINERY
- 5  
SHOP  
SUPPLIES
- 6  
FASTENERS
- 7  
MIRROR  
HARDWARE
- 8  
CABINET &  
FURNITURE  
GLASS  
HARDWARE
- 9  
DOORS &  
WINDOWS  
HARDWARE
- 10  
WEATHER  
STRIPPING
- 11  
SCREEN &  
SCREENING  
SUPPLIES
- 12  
GLASS  
BALUSTER  
& RAILING
- 13  
GLASS  
ARCHITECTURAL  
HARDWARE
- 14  
SLIDING  
DOOR  
SYSTEMS
- 15  
MOLDINGS
- 16  
COMMERCIAL  
DISPLAY  
HARDWARE
- 17  
AUTOMOTIVE

### U-SHAPED (CONT'D)



ALUMINUM					FINISH					
I.D.	A	B	C	LENGTH	MILL FINISH	WHITE	OIL-RUBBED BRONZE	BRONZE	BRUSHED NICKEL	BRUSHED
1/4"	3/8"	13/32"	1/16"	8'						MRB757S
	1/2"	3/8"		12'						MRB257S
5/16"	3/8"	1/2"	3/32"	12'	MRB148M					MRB148S
3/8"	3/4"	1/2"	1/16"	12'				EXU123412B		
	5/16"			12'	MRB57M					
7/16"	3/8"	9/16"	1/16"	8'			EXU916388ORB		EXU916388BN	
				12'					EXU9163812BN	
	3/4"	9/16"	1/16"	8'		EXU916348W				
				12'		EXU9163412W	EXU9163412ORB			
	9/16"	9/16"	1/16"	12'						MRB547S
				12'						MRB847S
1/2"	9/16"	5/8"	1/16"	12'						
	3/4"	3/4"	1/8"	12'	MRBNYM143M					
9/16"	3/8"	11/16"	1/16"	8'					EXU1116388BN	
				12'					EXU11163812BN	
	3/4"	11/16"	1/16"	8'					EXU1116348BN	
				12'		EXU1116348W	EXU11163412ORB		EXU11163412BN	
5/8"	3/4"	3/4"	1/16"	12'	MRBNYM134M			EXU343412BZ	EXU343412BN	
	1"	3/4"	1/16"	12'				EXU34112BZ		
3/4"	1/2"	27/32"	1/16"	12'	MRB447M					
		1"	1/8"	12'						MRB247S
	3/4"	7/8"	1/16"	12'	MRB947M					
	1"	1"	1/8"	12'	MRBNYM109M			EXU1112B	EXU1112BS	MRBNYM109S
	1 1/2"	1"	1/8"	12'				EXU11512B		
	2"	1"	1/8"	12'				EXU1212B		
7/8"	1/2"	1"	1/16"	12'	MRBNYM148M					
1"	13/16"	1 1/8"	1/16"	12'	MRB448M					MRB448S

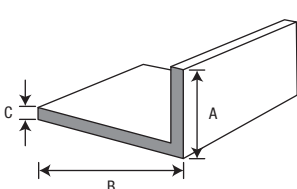
### 90° ANGLE EQUAL SIDES



ALUMINUM				FINISH								
A	B	C	LENGTH	SATIN	BRUSHED	MILL FINISH	CHROME	BRONZE	OIL-RUBBED BRONZE	GOLD	WHITE	BLACK
1/2"	1/2"	1/16"	8'	D0100570810								
			12'	D010057		MRB269M		EXANG1212B				EXANG1212BL
		3/32"	8'	A31760810								
			12'				D010063			D010061		
		1/8"	12'		MRB26918S	MRB26918M						
3/4"	3/4"	1/16"	8'	D0100650810								
			12'	D010065	MRB369S	MRB369M	D010071	EXANG3412B		D010069	EXANG3412W	
		3/32"	8'	A31770810			D01007108140					
			12'									D010064
		1/8"	12'	12321210		MRB449M						
1"	1"	1/32"	12'	12141210								
			12'					MRB469S	EXANG1120RB			EXANG112BL
		1/16"	8'	D0100720810			D01007608140					
			12'	D010072	MRB469S	MRB469M	D010076			D010074		
		1/8"	8'	D0127130810								
			12'	D01271312	MRB749S	MRB749M		EXANG112B			EXANG112W	
1 1/8"	1 1/8"	1/16"	12'	12161210								
1 1/4"	1 1/4"	1/8"	12'		MRB5569S	MRB5569M						
1 1/2"	1 1/2"	1/16"	12'	MRB1569VC		MRB1569M						
			8'	D0110730810								
		1/8"	12'	D011073	MRB156918S	MRB156918M	D011072					
			1 1/2"	A93540810								
2"	2"	1/16"	12'	MRB4469VC								
			8'	MRB8469VC		A10440810						
		1/8"	12'	EXANG212S18		MRB8469M						
3"	3"	1/8"	12'			MRBNYM613M						

STAINLESS STEEL				FINISH
A	B	C	LENGTH	BRUSHED NICKEL
3/4"	3/4"	1/16"	12'	EXANG3412BN
1"	1"	1/16"	12'	EXANG112BN

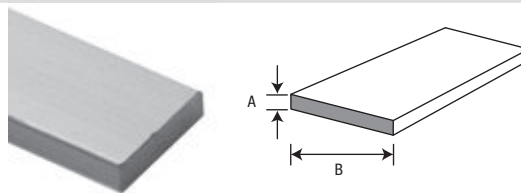
### 90° ANGLE UNEQUAL SIDES



ALUMINUM				FINISH		
A	B	C	LENGTH	SATIN	CHROME	STAINLESS STEEL
1/2"	3/4"	3/32"	8'	D0100550810		
			12'	D010055	D010054	
	1"	1/16"	8'	D014110810		
			12'	D014111210	D0141112140	D0141112170
3/4"	1 1/2"	1/8"	8'	D014350810		
			12'	D014351210	D0143512140	D0143512170

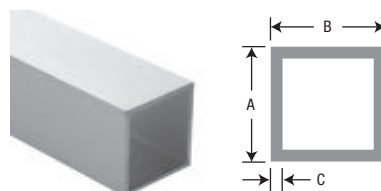
- 1 FRAMELESS SHOWER HARDWARE
- 2 STANDOFFS & DECORATIVE GLASS SHELF HARDWARE
- 3 CAULKING, INSULATING FOAM & GLAZING SPLINE
- 4 TOOLS & MACHINERY
- 5 SHOP SUPPLIES
- 6 FASTENERS
- 7 MIRROR HARDWARE
- 8 CABINET & FURNITURE GLASS HARDWARE
- 9 DOORS & WINDOWS HARDWARE
- 10 WEATHER STRIPPING
- 11 SCREEN & SCREENING SUPPLIES
- 12 GLASS BALUSTER & RAILING
- 13 GLASS ARCHITECTURAL HARDWARE
- 14 SLIDING DOOR SYSTEMS
- 15 MOLDINGS
- 16 COMMERCIAL DISPLAY HARDWARE
- 17 AUTOMOTIVE

### FLAT BAR



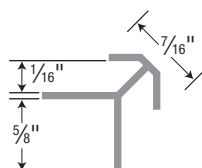
ALUMINUM				FINISH					
A	B	LENGTH	SATIN	BRUSHED NICKEL	MILL FINISH	CHROME	BRONZE	GOLD	BLACK
1/16"	5/8"	12'				EXFLAT5812C			
	1 1/4"	12'			MRB602M				
	2"	12'			MRB604M				
1/8"	3/8"	12'	24101210						
	1/2"	8'	71280810			7128140			
		12'	71281210		MRB59918M	EXFLAT1212C			71281290
	5/8"	12'		EXFLAT5812BN					
	3/4"	8'	D0126910810						
		12'	D012691		MRB60018M	D01269112140			
	1"	8'	D0126930810						
		12'	D012693		MRB60118M	D01269312140	EXFLAT112B	EXFLAT112G	
	1 1/4"	12'			MRB60218M				
	1 1/2"	8'	D0126420810						
		12'	D012642		MRB60318M	D01264212140	EXFLAT11212B		
	2"	12'			D24201210		EXFLAT212B		
3/32"	3"	12'	D24261210		MRB61118M	EXFLAT312C			
	4"	12'	D24281210						
	1 1/2"	11 1/2"	712829410						
		14 1/2"	712837010						
	1/4"	1"			MRB60114M				
1/2"	1/2"	12'	24081210						

### SQUARE TUBE



ALUMINUM				FINISH		
A	B	C	LENGTH	SATIN	MILL FINISH	CHROME
1/2"	1/2"	1/16"	12'	D0126941210		
3/4"	3/4"		12'	D032121210		D0321212140
1"	1"		12'	D0126951210	MRBX213M	D01269512140
1 1/2"	1 1/2"		12'	D032161210		D0321612140
2"	2"	1/8"	12'	D0126391210		D01263912140

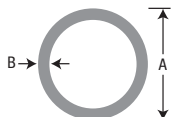
### CORNER



ALUMINUM	FINISH
LENGTH	POLISHED
12'	MRB252P



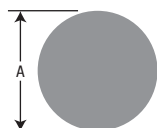
### ROUND TUBE



ALUMINUM			FINISH	
A	B	LENGTH	SATIN	CHROME
1/2"	1/16"	12'	D030121210	D0301212140
3/4"		12'	D030161210	
1"		12'	D030301210	D0303012140
1 5/16"	1/8"	8'	01050810	


ALUMINUM		FINISH		
A	LENGTH	SATIN	GRAY	EURO WHITE
7/16"	3' - 7"	ZRG1000U10	ZRG1000106	ZRG1000U34
	10'	ZRG3048U10	ZRG3048106	ZRG3048U34

### ROD



ALUMINUM		FINISH
A	LENGTH	SATIN
1/4"	12'	28101210
3/8"	12'	28121210
1/2"	12'	28141210

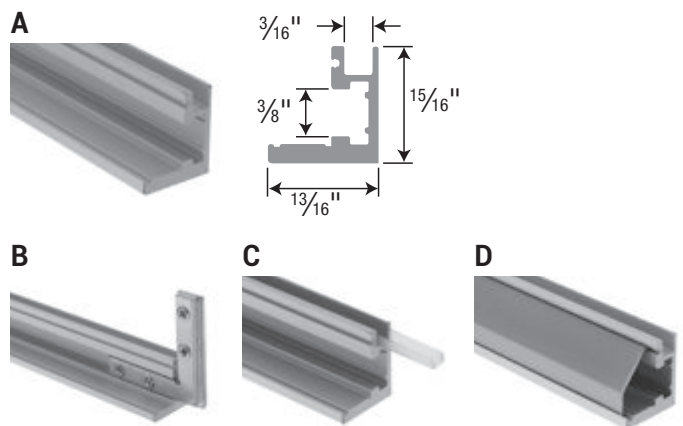
### COMMERCIAL DOOR THRESHOLD



ALUMINUM				FINISH
REF.	WIDTH	HEIGHT	LENGTH	MILL FINISH
A	4"	1/4"	12'	D0582412D10
	5"		12'	D0582512D10
	6"		12'	D0582612D10
B	4"	1/2"	12'	D0583412D10
	5"		12'	D0583512D10
	6"		12'	D0583612D10

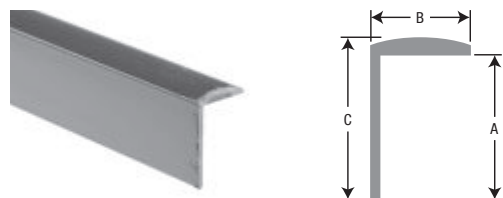
- 1 FRAMELESS SHOWER HARDWARE
- 2 STANDOFFS & DECORATIVE GLASS SHELF HARDWARE
- 3 CAULKING, INSULATING FOAM & GLAZING SPLINE
- 4 TOOLS & MACHINERY
- 5 SHOP SUPPLIES
- 6 FASTENERS
- 7 MIRROR HARDWARE
- 8 CABINET & FURNITURE GLASS HARDWARE
- 9 DOORS & WINDOWS HARDWARE
- 10 WEATHER STRIPPING
- 11 SCREEN & SCREENING SUPPLIES
- 12 GLASS BALUSTER & RAILING
- 13 GLASS ARCHITECTURAL HARDWARE
- 14 SLIDING DOOR SYSTEMS
- 15 MOLDINGS
- 16 COMMERCIAL DISPLAY HARDWARE
- 17 AUTOMOTIVE

### DOOR FRAME



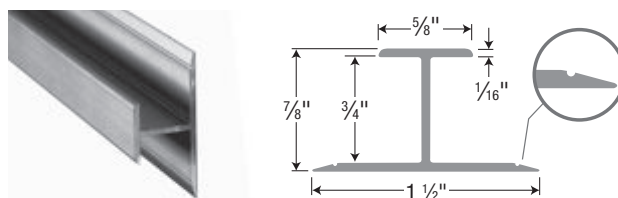
ALUMINUM					FINISH		
REF.		WIDTH	HEIGHT	LENGTH	SATIN	CLEAR	SILVER
A	Door Frame	15/16"	13/16"	12'	35041210		
B	4-Hole Connecting Joint	13/32"	1 3/4"	-	513174		
C	Glass Door Gasket	5/32"	-	8'		1001211	
D	Glass Molding	3/4"	-	12'			10034100

### L-SHAPED



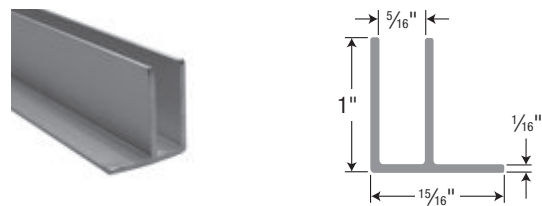
ALUMINUM				FINISH	
A	B	C	LENGTH	POLISHED	CHROME
5/8"	1/4"	11/16"	12'		MRBY968BCH
7/8"		15/16"	12'	MRB128PH	
13/16"	1/2"	7/8"	12'		MRB669BCH

### H-SHAPED



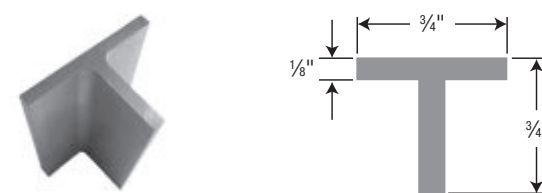
ALUMINUM	FINISH
LENGTH	SATIN
12'	31311210

### F-SHAPED



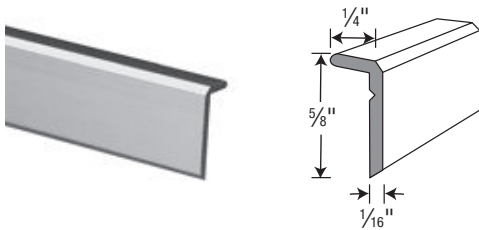
ALUMINUM	FINISH
LENGTH	SATIN
12'	71301210

### T-SHAPED



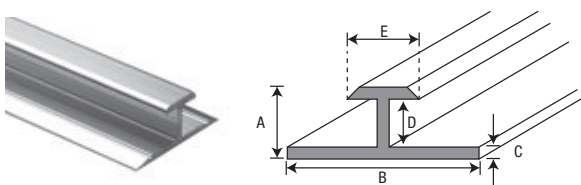
ALUMINUM	FINISH
LENGTH	SATIN
12'	18301210

### L-SHAPED



ALUMINUM	FINISH			
LENGTH	SATIN	CHROME	GOLD	STAINLESS STEEL
8'		D010049		
12'	D01005010	D010050	D010048	010048170

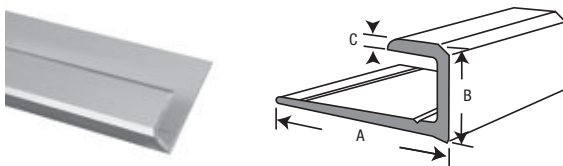
### H-SHAPED



PLASTIC						FINISH
A	B	C	D	E	LENGTH	CHROME
13/32"	1"	1/16"	9/32"	3/8"	8'	D010026
	1 1/4"			1/2"	12'	MRB850P

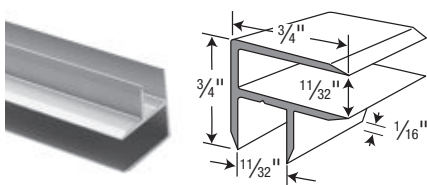


### J-SHAPED



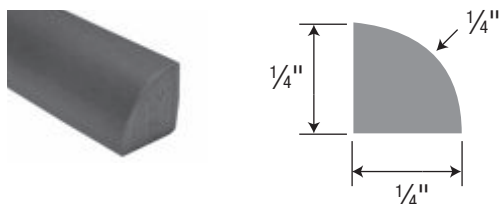
ALUMINUM					FINISH								
DESCRIPTION	A	B	C	LENGTH	SATIN	BRUSHED	MILL FINISH	POLISHED	CHROME	BRONZE	GOLD	BLACK	STAINLESS STEEL
For top	1"	7/16"	1/16"	8'					D010040				
				12'	D01004110				D010041	D010037	D010039	D010035	010041170
For bottom	13/16"	7/16"	1/16"	8'					D010032				
				12'	D01003310				D010033	D010029	D010031	D010027	010033170
Other	3/4"	3/16"	—	12'	MRB251VCH			MRB251PH					
	7/8"	1/4"	—	12'	MRB551VCH								
		3/8"	—	12'				MRB851PH					
	1"	5/8"	—	12'		MRB1851S	MRB1851M	MRB1851P					

### 90° CORNER MOLDING



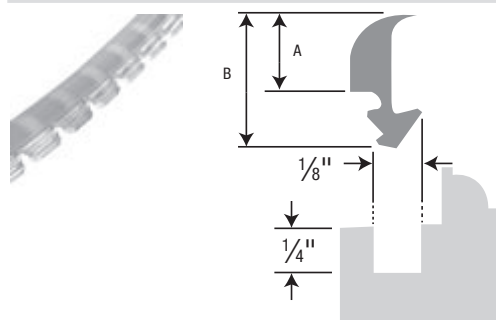
ALUMINUM	FINISH			
LENGTH	SATIN	CHROME	POLISHED BRASS	SATIN ALUMINUM
12'	D051401210	D0514012140	EX3164166	D051401210 EX3164165

**VINYL GLASS RETAINER - STAPLE TYPE**



VINYL		FINISH
PANEL THICKNESS	LENGTH	DARK BROWN
1/4"	1000'	2088P60

**VINYL GLASS DOOR RETAINER**



VINYL			FINISH				
VISIBLE HEIGHT (A)	HEIGHT (B)	LENGTH	FRUITWOOD	CLEAR	OFF-WHITE	BLACK	DARK BROWN
7/32"	7/16"	1000'	1021500	1021511	1021534	1021590	1021560
3/8"	9/16"	500'		1001711			1001760

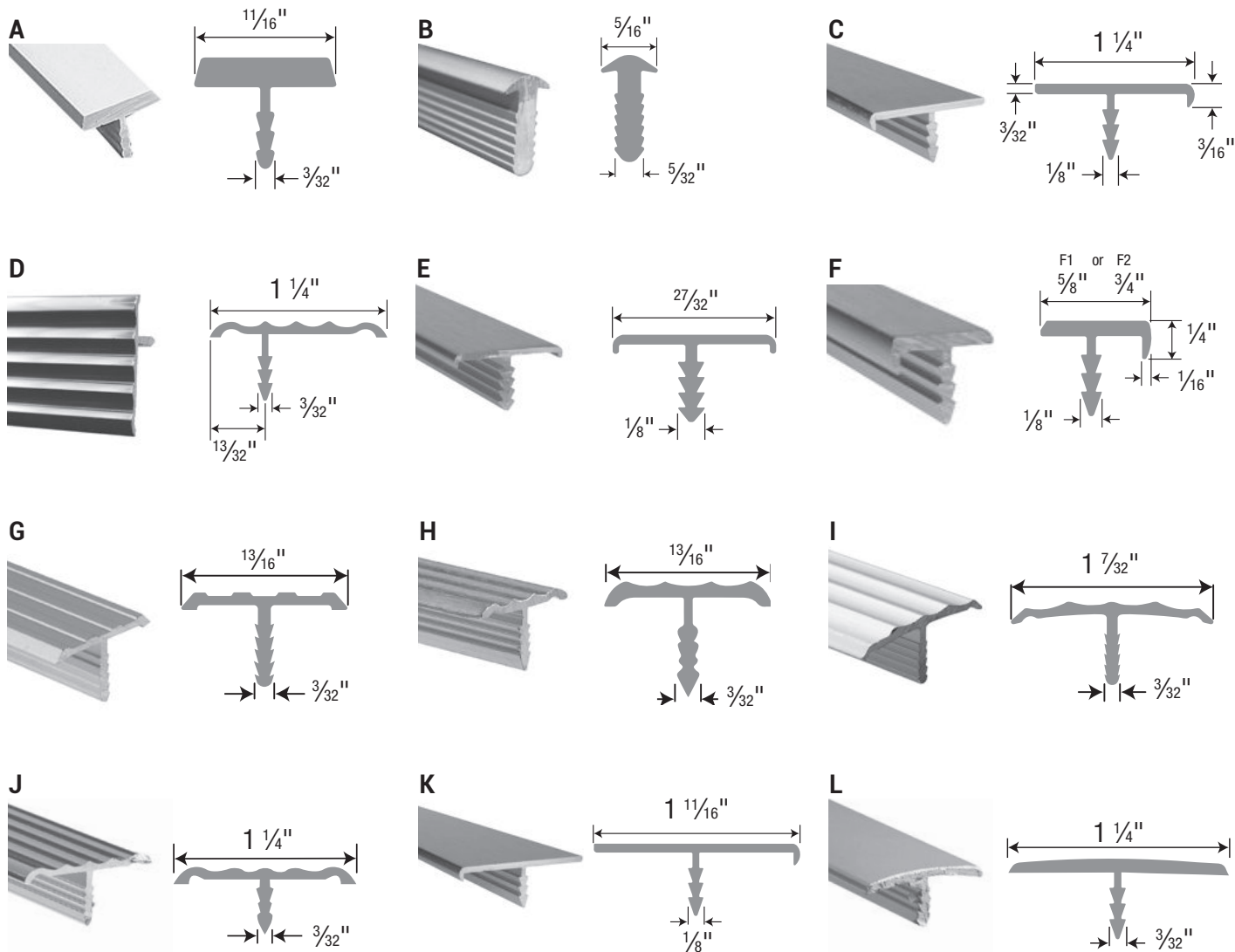
**RUBBER SPACER FOR 5 PIECE CABINET DOORS - TUBE**



RUBBER		FINISH
PANEL THICKNESS	LENGTH	BLACK
1/4"	1500'	021500
1/4"	1/2" (box of 36,000 units)	021500C



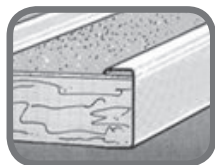
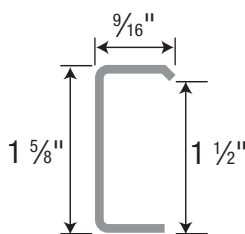
### T-SHAPED



ALUMINUM			FINISH			
REF.	PANEL THICKNESS	LENGTH	SATIN	BRUSHED	CHROME	STAINLESS STEEL
A	5/8"	8'	31620810			
		12'	31621210			
B	5/8"	8'	54310810			
		12'	54311210			
C	1 3/16"	12'	31951210			319512170
D	5/8" - 1 1/4"	12'			MRB968OSBC	
E	3/4"	12'	31941210		319412140	319412170
F1	5/8"	12'	32921210			329212170
F2	3/4"	12'	31931210			319312170
G	3/4"	12'	54821210		548212140	
H	3/4"	12'		MRB1029NS		
I	1" - 1 1/4"	12'	54841210		548412140	
J	1 1/4"	12'	MRB968NVC	MRB968NS	MRB968NBC	
K	1"	12'	31961210			319612170
L	1 1/4"	12'	MRB968PLVC			

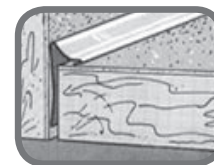
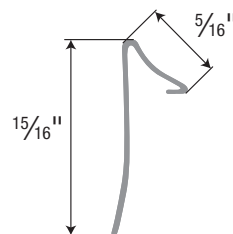
- 1 FRAMELESS SHOWER HARDWARE
- 2 STANDOFFS & DECORATIVE GLASS SHELF HARDWARE
- 3 CAULKING, INSULATING FOAM & GLAZING SPLINE
- 4 TOOLS & MACHINERY
- 5 SHOP SUPPLIES
- 6 FASTENERS
- 7 MIRROR HARDWARE
- 8 CABINET & FURNITURE GLASS HARDWARE
- 9 DOORS & WINDOWS HARDWARE
- 10 WEATHER STRIPPING
- 11 SCREEN & SCREENING SUPPLIES
- 12 GLASS BALUSTER & RAILING
- 13 GLASS ARCHITECTURAL HARDWARE
- 14 SLIDING DOOR SYSTEMS
- 15 MOLDINGS
- 16 COMMERCIAL DISPLAY HARDWARE
- 17 AUTOMOTIVE

### SNAP-ON EDGING



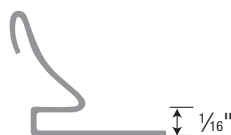

STAINLESS STEEL	FINISH
LENGTH	POLISHED
12'	MRBSS806B

### EDGING



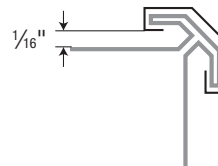
STAINLESS STEEL	FINISH	
LENGTH	BRUSHED	POLISHED
12'	MRBSS799S	MRBSS799B

### INSIDE CORNER



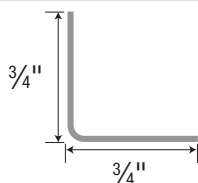
STAINLESS STEEL	FINISH
LENGTH	POLISHED
12'	MRBSS1442B

### OUTSIDE CORNER



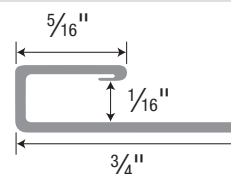
STAINLESS STEEL	FINISH	
LENGTH	BRUSHED	POLISHED
12'	MRBSS1452S	MRBSS1452B

### 90° ANGLE



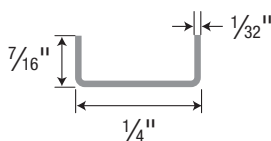
STAINLESS STEEL	FINISH
LENGTH	POLISHED
12'	MRBSS369B

### J-TRIM



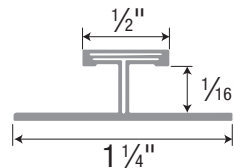
STAINLESS STEEL	FINISH	
LENGTH	SATIN	POLISHED
8'		MRBSS1451B8
12'	MRBSS1451S	MRBSS1451B

### U-SHAPED



STAINLESS STEEL	FINISH
LENGTH	POLISHED
12'	MRBSS900S

### SEPARATION BAR



STAINLESS STEEL	FINISH	
LENGTH	BRUSHED	POLISHED
8'		MRBSS1450B8
12'	MRBSS1450S	MRBSS1450B


**NOTES**



# Commercial Display Hardware


## Standards and Brackets

### Section 16A




## Connectors for Display Shelves

### Section 16B



## Hung Displays

### Section 16C



# SECTION 16

FRAMELESS SHOWER HARDWARE	1
STANDOFFS & DECORATIVE GLASS SHELF HARDWARE	2
CAULKING, INSULATING FOAM & GLAZING SPLINE	3
TOOLS & MACHINERY	4
SHOP SUPPLIES	5
FASTENERS	6
MIRROR HARDWARE	7
CABINET & FURNITURE GLASS HARDWARE	8
DOORS & WINDOWS HARDWARE	9
WEATHER STRIPPING	10
SCREEN & SCREENING SUPPLIES	11
GLASS BALUSTER & RAILING	12
GLASS ARCHITECTURAL HARDWARE	13
SLIDING DOOR SYSTEMS	14
MOLDINGS	15
COMMERCIAL DISPLAY HARDWARE	16
AUTOMOTIVE	17

# Standards and Brackets

## Standards and Rails

## Richelieu Section 16A

### 5/8" (16 mm) U-Shaped Aluminum Pilaster

The pilaster standards can be installed on the surface or made flush with the wall or cabinet by making a dado cut. Can be mounted with nails, 1/4" (6 mm) narrow crown staples or #4 flat head screws. Compatible with pilaster shelf clips.



- Gauge: 17
- Vertical Interval for Bracket: 1/2" (12 mm)

Sold by unit

PRODUCT	FINISH	LENGTH	WIDTH	HEIGHT	QTY/BOX
2551012	Unfinished	12" (305 mm)	5/8" (16 mm)	3/16" (5 mm)	1
2551018	Unfinished	18" (457 mm)	5/8" (16 mm)	3/16" (5 mm)	1
2551024	Unfinished	24" (610 mm)	5/8" (16 mm)	3/16" (5 mm)	1
2551030	Unfinished	30" (76 mm)	5/8" (16 mm)	3/16" (5 mm)	1
2551036	Unfinished	36" (91 mm)	5/8" (16 mm)	3/16" (5 mm)	1
2551048	Unfinished	48" (1.2 m)	5/8" (16 mm)	3/16" (5 mm)	1
2551060	Unfinished	60" (1.5 m)	5/8" (16 mm)	3/16" (5 mm)	1
2551072	Unfinished	72" (1.8 m)	5/8" (16 mm)	3/16" (5 mm)	1
2551084	Unfinished	84" (2.1 m)	5/8" (16 mm)	3/16" (5 mm)	1
2551096	Unfinished	96" (2.4 m)	5/8" (16 mm)	3/16" (5 mm)	1

#### Suggested Product(s):

Pilaster Shelf Clip with Support - 243 Series

2432G - Pilaster Shelf Clip with Support, Pilaster Shelf Clips

### Double Slot 1 1/4" Standard, Series #85

- Compatible with bracket series #183 and #185
- Designed for long runs of shelving
- Material: Metal, 16 Gauge
- Slot Adjustment: 1" (25.4 mm)
- Duty: Medium Duty



Sold by unit

PRODUCT	FINISH	LENGTH	WIDTH	THICKNESS	QTY/BOX
852430	White	24" (610 mm)	1 1/4" (32 mm)	1/2" (12 mm)	1
854830	White	36" (914 mm)	1 1/4" (32 mm)	1/2" (12 mm)	1
8524143	Anochrome	24" (610 mm)	1 1/4" (32 mm)	1/2" (12 mm)	1
8536143	Anochrome	36" (914 mm)	1 1/4" (32 mm)	1/2" (12 mm)	1
8548143	Anochrome	48" (1.2 m)	1 1/4" (32 mm)	1/2" (12 mm)	1
8560143	Anochrome	60" (1.5 m)	1 1/4" (32 mm)	1/2" (12 mm)	1
8572143	Anochrome	72" (1.8 m)	1 1/4" (32 mm)	1/2" (12 mm)	1
8584143	Anochrome	84" (2.1 m)	1 1/4" (32 mm)	1/2" (12 mm)	1
8596143	Anochrome	96" (2.4 m)	1 1/4" (32 mm)	1/2" (12 mm)	1

#### Suggested Product(s):

Central Bracket -183 Series, Left and Right Brackets

Double Bracket - 185 Series

# Standards and Brackets

## Standards and Rails

### Concealed "T" Standard - No. 704 and 705

- 1/8" thick steel, 14 Gauge
- On center dimension from countersunk screw hole to countersunk screw hole is 6" (152 mm) (staggered side-to-side)
- Requires screw #10
- Material: Steel
- Slot Width: 3/16" (5 mm)

Application: Loose fixtures and perimeter.

Sold by length

PRODUCT	FINISH	LENGTH	WIDTH	"T" HEIGHT	QTY/BOX
704062G	Zinc	72" (1.8 m)	1 1/2" (38 mm)	11/16" (17 mm)	1
705062G	Zinc	72" (1.8 m)	1 1/2" (38 mm)	13/16" (21 mm)	1
704082G	Zinc	96" (2.4 m)	1 1/2" (38 mm)	11/16" (17 mm)	1
705082G	Zinc	96" (2.4 m)	1 1/2" (38 mm)	13/16" (21 mm)	1

#### Suggested Product(s):

76512140 - Hangrod Bracket

742 Series - Shelf Bracket for concealed Standard

### Double Shelf Standard

- Material: Metal


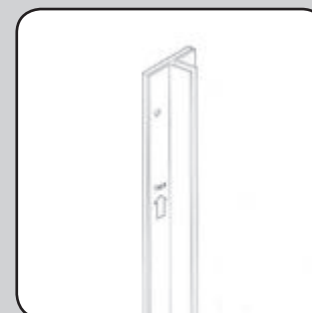
Sold by unit

PRODUCT	FINISH	LENGTH	QTY/BOX
4082T165BC	Titanium	16 3/4" (425 mm)	1
4082W165BC	White	16 3/4" (425 mm)	1
4082T28BC	Titanium	28" (711 mm)	1
4082W28BC	White	28" (711 mm)	1
4082T40BC	Titanium	40" (1 m)	1
4082W40BC	White	40" (1 m)	1
4082T48BC	Titanium	48" (1.2 m)	1
4082W48BC	White	48" (1.2 m)	1
4082T63BC	Titanium	63" (1.6 m)	1
4082W63BC	White	63" (1.6 m)	1

#### Suggested Product(s):

Double Shelf Bracket

## Richelieu Section 16A



**1**  
FRAMELESS  
SHOWER  
HARDWARE

**2**  
STANDOFFS &  
DECORATIVE  
GLASS SHELF  
HARDWARE

**3**  
CAULKING,  
INSULATING  
FOAM &  
GLAZING  
SPLINE

**4**  
TOOLS &  
MACHINERY

**5**  
SHOP  
SUPPLIES

**6**  
FASTENERS

**7**  
MIRROR  
HARDWARE

**8**  
CABINET &  
FURNITURE  
GLASS  
HARDWARE

**9**  
DOORS &  
WINDOWS  
HARDWARE

**10**  
WEATHER  
STRIPPING

**11**  
SCREEN &  
SCREENING  
SUPPLIES

**12**  
GLASS  
BALUSTER  
& RAILING

**13**  
GLASS  
ARCHITECTURAL  
HARDWARE

**14**  
SLIDING  
DOOR  
SYSTEMS

**15**  
MOLDINGS

**16**  
COMMERCIAL  
DISPLAY  
HARDWARE

**17**  
AUTOMOTIVE

# Standards and Brackets

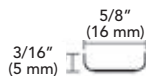
## Standards and Rails

## Richelieu Section 16A

### 5/8" U-Shaped Metal Pilaster

The pilaster standards can be installed on the surface or made flush with the wall or cabinet by making a dado cut. Can be mounted with nails, 1/4" (6 mm) narrow crown staples or #4 flat head screws. Compatible with pilaster shelf clips.

- Adjustable in 1/2" (12 mm) increments
- Vertical Interval for Bracket: 1/2" (12 mm)
- Material: Steel, 23 Gauge




Sold by unit

PRODUCT	FINISH	LENGTH	WIDTH	HEIGHT	QTY/BOX
2553012	White	12" (305 mm)	5/8" (16 mm)	3/16" (5 mm)	1
2552G12	Zinc	12" (305 mm)	5/8" (16 mm)	3/16" (5 mm)	1
25513018	Brass	18" (457 mm)	5/8" (16 mm)	3/16" (5 mm)	1
2556018	Brown	18" (457 mm)	5/8" (16 mm)	3/16" (5 mm)	1
2553018	White	18" (457 mm)	5/8" (16 mm)	3/16" (5 mm)	1
2552G18	Zinc	18" (457 mm)	5/8" (16 mm)	3/16" (5 mm)	1
25513024	Brass	24" (610 mm)	5/8" (16 mm)	3/16" (5 mm)	1
2556024	Brown	24" (610 mm)	5/8" (16 mm)	3/16" (5 mm)	1
2553024	White	24" (610 mm)	5/8" (16 mm)	3/16" (5 mm)	1
2552G24	Zinc	24" (610 mm)	5/8" (16 mm)	3/16" (5 mm)	1
2556030	Brown	30" (762 mm)	5/8" (16 mm)	3/16" (5 mm)	1
2553030	White	30" (762 mm)	5/8" (16 mm)	3/16" (5 mm)	1
2552G30	Zinc	30" (762 mm)	5/8" (16 mm)	3/16" (5 mm)	1
25513036	Brass	36" (914 mm)	5/8" (16 mm)	3/16" (5 mm)	1
2556036	Brown	36" (914 mm)	5/8" (16 mm)	3/16" (5 mm)	1
2553036	White	36" (914 mm)	5/8" (16 mm)	3/16" (5 mm)	1
2552G36	Zinc	36" (914 mm)	5/8" (16 mm)	3/16" (5 mm)	1
25513048	Brass	48" (1.2 m)	5/8" (16 mm)	3/16" (5 mm)	1
2556048	Brown	48" (1.2 m)	5/8" (16 mm)	3/16" (5 mm)	1
2553048	White	48" (1.2 m)	5/8" (16 mm)	3/16" (5 mm)	1
2552G48	Zinc	48" (1.2 m)	5/8" (16 mm)	3/16" (5 mm)	1
25513060	Brass	60" (1.5 m)	5/8" (16 mm)	3/16" (5 mm)	1
2556060	Brown	60" (1.5 m)	5/8" (16 mm)	3/16" (5 mm)	1
2553060	White	60" (1.5 m)	5/8" (16 mm)	3/16" (5 mm)	1
2552G60	Zinc	60" (1.5 m)	5/8" (16 mm)	3/16" (5 mm)	1
25513072	Brass	72" (1.8 m)	5/8" (16 mm)	3/16" (5 mm)	1
2556072	Brown	72" (1.8 m)	5/8" (16 mm)	3/16" (5 mm)	1
2553072	White	72" (1.8 m)	5/8" (16 mm)	3/16" (5 mm)	1
2552G72	Zinc	72" (1.8 m)	5/8" (16 mm)	3/16" (5 mm)	1
25513084	Brass	84" (2.1 m)	5/8" (16 mm)	3/16" (5 mm)	1
2553084	White	84" (2.1 m)	5/8" (16 mm)	3/16" (5 mm)	1
25513096	Brass	96" (2.4 m)	5/8" (16 mm)	3/16" (5 mm)	1
2556096	Brown	96" (2.4 m)	5/8" (16 mm)	3/16" (5 mm)	1
2553096	White	96" (2.4 m)	5/8" (16 mm)	3/16" (5 mm)	1
2552G96	Zinc	96" (2.4 m)	5/8" (16 mm)	3/16" (5 mm)	1

#### Suggested Product(s):

757143 - Support for Tubing, Pilaster Shelf Clips  
Pilaster Shelf Clip with Support - 243 Series



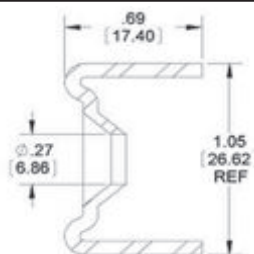
# Standards and Brackets

## Standards and Rails

### Heavy-Duty Double Standard, Series #82

- Compatible only with bracket series #182
- Material: Steel, 14 Gauge
- Slot Adjustment: 1 1/4" (32 mm)
- Mounting: Double

Sold by unit



PRODUCT	FINISH	LENGTH	WIDTH	THICKNESS	QTY/BOX
821630	White	16 1/2" (419 mm)	1 3/64" (27 mm)	11/16" (17 mm)	1
822890	Black	28" (711 mm)	1 3/64" (27 mm)	11/16" (17 mm)	1
822830	White	28" (711 mm)	1 3/64" (27 mm)	11/16" (17 mm)	1
823990	Black	39" (990 mm)	1 3/64" (27 mm)	11/16" (17 mm)	1
823930	White	39" (990 mm)	1 3/64" (27 mm)	11/16" (17 mm)	1
8248147	Titanium	48" (1.2 m)	1 3/64" (27 mm)	11/16" (17 mm)	1
824830	White	48" (1.2 m)	1 3/64" (27 mm)	11/16" (17 mm)	1
826390	Black	63" (1.6 m)	1 3/64" (27 mm)	11/16" (17 mm)	1
8263147	Titanium	63" (1.6 m)	1 3/64" (27 mm)	11/16" (17 mm)	1
826330	White	63" (1.6 m)	1 3/64" (27 mm)	11/16" (17 mm)	1
827890	Black	78" (2 m)	1 3/64" (27 mm)	11/16" (17 mm)	1
8278147	Titanium	78" (2 m)	1 3/64" (27 mm)	11/16" (17 mm)	1
827830	White	78" (2 m)	1 3/64" (27 mm)	11/16" (17 mm)	1
829490	Black	94" (2.4 m)	1 3/64" (27 mm)	11/16" (17 mm)	1
829430	White	94" (2.4 m)	1 3/64" (27 mm)	11/16" (17 mm)	1

#### Suggested Product(s):

Standard Link for Series #82 (MATRIX System), 82012G – Screw Kit For Standards, Series #82

7901147 – Hang Rail Adapter (MATRIX System)

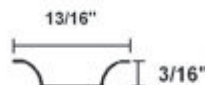
Heavy-Duty Bracket #182

Hang rail

### Heavy-duty Metal Pilaster

- The pilaster standards can be installed on the surface or made flush with the wall or cabinet by making a dado cut. Can be mounted with nails, or 1/4" (6 mm) narrow crown staples, or #4 flat head screws
- Compatible with pilaster shelf clips
- Vertical Interval for Bracket: 1/2" (12 mm)
- Adjustable in 1/2" (12 mm) increments
- Material: Steel, 23 Gauge

Sold by unit




PRODUCT	FINISH	LENGTH	WIDTH	HEIGHT	QTY/BOX
2332G36	Zinc	36" (914 mm)	13/16" (21 mm)	3/16" (5 mm)	1
2332G48	Zinc	48" (1.2 m)	13/16" (21 mm)	3/16" (5 mm)	1
2332G60	Zinc	60" (1.5 m)	13/16" (21 mm)	3/16" (5 mm)	1
2332G72	Zinc	72" (1.8 m)	13/16" (21 mm)	3/16" (5 mm)	1
2332G96	Zinc	96" (2.4 m)	13/16" (21 mm)	3/16" (5 mm)	1

#### Suggested Product(s):

2432G - Pilaster Shelf Clip with Support, Pilaster Shelf Clip with Support - 243 Series

Pilaster Shelf Clips, 757143 - Support for Tubing

## Richelieu Section 16A



**1**  
FRAMELESS  
SHOWER  
HARDWARE

**2**  
STANDOFFS &  
DECORATIVE  
GLASS SHELF  
HARDWARE

**3**  
CAULKING,  
INSULATING  
FOAM &  
GLAZING  
SPLINE

**4**  
TOOLS &  
MACHINERY

**5**  
SHOP  
SUPPLIES

**6**  
FASTENERS

**7**  
MIRROR  
HARDWARE

**8**  
CABINET &  
FURNITURE  
GLASS  
HARDWARE

**9**  
DOORS &  
WINDOWS  
HARDWARE

**10**  
WEATHER  
STRIPPING

**11**  
SCREEN &  
SCREENING  
SUPPLIES

**12**  
GLASS  
BALUSTER  
& RAILING

**13**  
GLASS  
ARCHITECTURAL  
HARDWARE

**14**  
SLIDING  
DOOR  
SYSTEMS

**15**  
MOLDINGS

**16**  
COMMERCIAL  
DISPLAY  
HARDWARE

**17**  
AUTOMOTIVE

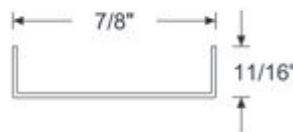
# Standards and Brackets

## Standards and Rails

### Heavy-Duty Standard, Series #87

Heavy duty standard with 2" (51 mm) vertical intervals and 1" (25 mm) long slots provides superior carrying strength for commercial shelving needs. Ideal for Heavy-duty paint, grocery, and hardware applications.

- For bracket series #186 and #187
- Slot Adjustment: 2" (51 mm)
- Material: Electro-Plated Steel, 12 Gauge



Sold by unit

PRODUCT	FINISH	LENGTH	WIDTH	THICKNESS	QTY/BOX
8724143	Anochrome	24" (610 mm)	7/8" (22 mm)	11/16" (17 mm)	1
872430	White	24" (610 mm)	7/8" (22 mm)	11/16" (17 mm)	1
8736143	Anochrome	36" (914 mm)	7/8" (22 mm)	11/16" (17 mm)	1
873630	White	36" (914 mm)	7/8" (22 mm)	11/16" (17 mm)	1
8748143	Anochrome	48" (1.2 m)	7/8" (22 mm)	11/16" (17 mm)	1
874830	White	48" (1.2 m)	7/8" (22 mm)	11/16" (17 mm)	1
8760143	Anochrome	60" (1.5 m)	7/8" (22 mm)	11/16" (17 mm)	1
876030	White	60" (1.5 m)	7/8" (22 mm)	11/16" (17 mm)	1
8772143	Anochrome	72" (1.8 m)	7/8" (22 mm)	11/16" (17 mm)	1
877230	White	72" (1.8 m)	7/8" (22 mm)	11/16" (17 mm)	1
8784143	Anochrome	84" (2.1 m)	7/8" (22 mm)	11/16" (17 mm)	1
878430	White	84" (2.1 m)	7/8" (22 mm)	11/16" (17 mm)	1
8796143	Anochrome	96" (2.4 m)	7/8" (22 mm)	11/16" (17 mm)	1
879630	White	96" (2.4 m)	7/8" (22 mm)	11/16" (17 mm)	1

#### Suggested Product(s):

Heavy-Duty Bracket with Lock Lever #187

Heavy-Duty Bracket with Lock Lever #186

### Pilaster

- Material: Metal

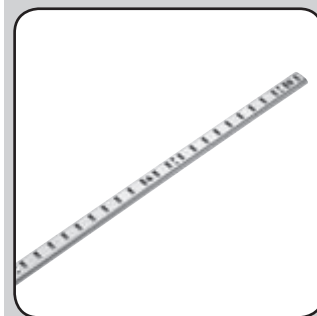
Sold by unit

PRODUCT	FINISH	LENGTH	WIDTH	QTY/BOX
4255B3BC	Brass	36" (914 mm)	5/8" (16 mm)	1
4255W3BC	White	36" (914 mm)	5/8" (16 mm)	1
4255X3BC	Zinc	36" (914 mm)	5/8" (16 mm)	1
4255B4BC	Brass	48" (1.2 m)	5/8" (16 mm)	1
4255W4BC	White	48" (1.2 m)	5/8" (16 mm)	1
4255X4BC	Zinc	48" (1.2 m)	5/8" (16 mm)	1
4255B5BC	Brass	60" (1.5 m)	5/8" (16 mm)	1
4255W5BC	White	60" (1.5 m)	5/8" (16 mm)	1
4255X5BC	Zinc	60" (1.5 m)	5/8" (16 mm)	1
4255B6BC	Brass	72" (1.8 m)	5/8" (16 mm)	1
4255W6BC	White	72" (1.8 m)	5/8" (16 mm)	1
4255X6BC	Zinc	72" (1.8 m)	5/8" (16 mm)	1

#### Required Product(s):

4256 - Shelf Supports for Pilasters

## Richelieu Section 16A



# Standards and Brackets

## Standards and Rails

### Richelieu Pilaster

The pilaster standards can be installed on the surface or made flush with the wall or cabinet by making a dado cut. Can be mounted with nails, 1/4" (6 mm) narrow crown staples or #4 flat head screws.

- Material: Steel, 19 Gauge

Sold by unit

PRODUCT	FINISH	LENGTH	WIDTH	THICKNESS	QTY/BOX
62162552G12	Zinc	12" (305 mm)	5/8" (16 mm)	3/16" (5 mm)	1
62162552G18	Zinc	18" (457 mm)	5/8" (16 mm)	3/16" (5 mm)	1
62162552G24	Zinc	24" (610 mm)	5/8" (16 mm)	3/16" (5 mm)	1
62162552G30	Zinc	30" (762 mm)	5/8" (16 mm)	3/16" (5 mm)	1
62162552G36	Zinc	36" (914 mm)	5/8" (16 mm)	3/16" (5 mm)	1
62162552G48	Zinc	48" (1.2 m)	5/8" (16 mm)	3/16" (5 mm)	1
62162552G60	Zinc	60" (1.5 m)	5/8" (16 mm)	3/16" (5 mm)	1
62162552G72	Zinc	72" (1.8 m)	5/8" (16 mm)	3/16" (5 mm)	1
62162552G84	Zinc	84" (2.1 m)	5/8" (16 mm)	3/16" (5 mm)	1
62162552G96	Zinc	96" (2.4 m)	5/8" (16 mm)	3/16" (5 mm)	1

#### Suggested Product(s):

6216256R2G - Pilaster Shelf Clip  
Pilaster Shelf Clips

### Shelf Standard

- Material: Metal


Sold by unit

PRODUCT	FINISH	LENGTH	WIDTH	QTY/BOX
4080AL2BC	Almond	24" (610 mm)	5/8" (16 mm)	1
4080BL2BC	Black	24" (610 mm)	5/8" (16 mm)	1
4080BR2BC	Brown	24" (610 mm)	5/8" (16 mm)	1
4080SC2BC	Satin Chrome	24" (610 mm)	5/8" (16 mm)	1
4080T2BC	Titanium	24" (610 mm)	5/8" (16 mm)	1
4080W2BC	White	24" (610 mm)	5/8" (16 mm)	1
4080AL3BC	Almond	36" (914 mm)	5/8" (16 mm)	1
4080BL3BC	Black	36" (914 mm)	5/8" (16 mm)	1
4080BR3BC	Brown	36" (914 mm)	5/8" (16 mm)	1
4080SC3BC	Satin Chrome	36" (914 mm)	5/8" (16 mm)	1
4080T3BC	Titanium	36" (914 mm)	5/8" (16 mm)	1
4080W3BC	White	36" (914 mm)	5/8" (16 mm)	1
4080AL4BC	Almond	48" (1.2 m)	5/8" (16 mm)	1
4080BL4BC	Black	48" (1.2 m)	5/8" (16 mm)	1
4080BR4BC	Brown	48" (1.2 m)	5/8" (16 mm)	1
4080SC4BC	Satin Chrome	48" (1.2 m)	5/8" (16 mm)	1
4080T4BC	Titanium	48" (1.2 m)	5/8" (16 mm)	1
4080W4BC	White	48" (1.2 m)	5/8" (16 mm)	1
4080AL6BC	Almond	72" (1.8 m)	5/8" (16 mm)	1
4080BL6BC	Black	72" (1.8 m)	5/8" (16 mm)	1
4080BR6BC	Brown	72" (1.8 m)	5/8" (16 mm)	1
4080SC6BC	Satin Chrome	72" (1.8 m)	5/8" (16 mm)	1
4080T6BC	Titanium	72" (1.8 m)	5/8" (16 mm)	1
4080W6BC	White	72" (1.8 m)	5/8" (16 mm)	1

#### Suggested Product(s):

4180AL - Shelf Bracket

## Richelieu Section 16A



1  
FRAMELESS  
SHOWER  
HARDWARE

2  
STANDOFFS &  
DECORATIVE  
GLASS SHELF  
HARDWARE

3  
CAULKING,  
INSULATING  
FOAM &  
GLAZING  
SPLINE

4  
TOOLS &  
MACHINERY

5  
SHOP  
SUPPLIES

6  
FASTENERS

7  
MIRROR  
HARDWARE

8  
CABINET &  
FURNITURE  
GLASS  
HARDWARE

9  
DOORS &  
WINDOWS  
HARDWARE

10  
WEATHER  
STRIPPING

11  
SCREEN &  
SCREENING  
SUPPLIES

12  
GLASS  
BALUSTER  
& RAILING

13  
GLASS  
ARCHITECTURAL  
HARDWARE

14  
SLIDING  
DOOR  
SYSTEMS

15  
MOLDINGS

16  
COMMERCIAL  
DISPLAY  
HARDWARE

17  
AUTOMOTIVE



## Standards and Brackets

## Standards and Rails

Richelieu  
Section 16A

## Single 3/4" Metal Standard, Series #83

- Compatible with bracket series #160, 161, 179, 180 & 183
- Can also be used with #85 standards in long shelving runs for additional support
- Material: Steel, 16 Gauge
- Slot Adjustment: 1" (25 mm)



Sold by unit

PRODUCT	FINISH	LENGTH	WIDTH	THICKNESS	QTY/BOX
8324143	Anochrome	24" (610 mm)	3/4" (19 mm)	1/2" (12 mm)	1
8336143	Anochrome	36" (914 mm)	3/4" (19 mm)	1/2" (12 mm)	1
8348143	Anochrome	48" (1.2 m)	3/4" (19 mm)	1/2" (12 mm)	1
8360143	Anochrome	60" (1.5 m)	3/4" (19 mm)	1/2" (12 mm)	1
8372143	Anochrome	72" (1.8 m)	3/4" (19 mm)	1/2" (12 mm)	1
8384143	Anochrome	84" (2.1 m)	3/4" (19 mm)	1/2" (12 mm)	1
8396143	Anochrome	96" (2.4 m)	3/4" (19 mm)	1/2" (12 mm)	1

## Suggested Product(s):

Bracket with Lever Lock, Series #160, Heavy-Duty Bracket with Side Flange, Series #183

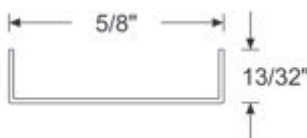
General Duty Bracket, Series #180, Heavy-Duty Bracket with Lock Lever, Series #161

Central Bracket, Series #183, Standard Socket, Series #83

Left and Right Bracket, Adjustable Slanting Bracket, Series #179, General Duty Bracket, Series #180, Central Bracket, Series #183

## Single 5/8" Metal Standard, Series #80

- Compatible with bracket series #160, #161, #179, #180 & #183
- Material: Metal, 16 Gauge
- Slot Adjustment: 1" (25 mm)



Sold by unit

PRODUCT	FINISH	LENGTH	WIDTH	THICKNESS	QTY/BOX
8012143	Anochrome	12" (305 mm)	5/8" (16 mm)	3/8" (10 mm)	1
8024143	Anochrome	24" (610 mm)	5/8" (16 mm)	3/8" (10 mm)	1
802490	Black	24" (610 mm)	5/8" (16 mm)	3/8" (10 mm)	1
802430	White	24" (610 mm)	5/8" (16 mm)	3/8" (10 mm)	1
8036143	Anochrome	36" (914 mm)	5/8" (16 mm)	3/8" (10 mm)	1
803690	Black	36" (914 mm)	5/8" (16 mm)	3/8" (10 mm)	1
803630	White	36" (914 mm)	5/8" (16 mm)	3/8" (10 mm)	1
80B48143	Anochrome	48" (1.2 m)	5/8" (16 mm)	3/8" (10 mm)	1
8048143	Anochrome	48" (1.2 m)	5/8" (16 mm)	3/8" (10 mm)	1
804890	Black	48" (1.2 m)	5/8" (16 mm)	3/8" (10 mm)	1
804830	White	48" (1.2 m)	5/8" (16 mm)	3/8" (10 mm)	1
80B60143	Anochrome	60" (1.5 m)	5/8" (16 mm)	3/8" (10 mm)	1
8060143	Anochrome	60" (1.5 m)	5/8" (16 mm)	3/8" (10 mm)	1
806090	Black	60" (1.5 m)	5/8" (16 mm)	3/8" (10 mm)	1
806030	White	60" (1.5 m)	5/8" (16 mm)	3/8" (10 mm)	1
80B72143	Anochrome	72" (1.8 m)	5/8" (16 mm)	3/8" (10 mm)	1
8072143	Anochrome	72" (1.8 m)	5/8" (16 mm)	3/8" (10 mm)	1
807290	Black	72" (1.8 m)	5/8" (16 mm)	3/8" (10 mm)	1
807230	White	72" (1.8 m)	5/8" (16 mm)	3/8" (10 mm)	1
80B84143	Anochrome	84" (2.1 m)	5/8" (16 mm)	3/8" (10 mm)	1
8084143	Anochrome	84" (2.1 m)	5/8" (16 mm)	3/8" (10 mm)	1
80B96143	Anochrome	96" (2.4 m)	5/8" (16 mm)	3/8" (10 mm)	1
8096143	Anochrome	96" (2.4 m)	5/8" (16 mm)	3/8" (10 mm)	1

## Suggested Product(s):

Left and Right Bracket, General Duty Bracket #180, Adjustable Slanting Bracket #179

General Duty Bracket, Central Bracket #183, Bracket with Lever Lock #160

Heavy-Duty Bracket with Lock Lever #161, Standard Socket for Series #80

# Standards and Brackets

## Standards and Rails

### Stainless Steel Pilaster

- 304 Stainless Steel

Sold by unit

PRODUCT	FINISH	LENGTH	WIDTH	THICKNESS	QTY/BOX
751872170	Satin	71 21/32"	19/32" (15 mm)	3/16" (5 mm)	1

#### Suggested Product(s):

751820170 – Shelf Support for Standard

### Stainless Steel Thin Profile Shelf Pilaster SPE-1820

- 430 Stainless Steel

Sold by unit

PRODUCT	FINISH	WIDTH	LENGTH	THICKNESS	QTY/BOX
751972170	Natural	1/2" (12 mm)	71 21/32"	1/8" (3mm)	1

#### Suggested Product(s):

75192030 – Stainless Steel Shelf Support for 751972170 Pilaster

### Standard for Heavy-Duty Loads - No. 710

- 1/8" (3 mm) thick steel
- On center dimension from countersunk screw hole to counter-sunk screw hole is 12" (304 mm)
- Requires screw number #10
- Material: Steel, 11 Gauge

Sold by unit

PRODUCT	FINISH	LENGTH	WIDTH	THICKNESS	QTY/BOX
710042G	Zinc	48" (1.2 m)	7/8" (22 mm)	5/8" (16 mm)	1
710052G	Zinc	60" (1.5 m)	7/8" (22 mm)	5/8" (16 mm)	1
710062G	Zinc	72" (1.8 m)	7/8" (22 mm)	5/8" (16 mm)	1
710072G	Zinc	84" (2.1 m)	7/8" (22 mm)	5/8" (16 mm)	1
710082G	Zinc	96" (2.4 m)	7/8" (22 mm)	5/8" (16 mm)	1

#### Suggested Product(s):

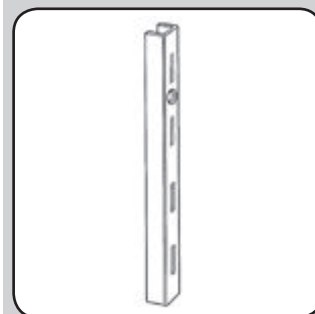

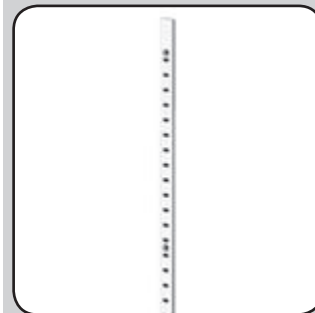
76512140 - Hangrod Bracket - No V765 Wood Shelf Bracket - No. 723

Shelf/Hangrod Bracket - No. 766

Shelf/Hangrod Bracket - 700 Series

Shelf Bracket for Concealed Standard - No. 742

## Richelieu Section 16A



**1**  
FRAMELESS  
SHOWER  
HARDWARE

**2**  
STANDOFFS &  
DECORATIVE  
GLASS SHELF  
HARDWARE

**3**  
CAULKING,  
INSULATING  
FOAM &  
GLAZING  
SPLINE

**4**  
TOOLS &  
MACHINERY

**5**  
SHOP  
SUPPLIES

**6**  
FASTENERS

**7**  
MIRROR  
HARDWARE

**8**  
CABINET &  
FURNITURE  
GLASS  
HARDWARE

**9**  
DOORS &  
WINDOWS  
HARDWARE

**10**  
WEATHER  
STRIPPING

**11**  
SCREEN &  
SCREENING  
SUPPLIES

**12**  
GLASS  
BALUSTER  
& RAILING

**13**  
GLASS  
ARCHITECTURAL  
HARDWARE

**14**  
SLIDING  
DOOR  
SYSTEMS

**15**  
MOLDINGS

**16**  
COMMERCIAL  
DISPLAY  
HARDWARE

**17**  
AUTOMOTIVE

# Standards and Brackets

## Standards and Rails

## Richelieu Section 16A

### Style C Wall-Mounting Standard - 6'

The wall mounting standards come with drilled and countersunk holes to accept color-matched mounting screws (no. 6 x 1 1/4" (32 mm) Phillips flat head), included. Standards must be screwed into studs, blocking, or into wall anchors sized for no. 6 screws.

- Material: 6063-T6 Extruded Aluminum

Application: The most basic extruded aluminum wall standard for either surface or recessed applications. Stud for .535" wallboard.

#### Included Product(s):

- #6 x 1 1/4" (32 mm) flat head Phillips screws

Sold by unit

PRODUCT	FINISH	LENGTH	THICKNESS	QTY/BOX
SC600C	Clear Anodized	72" (1.8 m)	0.535" (14 mm)	1

#### Required Product(s):

BR010C or BR012C Rakks Shelf Support Brackets

### Style E Wall Mounting Standard - 6"

The wall mounting standards come with drilled and countersunk holes to accept color-matched mounting screws (no. 6 x 1 1/4" (32 mm) Phillips flat head), included. Standards must be screwed into studs, blocking, or into wall anchors sized for no. 6 screws.

- Material: 6063-T6 Extruded Aluminum
- Mounting: Concealed

Application: An extruded aluminum wall standard designed to be recess mounted between 5/8" (16 mm) drywall panels. The front flanges cover the rough cut edge of the drywall. Stud for 5/8" (16 mm) wallboard.

#### Included Product(s):

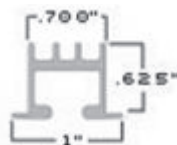
- #6 x 1 1/4" flat head Phillips screws

Sold by unit

PRODUCT	FINISH	LENGTH	WIDTH	THICKNESS	QTY/BOX
SE600C	Clear Anodized	72" (1.8 m)	45/64" (18 mm)	5/8" (16 mm)	1

#### Required Product(s):

BR010C or BR012C Rakks Shelf Support Brackets



# Standards and Brackets

## Brackets

### Adjustable Slanting Bracket #179

- For mounting on 80 and 83 series
- Adjustable to 15°, 30°, 45°, or level positions
- Use with 1" (25 mm) adjustable standards
- Duty: Light Duty
- Nominal Load per Pair: 150 lb (68 kg)
- Mounting: Simple
- Material: Cold Rolled Steel, 16 Gauge

Sold by unit

PRODUCT	FINISH	LENGTH	VERTICAL ADJUSTMENT	QTY/BOX
17910143	Anochrome	10" (254 mm)	1" (25 mm)	1
17912143	Anochrome	12" (305 mm)	1" (25 mm)	1
17914143	Anochrome	14" (356 mm)	1" (25 mm)	1

#### Suggested Product(s):

Single 3/4" Metal Standard, Series #83

Single 5/8" Metal Standard, Series #80

### Bracket with Lever Lock #160

- For mounting on series 80 and 83
- Bracket with single molded nylon Cam Lock® lever to quickly and firmly secure the bracket in place, minimizing the risk of disengagement

Sold by unit

PRODUCT	FINISH	LENGTH	ADJUSTMENT	QTY/BOX
16006143	Anochrome	6" (152 mm)	1" (25 mm)	1
16008143	Anochrome	8" (203 mm)	1" (25 mm)	1
16010143	Anochrome	10" (254 mm)	1" (25 mm)	1
16012143	Anochrome	12" (305 mm)	1" (25 mm)	1
16014143	Anochrome	14" (356 mm)	1" (25 mm)	1
16016143	Anochrome	16" (406 mm)	1" (25 mm)	1
16018143	Anochrome	18" (457 mm)	1" (25 mm)	1

#### Suggested Product(s):

Single 3/4" Metal Standard, Series #83

Single 5/8" Metal Standard, Series #80

### Central Bracket #183

- Compatible with series 80, 83 and 85 adjustable brackets
- Vertical Adjustment: 1" (25 mm)
- Use with 1" (25 mm) adjustable standards to join two shelves
- Material: Steel, 16 Gauge
- Nominal Load per Pair: 460 lb (209 kg)
- Mounting: Simple
- Type: Center
- Duty: Heavy Duty

Sold by unit

PRODUCT	FINISH	LENGTH	QTY/BOX
183C08143	Anochrome	8" (203 mm)	1
183C10143	Anochrome	10" (254 mm)	1
183C12143	Anochrome	12" (305 mm)	1
183C14143	Anochrome	14" (356 mm)	1
183C16143	Anochrome	16" (406 mm)	1
183C18143	Anochrome	18" (457 mm)	1
183C20143	Anochrome	20" (508 mm)	1


#### Suggested Product(s):

Single 3/4" Metal Standard, Series #83

Single 5/8" Metal Standard, Series #80

Double Slot 1 1/4" Standard, Series #85

## Richelieu Section 16A



1  
FRAMELESS  
SHOWER  
HARDWARE

2  
STANDOFFS &  
DECORATIVE  
GLASS SHELF  
HARDWARE

3  
CAULKING,  
INSULATING  
FOAM &  
GLAZING  
SPLINE

4  
TOOLS &  
MACHINERY

5  
SHOP  
SUPPLIES

6  
FASTENERS

7  
MIRROR  
HARDWARE

8  
CABINET &  
FURNITURE  
GLASS  
HARDWARE

9  
DOORS &  
WINDOWS  
HARDWARE

10  
WEATHER  
STRIPPING

11  
SCREEN &  
SCREENING  
SUPPLIES

12  
GLASS  
BALUSTER  
& RAILING

13  
GLASS  
ARCHITECTURAL  
HARDWARE

14  
SLIDING  
DOOR  
SYSTEMS

15  
MOLDINGS

16  
COMMERCIAL  
DISPLAY  
HARDWARE

17  
AUTOMOTIVE

# Commercial Display Hardware |

## Standards and Brackets

### Brackets

## Richelieu Section 16A

### Double Bracket #185

Medium-heavy duty double bracket with front lip fits Series 85 double slotted standards. Features: 1" (25 mm) vertical adjustment with 1/2" (13 mm) long slots and 4 1/2" (114 mm) long back.

- To be mounted on the #85 1 1/4" (32 mm) double standard
- Material: Electro-Plated Steel
- Nominal Load Per Pair: 680 lb (308 kg)
- Mounting: Double
- Duty: Medium Duty

Sold by unit

PRODUCT	FINISH	GAUGE	LENGTH	QTY/BOX
18500830	White	16	8" (203 mm)	1
185010143	Anochrome	16	10" (254 mm)	1
185012143	Anochrome	16	12" (305 mm)	1
185014143	Anochrome	14	14" (356 mm)	1
185016143	Anochrome	14	16" (406 mm)	1
185018143	Anochrome	14	18" (457 mm)	1
185020143	Anochrome	14	20" (508 mm)	1
185022143	Anochrome	14	22" (559 mm)	1
185024143	Anochrome	14	24" (610 mm)	1
1851030	White	16	10" (254 mm)	1
1851230	White	16	12" (305 mm)	1
1851430	White	14	14" (356 mm)	1
1851630	White	14	16" (406 mm)	1
18501830	White	14	18" (457 mm)	1
18502430	White	14	24" (610 mm)	1

#### Suggested Product(s):

Double Slot 1 1/4" Standard, Series #85

107140 – Hang Rod Clamps

106143 – Shelf Rests

154143 – Shelf Fastener

### Double Bracket with Front Lip

Medium-heavy duty double bracket with front lip fits Series 85 double slotted standards. Features 1" (25 mm) vertical adjustment with 1/2" (13 mm) long slots and 4 1/2" (114 mm) long back.

- Material: Electro-Plated Steel, 14-16 Gauge
- Nominal Load Per Pair: 680 lb (308 kg)
- Mounting: Double
- Duty: Medium Duty

Application: Holes in the center of the bracket enable the installer to screw the shelf down securely to prevent movement.

Sold by unit

PRODUCT	FINISH	LENGTH	QTY/BOX
185010143	Anochrome	10" (254 mm)	1
185012143	Anochrome	12" (305 mm)	1
185014143	Anochrome	14" (356 mm)	1
185016143	Anochrome	16" (406 mm)	1
18501830	White	18" (457 mm)	1
185020143	Anochrome	20" (508 mm)	1
185022143	Anochrome	22" (558 mm)	1
185024143	Anochrome	24" (609 mm)	1

#### Suggested Product(s):

Double Slot 1 1/4" Standard, Series #83

107140 – Hang Rod Clamp

106143 – Shelf Rest



## Standards and Brackets

## Brackets

## Double Shelf Bracket

- Material: Metal

Sold by unit

PRODUCT	FINISH	LENGTH	QTY/BOX
4182T065BC	Titanium	6 1/2" (165 mm)	1
4182W065BC	White	6 1/2" (165 mm)	1
4182T085BC	Titanium	8 1/2" (216 mm)	1
4182W085BC	White	8 1/2" (216 mm)	1
4182T105BC	Titanium	10 1/2" (267 mm)	1
4182W105BC	White	10 1/2" (267 mm)	1
4182T125BC	Titanium	12 1/2" (318 mm)	1
4182W125BC	White	12 1/2" (318 mm)	1
4182T145BC	Titanium	14 1/2" (368 mm)	1
4182W145BC	White	14 1/2" (368 mm)	1
4182T185BC	Titanium	18 1/2" (470 mm)	1
4182W185BC	White	18 1/2" (470 mm)	1

Required Product(s):

Double Shelf Standard

## General Duty Bracket

- Recommended for use with #83 standards


Sold by unit

PRODUCT	FINISH	LENGTH	QTY/BOX
588062G	Zinc	6" (152 mm)	1
588082G	Zinc	8" (203 mm)	1
588102G	Zinc	10" (254 mm)	1
588122G	Zinc	12" (305 mm)	1
588142G	Zinc	14" (356 mm)	1
588162G	Zinc	16" (406 mm)	1

Suggested Product(s):

Single 3/4" Metal Standard, Series #83

Single 5/8" Metal Standard, Series #80

Richelieu  
Section 16A

1  
FRAMELESS  
SHOWER  
HARDWARE

2  
STANDOFFS &  
DECORATIVE  
GLASS SHELF  
HARDWARE

3  
CAULKING,  
INSULATING  
FOAM &  
GLAZING  
SPLINE

4  
TOOLS &  
MACHINERY

5  
SHOP  
SUPPLIES

6  
FASTENERS

7  
MIRROR  
HARDWARE

8  
CABINET &  
FURNITURE  
GLASS  
HARDWARE

9  
DOORS &  
WINDOWS  
HARDWARE

10  
WEATHER  
STRIPPING

11  
SCREEN &  
SCREENING  
SUPPLIES

12  
GLASS  
BALUSTER  
& RAILING

13  
GLASS  
ARCHITECTURAL  
HARDWARE

14  
SLIDING  
DOOR  
SYSTEMS

15  
MOLDINGS

16  
COMMERCIAL  
DISPLAY  
HARDWARE

17  
AUTOMOTIVE

## Standards and Brackets

## Brackets

Richelieu  
Section 16A

## General Duty Bracket #180

- Compatible with 80- and 83-series standards
- Vertical Adjustment: 1" (25 mm)
- Gauge: 16
- Material: Electro-Plated Steel
- Nominal Load Per Pair: 320 lb (145 kg)
- Duty: Light Duty
- Mounting: Simple

Sold by unit

PRODUCT	FINISH	LENGTH	QTY/BOX
18004143	Anochrome	4" (102 mm)	1
18006143	Anochrome	6" (152 mm)	1
1800690	Black	6" (152 mm)	1
18006130	Matte Brass	6" (152 mm)	1
1800630	White	6" (152 mm)	1
18008143	Anochrome	8" (203 mm)	1
1800890	Black	8" (203 mm)	1
18008130	Matte Brass	8" (203 mm)	1
1800830	White	8" (203 mm)	1
18010143	Anochrome	10" (254 mm)	1
1801090	Black	10" (254 mm)	1
18010130	Matte Brass	10" (254 mm)	1
1801030	White	10" (254 mm)	1
18012143	Anochrome	12" (305 mm)	1
1801290	Black	12" (305 mm)	1
18012130	Matte Brass	12" (305 mm)	1
1801230	White	12" (305 mm)	1
18014143	Anochrome	14" (356 mm)	1
1801490	Black	14" (356 mm)	1
1801430	White	14" (356 mm)	1
18016143	Anochrome	16" (406 mm)	1
1801690	Black	16" (406 mm)	1
18016130	Matte Brass	16" (406 mm)	1
1801630	White	16" (406 mm)	1
18018143	Anochrome	18" (457 mm)	1
1801830	White	18" (457 mm)	1
18020143	Anochrome	20" (508 mm)	1

## Suggested Product(s):

Single 3/4" Metal Standard, Series #83

Single 5/8" Metal Standard, Series #80

154143 – Shelf Fastener

## Hangrail Bracket

- Recommended for use with series 83, 085 and 185 standards

Sold by unit

PRODUCT	FINISH	LENGTH	QTY/BOX
9160212140	Chrome	12" (305 mm)	1

## Suggested Product(s):

8372140 - Chrome finish single standard - 72"x 3/4"

08548140 - Chrome finish single standard - 48"x 1"

18572140 - Chrome finish double standard - 72"x 1 1/4"





# Commercial Display Hardware |

## Standards and Brackets

### Brackets

#### Hangrod Bracket - No. V765

For use with No. 225 Hangrod and 700 Series Standards.

- Material: Steel

Sold by unit

PRODUCT	FINISH	LENGTH	TUBE DIMENSIONS	QTY/BOX
76512140	Chrome	12" (305 mm)	1/2" x 1-1/2" (13 x 38 mm)	1

#### Required Product(s):

Concealed "T" Standard - No. 704 and 705

Hangrod - No.225

#### Heavy-Duty Bracket #182

- Compatible with 82-series standards only
- Material: Steel, 16 gauge
- Mounting: Double
- Nominal Load Per Pair: 450 lb (204 kg)

Sold by unit

PRODUCT	FINISH	LENGTH	QTY/BOX
1820530	White	5" (127 mm)	1
1820730	White	7" (178 mm)	1
1820990	Black	9" (229 mm)	1
1820930	White	9" (229 mm)	1
18210147	Titanium	10 1/2" (267 mm)	1
1821090	Black	10 1/2" (267 mm)	1
1821030	White	10 1/2" (267 mm)	1
1821290	Black	12 1/2" (318 mm)	1
1821230	White	12 1/2" (318 mm)	1
18214147	Titanium	14 1/2" (368 mm)	1
1821490	Black	14 1/2" (368 mm)	1
1821430	White	14 1/2" (368 mm)	1
1821830	White	18 1/2" (470 mm)	1
1822490	Black	24" (610 mm)	1
1822430	White	24" (610 mm)	1

#### Suggested Product(s):

Heavy-Duty Double Standard, Series #82, Hang Rail

#### Heavy-Duty Bracket with Lock Lever #161

- Bracket with single molded nylon Cam Lock® lever to quickly and firmly secure the bracket in place, minimizing the risk of disengagement
- Use with oversized #83 standards and double-slot #85 standards

Sold by unit

PRODUCT	FINISH	LENGTH	QTY/BOX
16114143	Anochrome	14" (356 mm)	1
16116143	Anochrome	16" (406 mm)	1
16118143	Anochrome	18" (457 mm)	1
16120143	Anochrome	20" (508 mm)	1
16124143	Anochrome	24" (610 mm)	1

#### Suggested Product(s):

Single 3/4" Metal Standard, Series #83

Single 5/8" Metal Standard, Series #80

## Richelieu Section 16A



1  
FRAMELESS  
SHOWER  
HARDWARE

2  
STANDOFFS &  
DECORATIVE  
GLASS SHELF  
HARDWARE

3  
CAULKING,  
INSULATING  
FOAM &  
GLAZING  
SPLINE

4  
TOOLS &  
MACHINERY

5  
SHOP  
SUPPLIES

6  
FASTENERS

7  
MIRROR  
HARDWARE

8  
CABINET &  
FURNITURE  
GLASS  
HARDWARE

9  
DOORS &  
WINDOWS  
HARDWARE

10  
WEATHER  
STRIPPING

11  
SCREEN &  
SCREENING  
SUPPLIES

12  
GLASS  
BALUSTER  
& RAILING

13  
GLASS  
ARCHITECTURAL  
HARDWARE

14  
SLIDING  
DOOR  
SYSTEMS

15  
MOLDINGS

16  
COMMERCIAL  
DISPLAY  
HARDWARE

17  
AUTOMOTIVE

# Standards and Brackets

## Brackets

## Richelieu Section 16A

### Left & Right Bracket

- Left and right bracket compatible with 80-, 83-, and 85-series brackets
- Adjustable 2" (51 mm) on 1" (25 mm) standard
- Screws to edge of shelf
- Material: Steel, 13 Gauge
- Duty: Heavy-Duty
- Vertical Adjustment: 1" (25 mm)

Sold by unit

PRODUCT	FINISH	LENGTH	QTY/BOX
18308143	Anochrome	8" (203 mm)	2
18310143	Anochrome	10" (254 mm)	2
18312143	Anochrome	12" (305 mm)	2
18314143	Anochrome	14" (356 mm)	2
18316143	Anochrome	16" (406 mm)	2
18318143	Anochrome	18" (457 mm)	2
18320143	Anochrome	20" (508 mm)	2
18322143	Anochrome	22" (560 mm)	2
18324143	Anochrome	24" (610 mm)	2

#### Suggested Product(s):

Single 3/4" Metal Standard, Series #83  
Single 5/8" Metal Standard, Series #80  
Double-Slot 1 1/4" Standard, Series #85



### Heavy-Duty Bracket with Lock Lever #186

- Bracket with single molded nylon Cam Lock® lever to quickly and firmly secure the bracket in place, minimizing the risk of disengagement
- Use with 87-series standards
- Material: Cold Rolled Steel, 12 Gauge
- Nominal Load Per Pair: 1 060 lb (481 kg)
- Hooks: 2
- Duty: Heavy-duty
- Mounting: Simple

Sold by unit

PRODUCT	FINISH	LENGTH	HEIGHT	QTY/BOX
18608143	Anochrome	8" (203 mm)	4 5/16" (110 mm)	1
1860830	White	8" (203 mm)	4 5/16" (110 mm)	1
18610143	Anochrome	10" (254 mm)	4 5/16" (110 mm)	1
1861030	White	10" (254 mm)	4 5/16" (110 mm)	1
1860170	Stainless Steel	8" (203 mm)	4-5/16" (110 mm)	1

#### Suggested Product(s):

10311 - Clear Plastic Front Rest  
Center Shelf Rest  
Front Shelf Rest  
Shelf End Rest  
Heavy-Duty Standard, Series #87



## Standards and Brackets

## Brackets

## Heavy-Duty Bracket with Lock Lever #187

- Bracket with single molded nylon Cam Lock® lever to quickly and firmly secure the bracket in place, minimizing the risk of disengagement
- Use with 87-series standards
- Material: Electro-Plated Steel, 12 Gauge
- Nominal Load Per Pair: 1060 lb (481 kg)
- Hooks: 3
- Mounting: Simple
- Vertical adjustment: 2" (51 mm)

Sold by unit

PRODUCT	FINISH	LENGTH	QTY/BOX
1871230	White	12" (305 mm)	1
18712143	Anochrome	12" (305 mm)	1
18714143	Anochrome	14" (356 mm)	1
1871430	White	14" (356 mm)	1
18716143	Anochrome	16" (406 mm)	1
1871630	White	16" (406 mm)	1
18718143	Anochrome	18" (457 mm)	1
1871830	White	18" (457 mm)	1
1872030	White	20" (508 mm)	1
18720143	Anochrome	20" (508 mm)	1
18722143	Anochrome	22" (560 mm)	1
18724143	Anochrome	24" (610 mm)	1
1872430	White	24" (610 mm)	1
18718170	Stainless Steel	18" (457 mm)	1
1872230	White	22" (560 mm)	1
18712170	Stainless Steel	12" (305 mm)	1
18716170	Stainless Steel	16" (406 mm)	1
18714170	Stainless Steel	14" (356 mm)	1

## Suggested Product(s):

10311 - Clear Plastic Front Rest

Center Shelf Rest, Front Shelf Rest, Shelf End Rest

Heavy-Duty Standard, Series #87

## Rakks Shelf Support Brackets

Designed for maximum functionality, Rakks shelf support brackets feature infinite adjustability. Manufactured from extruded aluminum with an attractive clear anodized finish, they are designed to attach to Rakks standards and pole supports without slots

or visible hardware. Rakks Style brackets have excellent lateral support and work well as bookends.

- Material: 6063-T6 Extruded Aluminum
- Finish: Clear Anodized
- Height: 1 1/4" (32 mm)
- Thickness: 1/4" (6 mm)

Sold by unit

PRODUCT	LENGTH	SAFE WORKING LOAD	USEABLE LENGTH	QTY/BOX
BR010C	10" (254 mm)	75 lb (34 kg)	9 1/4" (235 mm)	1
BR012C	12" (305 mm)	60 lb (27 kg)	11 1/4" (286 mm)	1

## Required Product(s):

SC600C - Style C Wall-Mounting Standard - 6'

SE600C - Style E Wall-Mounting Standard - 6'

Richelieu  
Section 16A1  
FRAMELESS  
SHOWER  
HARDWARE2  
STANDOFFS &  
DECORATIVE  
GLASS SHELF  
HARDWARE3  
CAULKING,  
INSULATING  
FOAM &  
GLAZING  
SPLINE4  
TOOLS &  
MACHINERY5  
SHOP  
SUPPLIES6  
FASTENERS7  
MIRROR  
HARDWARE8  
CABINET &  
FURNITURE  
GLASS  
HARDWARE9  
DOORS &  
WINDOWS  
HARDWARE10  
WEATHER  
STRIPPING11  
SCREEN &  
SCREENING  
SUPPLIES12  
GLASS  
BALUSTER  
& RAILING13  
GLASS  
ARCHITECTURAL  
HARDWARE14  
SLIDING  
DOOR  
SYSTEMS15  
MOLDINGS16  
COMMERCIAL  
DISPLAY  
HARDWARE17  
AUTOMOTIVE

# Commercial Display Hardware |

## Standards and Brackets

### Brackets

## Richelieu Section 16A

### Shelf/Hangrod Bracket - 700 Series

- 1/8" (3 mm) thick tempered steel
- Material: Tempered Steel, 11 Gauge
- Uphook for additional stability and safety

Application: Use for the heaviest loads. Use with surface mounted or concealed wall standards.

Sold by unit

PRODUCT	FINISH	LENGTH	HEIGHT	THICKNESS	NOMINAL LOAD PER PAIR	QTY/ BOX
767102G	Zinc	10" (254 mm)	3 1/4" (83 mm)	1/8" (3 mm)	1200 lb (544 kg)	1
767122G	Zinc	12" (305 mm)	3 1/4" (83 mm)	1/8" (3 mm)	1325 lb (601 kg)	1
767142G	Zinc	14" (356 mm)	3 1/4" (83 mm)	1/8" (3 mm)	1130 lb (513 kg)	1
767162G	Zinc	16" (406 mm)	3 1/4" (83 mm)	1/8" (3 mm)	900 lb (408 kg)	1
767182G	Zinc	18" (457 mm)	3 1/4" (83 mm)	1/8" (3 mm)	675 lb (306 kg)	1

#### Required Product(s):

Concealed "T" Standard - No. 704 and 705 or Standard for Heavy-Duty Loads - No. 710

#### Suggested Product(s):

743002G – Center Shelf Support - No.743



### Shelf/Hangrod Bracket - No. 766

- 1/8" (3 mm) thick tempered steel
- Uphook for additional stability and safety
- Locknut thumbscrew reduces sway
- Material: Tempered Steel, 11 Gauge

Application: Use for the heaviest loads. Use with surface mounted wall standards.

Sold by unit

PRODUCT	FINISH	LENGTH	HEIGHT	THICKNESS	NOMINAL LOAD PER PAIR	QTY/ BOX
766102G	Zinc	10" (254 mm)	3 1/4" (83 mm)	1/8" (3 mm)	1200 lb (544 kg)	1
766122G	Zinc	12" (305 mm)	3 1/4" (83 mm)	1/8" (3 mm)	1325 lb (601 kg)	1
766142G	Zinc	14" (356 mm)	3 1/4" (83 mm)	1/8" (3 mm)	1130 lb (513 kg)	1
766162G	Zinc	16" (406 mm)	3 1/4" (83 mm)	1/8" (3 mm)	900 lb (408 kg)	1
766182G	Zinc	18" (457 mm)	3 1/4" (83 mm)	1/8" (3 mm)	675 lb (306 kg)	1
766202G	Zinc	20" (508 mm)	3 1/4" (83 mm)	1/8" (3 mm)	960 lb (435 kg)	1

#### Required Product(s):

Standard for Heavy-Duty Loads - No. 710

#### Suggested Product(s):

743002G – Center Shelf Support - No.743



# Standards and Brackets

## Brackets

### Shelf Bracket for Concealed Standard - No. 742

- 1/8" (3 mm) thick tempered steel
- Material: Tempered Steel, 11 Gauge

Application: For use with concealed/recessed/"T" standards, heavy-duty standards, and glass or wood shelves.

Sold by unit

PRODUCT	FINISH	LENGTH	HEIGHT	THICKNESS	QTY/BOX
742102G	Zinc	10" (254 mm)	1 1/2" (38 mm)	1/8" (3 mm)	1
742122G	Zinc	12" (305 mm)	1 1/2" (38 mm)	1/8" (3 mm)	1
742142G	Zinc	14" (356 mm)	1 1/2" (38 mm)	1/8" (3 mm)	1
742162G	Zinc	16" (406 mm)	1 1/2" (38 mm)	1/8" (3 mm)	1
742182G	Zinc	18" (457 mm)	1 1/2" (38 mm)	1/8" (3 mm)	1

#### Required Product(s):

Concealed "T" Standard - No. 704 and 705 or Standard for Heavy-Duty Loads - No. 710

### Shelf Bracket

- Material: Metal

Sold by unit

PRODUCT	FINISH	LENGTH	WIDTH	SAFE WORKING LOAD	QTY/BOX
4180AL06BC	Almond	6" (152 mm)	1/2" (12 mm)	50 lb (23 kg)	1
4180BL06BC	Black	6" (152 mm)	1/2" (12 mm)	50 lb (23 kg)	1
4180BR06BC	Brown	6" (152 mm)	1/2" (12 mm)	50 lb (23 kg)	1
4180SC06BC	Satin Chrome	6" (152 mm)	1/2" (12 mm)	50 lb (23 kg)	1
4180T06BC	Titanium	6" (152 mm)	1/2" (12 mm)	50 lb (23 kg)	1
4180W06BC	White	6" (152 mm)	1/2" (12 mm)	50 lb (23 kg)	1
4180AL08BC	Almond	8" (203 mm)	1/2" (12 mm)	60 lb (27 kg)	1
4180BL08BC	Black	8" (203 mm)	1/2" (12 mm)	60 lb (27 kg)	1
4180BR08BC	Brown	8" (203 mm)	1/2" (12 mm)	60 lb (27 kg)	1
4180SC08BC	Satin Chrome	8" (203 mm)	1/2" (12 mm)	60 lb (27 kg)	1
4180T08BC	Titanium	8" (203 mm)	1/2" (12 mm)	60 lb (27 kg)	1
4180W08BC	White	8" (203 mm)	1/2" (12 mm)	60 lb (27 kg)	1
4180AL10BC	Almond	10" (254 mm)	1/2" (12 mm)	75 lb (34 kg)	1
4180BL10BC	Black	10" (254 mm)	1/2" (12 mm)	75 lb (34 kg)	1
4180BR10BC	Brown	10" (254 mm)	1/2" (12 mm)	75 lb (34 kg)	1
4180SC10BC	Satin Chrome	10" (254 mm)	1/2" (12 mm)	75 lb (34 kg)	1
4180T10BC	Titanium	10" (254 mm)	1/2" (12 mm)	75 lb (34 kg)	1
4180W10BC	White	10" (254 mm)	1/2" (12 mm)	75 lb (34 kg)	1
4180AL12BC	Almond	12" (305 mm)	1/2" (12 mm)	90 lb (41 kg)	1
4180BL12BC	Black	12" (305 mm)	1/2" (12 mm)	90 lb (41 kg)	1
4180BR12BC	Brown	12" (305 mm)	1/2" (12 mm)	90 lb (41 kg)	1
4180SC12BC	Satin Chrome	12" (305 mm)	1/2" (12 mm)	90 lb (41 kg)	1
4180T12BC	Titanium	12" (305 mm)	1/2" (12 mm)	90 lb (41 kg)	1
4180W12BC	White	12" (305 mm)	1/2" (12 mm)	90 lb (41 kg)	1
4180AL16BC	Almond	16" (406 mm)	1/2" (12 mm)	90 lb (41 kg)	1
4180BL16BC	Black	16" (406 mm)	1/2" (12 mm)	90 lb (41 kg)	1
4180BR16BC	Brown	16" (406 mm)	1/2" (12 mm)	90 lb (41 kg)	1
4180SC16BC	Satin Chrome	16" (406 mm)	1/2" (12 mm)	90 lb (41 kg)	1
4180T16BC	Titanium	16" (406 mm)	1/2" (12 mm)	90 lb (41 kg)	1
4180W16BC	White	16" (406 mm)	1/2" (12 mm)	90 lb (41 kg)	1

#### Suggested Product(s):

Melamine Shelves

## Richelieu Section 16A



1  
FRAMELESS  
SHOWER  
HARDWARE

2  
STANDOFFS &  
DECORATIVE  
GLASS SHELF  
HARDWARE

3  
CAULKING,  
INSULATING  
FOAM &  
GLAZING  
SPLINE

4  
TOOLS &  
MACHINERY

5  
SHOP  
SUPPLIES

6  
FASTENERS

7  
MIRROR  
HARDWARE

8  
CABINET &  
FURNITURE  
GLASS  
HARDWARE

9  
DOORS &  
WINDOWS  
HARDWARE

10  
WEATHER  
STRIPPING

11  
SCREEN &  
SCREENING  
SUPPLIES

12  
GLASS  
BALUSTER  
& RAILING

13  
GLASS  
ARCHITECTURAL  
HARDWARE

14  
SLIDING  
DOOR  
SYSTEMS

15  
MOLDINGS

16  
COMMERCIAL  
DISPLAY  
HARDWARE

17  
AUTOMOTIVE

## Standards and Brackets

## Brackets

Richelieu  
Section 16A

## Wood Shelf Bracket - No. 723

- Keyhole slots for wood shelf mounting
- Stabilizer reduces sway
- Bracket is made of .085" (2 mm) thick medium-duty material
- Material: Tempered Steel, 13 Gauge
- Thickness: 0.085" (2 mm)
- Support Type: Pilaster and Mounting Support and Flanged Bracket

Sold by unit

PRODUCT	FINISH	LENGTH	HEIGHT	BRACKET ORIENTATION	QTY/BOX
7233102G	Zinc	10" (254 mm)	4" (102 mm)	Left Bracket	1
7232102G	Zinc	10" (254 mm)	4" (102 mm)	Right Bracket	1
7233122G	Zinc	12" (305 mm)	4" (102 mm)	Left Bracket	1
7232122G	Zinc	12" (305 mm)	4" (102 mm)	Right Bracket	1
7233142G	Zinc	14" (356 mm)	4" (102 mm)	Left Bracket	1
7232142G	Zinc	14" (356 mm)	4" (102 mm)	Right Bracket	1
7233162G	Zinc	16" (406 mm)	4" (102 mm)	Left Bracket	1
7232162G	Zinc	16" (406 mm)	4" (102 mm)	Right Bracket	1
7233182G	Zinc	18" (457 mm)	4" (102 mm)	Left Bracket	1
7232182G	Zinc	18" (457 mm)	4" (102 mm)	Right Bracket	1
7233202G	Zinc	20" (508 mm)	4" (102 mm)	Left Bracket	1
7232202G	Zinc	20" (508 mm)	4" (102 mm)	Right Bracket	1

## Required Product(s):

Standard for Heavy-Duty Loads - No. 710

## Decorative Eclipse Support Bracket - 8" x 12"

- Maximum Load Capacity per Shelf: 100 lb (45 kg)
- Projection - Overall Dimensions: 11-5/8" (295 mm)
- "T-Bar" Dimension: 1 1/4" (32 mm) Hollow

Sold by unit

PRODUCT	FINISH	MATERIAL	HEIGHT	WIDTH	SHELF THICKNESS	QTY/BOX
EC081210	Satin Aluminum	Aluminum	8 5/8" (219 mm)	1 1/4" (32 mm)	1/8" (3 mm)	1

## Suggested Product(s):

Face Plate Mounting Kit - 8" x 2" - ECMP10

## Face Plate Mounting Kit - 8" x 2"

The optional face plate mounting kit allows you to screw the bracket to the wall using #8" x 2" (51 mm) color-matched screws.

- Anchor: 2" (51 mm)

Sold by unit

PRODUCT	FINISH	MATERIAL	LENGTH	THICKNESS	QTY/BOX
ECMP10	Clear Anodized	Aluminum	8 5/8" (219 mm)	1/4" (6 mm)	1

## Required product(s):

Decorative Eclipse Support Bracket No. EC081210



# Commercial Display Hardware |

## Standards and Brackets

### Accessories

#### Center Shelf Rest

- Recommended for use with series 186 and 187 brackets
- For anchoring shelf to bracket and for joining two shelves on a single bracket
- Screws included

Sold by unit

PRODUCT	FINISH	MATERIAL	QTY/BOX
211143	Anochrome	Metal	1
21130	White	Metal	1

#### Suggested Product(s):

Heavy-Duty Bracket with Lock Lever, Series #186

Heavy-Duty Bracket with Lock Lever, Series #187

CP129105 – Rubber Cushion

#### Center Shelf Support - No.743

Use with shelf brackets with mounting holes. Designed for center brackets and at ends with shelf overhang.

- Swivel-lock
- Gray rubber suction cushions are included to secure glass shelves

Sold by unit

PRODUCT	FINISH	MATERIAL	QTY/BOX
743002G	Zinc	Steel	1

#### Suggested Product(s):

Shelf/Hangrod Bracket - No. 766

Shelf/Hangrod Bracket - 700 Series

#### Central Shelf Rest

Sold by unit

PRODUCT	FINISH	MATERIAL	QTY/BOX
91714140	Chrome	Metal	1

#### Front Shelf Rest

- Recommended for use with series 186 and 187 brackets
- For anchoring shelf to bracket and for joining two shelves on a single bracket
- Screws included

Sold by unit

PRODUCT	FINISH	MATERIAL	QTY/BOX
212143	Anochrome	Metal	1
21230	White	Metal	1

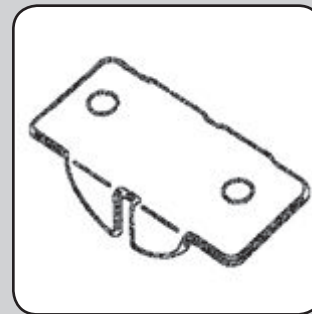


#### Suggested Product(s):

Heavy-Duty Bracket with Lock Lever, Series #186

Heavy-Duty Bracket with Lock Lever, Series #187

CP129105 – Rubber Cushion

## Richelieu Section 16A



1  
FRAMELESS  
SHOWER  
HARDWARE

2  
STANDOFFS &  
DECORATIVE  
GLASS SHELF  
HARDWARE

3  
CAULKING,  
INSULATING  
FOAM &  
GLAZING  
SPLINE

4  
TOOLS &  
MACHINERY

5  
SHOP  
SUPPLIES

6  
FASTENERS

7  
MIRROR  
HARDWARE

8  
CABINET &  
FURNITURE  
GLASS  
HARDWARE

9  
DOORS &  
WINDOWS  
HARDWARE

10  
WEATHER  
STRIPPING

11  
SCREEN &  
SCREENING  
SUPPLIES

12  
GLASS  
BALUSTER  
& RAILING

13  
GLASS  
ARCHITECTURAL  
HARDWARE

14  
SLIDING  
DOOR  
SYSTEMS

15  
MOLDINGS

16  
COMMERCIAL  
DISPLAY  
HARDWARE

17  
AUTOMOTIVE



# Standards and Brackets

## Accessories

## Richelieu Section 16A

### Clear Plastic Front Rest

Sold by unit

PRODUCT	FINISH	MATERIAL	QTY/BOX
10311	Clear	Plastic	1

#### Suggested Product(s):

Heavy-Duty Bracket with Lock Lever, Series #186

Heavy-Duty Bracket with Lock Lever, Series #187



### Shelf End Rest

- Recommended for use with series 186 and 187 brackets
- For anchoring shelf to bracket and for joining two shelves on a single bracket
- Screw included

Sold by unit


PRODUCT	FINISH	MATERIAL	QTY/BOX
210143	Anochrome	Metal	1
210030	White	Metal	1

#### Suggested Product(s):

Heavy-Duty Bracket with Lock Lever, Series #186

Heavy-Duty Bracket with Lock Lever, Series #187

CP129105 – Rubber Cushion



### Rubber Cushion

Rubber cushion for 210, 211 and 212 rests.

Sold by unit

PRODUCT	FINISH	MATERIAL	QTY/BOX
CP129105	Gray	Rubber	100



### Cushion Rest

Gray rubber cushion rest. Concave type.

Sold by unit

PRODUCT	FINISH	MATERIAL	QTY/BOX
91717100	Gray	Rubber	1



# Standards and Brackets

## Accessories

### Rubber Cushion for Glass Shelf

Sold by unit

PRODUCT	FINISH	MATERIAL	QTY/BOX
109100	Gray	Rubber	1

### End Cap for SPE-1820 (751972170) Pilaster

- Anchor: 19/32" (15 mm)

Sold by unit

PRODUCT	FINISH	MATERIAL	HEIGHT	THICKNESS	QTY/BOX
751820105	Light Gray	ABS	25/32" (20 mm)	3/16" (5 mm)	1

### Stainless Steel Shelf Support for SPE-1820 (751972170) Pilaster

- Material: Stainless Steel 430

Sold by unit

PRODUCT	FINISH	LENGTH	HEIGHT	WIDTH	THICKNESS	QTY/BOX
75192030	Natural	7/8" (22 mm)	1" (25 mm)	11/32" (9 mm)	1/16" (1 mm)	1

### Hang Rail Hardware Pack

This poly bag contains the hardware required to install the hang rail on wood studs.

- 8 Screws per bag

PRODUCT	MATERIAL	QTY/BOX
7908147	Zinc	Blister

#### Suggested Product(s):

7980147 – Hang Rail, 798030 – Hang Rail

794830 – Hang Rail, 7948147 – Hang Rail

### Hangrod – No.225

Designed for use with any 1/2" x 1" (13 x 25 mm) hangrod bracket.

- Tube Dimensions: 1/2" x 1 1/2" (13 x 38 mm)

Sold by unit


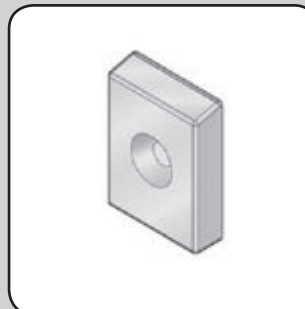
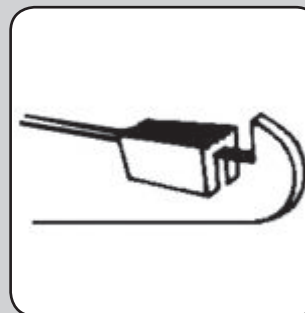
PRODUCT	FINISH	MATERIAL	LENGTH	QTY/BOX
22524140	Polished Chrome	Steel	24" (610 mm)	1
22536140	Polished Chrome	Steel	36" (910 mm)	1
22548140	Polished Chrome	Steel	48" (1.2 m)	1

#### Suggested Product(s):

86900140 – Hangrod Saddle - 32 mm - No.V869

76512140 – Hangrod Bracket - No. V765

## Richelieu Section 16A



# Commercial Display Hardware | Standards and Brackets

## Accessories

### Hangrod Saddle – 32 mm – No.V869

Designed to hold No.225 Hangrod. Use with 32 mm drilled fixtures.

Sold by unit

PRODUCT	FINISH	MATERIAL	QTY/BOX
86900140	Chrome	Steel	1

Required Product(s):

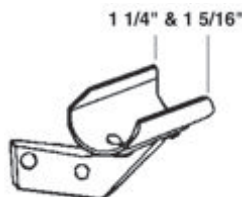
Hangrod - No. 225

### Clamp for Round Rod

For use with #9160212 bracket.

- Tube Dimensions: 1 1/4" (32 mm) and 1 5/16" (33 mm)

Sold by unit



PRODUCT	FINISH	MATERIAL	QTY/BOX
92015140	Chrome	Metal	1

### Screw Kit For Standards Series #82

For proper installation of 82 Series Heavy-Duty Standards, this pre-packaged poly bag contains the required hardware:

- 6 two-inch heavy-duty screws
- 6 wall anchors
- 6 white cover tabs
- 6 black cover tabs

Sold by unit

PRODUCT	QTY/BOX
82012G	1

Suggested Product(s):

Heavy-Duty Double Standard, Series #82

### Screws and Anchors for #4080 Standards

- Material: Metal


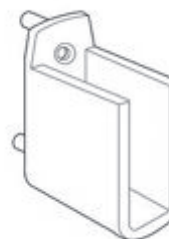
Sold by unit

PRODUCT	FINISH	LENGTH	QTY/BOX
48088ALR	Almond	1 1/2" (38 mm)	6
48088BLR	Black	1 1/2" (38 mm)	6
48088BRR	Brown	1 1/2" (38 mm)	6
48088SCR	Satin Chrome	1 1/2" (38 mm)	6
48088WR	White	1 1/2" (38 mm)	6

Required Product(s):

Shelf Standards - 4080 Series

## Richelieu Section 16A



# Commercial Display Hardware | Standards and Brackets

## Accessories

### Pilaster Nails

- Duty: Light Duty

Sold by unit

PRODUCT	FINISH	MATERIAL	QTY/BOX
2552G	Zinc	Steel	650

**Suggested Product(s):**

5/8" U-Shaped Aluminum or Metal Pilaster

### Shelf Fastener

Shelf fastener (fastens shelf to bracket). For use with the 80/180 series standards and shelf brackets.

Sold by unit

PRODUCT	FINISH	MATERIAL	QTY/BOX
154143	Anochrome	Cold Rolled Steel	1

**Required Product(s):**

General Duty Bracket, Series #180

### Standard Socket for Series #80

For series #80 - 5/8" (16 mm).

- Material: Metal

Sold by unit

PRODUCT	FINISH	POSITION	DIMENSIONS	QTY/BOX
136143	Anochrome	Bottom	5/8" (16 mm)	1
137143	Anochrome	Top	5/8" (16 mm)	1

**Suggested Product(s):**

Single 5/8" Metal Standard, Series #80

### Standard Socket for Series #83

For Series #83 - 3/4" (19 mm).

- Material: Metal


Sold by unit

PRODUCT	FINISH	POSITION	DIMENSIONS	QTY/BOX
0612G	Zinc	Bottom	3/4" (19 mm)	1
0622G	Zinc	Top	3/4" (19 mm)	1

**Suggested Product(s):**

Single 3/4" Metal Standard, Series #83

## Richelieu Section 16A



**1**  
FRAMELESS  
SHOWER  
HARDWARE

**2**  
STANDOFFS &  
DECORATIVE  
GLASS SHELF  
HARDWARE

**3**  
CAULKING,  
INSULATING  
FOAM &  
GLAZING  
SPLINE

**4**  
TOOLS &  
MACHINERY

**5**  
SHOP  
SUPPLIES

**6**  
FASTENERS

**7**  
MIRROR  
HARDWARE

**8**  
CABINET &  
FURNITURE  
GLASS  
HARDWARE

**9**  
DOORS &  
WINDOWS  
HARDWARE

**10**  
WEATHER  
STRIPPING

**11**  
SCREEN &  
SCREENING  
SUPPLIES

**12**  
GLASS  
BALUSTER  
& RAILING

**13**  
GLASS  
ARCHITECTURAL  
HARDWARE

**14**  
SLIDING  
DOOR  
SYSTEMS

**15**  
MOLDINGS

**16**  
COMMERCIAL  
DISPLAY  
HARDWARE

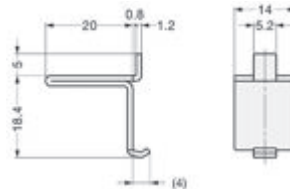
**17**  
AUTOMOTIVE

# Commercial Display Hardware | Standards and Brackets

## Accessories

### Shelf Support for Standard

- Material: Stainless Steel 430



Sold by unit

PRODUCT	FINISH	LENGTH	HEIGHT	WIDTH	QTY/BOX
751820170	Satin	25/32" (20 mm)	3/4" (19 mm)	9/16" (14 mm)	1

### Synthetic Rubber Cap

For SPE-FB20S (75192030) Shelf Support.

- Material: Synthetic Rubber

Sold by unit

PRODUCT	FINISH	LENGTH	ANCHOR	THICKNESS	QTY/BOX
751920105	White	7/8" (22 mm)	1/2" (12 mm)	1/4" (6 mm)	1

### Pilaster Clip - Series 233

Zinc pilaster clips specifically designed to fit and wrap around the center channel of Series 233 pilasters.

Sold by unit

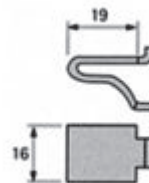
PRODUCT	MATERIAL	QTY/BOX
2372G	Zinc	1

### Pilaster Shelf Clip

- Material: Steel

Sold by unit

PRODUCT	FINISH	QTY/BOX
CP256130	Brass	100
25630	White	1
CP25630	White	100
25622G	Zinc	1
CP2562G	Zinc	100




#### Suggested Product(s):

Richelieu Pilaster

5/8" U-Shaped Aluminum or Metal Pilaster

Heavy-Duty Metal Pilaster

## Richelieu Section 16A



# Commercial Display Hardware |

## Standards and Brackets

### Accessories

#### Pilaster Shelf Clip

- Material: Steel

Sold by unit

PRODUCT	FINISH	QTY/BOX
6216256R2G	Zinc	1

#### Suggested Product(s):

Richelieu Pilaster, 5/8" U-Shaped Aluminum Pilaster, 5/8" U-Shaped Metal Pilaster, Heavy-Duty Metal Pilaster

#### Pilaster Shelf Clip with Support - 243 Series

Pilaster Shelf Clip with Support - 243 Series.

- Safe Working Load: 60 lb (27 kg)

Sold by unit

PRODUCT	FINISH	LENGTH	WIDTH	QTY/BOX
24322G	Zinc	3" (76 mm)	3/4" (19 mm)	1

#### Suggested Product(s):

5/8" U-Shaped Aluminum Pilaster, 5/8" U-Shaped Metal Pilaster, Heavy-Duty Metal Pilaster

#### Heavy Duty Seismic Shelf Support

Shelf support to be screwed under the shelf.

Sold by unit

PRODUCT	FINISH	MATERIAL	QTY/BOX
242762G	Zinc	Steel	1

#### Suggested Product(s):

5/8" U-Shaped Aluminum Pilaster, 5/8" U-Shaped Metal Pilaster

#### Shelf Supports for Pilasters

- Safe Working Load: 25 lb (11 kg)

Sold by unit

PRODUCT	FINISH	MATERIAL	QTY/BOX
4256BR	Brass	Metal	12
4256BS	Brass	Metal	100
4256WR	White	Metal	12
4256WS	White	Metal	100
4256XR	Zinc	Metal	12
4256XS	Zinc	Metal	100

#### Required Product(s):

Pilaster - 4255 Series

#### Support for Tubing

- Duty: Light Duty
- For 1 1/16" (27 mm) total diameter rod.

Sold by unit

PRODUCT	FINISH	MATERIAL	QTY/BOX
757143	Anochrome	Zinc	1

#### Suggested Product(s):

5/8" U-Shaped Aluminum Pilaster, 5/8" U-Shaped Metal Pilaster, Heavy-Duty Metal Pilaster

## Richelieu Section 16A



1  
FRAMELESS  
SHOWER  
HARDWARE

2  
STANDOFFS &  
DECORATIVE  
GLASS SHELF  
HARDWARE

3  
CAULKING,  
INSULATING  
FOAM &  
GLAZING  
SPLINE

4  
TOOLS &  
MACHINERY

5  
SHOP  
SUPPLIES

6  
FASTENERS

7  
MIRROR  
HARDWARE

8  
CABINET &  
FURNITURE  
GLASS  
HARDWARE

9  
DOORS &  
WINDOWS  
HARDWARE

10  
WEATHER  
STRIPPING

11  
SCREEN &  
SCREENING  
SUPPLIES

12  
GLASS  
BALUSTER  
& RAILING

13  
GLASS  
ARCHITECTURAL  
HARDWARE

14  
SLIDING  
DOOR  
SYSTEMS

15  
MOLDINGS

16  
COMMERCIAL  
DISPLAY  
HARDWARE

17  
AUTOMOTIVE

**NOTES**



# Connectors for Display Shelves

## 2-Way Heavy Plate Glass Connector

Create beautiful glass furniture with heavy plate glass connectors. Metal clamps have plastic screws with cushions for glass.

- Material: Anodized Aluminum

Sold by unit

PRODUCT	FINISH	GLASS THICKNESS	QTY/BOX
GMGC1000	Chrome	3/8" (10 mm)	1
GMGC1001	Polished Brass	3/8" (10 mm)	1
GMGC1003	Chrome	1/2" (12 mm)	1

## 3-Way "Y" Heavy Plate Glass Connector

Create beautiful glass furniture with heavy plate glass connectors. Metal clamps have plastic screws with cushions for glass.

- Material: Anodized Aluminum

Sold by unit

PRODUCT	FINISH	GLASS THICKNESS	QTY/BOX
GMGC1022	Polished Brass	1/2" (12 mm)	1

## 2-Way Metal Connector

Metal clamps with plastic screws.

- Material: Metal
- Sides: 2

Sold by unit

PRODUCT	FINISH	GLASS THICKNESS	QTY/BOX
GMGC2832	Brass	3/16" (5 mm)	1
93100140	Chrome	3/16" (5 mm)	1
GMGC2822	Chrome	3/16" (5 mm)	1

## 3-Way "T" Heavy Plate Glass Connector

Create beautiful glass furniture with heavy plate glass connectors. Metal clamps have plastic screws with cushions for glass.

- Material: Anodized Aluminum

Sold by unit

PRODUCT	FINISH	GLASS THICKNESS	QTY/BOX
GMGC1009	Chrome	3/8" (10 mm)	1
GMGC1012	Chrome	1/2" (12 mm)	1

## Richelieu Section 16B



1  
FRAMELESS  
SHOWER  
HARDWARE

2  
STANDOFFS &  
DECORATIVE  
GLASS SHELF  
HARDWARE

3  
CAULKING,  
INSULATING  
FOAM &  
GLAZING  
SPLINE

4  
TOOLS &  
MACHINERY

5  
SHOP  
SUPPLIES

6  
FASTENERS

7  
MIRROR  
HARDWARE

8  
CABINET &  
FURNITURE  
GLASS  
HARDWARE

9  
DOORS &  
WINDOWS  
HARDWARE

10  
WEATHER  
STRIPPING

11  
SCREEN &  
SCREENING  
SUPPLIES

12  
GLASS  
BALUSTER  
& RAILING

13  
GLASS  
ARCHITECTURAL  
HARDWARE

14  
SLIDING  
DOOR  
SYSTEMS

15  
MOLDINGS

16  
COMMERCIAL  
DISPLAY  
HARDWARE

17  
AUTOMOTIVE

# Connectors for Display Shelves

## Richelieu Section 16B

### 3-Way Deluxe Glass Connector

- Included Product(s):
- 3 pieces of 1/4" (6 mm) hexagon screws
- 6 pieces of round type washers
- Material: Steel
- For glass thickness 5-6 mm
- 3 piece M4 hexagon screws

Sold by unit

PRODUCT	FINISH	QTY/BOX
GMGC3108C	Chrome	1

### 3-Way Metal T Connector

Metal clamps with plastic screws.

- Material: Metal
- Sides: 3

Sold by unit

PRODUCT	FINISH	GLASS THICKNESS	QTY/BOX
93101140	Chrome	3/16" (5 mm)	1
GMGC2833	Polished Brass	3/16" (5 mm)	1

### 4-Way Metal Connector

Metal clamps with plastic screws.

- Material: Metal
- Sides: 4

Sold by unit

PRODUCT	FINISH	GLASS THICKNESS	QTY/BOX
93102140	Chrome	3-16" (5 mm)	1
GMGC2824	Chrome	3-16" (5 mm)	1

### Double Swivel Hinge - No Drilling

Metal clamps with plastic screws for glass.

- Material: Steel
- Sides: 2

Sold by unit

PRODUCT	FINISH	GLASS THICKNESS	QTY/BOX
GMGC2830	Chrome	3-16" (5 mm)	1

### Deluxe Glass Shelf Connector

- Included Product(s):
- 2 pieces of round type washers
  - 1 piece of L type washer
  - 1 piece small screw

Sold by unit

PRODUCT	FINISH	QTY/BOX
GMGC3106C	Chrome	1



# Connectors for Display Shelves

## Steel HASP Lock Connector

Set of 2 HASP Lock Connectors.

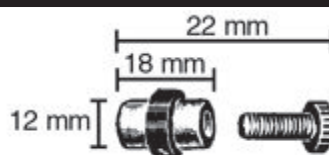
- Material: Steel

Sold by unit

PRODUCT	FINISH	GLASS THICKNESS	QTY/BOX
GMGC2800	Chrome	3-16" (5 mm)	Set of 2

## Steel Pierced Glass Bracket

- Material: Steel



Sold by unit

PRODUCT	FINISH	GLASS THICKNESS	MILLING	LENGTH	QTY/BOX
770238140	Chrome	1/4" to 1/2" (6 to 12 mm)	1/4" (6 mm)	25/32" (20 mm)	1

## Plastic 2-Way Display Connector

Sold by unit



PRODUCT	FINISH	GLASS THICKNESS	QTY/BOX
GMGC2815	Clear	3/16" (5 mm)	1

## Plastic 3-Way Display Connector

Sold by unit

PRODUCT	FINISH	GLASS THICKNESS	QTY/BOX
GMGC2816	Clear	3/16" (5 mm)	1

## Richelieu Section 16B



**1**  
FRAMELESS  
SHOWER  
HARDWARE

**2**  
STANDOFFS &  
DECORATIVE  
GLASS SHELF  
HARDWARE

**3**  
CAULKING,  
INSULATING  
FOAM &  
GLAZING  
SPLINE

**4**  
TOOLS &  
MACHINERY

**5**  
SHOP  
SUPPLIES

**6**  
FASTENERS

**7**  
MIRROR  
HARDWARE

**8**  
CABINET &  
FURNITURE  
GLASS  
HARDWARE

**9**  
DOORS &  
WINDOWS  
HARDWARE

**10**  
WEATHER  
STRIPPING

**11**  
SCREEN &  
SCREENING  
SUPPLIES

**12**  
GLASS  
BALUSTER  
& RAILING

**13**  
GLASS  
ARCHITECTURAL  
HARDWARE

**14**  
SLIDING  
DOOR  
SYSTEMS

**15**  
MOLDINGS

**16**  
COMMERCIAL  
DISPLAY  
HARDWARE

**17**  
AUTOMOTIVE

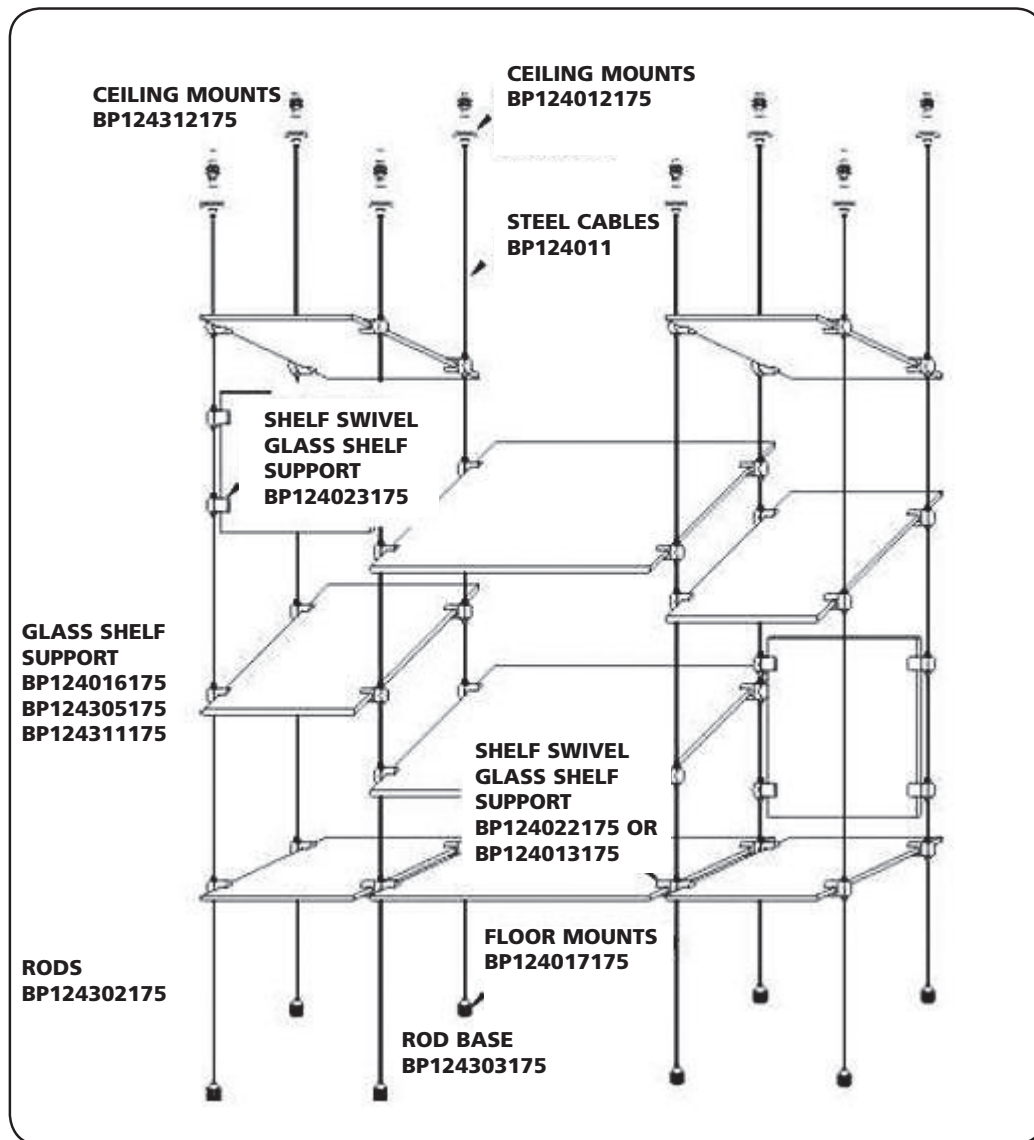
**NOTES**

# Hung Displays

## Steel Rod Display System

### Wire Display Cable System

- Maximum capacity: 26.5 lb (12kg) per shelf; 79.4 lb (36 kg) per column
- Suspended shelving, open frameless concept
- Easy to adjust without tools; shelves will be held at any height level along cable thanks to the built-in mechanism inside the connector
- Variety of applications such as hanging of posters, display shelving in a frameless environment
- Finish: Brushed Chrome
- Material: Zinc Alloy



\* BORED SHELF SUPPORTS FOR GLASS (NOT SHOWN)  
BP1240115175

## Richelieu Section 16C

**1**  
FRAMELESS  
SHOWER  
HARDWARE

**2**  
STANDOFFS &  
DECORATIVE  
GLASS SHELF  
HARDWARE

**3**  
CAULKING,  
INSULATING  
FOAM &  
GLAZING  
SPLINE

**4**  
TOOLS &  
MACHINERY

**5**  
SHOP  
SUPPLIES

**6**  
FASTENERS

**7**  
MIRROR  
HARDWARE

**8**  
CABINET &  
FURNITURE  
GLASS  
HARDWARE

**9**  
DOORS &  
WINDOWS  
HARDWARE

**10**  
WEATHER  
STRIPPING

**11**  
SCREEN &  
SCREENING  
SUPPLIES

**12**  
GLASS  
BALUSTER  
& RAILING

**13**  
GLASS  
ARCHITECTURAL  
HARDWARE

**14**  
SLIDING  
DOOR  
SYSTEMS

**15**  
MOLDINGS

**16**  
COMMERCIAL  
DISPLAY  
HARDWARE


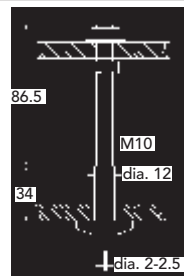
**17**  
AUTOMOTIVE

# Hung Displays

## Richelieu Section 16C

### Set of 4 Ceiling Mounts

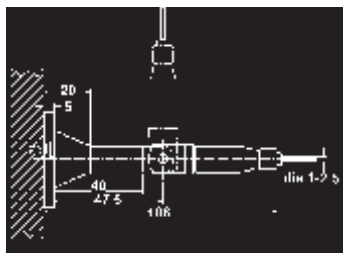
PRODUCT	FINISH	MATERIAL	CAPACITY	QTY/BOX
BP124012175	Brushed Chrome	Zinc Alloy	79.4 lb (36 kg)	1 set



### Set of 4 Ceiling Mounts

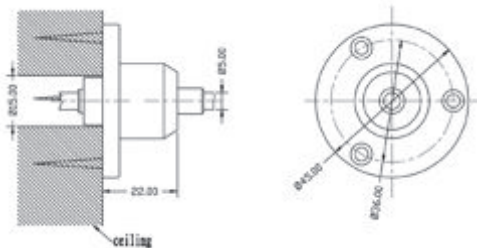
- Screws not included

PRODUCT	FINISH	MATERIAL	CAPACITY	QTY/BOX
BP124024175	Brushed Chrome	Brass and Zinc	26.5 lb (12 kg) per shelf	1 set



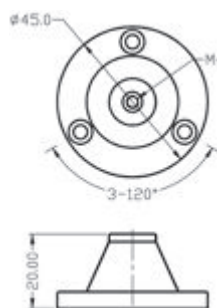
### Set of 4 Ceiling Mounting Units

PRODUCT	FINISH	MATERIAL	CAPACITY	QTY/BOX
BP124312175	Brushed Chrome	Zinc Alloy	74.6 lb (36 kg)	1 set



### Set of 4 Rod Bases

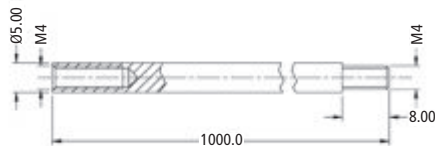
PRODUCT	FINISH	MATERIAL	QTY/BOX
BP124303175	Brushed Chrome	Zinc Alloy	1 set



## Hung Displays

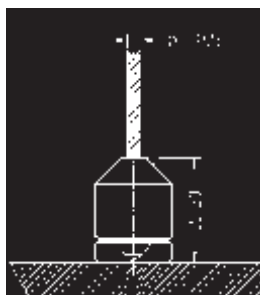
## Set of 4 Stainless Steel Rods

PRODUCT	FINISH	MATERIAL	QTY/BOX
BP124302175	Brushed Chrome	Zinc Alloy	1 set



## Set of 4 Floor Mounts

PRODUCT	FINISH	MATERIAL	QTY/BOX
BP124017175	Brushed Chrome	Zinc	1 set



### Set of 4 Steel Cables

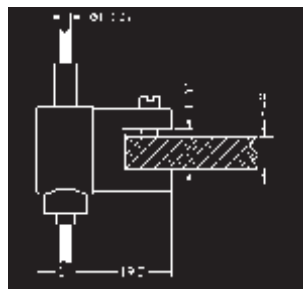
- Length: 16.4' (5 m)
- Diameter: 3/32" (2.5 mm)

PRODUCT	FINISH	CAPACITY	QTY/BOX
BP124011	Natural Steel	79.4 lb (36 kg)	1 set


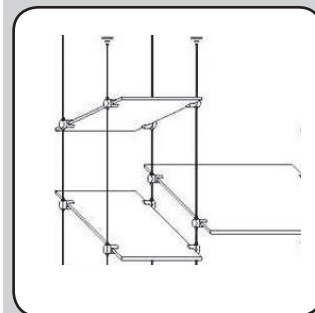

## Set of 4 Swivel Glass Shelf Supports

- Thickness: 3/16 to 5/16" (5 to 8 mm)

PRODUCT	FINISH	MATERIAL	CAPACITY	QTY/ BOX
BP124023175	Brushed Chrome	Brass and Zinc	26.5 lb (12 kg)	1 set



## Richelieu Section 16C



- 1 FRAMELESS SHOWER HARDWARE
- 2 STANDOFFS & DECORATIVE GLASS SHELF HARDWARE
- 3 CAULKING, INSULATING FOAM & GLAZING SPLINE
- 4 TOOLS & MACHINERY
- 5 SHOP SUPPLIES
- 6 FASTENERS
- 7 MIRROR HARDWARE
- 8 CABINET & FURNITURE GLASS HARDWARE
- 9 DOORS & WINDOWS HARDWARE
- 10 WEATHER STRIPPING
- 11 SCREEN & SCREENING SUPPLIES
- 12 GLASS BALUSTER & RAILING
- 13 GLASS ARCHITECTURAL HARDWARE
- 14 SLIDING DOOR SYSTEMS
- 15 MOLDINGS
- 16 COMMERCIAL DISPLAY HARDWARE
- 17 AUTOMOTIVE




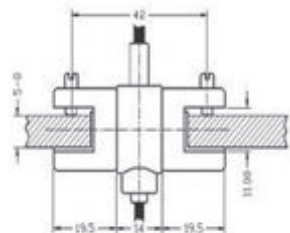
# Hung Displays

## Richelieu Section 16C

### Set of 4 Swivel Glass Shelf Supports

- Thickness: 3/16 to 5/16" (5 to 8 mm)

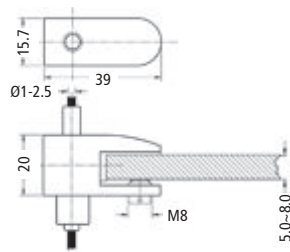
PRODUCT	FINISH	MATERIAL	CAPACITY	QTY/BOX
BP124022175	Brushed Chrome	Zinc Alloy	26.5 lb (12 kg)	1 set



### Set of 4 Glass Shelf Supports

- Thickness: 3/16 to 5/16" (5 to 8 mm)

PRODUCT	FINISH	MATERIAL	CAPACITY	QTY/BOX
BP124016175	Brushed Chrome	Zinc Alloy	26.5 lb (12 kg)	1 set



### Set of 4 Glass Shelf Supports

- For 6 to 8 mm shelves
- Shelf Thickness: 1/4" to 5/16" (6 to 8 mm)

PRODUCT	FINISH	MATERIAL	CAPACITY	QTY/BOX
BP124305175	Brushed Chrome	Zinc alloy	26.5 lb (12 kg)	1 set



### Set of 4 Glass Shelf Supports (without perforation)

- For 6 to 8 mm shelves

PRODUCT	FINISH	MATERIAL	QTY / BOX
BP124311175	Brushed Chrome	Zinc alloy	1 set

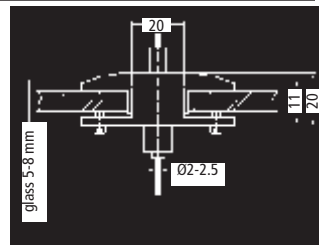


# Hung Displays

## Set of 4 Middle Glass Supports

- Thickness: 3/16 to 5/16" (5 to 8 mm)

PRODUCT	FINISH	MATERIAL	CAPACITY	QTY/BOX
BP124013175	Brushed Chrome	Zinc	26.5 lb (12 kg)	1 set

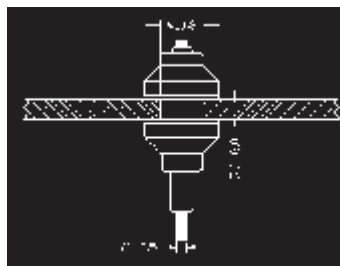


## Set of 4 Bored Shelf Supports for Glass



10 mm bored hole.

- Thickness: 3/16 to 5/16" (5 to 8 mm)

PRODUCT	FINISH	MATERIAL	CAPACITY	QTY/BOX
BP124015175	Brushed Chrome	Zinc	26.5 lb (12 kg)	1 set



## Richelieu Section 16C



**1**  
FRAMELESS  
SHOWER  
HARDWARE

**2**  
STANDOFFS &  
DECORATIVE  
GLASS SHELF  
HARDWARE

**3**  
CAULKING,  
INSULATING  
FOAM &  
GLAZING  
SPLINE

**4**  
TOOLS &  
MACHINERY

**5**  
SHOP  
SUPPLIES

**6**  
FASTENERS

**7**  
MIRROR  
HARDWARE

**8**  
CABINET &  
FURNITURE  
GLASS  
HARDWARE

**9**  
DOORS &  
WINDOWS  
HARDWARE

**10**  
WEATHER  
STRIPPING

**11**  
SCREEN &  
SCREENING  
SUPPLIES

**12**  
GLASS  
BALUSTER  
& RAILING

**13**  
GLASS  
ARCHITECTURAL  
HARDWARE

**14**  
SLIDING  
DOOR  
SYSTEMS

**15**  
MOLDINGS

**16**  
COMMERCIAL  
DISPLAY  
HARDWARE

**17**  
AUTOMOTIVE

**NOTES**

# Automotive



## SECTION 17



See our product selection on [richelieuglazingsupplies.com](http://richelieuglazingsupplies.com)

**1**  
FRAMELESS  
SHOWER  
HARDWARE

**2**  
STANDOFFS &  
DECORATIVE  
GLASS SHELF  
HARDWARE

**3**  
CAULKING,  
INSULATING  
FOAM &  
GLAZING  
SPLINE

**4**  
TOOLS &  
MACHINERY

**5**  
SHOP  
SUPPLIES

**6**  
FASTENERS

**7**  
MIRROR  
HARDWARE

**8**  
CABINET &  
FURNITURE  
GLASS  
HARDWARE

**9**  
DOORS &  
WINDOWS  
HARDWARE

**10**  
WEATHER  
STRIPPING

**11**  
SCREEN &  
SCREENING  
SUPPLIES

**12**  
GLASS  
BALUSTER  
& RAILING

**13**  
GLASS  
ARCHITECTURAL  
HARDWARE

**14**  
SLIDING  
DOOR  
SYSTEMS

**15**  
MOLDINGS

**16**  
COMMERCIAL  
DISPLAY  
HARDWARE

**17**  
AUTOMOTIVE



# **Richelieu** **GLAZING SUPPLIES**

## **Montreal**

7900 Henri-Bourassa Boulevard West  
Montreal, QC H4S 1V4  
Tel: (514) 336-4144  
Toll free: 1 800 361-6000  
Fax: (514) 336-9431  
Toll free: 1 800 363-0193

## **Toronto**

33 Dufflaw Road  
Toronto, ON M6A 2W2  
Phone: (416) 781-9118  
Toll free: 1 800 465-3112  
Fax: (416) 781-2659

## **Pleasantide Winnipeg**

401 McPhillips Street  
Winnipeg, MB R2X 2Z8  
Phone: (204) 790-1020  
Toll free: 1 866 762-4680  
Fax: (204) 790-1023

## **Pleasantide Saskatoon**

501 Pakwa Place  
Unit 11  
Saskatoon, SK S7L 6A3  
Phone: (306) 665-2201  
Fax: (306) 665-2202

## **Hi-Tech Glazing Supplies Vancouver**

13060 80<sup>th</sup> Avenue  
Unit 210  
Surrey, BC V3W 3B2  
Phone: (604) 501-1212  
Fax: (604) 501-1248

[www.richelieuglazingsupplies.com](http://www.richelieuglazingsupplies.com)