

RAM TAIL

CABLE RAIL SYSTEMS



SEE BEYOND THE RAIL

RAM TAIL

CABLE RAIL SYSTEMS



We work with architects, contractors and homeowners all over the country to provide you with one of our railing designs ready to install. Our design process ensures an attractive look and a layout that suits your needs.



If you have a home at a certain elevation, one thing you are always trying to protect is your spectacular view. You may be willing to cut down trees and negotiate with neighbors in order to take in the beautiful landscape, so why would you choose a railing system for your deck or balcony that obstructs your line of sight in any way? If you want a railing system for your home that will serve its purpose yet be practically invisible, you want a stainless cable railing system.

Cable railings have emerged as a popular choice in recent years, for both homeowners and commercial property owners. There is no simpler way to enhance the visual appeal of a deck, balcony or even a garden. Cable railings have long been used in commercial buildings, like hotels, malls, and airports because of their clear, understated design, low-maintenance, longstanding durability and affordability. For these reasons, homeowners are also incorporating cable railings into decking and other projects.

STAINLESS STEEL CABLE

3MM 1x19 STAINLESS STEEL WIRE ROPE


- Premium quality, highly corrosion resistant 316 marine grade stainless steel
- Low-twist, flexible and true to size
- Low-stretch strand with smooth outer profile
- Very high breaking strength
- Highly polished and decorative



1 x 19

5MM 7x19 STAINLESS STEEL WIRE ROPE

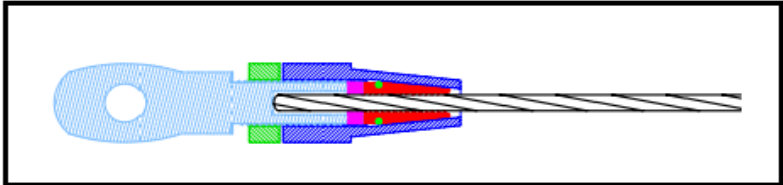
- Premium quality, highly corrosion resistant 316 marine grade stainless steel
- Low-twist, flexible and true to size
- Excellent all around cable, used throughout the marine and engineering industries
- Perfectly suited for most running applications, around sheaves, pulleys, control cables, cable rail, and lanyards.



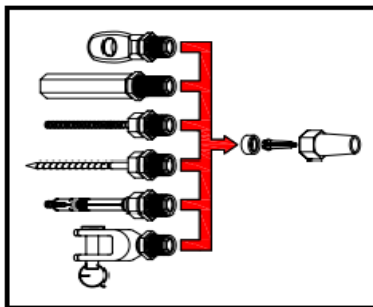
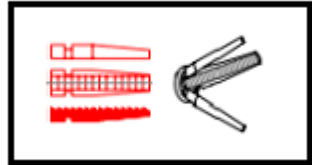
7 x 19

QUICK LOCK FITTINGS

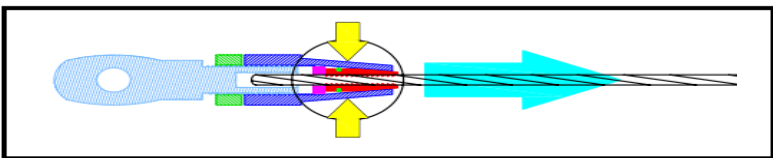
The design's main function is the locking system. It uses jaws with rigged teeth to grab hold of the wire and locks them in place by screwing in the fitting.



Each individual jaw has numerous rigged teeth on the inside surface. When combined, the 3-section jaw has an immense gripping power.



Ram Tail offers an assortment of fittings to suit any application.



As tension is applied to the cable, the jaws are pulled against the inside of the cone shaped terminal. Due to the cone design the jaws react to the force by contracting, resulting in a greater grip on the cable. The beauty of this design is that it allows the cable to be easily tightened when necessary.



RT-TJ-75

75mm THREADED JAW



- Use with 3mm wire rope
- Thread: M6 RH 75mm long

TENSIONER

RT-TJ-45

45mm THREADED JAW



- For use with 3mm wire rope
- Thread: M6 RH 45mm long

TENSIONER

RT-CT-75 / 115

CYLINDRICAL TENSIONER



- Thread: M6 RH
- Length: 75 or 115 mm

TENSIONER



RT-LJ-01

LAG JAW



- Use with 3mm wire rope

FIXED END

RT-EJ-01

EYE JAW



- Use with 3mm wire rope

FIXED END

RT-BJ-01

BARREL JAW



- Use with 75 mm Button Cap Screw
- Thread: M6 RH

FIXED END



RT-TB-01

TURNBUCKLE ASSEMBLY



- For use with 3mm wire rope
- Allows for 6" of take-up.

TENSIONER

RT-FJ-01

FORK JAW



- For use with 3mm wire rope

FIXED END

RT-EL-01

EYE LAG SCREW



- Highly corrosion resistant



RT-TS-03/05

3mm / 5mm SWAGE STUD



- Thread: M6 RH
- Requires swaging tool

TENSIONER

RT-FW-01

WASHER

- 316 marine grade stainless steel
- Highly corrosion resistant



RT-AN-01

ACORN NUT

- 316 marine grade stainless steel
- Thread: M6 RH
- Highly corrosion resistant





RT-8017-FM

IN-LINE RAIL SYSTEM



- Use with 3mm cable

RT-HN-01

HEX NUT

- 316 marine grade stainless steel
- Thread: M6 RH
- Highly corrosion resistant



RT-SEP-02

SQUARE EYE PLATE

- 316 marine grade stainless steel
- Highly corrosion resistant



TOOLS

RT-WC-01

CABLE CUTTERS

- Comfortably cuts up to 4mm (3/16") diameter steel wire rope
- Excellent value for money
- Compact, light and very easy to handle
- Hardened steel blades, center bolt and steel handles with plastic covering
- Triangular cutting system for progressive cutting without crushing



RT-ST-01

MULTI-SIZED SPANNER

- High quality zinc plated
- Fits all Ram Tail fittings nuts



RAM TAIL

CABLE RAIL SYSTEMS

TURNBUCKLE / FORK JAW



EYE LAG

TURNBUCKLE

FORK JAW

EYE LAG

THRU-POST SYSTEM



**CYLINDRICAL
TENSIONER**

**THREADED
JAW**

**THREADED
JAW**

**CYLINDRICAL
TENSIONER**

IN-LINE SYSTEM



BO17 MALE

BO17 FEMALE

SWAGED SYSTEM



THREADED SWAGE STUD

THREADED SWAGE STUD

TURNBUCKLE / LAG JAW

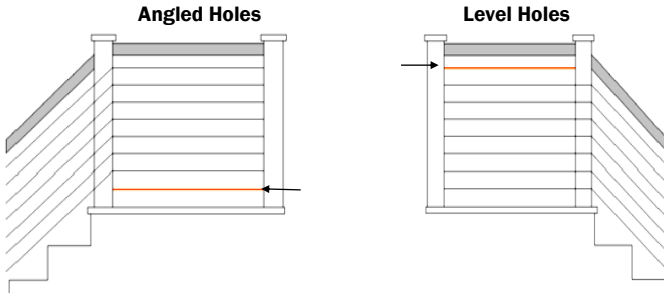


**EYE LAG
SCREW**

TURNBUCKLE

LAG JAW

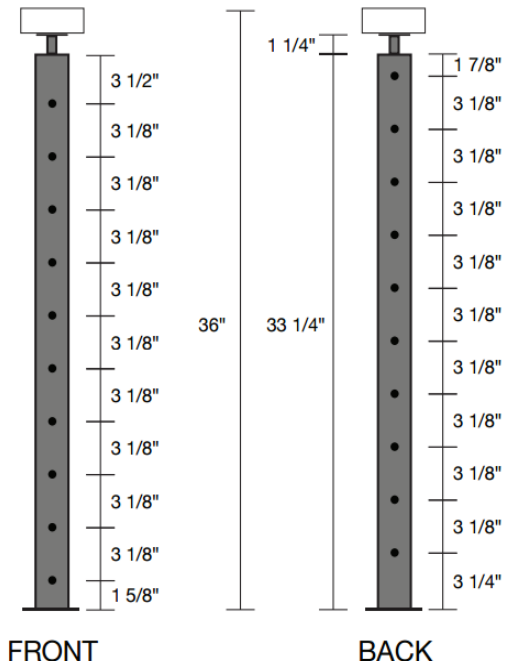
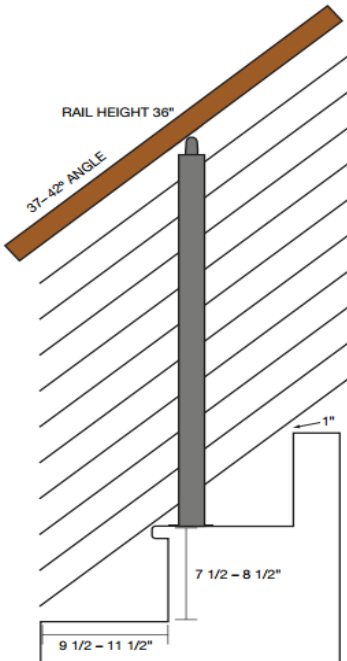
ANGLE STAIR POST



When installing cable railing on stairs, you will typically lose one row of cable on the angled section of railing. Drilling through stair post on an angle will make the lowest run the same height of the second lowest row.

Drilling through stair post on an angle may be eliminated by choosing to start and stop the cable runs on both sides of the post using another set of hardware.

Standard Angle Post Specifications



WHY CHOOSE STAINLESS STEEL?

The many unique qualities of stainless steel make it a leading contender in material choice. It may be overlooked in some instances by architects and designers because it is viewed as a high cost product, however over its lifespan stainless steel is often the good value option owing to its endless list of benefits:

◆Corrosion resistant

Depending on the choice of grade in response to its environmental setting, stainless steel is highly resistant.

◆Fire and heat resistant

Specific grades of stainless steel that have chromium and nickel-alloys retain strength at high temperatures.

◆Aesthetic qualities

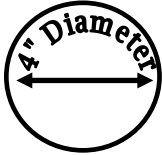
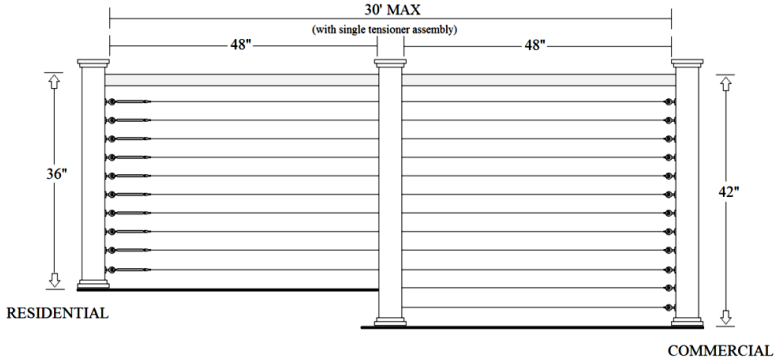
The clean-cut visual appearance of stainless steel is easily maintained, contemporary and attractive.

◆Long-term value

The lifespan and long-term costs of stainless steel make an attractive and less expensive material choice.

CODE COMPLIANCE

Building codes that apply to cable rail systems are determined by the International Building Code.



The most important thing to remember is that a 4" sphere must not be able to fit between the cables.

We highly recommend using a 3" spacing.



**9381 Hard Drive
Foley, AL 36535**

**251-943-4675
Sales@RamTail.com**

www.RamTail.com

