

• TRUSTED QUALITY SINCE 1921 •

# RUST-OLEUM®

## DECORATIVE COLOR CHIPS

## #1 TRUSTED BRAND FOR PROTECTION

FOR USE WITH ALL  
CONCRETE  
COATINGS

### MOCHA BLEND

1 LB. (454 g)

Universal Chips for Use with ALL Concrete Coatings Including

**EPOXYSHIELD®**

**ROCKSOLID®**

**RUST-OLEUM CORPORATION**  
11 Hawthorn Pkwy., Vernon Hills, IL 60061  
800-481-4785 rustoleum.com  
Made in USA | Hecho en E.U.A.  
©2017 Rust-Oleum Corporation 327336 0717



**SATISFACTION GUARANTEED:** If you are dissatisfied with this product, contact Rust-Oleum Technical Support at 1-888-NVFLOR (1-888-683-5667) for a product replacement or full refund of the purchase price.

This **Mocha Blend** is the same combination used in the following kits:  
ROCKSOLID® Garage Floor Coating - Mocha


**DIRECTIONS FOR USE:** Apply concrete floor coating (sold separately) in 4'x4' sections (follow manufacturer's instructions). After finishing the first 4'x4' section, immediately sprinkle the decorative color chips onto the freshly coated surface.  
**IMPORTANT:** Apply decorative chips to wet paint only. Move on to the next 4'x4' section and continue until complete. (Note: Fresh paint can be applied over the loose chips that lay outside the previously painted area.) For a high gloss, showroom quality finish, topcoat garage floors with **EPOXYSHIELD® PREMIUM SERIES CLEAR FINISH** or **ROCKSOLID® CLEAR TOPCOAT**.

RUST-OLEUM® DECORATIVE COLOR CHIPS are designed for use with any one-part or two-part concrete floor coating. When sprinkled onto a freshly coated surface, these decorative chips bond to the wet film to become a permanent part of the coating. RUST-OLEUM® DECORATIVE COLOR CHIPS also help to hide dirt and surface imperfections and can be used with water-based or solvent-based concrete coatings.

**FOR USE IN:** Garages, Carpets, Laundry Rooms, Basements, Porches, Patios, Walkways and Pool Decks

Above chip patterns shown in  
ROCKSOLID® Garage Floor Coating - Mocha

**STANDARD CHIP PATTERN** 250 SQ FT PER BAG COVERAGE  
**HEAVY CHIP PATTERN** 125 SQ FT PER BAG COVERAGE



# RUST-OLEUM®

• TRUSTED QUALITY SINCE 1921 •

• TRUSTED QUALITY SINCE 1921 •

# RUST-OLEUM®

## DECORATIVE COLOR CHIPS

## #1 TRUSTED BRAND FOR PROTECTION

FOR USE WITH ALL  
CONCRETE  
COATINGS

### GRAY BLEND

1 LB. (454 g)

Universal Chips for Use with ALL Concrete Coatings Including

**EPOXYSHIELD®**

**ROCKSOLID®**

**RUST-OLEUM**  
CORPORATION  
11 Hawthorn Pkwy., Vernon Hills, IL 60061  
800-481-4785 rustoleum.com  
Made in USA | Hecho en E.U.A.  
©2017 Rust-Oleum Corporation 327335 0717



**SATISFACTION GUARANTEED:** If you are dissatisfied with this product, contact Rust-Oleum Technical Support at 1-888-NUFLOR (1-888-683-5677) for a product replacement or full refund of the purchase price.

*This Gray Blend is the same combination used in the following kits:*  
EPOXYSHIELD® Garage Floor Coating - Gray  
ROCKSOLID® Garage Floor Coating - Gray



**DIRECTIONS FOR USE:**  
Apply concrete floor coating (sold separately) in 4'x4' sections (follow manufacturer's instructions). After finishing the first 4'x4' section, immediately sprinkle the decorative color chips onto the freshly coated surface.  
**IMPORTANT: Apply decorative chips to wet paint only.** Move on to the next 4'x4' section and continue until complete. (Note: Fresh paint can be applied over the loose chips that lay outside the previously painted area.) For a high gloss, showroom quality finish, topcoat garage floors with EPOXYSHIELD® PREMIUM SERIES CLEAR FINISH or ROCKSOLID® CLEAR TOPCOAT.

RUST-OLEUM® DECORATIVE COLOR CHIPS are designed for use with any one-part or two-part concrete floor coating. When sprinkled onto a freshly coated surface, these decorative chips bond to the wet film to become a permanent part of the coating. RUST-OLEUM® DECORATIVE COLOR CHIPS also help to hide dirt and surface imperfections and can be used with water-based or solvent-based concrete coatings.

**FOR USE IN:** Garages, Carports, Laundry Rooms, Basements, Porches, Patios, Walkways and Pool Decks

Above chip patterns shown in EPOXYSHIELD® Garage Floor Coating - Gray

**STANDARD CHIP PATTERN 250 SQ FT PER BAG COVERAGE**  
**HEAVY CHIP PATTERN 125 SQ FT PER BAG COVERAGE**



# RUST-OLEUM®

• TRUSTED QUALITY SINCE 1921 •

• TRUSTED QUALITY SINCE 1921 •

# RUST-OLEUM®

## DECORATIVE COLOR CHIPS

## #1 TRUSTED BRAND FOR PROTECTION

FOR USE WITH ALL  
CONCRETE  
COATINGS

### TAN BLEND

1 LB. (454 g)

Universal Chips for Use with ALL Concrete Coatings Including

**EPOXYSHIELD®**

**ROCKSOLID®**

**RUST-OLEUM**  
CORPORATION

11 Hawthorn Pkwy, Vernon Hills, IL 60061

rustoleum.com

©2016 Rust-Oleum Corporation Made in USA 312502 0516


SUPPORT at 1-888-NUFLOOR (1-888-683-5667) for a product replacement or full refund of the purchase price.

**SATISFACTION GUARANTEED:** If you are dissatisfied with this product, contact Rust-Oleum Technical Support at 1-888-NUFLOOR (1-888-683-5667) for a product replacement or full refund of the purchase price.

**IMPORTANT:** Apply decorative chips to wet paint only. Move on to the next decorative color chips onto the freshly coated surface. After finishing the first 4' x 4' section, immediately sprinkle the decorative color chips onto the freshly coated surface. (Note: Fresh paint can be applied over the loose chips that lay outside the previously painted area.) For a high gloss, showroom quality finish, topcoat garage floors with **EPOXYSHIELD® PREMIUM SERIES CLEAR FINISH** or **ROCKSOLID® CLEAR TOPCOAT**.

**DIRECTIONS FOR USE:** Apply concrete floor coating (sold separately) in 4' x 4' sections (follow manufacturer's instructions). After finishing the first 4' x 4' section, immediately sprinkle the decorative color chips onto the freshly coated surface. When sprinkled onto a freshly coated surface, these decorative chips bond to the wet film to become a permanent part of the coating. **RUST-OLEUM® DECORATIVE COLOR CHIPS** are designed for use with any one-part or two-part concrete floor coating. **RUST-OLEUM® DECORATIVE COLOR CHIPS** also help to hide dirt and surface imperfections and can be used with water-based or solvent-based concrete coatings.

0 20066134305 2




312447 TAN

**FOR USE IN:** Garages, Carports, Laundry Rooms, Basements, Porches, Patios, Walkways and Pool Decks

Above chip patterns shown in  
EPOXYSHIELD® Garage Floor Coating - Tan

**STANDARD CHIP PATTERN** 250 SQ.FT PER BAG COVERAGE  
**HEAVY CHIP PATTERN** 125 SQ.FT PER BAG COVERAGE



# RUST-OLEUM®

• TRUSTED QUALITY SINCE 1921 •

• TRUSTED QUALITY SINCE 1921 •

# RUST-OLEUM®

## DECORATIVE COLOR CHIPS

## #1 TRUSTED BRAND FOR PROTECTION

FOR USE WITH ALL  
CONCRETE  
COATINGS

### GLACIER GRAY BLEND

1 LB. (454 g)

Universal Chips for Use with ALL Concrete Coatings Including

**EPOXYSHIELD®**

**ROCKSOLID®**

**RUST-OLEUM**  
CORPORATION  
11 Hawthorn Pkwy, Vernon Hills, IL 60061  
800-481-4785 rustoleum.com  
Made in USA | Hecho en E.U.A.  
©2017 Rust-Oleum Corporation 327399 0717



**SATISFACTION GUARANTEED:** If you are dissatisfied with this product, contact Rust-Oleum Technical Support at 1-888-NULFLOOR (1-888-683-5667) for a product replacement or full refund of the purchase price.

used in the following kits:  
EPOXYSHIELD® Garage Floor Coating - Tint Base

This **Glacier Gray Blend** is the same combination

**IMPORTANT: Apply decorative chips to wet paint only.** Move on to the next 4' x 4' section and continue until complete. (Note: Fresh paint can be applied over the loose chips that lay outside the previously painted area.) For a high gloss, showroom quality finish, topcoat garage floors with **EPOXYSHIELD® PREMIUM SERIES CLEAR FINISH** or **ROCKSOLID® CLEAR TOPCOAT**.


**DIRECTIONS FOR USE:** Apply concrete floor coating (sold separately) in 4' x 4' sections (follow manufacturer's instructions). After finishing the first 4' x 4' section, immediately sprinkle the decorative color chips onto the freshly coated surface.

**RUST-OLEUM® DECORATIVE COLOR CHIPS** are designed for use with any one-part or two-part concrete floor coating. When sprinkled onto a freshly coated surface, these decorative chips bond to the wet film to become a permanent part of the coating. **RUST-OLEUM® DECORATIVE COLOR CHIPS** also help to hide dirt and surface imperfections and can be used with water-based or solvent-based concrete coatings.

**FOR USE IN:** Garages, Carports, Laundry Rooms, Basements, Porches, Patios, Walkways and Pool Decks

Above chip patterns shown in  
EPOXYSHIELD® Garage Floor Coating - Glacier

**STANDARD CHIP PATTERN** 250 SQ FT PER BAG COVERAGE  
**HEAVY CHIP PATTERN** 125 SQ FT PER BAG COVERAGE



# RUST-OLEUM®

• TRUSTED QUALITY SINCE 1921 •

• TRUSTED QUALITY SINCE 1921 •

# RUST-OLEUM®

## DECORATIVE COLOR CHIPS

## #1 TRUSTED BRAND FOR PROTECTION

**FOR USE WITH ALL  
CONCRETE  
COATINGS**

### TEAM BLEND

1 LB. (454 g)

## CLEAR WINDOW

**Universal Chips for Use with ALL Concrete Coatings Including**

**EPOXYSHIELD®**

**ROCKSOLID®**

**RUST-OLEUM CORPORATION**  
11 Hawthorn Pkwy, Vernon Hills, IL 60061  
800-481-4785 rustoleum.com  
Made in USA | Hecho en E.U.A.  
©2018 Rust-Oleum Corporation 338539 0218




**SAFETY INFORMATION:** If you are dissatisfied with this product, contact Rust-Oleum Technical Support at 1-888-NURLOOR (1-888-683-5667) for a product replacement or full refund of the purchase price.

**FOR USE IN:** Garages, Carports, Laundry Rooms, Basements, Porches, Patios, Walkways and Pool Decks

Above chip patterns shown in:  
EPOXYSHIELD® Garage Floor Coating - Gray

**STANDARD CHIP PATTERN 250 SQ FT PER BAG COVERAGE**



**HEAVY CHIP PATTERN 125 SQ FT PER BAG COVERAGE**



### DIRECTIONS FOR USE:

RUST-OLEUM® DECORATIVE CHIPS are designed for use with any one-part or two-part concrete floor coating. When sprinkled onto a freshly coated surface, these decorative chips bond to the wet film to become a permanent part of the coating. RUST-OLEUM® DECORATIVE CHIPS also help to hide dirt and surface imperfections and can be used with water-based or solvent-based concrete coatings.

### SAFETY INFORMATION

Avoid breathing dust. Avoid contact with eyes and skin. Wash thoroughly after handling. **KEEP OUT OF REACH OF CHILDREN.**

**IMPORTANT:** Apply decorative chips to wet paint only. Move on to the next 4' x 4' section and continue until complete. (Note: Fresh paint can be applied over the loose chips that lay outside the previously painted area.) For a high gloss, showroom quality finish, topcoat garage floors with EPOXYSHIELD® PREMIUM SERIES CLEAR FINISH or ROCKSOLID® CLEAR TOPCOAT.

# RUST-OLEUM®

• TRUSTED QUALITY SINCE 1921 •

• TRUSTED QUALITY SINCE 1921 •

# RUST-OLEUM®

## DECORATIVE COLOR CHIPS

## #1 TRUSTED BRAND FOR PROTECTION

FOR USE WITH ALL  
CONCRETE  
COATINGS

### METALLIC GOLD BLEND

1 LB. (454 g)

## CLEAR WINDOW

Universal Chips for Use with ALL Concrete Coatings Including

**EPOXYSHIELD®**

**ROCKSOLID®**

**RUST-OLEUM CORPORATION**  
11 Hawthorn Pkwy., Vernon Hills, IL 60061  
800-481-4785 rustoleum.com  
Made in USA | Hecho en E.U.A.  
©2018 Rust-Oleum Corporation 345984 0718



**SATISFACTION GUARANTEED:** If you are dissatisfied with this product, contact Rust-Oleum Technical Support at 1-888-NURFLOR (1-888-683-5667) for a product replacement or full refund of the purchase price.

**DIRECTIONS FOR USE:**  
Apply concrete floor coating (sold separately) in 4' x 4' sections (follow manufacturer's instructions). After finishing the first 4' x 4' section, immediately sprinkle the decorative color chips onto the freshly coated surface.  
**IMPORTANT:** Apply decorative chips to wet paint only. Move on to the next 4' x 4' section and continue until complete. (Note: Fresh paint can be applied over the loose chips that lay outside the previously painted area.) For a high gloss, showroom quality finish, topcoat garage floors with EPOXYSHIELD® PREMIUM SERIES CLEAR FINISH or ROCKSOLID® CLEAR TOPCOAT.  
**SAFETY INFORMATION**  
Avoid breathing dust. Avoid contact with eyes and skin. Wash thoroughly after handling. **KEEP OUT OF REACH OF CHILDREN.**

RUST-OLEUM® DECORATIVE CHIPS are designed for use with any one-part or two-part concrete floor coating. When sprinkled onto a freshly coated surface, these decorative chips bond to the wet film to become a permanent part of the coating. RUST-OLEUM® DECORATIVE CHIPS also help to hide dirt and surface imperfections and can be used with water-based or solvent-based concrete coatings.

**FOR USE IN:** Garages, Carports, Laundry Rooms, Basements, Porches, Patios, Walkways and Pool Decks

Above chip patterns shown in EPOXYSHIELD® Garage Floor Coating - Tan

**STANDARD CHIP PATTERN** 250 SQ. FT. PER BAG COVERAGE  
**HEAVY CHIP PATTERN** 125 SQ. FT. PER BAG COVERAGE



# RUST-OLEUM®

• TRUSTED QUALITY SINCE 1921 •

• TRUSTED QUALITY SINCE 1921 •

# RUST-OLEUM®

FRONT

## DECORATIVE COLOR CHIPS

#1 TRUSTED  
BRAND FOR  
PROTECTION

FOR USE WITH ALL  
CONCRETE  
COATINGS

**METALLIC  
SILVER  
BLEND**

1 LB. (454 g)

Universal Chips for Use with ALL Concrete Coatings Including

**EPOXYSHIELD®**

**ROCKSOLID®**

**RUST-OLEUM CORPORATION**  
11 Hawthorn Pkwy., Vernon Hills, IL 60061  
800-481-4785 rustoleum.com  
Made in USA | Hecho en E.U.A.  
©2018 Rust-Oleum Corporation 345985 0718



**SATISFACTION GUARANTEED:** If you are dissatisfied with this product, contact Rust-Oleum Technical Support at 1-888-NUTLORD (1-888-683-5667) for a product replacement or full refund of the purchase price.

**SAFETY INFORMATION**  
Avoid breathing dust. Avoid contact with eyes and skin. Wash thoroughly after handling. **KEEP OUT OF REACH OF CHILDREN.**

**PREMIUM SERIES CLEAR FINISH or ROCKSOLID® CLEAR TOPCOAT.**  
Apply decorative color chips onto the freshly coated surface. After finishing the first 4'x4' section, immediately sprinkle the decorative color chips onto the freshly coated surface. Move on to the next 4' x 4' section and continue until complete. (Note: Fresh paint can be applied over the loose chips that lay outside the previously painted area.) For a high gloss, showroom quality finish, topcoat garage floors with **EPOXYSHIELD®** PREMIUM SERIES CLEAR FINISH or **ROCKSOLID® CLEAR TOPCOAT.**

**IMPORTANT: Apply decorative chips to wet paint only.** Move on to the next 4' x 4' section and continue until complete. (Note: Fresh paint can be applied over the loose chips that lay outside the previously painted area.) For a high gloss, showroom quality finish, topcoat garage floors with **EPOXYSHIELD®** PREMIUM SERIES CLEAR FINISH or **ROCKSOLID® CLEAR TOPCOAT.**

**DIRECTIONS FOR USE:**  
Apply concrete floor coating (sold separately) in 4' x 4' sections (follow manufacturer's instructions). After finishing the first 4'x4' section, immediately sprinkle the decorative color chips onto the freshly coated surface.

**RUST-OLEUM® DECORATIVE CHIPS** are designed for use with any one-part or two-part concrete floor coating. When sprinkled onto a freshly coated surface, these decorative chips bond to the wet film to become a permanent part of the coating. **RUST-OLEUM® DECORATIVE CHIPS** also help to hide dirt and surface imperfections and can be used with water-based or solvent-based concrete coatings.

BACK

# RUST-OLEUM®

• TRUSTED QUALITY SINCE 1921 •

**FOR USE IN:** Garages, Patios, Walkways and Pool Decks, Basements, Porches, Carpets, Laundry Rooms,

EPoxySHIELD® Garage Floor Coating - Gray  
Above chip patterns shown in

**STANDARD CHIP PATTERN** 125 SQ FT PER BAG COVERAGE  
**HEAVY CHIP PATTERN** 175 SQ FT PER BAG COVERAGE

