



# 2014 USA

## ROOFERS WORLD END USER (CONTRACTOR) CATALOGUE

CONSUMER PRODUCTS DIVISION



ROOFERS WORLD

2590 SHEFFIELD RD, OTTAWA, ON, K1B3V7

T: 1-800-352-6147 F: 1-866-674-7737

**[WWW.ROOFERSWORLD.COM](http://WWW.ROOFERSWORLD.COM)**

Last updated January 1st, 2014

---

# TABLE OF CONTENTS

|                                     |          |
|-------------------------------------|----------|
| 1. Ladder Mount - <b>NEW</b>        | Page 3   |
| 2. Roofing Tear Off Tools           | Page 4,5 |
| 3. Endura Fixed Roof Brackets       | Page 6   |
| 4. Adapt-a Staging Products         | Page 7,8 |
| 5. Extreme Adjustable Roof Brackets | Page 9   |
| 6. Snow Guards                      | Page 10  |
| 7. Harness Mount Anchor             | Page 11  |
| 8. Order Information                | Page 12  |



**ROOFERS**world  
Ladder Mount™

Fits Over Gutter Brackets For Added Stability



Built in Tool Holder

## Ladder Stabilizer

- Improves personal safety
- Prevents eaves trough damage
- Fits all 5" & 6" gutters



6-27308-20121-4  
Ladder Mount



**VISIT US ONLINE**

[www.roofersworld.com](http://www.roofersworld.com)

| Item Code           | Description  | UPC             | Package Info                                  |
|---------------------|--------------|-----------------|---|
| RT-LM<br><b>NEW</b> | Ladder Mount | 6-27308-20121-4 | 6/box<br>13"x22.5"x20"<br>WT: 13lbs<br>24/box |



# ROOF REPAIR READY



## Red Ripper

The Red Ripper is light weight at only 5 pounds and ergonomically designed with an easy grip handle. **Reduces tear off times by 30%.** These tear off tools have a patented “Y” shaped teeth and deflecting fins to pry nails and staples simultaneously with the shingles. The Red Ripper has been designed and tested by the roofing trade and now commands market leadership all across Canada.



RRD

Red Ripper D-Grip Handle



RRL

Red Ripper Long Handle



RRS

Red Ripper Short Handle



| Item Code | Description           | UPC             | Package Info                     |  |
|-----------|-----------------------|-----------------|----------------------------------|--|
| RRD       | Red Ripper 42" D Grip | 6-27308-97110-0 | 6/wrap<br>47"x15"x7"<br>WT: 30LB |  |
| RRL       | Red Ripper 48" Long   | 6-27308-97120-9 | 6/wrap<br>53"x15"x7"<br>WT: 30LB |  |
| RRS       | Red Ripper 24" Short  | 6-27308-97130-8 | 3/wrap<br>29"x9"x8"<br>WT: 12LBS |  |
| RRHANDD   | D-Grip Handle Only    | 6-27308-12345-5 | 3/wrap                           |  |
| RRHANDL   | Long Handle Only      | 6-27308-23456-4 | 3/wrap                           |  |

## *Little Red Ripper*

The Little Red Ripper is the **ultimate demolition tool with unlimited versatility**. Designed with a 24" easy grip handle to maximize comfort, all-steel design and pivoting striker bars for greatest strength and performance. The unique teeth front and back provide precision performance during removal of fasteners. Use for various hard-to-reach applications, rip around sensitive objects and remove nails, screws and staples simultaneously. Rip everything from shingles, siding, tiles, walls, to flooring.

## INTRODUCING THE LATEST MEMBER OF THE RED RIPPER FAMILY...

# ROOF REPAIR READY



Little Red Ripper

| Item Code | Description       | UPC             | Package Info                       |
|-----------|-------------------|-----------------|------------------------------------|
| RRLRED    | Little Red Ripper | 6-27308-97278-7 | 6/box<br>10"x10"x28"<br>WT: 30 LBS |

# ROOF REPAIR READY

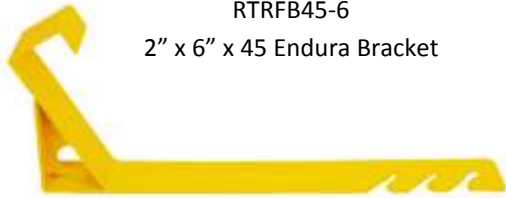


## Endura Bracket

The “durable” Endura Bracket is the strongest steel roof bracket on the market. This new fixed bracket design has reinforced middle and base ribs and is at least 30% stronger than standard metal brackets. Reducing risk of weld failures with 4 additional welds. Additional value added with a built-in hose management system.



RTRFB45-6  
2" x 6" x 45 Endura Bracket



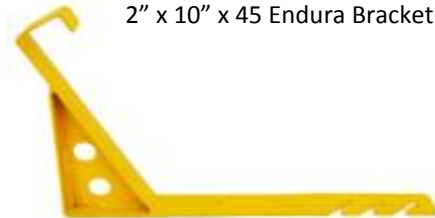
RTRFB60-6  
2" x 6" x 60 Endura Bracket



RTRFB90-6  
2" x 6" x 90 Endura Bracket



RTRFB45  
2" x 10" x 45 Endura Bracket



RTRFB60-10  
2" x 10" x 60 Endura Bracket

| Item Code  | Description                            | UPC             | Package Info         |  |  |
|------------|--|-----------------|----------------------|--|--|
| RTRFB45    | Endura Bracket<br>2" x 10" x 45 Degree | 6-27308-10000-5 | 12/case<br>WT: 30lbs |  |  |
| RTRFB60-10 | Endura Bracket<br>2" x 10" x 60 Degree | 6-27308-11000-4 | 12/case<br>WT: 30lbs |  |  |
| RTRFB45-6  | Endura Bracket<br>2" x 6" x 45 Degree  | 6-27308-97262-6 | 12/case<br>WT: 30lbs |  |  |
| RTRFB60-6  | Endura Bracket<br>2" x 6" x 60 Degree  | 6-27308-97243-5 | 12/case<br>WT: 30lbs |  |  |
| RTRFB90-6  | Endura Bracket<br>2" x 6" x 90 Degree  | 6-27308-97244-2 | 12/case<br>WT: 30lbs |  |  |

All cases are 10.5"x13"x20"



The Endura Brackets were tested in our manufacturing facility to confirm their strength & durability during excessive loading. Each Endura Bracket was loaded with pure steel blocks – up to 3000 lbs!

# ROOF REPAIR READY

## Adapt-a-Bracket

The Adapt-a-Bracket head easily slides and locks into the Adapt-a-Mount for dual staging ability – adjusting from 45 to 60 degrees (2"x10") or 45 to 90 degrees (2"x6") in a snap. The Adapt-a-Bracket heads are made with durable glass reinforced nylon to sustain extreme temperatures, resist rust deterioration, and easily support up to 3500lbs of loading. The Adapt-a-Mount is a universal steel base to support several Adapt-a-



**ADHEAD-6**  
2"x 6" Adapt-a-Bracket  
45 & 90 degree



**ADBASE**  
Adapt-a-Mount



**ADHEAD-10**  
2"x 10" Adapt-a-Bracket  
45 & 60 degree



**RT-ADSK-6**  
2" x 6" Adapt-a-Bracket Starter Kit  
45 & 90 degree



**RT-ADSK-10**  
2" x 10" Adapt-a-Bracket Starter Kit  
45 & 60 degree

| Item Code  | Description   | UPC             | Package Info                |  |  |
|------------|---|-----------------|-----------------------------|--|--|
| ADBASE     | Adapt-a-Mount – Universal Base for all Adapt-a-Products (6/box) | 6-27308-97272-5 | 4"x6"x26"<br>WT: 18lb       |  |  |
| ADHEAD-10  | Adapt-a-Bracket 2" x 10" 45/60 (12/box)                         | 6-27308-97271-8 | 10.5"x13"x20"<br>WT: 13.2lb |  |  |
| ADHEAD-6   | Adapt-a-Bracket 2" x 6" 45/90 (12/box)                          | 6-27308-97323-4 | 10.5"x13"x20"<br>WT: 9.6lb  |  |  |
| RT-ADSK-10 | Adapt-a-Bracket (2 sets/box) 2" x 10" Starter Kit               | 6-27308-97236-7 | 3.5"x12"x25"<br>WT: 9.8lb   |  |  |
| RT-ADSK-6  | Adapt-a-Bracket (2 sets/box) 2" x 6" Starter Kit                | 6-27308-14000-1 | 3.5"x12"x25"<br>WT: 9.2lb   |  |  |

# ROOF REPAIR READY



## Adapt-a Tie-Off™

The Adapt-a Tie-Off accessory easily slides and locks into the Adapt-a-Mount and functions as a dual purpose ladder hook and a safety tie-off point for attaching a safety harness to – The Adapt-a Tie-Off is made from steel reinforced nylon to sustain extreme fall impact stress loading of up to 5000 lbs. The ladder hook is load tested to 1200 lbs.



ADBASE  
Adapt-a-Mount



**Adapt-a-Tie Off™ • 2 in 1 Safety Device**

| Item Code | Description   | UPC             | Package Info                      |  |  |
|-----------|---|-----------------|-----------------------------------|--|--|
| ADBASE    | Adapt-a-Mount – Universal Base for all Adapt-a-Products (6/box) | 6-27308-97272-5 | 4" x 6" x 26"<br>WT: 18lb         |  |  |
| ADTOFF    | Adapt-a Tie-Off (6/box)   | 6-27308-97070-7 | 20.5" x 11.5" x 12"<br>WT: 16.5lb |  |  |



# ROOF REPAIR READY



## Extreme Bracket

The “adjustable” Extreme Bracket is the **most versatile adjustable roof bracket on the market**. Instantly adjust the board platform from 18 to 90 degrees while in use. The Extreme Bracket is made with high-grade steel, reinforced striker plates, and easy-adjuster handle. Use the pitch guides on the sides to create a level platform for the specific roof.



RTESB  
2”x 10” Extreme Bracket



RTESB-6  
2”x 6” Extreme Bracket

| Item Code | Description                   | UPC             | Package Info                        |  |  |
|-----------|-------------------------------|-----------------|-------------------------------------|--|--|
| RTESB     | 2” x 10” Extreme Roof Bracket | 6-27308-97238-1 | 8/case<br>20”x13”x10.5”<br>WT: 53lb |  |  |
| RTESB-6   | 2” X 6” Extreme Roof Bracket  | 6-27308-97000-4 | 8/case<br>20”x13”x10.5”<br>WT: 53lb |  |  |

Like the Endura Brackets, the Extreme Brackets were tested in our manufacturing facility to confirm their strength and durability during excessive loading. Here the Extreme is holding 3000lbs without a flinch.

In 2010, SnoStop Plus has been introduced to the marketplace as the only plastic snow guard with a heat cable option to allow snow and ice to melt slowly. SnoStop Plus snow guards are esthetically pleasing and **easily installed on any roof type**. Protect gutters, roof substructure, property and people from harm with this engineer designed and tested snow management system.

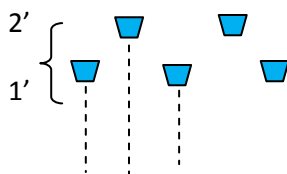
12 snow guards cover one standard garage or two doorways.



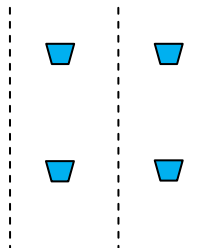
| Item Code  | Description         | UPC             | Package Info                        |  |  |
|------------|---------------------|-----------------|-------------------------------------|--|--|
| RT-SSP     | SnoStop Plus Retail | 6-27308-97317-3 | 12/box<br>3.5"x11"x15.5"<br>WT: 5lb |  |  |
| RT-SSPBULK | SnoStop Plus Bulk   | 6-27308-97273-2 | 50/box<br>20"x13"x10.5"<br>WT: 15lb |  |  |

The quantity of snow guards you require depend on four things – your roof type, slope, width of required coverage and snow conditions. The Snostop Plus instructions booklet has the full layout and spacing requirements. As a generic rule of thumb, there should be one snow guard per foot of coverage (starting two feet from area you wish to cover) with a staggered layout. Start one foot above the eave.

Shingle/Slate Roof



Metal Roof




Call 1-800-352-6147 for further assistance or visit [www.snostopplus.com](http://www.snostopplus.com)



### TEMPORARY ROOF RIDGE ANCHOR & TIE-OFF

Harness Mount™ – The Temporary Roof Ridge Anchor for Attaching a Worker using a Fall Arrest Harness

- \* Provides a safe and secure anchoring point for one man using an OSHA compliant fall arrest harness system on a steep slope roof.
- \* Meets relevant OSHA Guidelines for fall safety attachments in steep sloped roof environments. This temporary ridge anchor is static load tested to 5000 lbs.



| Item Code            | Description          | UPC             | Package Info                         |
|----------------------|----------------------|-----------------|--------------------------------------|
| RT-HMA<br><b>NEW</b> | Harness Mount Anchor | 6-27308-20126-9 | 6 / box<br>4"x3.5"x18"<br>WT: 18 lbs |

# CONTACT ROOFERS WORLD

## Contact Information

Phone Orders (Toll Free): 1-877-374-7737 ext. 119 or 106  
Fax Orders (Toll Free): 1-866-674-7737  
Phone Orders (Local): 613-736-7654 ext. 119 or 106  
Fax Orders (Local): 613-736-7737

## OUR LATEST HOT SELLER

Ladder Mount is a universal support that docks ladders in gutters safely.

Stabilizes Ladders

Prevents damage to Eaves Troughs

Fits over Spikes and Ferrels



**ASK YOUR REPRESENTATIVE FOR DETAILS**

