

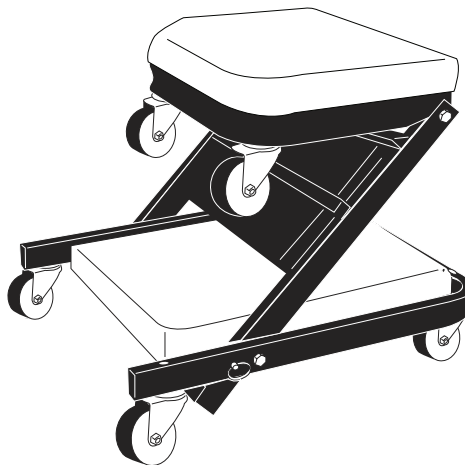
Pro-Lift®

Z-Creeper Seat

Operating Instructions & Parts Manual

Model
C-2036D

Capacity
300 lbs.



U.S. Patent No. 6,969,077



This is the safety alert symbol. It is used to alert you to potential personal injury hazards. Obey all safety messages that follow this symbol to avoid possible injury or property damage.

⚠ **WARNING:** Cancer and Reproductive Harm.
⚠ **AVERTISSEMENT:** Cancer et dommages au système reproducteur.
⚠ **ADVERTENCIA:** Cáncer y daño reproductivo.
www.P65Warnings.ca.gov

SFA Companies, Inc.
10939 N. Pomona Ave.
Kansas City, MO 64153
Phone (888)332-6419, Fax (816)891-6599

Printed in China
C-2036D-M0_102018

SAFETY AND GENERAL INFORMATION

For your safety, read, understand, and follow the information provided with and on this folding creeper. The owner and operator shall have an understanding of this product and safe operating procedures before attempting to use. The owner and operator shall be aware that use of this product may require special skills and knowledge. Instructions and safety information shall be conveyed in the operator's native language before use of this product is authorized. Make certain that the operator thoroughly understands the inherent dangers associated with the use and misuse of the product. If any doubt exists as to the safe and proper use of this product, remove from service immediately.

Inspect before each use. Do not use if there are broken, bent, cracked or damaged parts (including labels). Any folding creeper that appears damaged in any way, or operates abnormally shall be removed from service immediately. If the folding creeper has been subjected to a shock load (a load dropped suddenly,

unexpectedly upon it), immediately discontinue use until it has been inspected by a Pro-Lift authorized service center. It is recommended that an annual inspection be done by qualified personnel. Labels and Operator's Manuals are available from manufacturer.

PRODUCT DESCRIPTION

This device is designed to be folded in a 'Z' shape for use as a mechanics seat or unfolded for use as a mechanics creeper. It is intended to be used to support and move, along a smooth and level surface, rated capacity loads consisting of a single person weighing no more than 300 lbs. for the purpose of performing automotive maintenance or service. This device is not intended, designed or engineered to be used for any other purpose.

Rated Capacity: One person (includes any tools, equipment, personal items) weighing 300lbs. or less.

SPECIFICATIONS

Model	Rated Capacity	Seat Size	Creeper Size	Weight
C-2036D	300 lbs.	12-5/8" x 11"	36"	13.45 lbs.

WARNING: Do not use this device for any purpose other than that for which it is expressly intended.

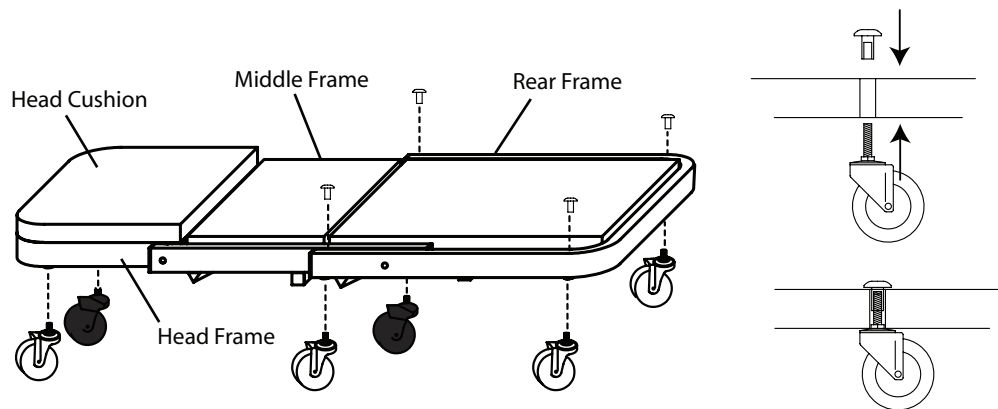


Figure 1 - Model C-2036D Components

! CAUTION

Folding components can present pinch and crush hazards during use of this product. Exercise caution when performing adjustments and always be alert and sober while assembling and using this equipment.

!WARNING

- Read, understand, and follow all instructions before operating this device.
- Do not exceed rated capacity. Rated capacity is 300 lbs. (includes user, tools, equipment and personal items).
- Sit down gently. Avoid shock loads caused by jumping or falling onto seat.
- Do not stand on seat.
- Beware of pinch and crush hazards when folding and unfolding.
- Keep out of the reach of children! This device is not appropriate for children's use.
- Use only on hard, level surface capable of supporting the load.

PREPARATION

Before assembling your Folding Creeper, make sure all parts are present. If any part is missing or damaged, do not attempt to assemble or use the product. Contact Pro-Lift customer service for replacement parts.

Package Contents: 1 Head Frame Section, 1 Middle Frame Section, 1 Rear Frame Section, 4 Hex Bolts, 8 Washers, 4 Hex Nuts, 6 Casters, 4 Caster Fasteners.

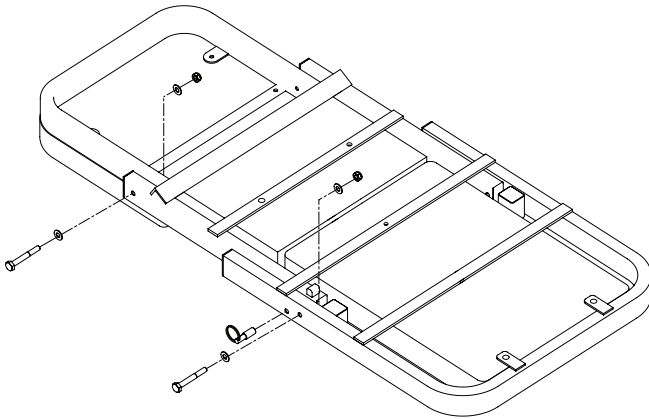


Figure 2 - Creeper Frame assembly

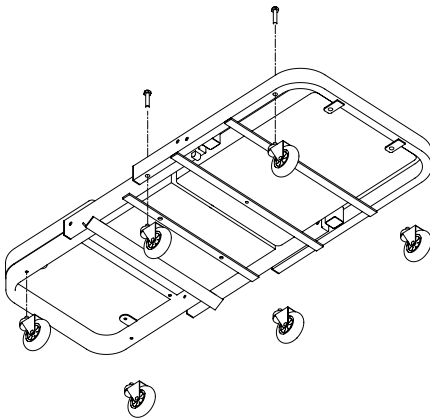


Figure 3 - Attaching Creeper Casters

ASSEMBLY INSTRUCTIONS

1. Place Creeper Sections face down, arranged as shown in Fig. 2 (note Middle Section orientation).

2. Connect Creeper Sections using Hex Bolts, Washers and Nuts. Tighten Nuts firmly, but not enough to bind Creeper adjustment.
3. Insert Lock Pin into hole in frame side. Check for proper operation.
4. Using the included open-end wrench, attach two Casters to the threaded holes in the Head Frame section. Use a 5mm hex key to fasten the remaining four Casters to the Creeper Frame. Insert the threaded Fasteners from the top and the Casters from the bottom, then tighten with hex key.

OPERATING INSTRUCTIONS

1. Unlock the spring loaded Lock Pin by pulling out until disengaged, at the same time rotate the Head Frame and Middle Frame upward and back towards the Rear Frame section until the Lock Pin can engage the Creeper Seat Locking Sleeve (Fig. 4). Ensure Lock Pin is fully engaged.

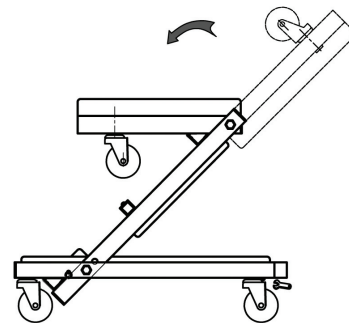


Figure 4 - Adjusting Creeper to seat configuration

2. Flip Head Frame forward until horizontal.
3. Unlock the spring loaded Lock Pin by pulling out until disengaged, then reverse steps 1, 2 to convert Creeper Seat into Creeper.

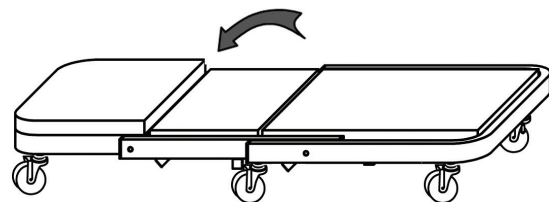


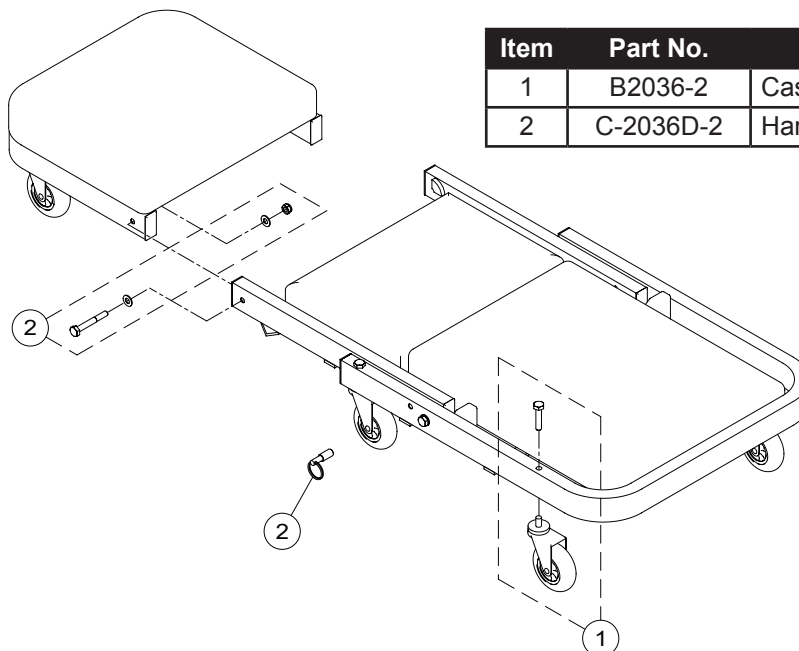
Figure 5 - Adjusting Seat to Creeper configuration

MAINTENANCE

Wipe clean as needed. Use mild upholstery cleaner (not caustic) to clean seat as needed.

⚠ CAUTION: *Do not lubricate casters*

REPLACEMENT PARTS LIST



Item	Part No.	Description	Qty
1	B2036-2	Caster Assy	6
2	C-2036D-2	Hardware Kit	1

ONE YEAR LIMITED WARRANTY

For a period of one (1) year from date of purchase, **SFA Companies, Inc.** will repair or replace, at its option, without charge, any of its products which fails due to a defect in material or workmanship under normal usage. This limited warranty is a consumer's exclusive remedy.

Performance of any obligation under this warranty may be obtained by returning the warranted product, freight prepaid, to **SFA Companies, Inc.** Warranty Service Department, 10939 N. Pomona Ave., Kansas City, MO 64153.

Except where such limitations and exclusions are specifically prohibited by applicable law, (1) THE CONSUMER'S SOLE AND EXCLUSIVE REMEDY SHALL BE THE REPAIR OR REPLACEMENT OF DEFECTIVE PRODUCTS AS DESCRIBED ABOVE. (2) **SFA Companies, Inc.** SHALL NOT BE LIABLE FOR ANY CONSEQUENTIAL OR INCIDENTAL DAMAGE OR LOSS WHATSOEVER. (3) ANY IMPLIED WARRANTIES, INCLUDING WITHOUT LIMITATION THE IMPLIED WARRANTIES OF MERCHANTABILITY AND FITNESS FOR A PARTICULAR PURPOSE, SHALL BE LIMITED TO ONE YEAR, OTHERWISE THE REPAIR, REPLACEMENT OR REFUND AS PROVIDED UNDER THIS EXPRESS LIMITED WARRANTY IS THE EXCLUSIVE REMEDY OF THE CONSUMER, AND IS PROVIDED IN LIEU OF ALL OTHER WARRANTIES, EXPRESS OR IMPLIED. (4) ANY MODIFICATION, ALTERATION, ABUSE, UNAUTHORIZED SERVICE OR ORNAMENTAL DESIGN VOIDS THIS WARRANTY AND IS NOT COVERED BY THIS WARRANTY.

Some states do not allow limitations on how long an implied warranty lasts, so the above limitation may not apply to you. Some states do not allow the exclusion or limitation of incidental or consequential damages, so the above limitation or exclusion may not apply to you. This warranty gives you specific legal rights, and you may also have other rights, which vary from state to state.

Pro-Lift®

SFA Companies, Inc.
10939 N. Pomona Ave.
Kansas City, MO 64153
Phone (888)332-6419, Fax (816)891-6599