



Accents that create a memorable home...





CONTENTS:

ABOUT PERRENIA . . 3

SHUTTERS 4-6

MOUNTS 7-9

VENTS 10





ADD THE PERRENIA TOUCH

Perrenia home exterior accents create the visual details that can transform a plain-looking façade into a memorable home with distinctive appeal. This extensive collection of shutters, vents and mounts provide options that compliment any taste. And because Perrenia products maintain their beauty for many years, you'll not only enhance the appearance of your home, but its value as well.

All Perrenia products are offered in an attractive range of popular colors and are manufactured to precisely match Style Crest® vinyl siding colors eliminating the possibility of a color mismatch.

With Perrenia, it's never been easier to add those distinctive touches to your home. Long-lasting beauty, durability and nearly maintenance-free performance is what you can expect from Perrenia products.



SHUTTERS

A bold statement to highlight your home's exterior beauty



VENTS

Turn a mechanical necessity into an attractive architectural feature



MOUNTS

A variety of handsome ways to mount lighting, electrical and plumbing



SHUTTERS

Perrenia shutters emphasize the beauty of your home's windows. These durable vinyl shutters provide eye-catching detail for your home's exterior and have a rich finish that could be mistaken for painted wood.



FEATURES

- Deeply etched, natural woodgrain texture
- Raised panel & classic louvered
- Decorative color pallet, plus a paintable option
- Color throughout - will not scratch, peel or fade
- Maintenance-free, high-impact polypropylene - will not crack or dent
- 12" and 14-1/2" shutter widths
- Limited lifetime warranty
- Proudly made in the USA



BENEFITS

- Shutters are heavier than industry standards for that truly solid wood look
- Detailed wood grain finish captures real wood look, but without the maintenance
- Louvers are more rigid for improved performance
- Shutter fasteners are included for easy mounting into siding and brick
- Shutters install quickly and easily, giving your home a beautiful clean, finished look

LOUVERED PANEL



RAISED PANEL



CUSTOM SHUTTERS

Our custom shutters are tailored to the homeowners needs. The lengths are custom cut in ¼" increments upon ordering so they fit with any window!

- Raised Panel available widths: 12", 15", 16" and 18"
- Louvered Panel available widths: 9", 12", 15", 16", and 18"
- Combination Raised/Louvered Panel available widths: 12", 15", 16", and 18"
- All custom shutters can be ordered in ¼" length increments
- Custom shutters can be completed fast and accurate, allowing a 14 day lead time



SHUTTER COLORS



WHITE



GRAY



GREEN



INDIGO BLUE



PINE



RED



ROYAL



PAINTABLE



SANDSTONE



BERRY



BLACK



BLUE



BROWN



CHOCOLATE



CRANBERRY



BORDEAUX



MOUNTS

For a wide range of applications from lighting to electrical to outdoor faucets, Perrenia mounts provide the perfect visual transition from siding to fixture.



FEATURES

- Ideal for new construction or remodeling
- Wide selection to accommodate many applications
- Easy installation with vinyl siding
- Available in a wide array of colors - exactly matching Style Crest® siding or siding from other manufacturers
- Color-through process resists fading and hides scratches
- Weather-resistant polymer won't fade, peel or flake



ELECTRICAL MOUNTS

- Electrical code approved mounting block ensures proper installation of light fixtures and electrical receptacles
- Keeps wires safely hidden to protect your home and provides a beautiful, clean, finished look
- Virtually airtight electrical box is self-contained inside mount to seal off the wiring from the elements
- Quick and easy installation
- Adjusts from $\frac{3}{4}$ " to $1\frac{1}{4}$ "

Patent #6,723,921 and 6,825,414



TYPICAL INSTALLATIONS FOR ELECTRICAL MOUNTS


LIGHT FIXTURE

Clearance holes under fixture screws to eliminate binding of screws

Light fixture bracket shown supplied with light fixture

Bracket mounting holes

No special screws required. Simply use screws that are supplied with light fixture.




ELECTRICAL RECEPTACLE

Clearance holes for cover plate screws

e-Mount body is deep enough to allow for GFI receptacles

Mounting holes for receptacles

No special screws required. Simply use screws that are supplied with light fixture.



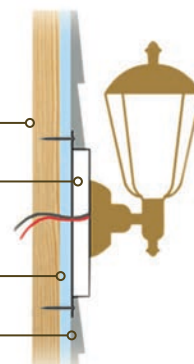
NEW CONSTRUCTION

Stud _____

Electrical Mount _____
(no electrical box required)

Insulation Board _____

Siding _____



REMODELING

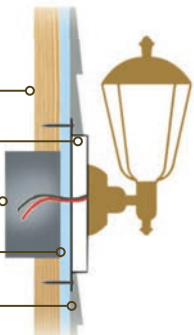
Stud _____

Electrical Mount _____

Old Electrical Box _____

Insulation Board _____

Siding _____





MINI MOUNT

- Used for mounting door bell buttons, receptacles or any other small items



RECESSED MINI MOUNT

- Factory pre-cut for easy mounting of receptacles



COACH COVER

- Snaps easily over Electrical Mounts to enlarge the surface for coach light fixtures



LARGE STANDARD MOUNT

- For mounting large light fixtures, house address numbers, gang electric boxes and other items too large for a regular size mount



FLUSH MOUNT

- For mounting light fixtures/receptacles after siding has been installed
- Fits on top of Double 4" and Double 5" lap siding



STANDARD MOUNT

- For mounting light fixtures, receptacles and faucets
- To be used in conjunction with an electrically approved box



METER BASE MOUNT

- For mounting meter bases, hose reels and other larger items
- Offset flange allows the ability to stack meter bases next to each other for gang meters



RECESSED SPLIT MOUNT

- Splits apart and fits around existing water faucets/receptacles, sealing the area and creating a clean finish
- Larger than standard, providing more room for clear turning of faucets



RECESSED COVER

- Fits easily over Recessed Split Mount with a push snap to protect from the elements
- Foam lining provides extra protection
- Comes in black only, to absorb the heat of the sun



VENTS

Proper ventilation for a home has many advantages including energy efficiency and with Perrenia, it becomes an opportunity for design.



FEATURES

- Available in a wide range of colors - exactly matching Style Crest® vinyl siding colors
- Color-through process resists fading and hides scratches
- Weather-resistant polymer won't fade, peel or flake
- Virtually maintenance-free



HALF ROUND



ROUND



OCTAGON



ROUND TOP



SQUARE



VERTICAL



Baffle System

Unique design prevents water from flowing through while allowing air to flow freely.

Water Drainage

Ramp system diverts water back out and down. This feature keeps water away from the vent system.

Screen System

Tough molded-in screen system won't tear like conventional screens. Bugs can't eat through, birds can't tear it.



SOFFIT VENT KIT (*combination vent*)

1. 4"-3" reducer for added installation flexibility
2. Durable face mount secures complete vent assembly in place
3. Built-in grids to keep birds and rodents out
4. Cover snaps on and off easily for quick installation and cleaning



HOODED EXHAUST VENT

- Unique paddle wheel design discourages birds and rodents from entering vent and helps reduce lint build-up
- Inner flap is recessed into base when dryer is turned off, further discouraging bird and rodent entry
- Cover snaps on and off easily for quick installation and lint removal*



EXHAUST VENT KIT

- Low profile bathroom/dryer exhaust vent
- Built-in grids to keep birds and rodents out
- Cover snaps on and off easily for quick installation and lint removal*
- 8" aluminum tubes included

* Like all bathroom/dryer vents, periodically inspect and clean for optimum performance.

