

# PALRUF®

The Affordable Corrugated PVC Panel that's Perfect for Your DIY Projects.

PALRUF is a chemically resistant and durable covering for roofing, siding or cladding in agriculture, construction or DIY applications. PALRUF is extremely easy to install and maintain, and is available in a wide variety of profiles and colors.

Generally speaking, PALRUF should be used only for open-sided, well ventilated projects.

## Features and Benefits:

- Easily handled, quickly installed
- Requires minimal maintenance
- High chemical resistance
- Fire retardant—meets the highest standards
- UV & weather resistant
- Non-corrosive—does not rust or corrode
- Enables arched roofs and curved walls

For detailed information on physical properties, please visit [www.PalramAmericas.com/Palruf](http://www.PalramAmericas.com/Palruf)



## PALRUF®

CORRUGATED PVC SHEET  
Five Year Limited Warranty

PALRUF is warranted for 5 years against weatherability and structural reliability.

The above warranty shall apply only if the panels are installed, used and maintained in accordance with Palram recommendations and specifications.

Distributed by:

## PALRUF®

Corrugated PVC Sheet



**PALRAM AMERICAS**  
9735 Commerce Circle  
Kutztown, PA, 19530 USA  
Tel: 800.999.9459  
[palramamericas@palram.com](mailto:palramamericas@palram.com)



Form 202-07-3118 P8W

[www.PalramAmericas.com](http://www.PalramAmericas.com)



[www.PalramAmericas.com](http://www.PalramAmericas.com)



# PALRUF®

Corrugated PVC Sheet

Available in Four Colors  
& Two Light Transmission Levels

Accessories to  
Complete Your Project


| Palram Products Compared | PALRUF® GOOD                     | SUNTOP® BETTER                     | SUNTUF® BEST                       |
|--------------------------|----------------------------------|------------------------------------|------------------------------------|
| Impact resistance        | Good                             | Better                             | Best                               |
| Chemical resistance      | Best                             | Good                               | Good                               |
| Snow load capacity       | Good                             | Better                             | Best                               |
| Temperature range        | -4°F to 120°F<br>(-20°C to 49°C) | -40°F to 248°F<br>(-40°C to 120°C) | -40°F to 248°F<br>(-40°C to 120°C) |
| UV Protection            | 100%                             | 100%                               | 100%                               |
| Flame resistance         | Good                             | Good                               | Good                               |
| Cost effectiveness       | Good                             | Better                             | Best                               |
| Warranty                 | 5 Year Limited                   | 10 Year Limited                    | Lifetime Limited                   |



**Clear**  
90% Light  
Transmission



**White Opaque**  
No Light  
Transmission



**Green Opaque**  
No Light  
Transmission



**Beige Opaque**  
No Light  
Transmission

### 3 Standard Sizes

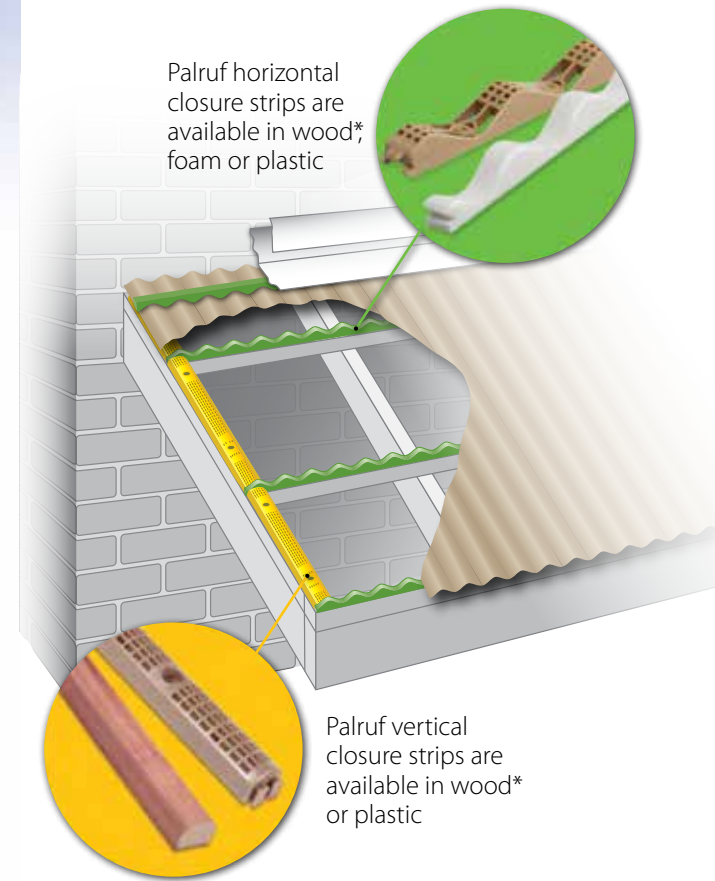
26" W x 8' L    26" W x 10' L    26" W x 12' L  
Palruf Beige is only available in 26" W x 8' L.

Note: 26" panel covers 24" with 1 corrugation overlap.

## Typical Uses Around The Home & On The Farm

- Deck skirting
- Water proof under decking
- Shade canopies
- Car ports
- Awnings
- Partitions & sliders
- Animal shelters
- Patio covers
- Fences
- Walkway coverings

*Just a few ideas of what you can do with  
PALRUF Corrugated Panels!*



Palruf horizontal  
closure strips are  
available in wood\*,  
foam or plastic

Palruf vertical  
closure strips are  
available in wood\*  
or plastic

\*Available in select markets only.  
Flashings shown are available from third parties.

### Special EPDM Washered Fasteners

MetalTite®  
1" or 2" for  
installation with  
metal framing



WoodTite®  
1" or 2" for  
installation with  
wood framing



# Before You Begin

**Make sure the color of all panels match. Be sure panel and horizontal closure support strip fit together...**

**PALRUF is comprised of round corrugations.** Snow, wind and weather loads should be considered when designing the slope degree of your structure. Before installation, check local building codes for relevant specifications and recommendations. Follow local codes at all times.

**TRANSPORTATION, HANDLING AND STORAGE: Do not transport, leave or store panels in direct sun before or during installation.**

For outdoor storage, cover securely with a colored tarpaulin to avoid solar heat gain between the panels. Sunlight is magnified when passing through uncovered sheets, increasing the temperature of the sheets, which leads to degradation and distortion. Penetration of water between the sheets in storage will accentuate this heat gain. Therefore, it is recommended to store the panels indoors. Panels will withstand heat when properly installed and ventilated. Store the panels stacked evenly on a horizontal flat surface with longer lengths on the bottom. Do not stack other items on top of panels. If panels are not stacked directly on floor, be sure to support evenly. **IMPORTANT: If PALRUF panels have been stored at temperatures below 40° F, allow panels to acclimate to room temperature before cutting.**

| LOAD SUPPORT TABLE | Pounds per Sq. Ft.    | 20 psf | 30 psf |
|--------------------|-----------------------|--------|--------|
|                    | PALRUF Purlin Spacing | 24"    | 16"    |

**FLEXIBLE ENOUGH FOR CURVED STRUCTURES:** PALRUF panels may be used in curved applications, as long as the radius of the curve is not less than 13 feet.

## PALRUF ACCESSORIES


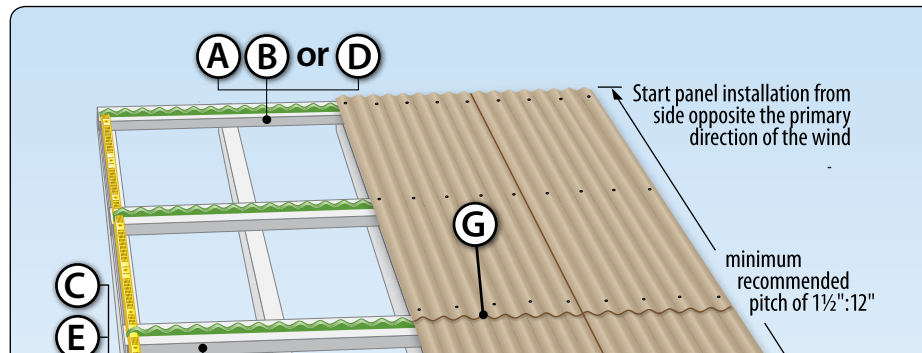
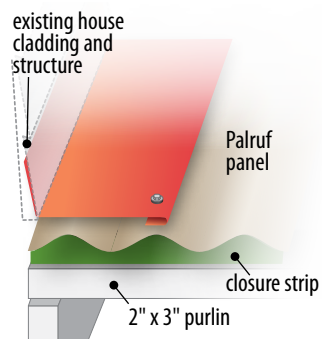
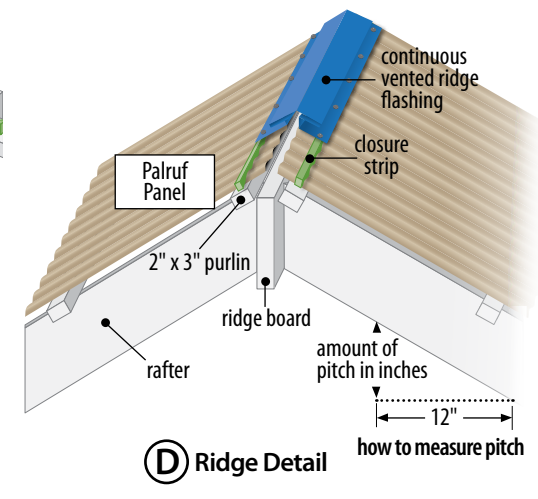
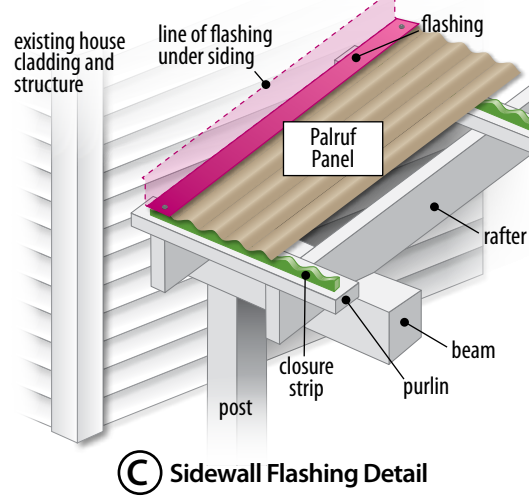
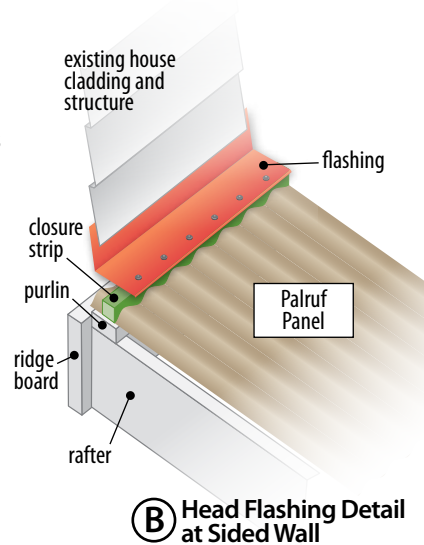
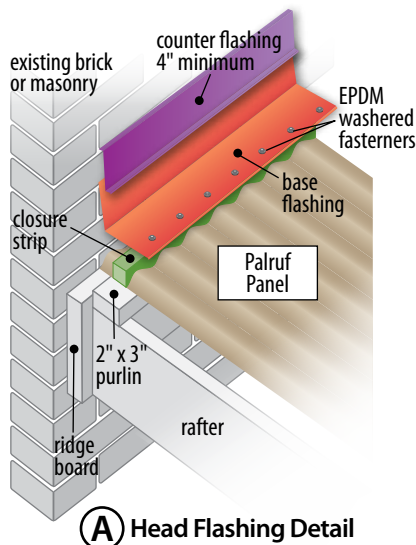
1. PALRUF plastic vertical closure strip  
7/8" H x 1-3/16" W x 24" L  
PALRUF wood vertical closure strip\*  
7/8" H x 1-3/16" W x 24" L
2. PALRUF plastic horizontal closure strips  
3/4" x 7/8" W x 24" L  
PALRUF foam horizontal closure strips  
3/4" x 7/8" W x 36" L  
PALRUF wood horizontal closure strips\*  
3/4" x 7/8" W x 24" L
3. EPDM washered fasteners  
(see lower right corner for more info.)

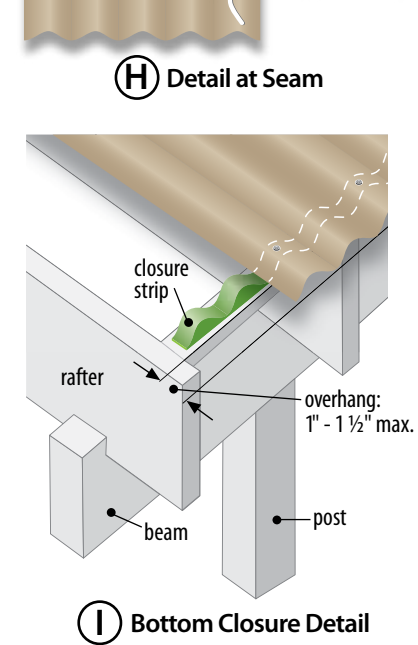
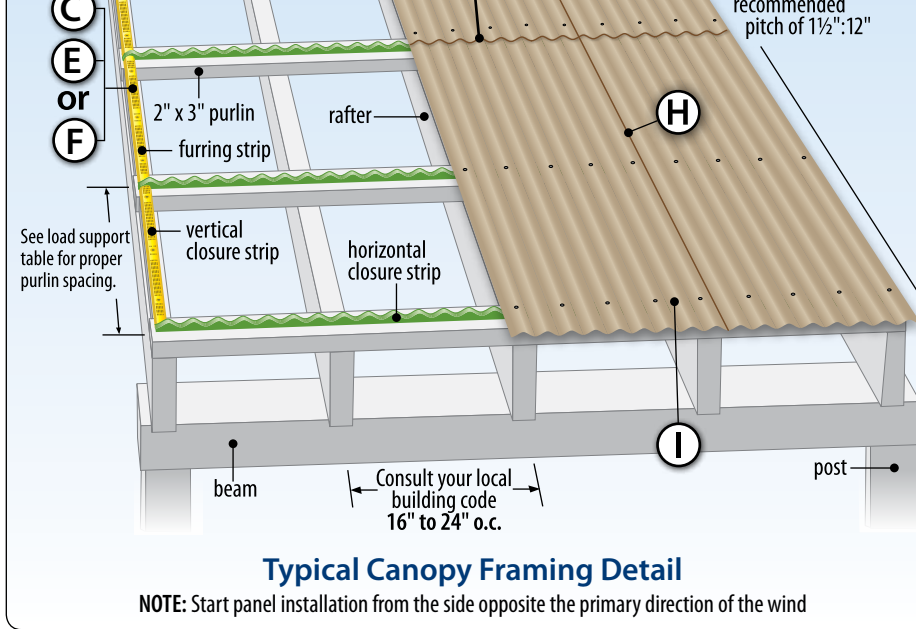
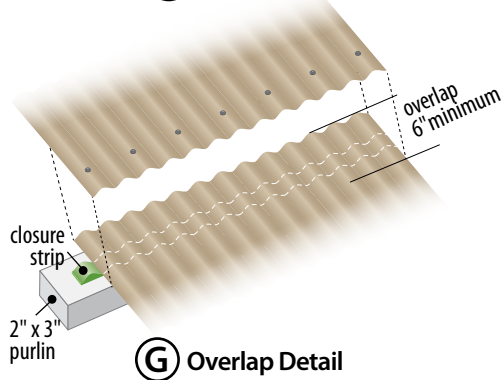
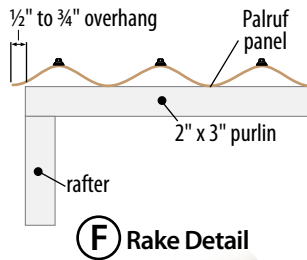
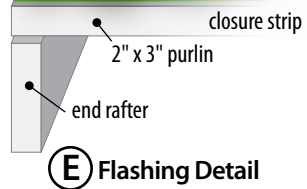
**Note:** flashings shown below are available from third parties.  
\*Available in select markets only.



**BE SURE TO CAREFULLY READ ALL INSTRUCTIONS**

## Installation details for typical canopy structure





**NOTE:** Start panel installation from the side opposite the primary direction of the wind

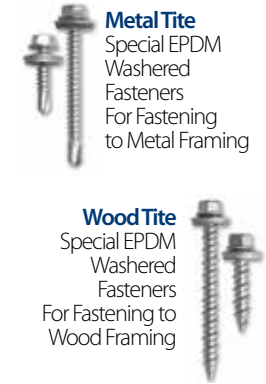
Watch the DIY Products Installation Video Online. A video presentation of basic handling and installation for DIY corrugated products. [PalramAmericas.com/Installation-Overview/](http://PalramAmericas.com/Installation-Overview/)



**INSTALLATION NOTES**

- To Cut Panels:** Use either a circular saw with a plywood blade reversed, a utility knife and a straight edge, or a pair of snips. Support the sheets to avoid vibration and cut at slow speed. Up to five panels can be cut with a circular saw.
- IMPORTANT:** If PALRUF Panels have been stored below 40° F, allow panels to acclimate to room temperature before cutting.
- Pitch:** This is the amount of height in inches the rafter rises over a 12" run. Minimum slope is 1 1/2" in 12" (see figure D). Never install panels on flat roofs.
- Purlins/Cross Supports:** Cross supports (purlins) must be no more than 24" apart for PALRUF. Cross supports should be at least 2" x 2" lumber.
- Sealants:** For PALRUF sheets, use any sealant adhesive recommended for PVC (a low modulus sealant that remains flexible when cured). (See figure H).
- Closure Strips:** Made from either plastic, wood or foam. They are used horizontally under the panels as fastener supports. Plastic closures are recommended because they provide the most structural rigidity. Plastic or wood vertical closures are recommended for finishing the outside edges.
- Flashings:** Use a flashing suitable for your application. These are available from third party vendors.

- Fasteners:** Use Palram EPDM washed fasteners only. NEVER use nails. Pre-drill all fastener holes with a 1/4" drill bit to accommodate for the thermal movement of the panel. Failure to accommodate thermal movement will cause buckling of the sheet. Attach fasteners on the crown of every other rib in the horizontal direction. In high wind areas, fasten on the crown of every rib. Use 2" fasteners for all roof applications. DO NOT Overtighten Fasteners causing the rubber washer to compress.
- TIP:** Tighten all fasteners until they are "snug." If the EPDM washer becomes deformed, the fastener is too tight!
- General Notes:** While opaque panels are suitable for all weather conditions, clear panels are to be installed for applications in mild weather conditions only, and are not recommended for locations with high UV radiation or temperatures that exceed 130° F. Sheet corrugations at each side must face down.
- Do not install panels over lattice or existing roofing. Panels are not recommended for enclosed structures such as greenhouses.**
- Ventilation:** PALRUF panels are for open ventilated projects ONLY.



Inasmuch as Palram Americas has no control over the use (and/or Installation method) to which others may put this material, it does not guarantee that the same results as those described herein will be obtained, Each user of the material should make their own test to determine the suitability of the material for their own particular use. In the event of a warranty claim for product failure, Palram Americas reserves the right to inspect any or all of the sheets involved and the installation site itself while the sheets are still in their original position and have not been removed or moved or altered in any way. For a complete copy of the PALRUF Corrugated PVC Warranty, contact Palram at 1-800-999-9459 or visit us online at [www.PalramAmericas.com](http://www.PalramAmericas.com).

©2012-18 Palram Americas, Inc. All Rights Reserved.

**Installation Overview**